



SPORTON International Inc.

No. 52, Hwa Ya 1st Rd., Hwa Ya Technology Park, Kwei-Shan Hsiang, Tao Yuan Hsien, Taiwan, R.O.C.
Ph: 886-3-327-3456 / FAX: 886-3-327-0973 / www.sporton.com.tw

FCC RADIO TEST REPORT

Applicant's company	Cisco Systems, Inc.
Applicant Address	170 West Tasman Drive San Jose, CA 95134 USA
FCC ID	UDX-60043010
Manufacturer's company	Accton Technology Corporation
Manufacturer Address	1, Creation Road 3, Hsinchu Science Park Hsinchu 20077, Taiwan R.O.C.

Product Name	802.11a/b/g/n/ac Wireless Access Point
Brand Name	CISCO
Model No.	MR84-HW
Test Rule	47 CFR FCC Part 15 Subpart C § 15.247
Test Freq. Range	2400 ~ 2483.5MHz
Received Date	Jan. 27, 2016
Final Test Date	Jun. 02, 2016
Submission Type	Original Equipment

Statement

Test result included is only for the IEEE 802.11b/g, IEEE 802.11n and IEEE 802.11ac of the product.

The test result in this report refers exclusively to the presented test model / sample.

Without written approval of SPORTON International Inc., the test report shall not be reproduced except in full.

The measurements and test results shown in this test report were made in accordance with the procedures and found in compliance with the limit given in ANSI C63.10-2013, 47 CFR FCC Part 15 Subpart C, KDB558074 D01 v03r05 and KDB 662911 D01 v02r01.

The test equipment used to perform the test is calibrated and traceable to NML/ROC.



Table of Contents

1. VERIFICATION OF COMPLIANCE	1
2. SUMMARY OF THE TEST RESULT	2
3. GENERAL INFORMATION	3
3.1. Product Details.....	3
3.2. Accessories.....	7
3.3. Table for Filed Antenna.....	8
3.4. Table for Carrier Frequencies	10
3.5. Table for Test Modes.....	11
3.6. Table for Testing Locations.....	16
3.7. Table for Supporting Units	16
3.8. Table for Parameters of Test Software Setting	18
3.9. EUT Operation during Test	21
3.10. Duty Cycle.....	22
3.11. Test Configurations	23
4. TEST RESULT	27
4.1. AC Power Line Conducted Emissions Measurement.....	27
4.2. Maximum Conducted Output Power Measurement.....	31
4.3. Power Spectral Density Measurement	49
4.4. 6dB Spectrum Bandwidth Measurement	170
4.5. Radiated Emissions Measurement	377
4.6. Emissions Measurement	696
4.7. Antenna Requirements	1114
5. LIST OF MEASURING EQUIPMENTS	1115
6. MEASUREMENT UNCERTAINTY	1117
APPENDIX A. TEST PHOTOS	A1 ~ A8
APPENDIX B. RADIATED EMISSION CO-LOCATION REPORT	B1 ~ B3



History of This Test Report

REPORT NO.	VERSION	DESCRIPTION	ISSUED DATE
FR641615AA	Rev. 01	Initial issue of report	Jul. 13, 2016

1. VERIFICATION OF COMPLIANCE

Product Name : 802.11a/b/g/n/ac Wireless Access Point
Brand Name : CISCO
Model No. : MR84-HW
Applicant : Cisco Systems, Inc.
Test Rule Part(s) : 47 CFR FCC Part 15 Subpart C § 15.247

Sporton International as requested by the applicant to evaluate the EMC performance of the product sample received on Jan. 27, 2016 would like to declare that the tested sample has been evaluated and found to be in compliance with the tested rule parts. The data recorded as well as the test configuration specified is true and accurate for showing the sample's EMC nature.



Sam Chen

SPORTON INTERNATIONAL INC.

2. SUMMARY OF THE TEST RESULT

Applied Standard: 47 CFR FCC Part 15 Subpart C			
Part	Rule Section	Description of Test	Result
4.1	15.207	AC Power Line Conducted Emissions	Complies
4.2	15.247(b)(3)	Maximum Conducted Output Power	Complies
4.3	15.247(e)	Power Spectral Density	Complies
4.4	15.247(a)(2)	6dB Spectrum Bandwidth	Complies
4.5	15.247(d)	Radiated Emissions	Complies
4.6	15.247(d)	Band Edge Emissions	Complies
4.7	15.203	Antenna Requirements	Complies

3. GENERAL INFORMATION

3.1. Product Details

Items	Description
Product Type	For Radio 1: WLAN (4TX, 4RX) For Radio 3: WLAN (1TX, 1RX)
Radio Type	Intentional Transceiver
Power Type	From PoE
Modulation	IEEE 802.11b: DSSS IEEE 802.11g: OFDM IEEE 802.11n/ac: see the below table
Data Modulation	IEEE 802.11b: DSSS (BPSK / QPSK / CCK) IEEE 802.11g/n: OFDM (BPSK / QPSK / 16QAM / 64QAM) IEEE 802.11ac: OFDM (BPSK / QPSK / 16QAM / 64QAM / 256QAM)
Data Rate (Mbps)	IEEE 802.11b: DSSS (1/ 2/ 5.5/11) IEEE 802.11g: OFDM (6/9/12/18/24/36/48/54) IEEE 802.11n/ac: see the below table
Frequency Range	2400 ~ 2483.5MHz
Channel Number	11 for 20MHz bandwidth ; 7 for 40MHz bandwidth
Channel Band Width (99%)	<p><For Radio 1 Non-beamforming Mode></p> <p>For Mode 1: IEEE 802.11b: 16.24 MHz IEEE 802.11g: 17.45 MHz IEEE 802.11ac MCS0/Nss1 (VHT20): 24.23 MHz IEEE 802.11ac MCS0/Nss1 (VHT40): 36.03 MHz IEEE 802.11ac MCS0/Nss4 (VHT20): 20.32 MHz IEEE 802.11ac MCS0/Nss4 (VHT40): 37.19 MHz</p> <p>For Mode 2: IEEE 802.11b: 12.85 MHz IEEE 802.11g: 17.28 MHz IEEE 802.11ac MCS0/Nss1 (VHT20): 17.89 MHz IEEE 802.11ac MCS0/Nss1 (VHT40): 36.03 MHz IEEE 802.11ac MCS0/Nss4 (VHT20): 18.23 MHz IEEE 802.11ac MCS0/Nss4 (VHT40): 37.19 MHz</p> <p>For Mode 3: IEEE 802.11b: 13.11 MHz IEEE 802.11g: 16.85 MHz IEEE 802.11ac MCS0/Nss1 (VHT20): 17.89 MHz IEEE 802.11ac MCS0/Nss1 (VHT40): 35.89 MHz IEEE 802.11ac MCS0/Nss4 (VHT20): 18.15 MHz IEEE 802.11ac MCS0/Nss4 (VHT40): 37.05 MHz</p>

	<p>For Mode 4: IEEE 802.11b: 12.76 MHz IEEE 802.11g: 16.50 MHz IEEE 802.11ac MCS0/Nss1 (VHT20): 17.71 MHz IEEE 802.11ac MCS0/Nss1 (VHT40): 36.18 MHz IEEE 802.11ac MCS0/Nss4 (VHT20): 17.97 MHz IEEE 802.11ac MCS0/Nss4 (VHT40): 37.19 MHz <For Radio 1 Beamforming Mode></p> <p>For Mode 1: IEEE 802.11ac MCS0/Nss1 (VHT20): 17.80 MHz IEEE 802.11ac MCS0/Nss1 (VHT40): 36.75 MHz IEEE 802.11ac MCS0/Nss2 (VHT20): 18.32 MHz IEEE 802.11ac MCS0/Nss2 (VHT40): 36.61 MHz IEEE 802.11ac MCS0/Nss3 (VHT20): 18.06 MHz IEEE 802.11ac MCS0/Nss3 (VHT40): 37.63 MHz</p> <p>For Mode 2: IEEE 802.11ac MCS0/Nss1 (VHT20): 17.71 MHz IEEE 802.11ac MCS0/Nss1 (VHT40): 36.90 MHz IEEE 802.11ac MCS0/Nss2 (VHT20): 17.80 MHz IEEE 802.11ac MCS0/Nss2 (VHT40): 36.76 MHz IEEE 802.11ac MCS0/Nss3 (VHT20): 18.06 MHz IEEE 802.11ac MCS0/Nss3 (VHT40): 37.63 MHz</p> <p>For Mode 3: IEEE 802.11ac MCS0/Nss1 (VHT20): 17.71 MHz IEEE 802.11ac MCS0/Nss1 (VHT40): 36.76 MHz IEEE 802.11ac MCS0/Nss2 (VHT20): 17.71 MHz IEEE 802.11ac MCS0/Nss2 (VHT40): 37.05 MHz IEEE 802.11ac MCS0/Nss3 (VHT20): 18.06 MHz IEEE 802.11ac MCS0/Nss3 (VHT40): 37.48 MHz</p> <p>For Mode 4: IEEE 802.11ac MCS0/Nss1 (VHT20): 17.71 MHz IEEE 802.11ac MCS0/Nss1 (VHT40): 36.76 MHz IEEE 802.11ac MCS0/Nss2 (VHT20): 17.71 MHz IEEE 802.11ac MCS0/Nss2 (VHT40): 36.90 MHz IEEE 802.11ac MCS0/Nss3 (VHT20): 18.06 MHz IEEE 802.11ac MCS0/Nss3 (VHT40): 37.34 MHz <For Radio 3 Mode></p> <p>For Mode 5: IEEE 802.11b: 12.68 MHz IEEE 802.11g: 29.52 MHz IEEE 802.11ac MCS0/Nss1 (VHT20): 30.56 MHz IEEE 802.11ac MCS0/Nss1 (VHT40): 37.05 MHz</p>
--	---

Maximum Conducted Output Power	<p><For Radio 1 Non-beamforming Mode></p> <p>For Mode 1:</p> <p>IEEE 802.11b: 29.21 dBm IEEE 802.11g: 27.50 dBm IEEE 802.11ac MCS0/Nss1 (VHT20): 28.68 dBm IEEE 802.11ac MCS0/Nss1 (VHT40): 22.14 dBm IEEE 802.11ac MCS0/Nss4 (VHT20): 26.14 dBm IEEE 802.11ac MCS0/Nss4 (VHT40): 20.07 dBm</p> <p>For Mode 2:</p> <p>IEEE 802.11b: 22.51 dBm IEEE 802.11g: 26.71 dBm IEEE 802.11ac MCS0/Nss1 (VHT20): 25.96 dBm IEEE 802.11ac MCS0/Nss1 (VHT40): 20.72 dBm IEEE 802.11ac MCS0/Nss4 (VHT20): 25.18 dBm IEEE 802.11ac MCS0/Nss4 (VHT40): 19.82 dBm</p> <p>For Mode 3:</p> <p>IEEE 802.11b: 26.15 dBm IEEE 802.11g: 25.96 dBm IEEE 802.11ac MCS0/Nss1 (VHT20): 25.79 dBm IEEE 802.11ac MCS0/Nss1 (VHT40): 19.65 dBm IEEE 802.11ac MCS0/Nss4 (VHT20): 24.50 dBm IEEE 802.11ac MCS0/Nss4 (VHT40): 18.73 dBm</p> <p>For Mode 4:</p> <p>IEEE 802.11b: 22.92 dBm IEEE 802.11g: 22.94 dBm IEEE 802.11ac MCS0/Nss1 (VHT20): 22.81 dBm IEEE 802.11ac MCS0/Nss1 (VHT40): 21.98 dBm IEEE 802.11ac MCS0/Nss4 (VHT20): 22.62 dBm IEEE 802.11ac MCS0/Nss4 (VHT40): 18.73 dBm</p> <p><For Radio 1 Beamforming Mode></p> <p>For Mode 1:</p> <p>IEEE 802.11ac MCS0/Nss1 (VHT20): 27.05 dBm IEEE 802.11ac MCS0/Nss1 (VHT40): 21.18 dBm IEEE 802.11ac MCS0/Nss2 (VHT20): 26.06 dBm IEEE 802.11ac MCS0/Nss2 (VHT40): 21.24 dBm IEEE 802.11ac MCS0/Nss3 (VHT20): 25.20 dBm IEEE 802.11ac MCS0/Nss3 (VHT40): 20.86 dBm</p> <p>For Mode 2:</p> <p>IEEE 802.11ac MCS0/Nss1 (VHT20): 23.25 dBm IEEE 802.11ac MCS0/Nss1 (VHT40): 19.21 dBm IEEE 802.11ac MCS0/Nss2 (VHT20): 25.31 dBm IEEE 802.11ac MCS0/Nss2 (VHT40): 17.29 dBm IEEE 802.11ac MCS0/Nss3 (VHT20): 23.18 dBm IEEE 802.11ac MCS0/Nss3 (VHT40): 18.86 dBm</p> <p>For Mode 3:</p>
--------------------------------	---

	IEEE 802.11ac MCS0/Nss1 (VHT20): 21.26 dBm IEEE 802.11ac MCS0/Nss1 (VHT40): 20.07 dBm IEEE 802.11ac MCS0/Nss2 (VHT20): 24.33 dBm IEEE 802.11ac MCS0/Nss2 (VHT40): 21.25 dBm IEEE 802.11ac MCS0/Nss3 (VHT20): 24.09 dBm IEEE 802.11ac MCS0/Nss3 (VHT40): 20.86 dBm For Mode 4: IEEE 802.11ac MCS0/Nss1 (VHT20): 20.06 dBm IEEE 802.11ac MCS0/Nss1 (VHT40): 20.07 dBm IEEE 802.11ac MCS0/Nss2 (VHT20): 22.74 dBm IEEE 802.11ac MCS0/Nss2 (VHT40): 18.37 dBm IEEE 802.11ac MCS0/Nss3 (VHT20): 21.62 dBm IEEE 802.11ac MCS0/Nss3 (VHT40): 16.91 dBm <For Radio 3 Mode> For Mode 5: IEEE 802.11b: 21.53 dBm IEEE 802.11g: 24.92 dBm IEEE 802.11ac MCS0/Nss1 (VHT20): 24.80 dBm IEEE 802.11ac MCS0/Nss1 (VHT40): 19.82 dBm
Carrier Frequencies	Please refer to section 3.4
Antenna	Please refer to section 3.3

Note: The MIMO transmission mode is correlated.

Items	Description	
Beamforming Function	<input checked="" type="checkbox"/> With beamforming	<input type="checkbox"/> Without beamforming

Note: The Radio 1 and Radio 2 has beamforming function for 802.11n/ac.

Antenna and Band width

Antenna	Single (TX)			Four (TX)		
	20 MHz	40 MHz	80 MHz	20 MHz	40 MHz	80 MHz
IEEE 802.11b	V	X	X	V	X	X
IEEE 802.11g	V	X	X	V	X	X
IEEE 802.11n	V	V	X	V	V	X
IEEE 802.11ac	V	V	V	V	V	V

IEEE 802.11n/ac Spec.

Protocol		Number of Transmit Chains (NTX)	Data Rate / MCS
Radio 1	802.11n (HT20)	4	MCS0-31
	802.11n (HT40)	4	MCS0-31
	802.11ac (VHT20)	4	MCS 0-9/Nss1-4
	802.11ac (VHT40)	4	MCS 0-9/Nss1-4
Radio 3	802.11n (HT20)	1	MCS0-7
	802.11n (HT40)	1	MCS0-7
	802.11ac (VHT20)	1	MCS 0-9/Nss1
	802.11ac (VHT40)	1	MCS 0-9/Nss1

Note 1: IEEE Std. 802.11n modulation consists of HT20 and HT40 (HT: High Throughput).

Then EUT supports HT20 and HT40.

Note 2: IEEE Std. 802.11ac modulation consists of VHT20, VHT40, VHT80 and VHT160 (VHT: Very High Throughput). Then EUT supports VHT20, VHT40 in 2.4GHz.

Note 3: Modulation modes consist of below configuration: HT20/HT40: IEEE 802.11n, VHT20/VHT40: IEEE 802.11ac

3.2. Accessories

Others
Wall-mounted rack*1
Antenna cable*12 for Set 4 use only (1. Long antenna cable*4, shielded 3m ; 2. Middle antenna cable*4, shielded 1.5m ; 3. Short antenna cable*4, shielded 0.6m)

3.3. Table for Filed Antenna

Radio	Set	Brand	P/N	Antenna Type	Connector	Gain		
						2.4GHz	5GHz	Buletooth
Radio 1/ Radio 2	1	Grand-Tek	ANT-20	Omni	N-Plug	Note1		-
	2	Grand-Tek	ANT-25	Panel	N-Plug			-
	3	Grand-Tek	MA-ANT-27	Panel	N-Plug			-
	4	CISCO	AIR-ANT2513P4M-N	Patch	N-female bulkhead			-
Radio 3	5	Grand-Tek	610-43060	Metal	I-pex	6.30	5.40	-
Radio 4	6	Grand-Tek	610-43050	Metal	I-pex	-	-	7.30

Note1:

Radio	Set	Chain	Gain (dBi)		Internal Cable loss	External Cable loss	True Gain (dBi)	
			2.4GHz	5GHz			2.4GHz	5GHz
Radio 1/ Radio 2	1	1	4	7	1.4	N/A	2.6	5.6
		2	4	7	1.6		2.4	5.4
		3	4	7	1.6		2.4	5.4
		4	4	7	1.4		2.6	5.6
	2	1	8.1	6.5	1.4	Note2	6.7	5.1
		2	8.1	6.5	1.6		6.5	4.9
		3	8.1	6.5	1.6		6.5	4.9
		4	8.1	6.5	1.4		6.7	5.1
	3	1	9.8	11.3	1.4	Note2	8.4	9.9
		2	9.8	11.3	1.6		8.2	9.7
		3	9.8	11.3	1.6		8.2	9.7
		4	9.8	11.3	1.4		8.4	9.9
	4	1	13	13	1.4	1.6 Note3	10	10
		2	13	13	1.6		9.8	9.8
		3	13	13	1.6		9.8	9.8
		4	13	13	1.4		10	10

Note2: Antenna gain is including cable loss

Note3: This antenna can be used with long/middle/short antenna cable, due to the cable loss of long antenna cable is maximum, therefore the testing will use long antenna cable.

Note4:

The EUT has six sets of antenna. Each set has four antennas for set 1~4.

The EUT has four radios, Radio 1 supports WLAN 2.4GHz, Radio 2 supports WLAN 5GHz, Radio 3 supports WLAN 2.4GHz + 5GHz (scanning radio) and Radio 4 supports Bluetooth function.

<For Radio 1 / 2.4GHz and Radio 2 / 5GHz Functions>

Chain 1, Chain 2, Chain 3 and Chain 4 can be used as transmitting/receiving antenna.

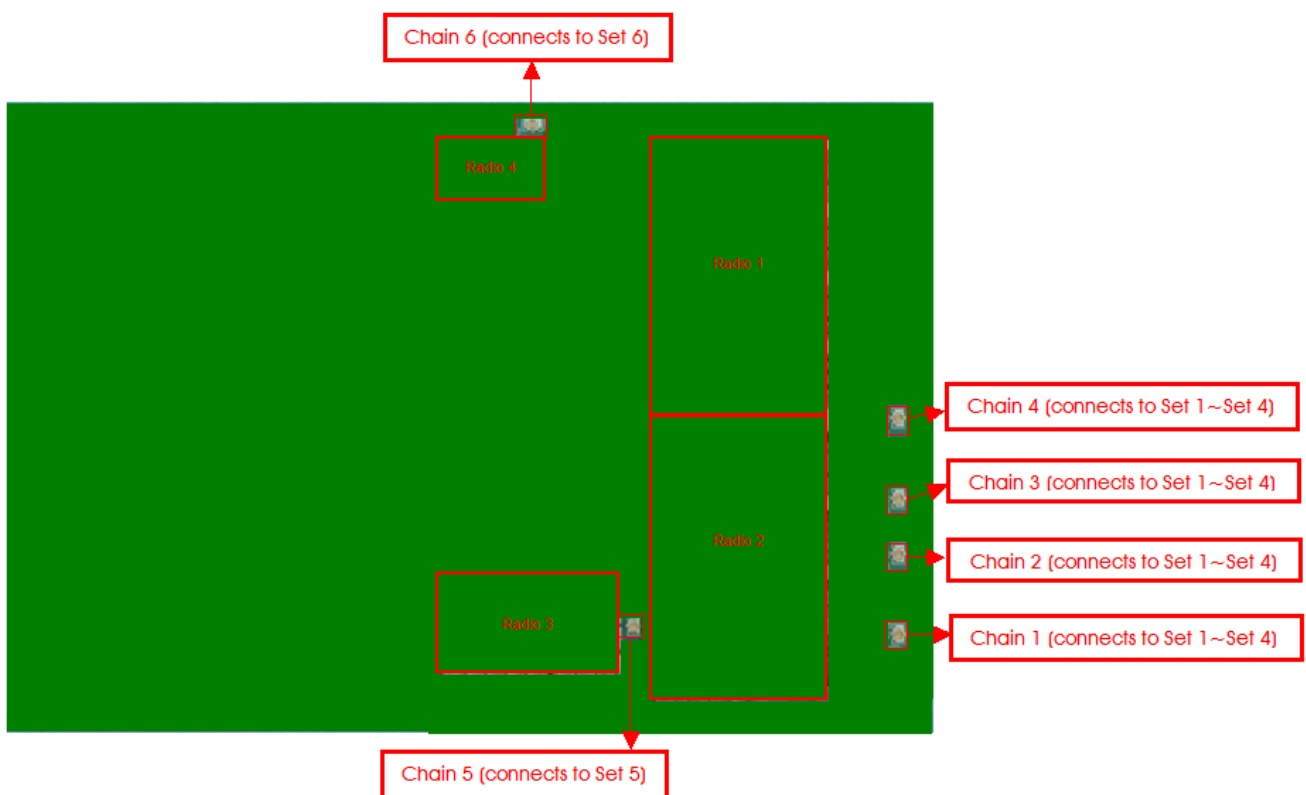
Chain 1, Chain 2, Chain 3 and Chain 4 could transmit/receive simultaneously.

<For Radio 3 / 2.4GHz + 5GHz Functions>

Only Chain 5 could transmit/receive.

<For Radio 4 / Bluetooth Functions>

Only Chain 6 could transmit/receive.



3.4. Table for Carrier Frequencies

There are two bandwidth systems.

For 20MHz bandwidth systems, use Channel 1~Channel 11.

For 40MHz bandwidth systems, use Channel 3~Channel 9.

Frequency Band	Channel No.	Frequency	Channel No.	Frequency
2400~2483.5MHz	1	2412 MHz	7	2442 MHz
	2	2417 MHz	8	2447 MHz
	3	2422 MHz	9	2452 MHz
	4	2427 MHz	10	2457 MHz
	5	2432 MHz	11	2462 MHz
	6	2437 MHz	-	-

3.5. Table for Test Modes

Preliminary tests were performed in different data rate to find the worst radiated emission. The data rate shown in the table below is the worst-case rate with respect to the specific test item. Investigation has been done on all the possible configurations for searching the worst cases. The following table is a list of the test modes shown in this test report.

For Radio 1:

Test Items	Mode	Data Rate	Channel	Chain	
AC Power Line Conducted Emissions	Normal Link	-	-	-	
Maximum Conducted Output Power	<For Non-Beamforming Mode>				
	11b/CCK	1 Mbps	1/6/11	1+2+3+4	
	11g/BPSK	6 Mbps	1/6/11	1+2+3+4	
	11ac VHT20	MCS0/Nss1	1/6/11	1+2+3+4	
	11ac VHT40	MCS0/Nss1	3/6/9	1+2+3+4	
	11ac VHT20	MCS0/Nss4	1/6/11	1+2+3+4	
	11ac VHT40	MCS0/Nss4	3/6/9	1+2+3+4	
	<For Beamforming Mode>				
	11ac VHT20	MCS0/Nss1	1/6/11	1+2+3+4	
	11ac VHT40	MCS0/Nss1	3/6/9	1+2+3+4	
	11ac VHT20	MCS0/Nss2	1/6/11	1+2+3+4	
	11ac VHT40	MCS0/Nss2	3/6/9	1+2+3+4	
	11ac VHT20	MCS0/Nss3	1/6/11	1+2+3+4	
	11ac VHT40	MCS0/Nss3	3/6/9	1+2+3+4	
	Power Spectral Density	<For Non-Beamforming Mode>			
		11b/CCK	1 Mbps	1/6/11	1+2+3+4
		11g/BPSK	6 Mbps	1/6/11	1+2+3+4
11ac VHT20		MCS0/Nss1	1/6/11	1+2+3+4	
11ac VHT40		MCS0/Nss1	3/6/9	1+2+3+4	
11ac VHT20		MCS0/Nss4	1/6/11	1+2+3+4	
11ac VHT40		MCS0/Nss4	3/6/9	1+2+3+4	
<For Beamforming Mode>					
11ac VHT20		MCS0/Nss1	1/6/11	1+2+3+4	
11ac VHT40		MCS0/Nss1	3/6/9	1+2+3+4	
11ac VHT20		MCS0/Nss2	1/6/11	1+2+3+4	
11ac VHT40		MCS0/Nss2	3/6/9	1+2+3+4	
11ac VHT20		MCS0/Nss3	1/6/11	1+2+3+4	
11ac VHT40		MCS0/Nss3	3/6/9	1+2+3+4	

6dB Spectrum Bandwidth	<For Non-Beamforming Mode>			
	11b/CCK	1 Mbps	1/6/11	1,2,3,4
	11g/BPSK	6 Mbps	1/6/11	1,2,3,4
	11ac VHT20	MCS0/Nss1	1/6/11	1,2,3,4
	11ac VHT40	MCS0/Nss1	3/6/9	1,2,3,4
	11ac VHT20	MCS0/Nss4	1/6/11	1,2,3,4
	11ac VHT40	MCS0/Nss4	3/6/9	1,2,3,4
	<For Beamforming Mode>			
	11ac VHT20	MCS0/Nss1	1/6/11	1,2,3,4
	11ac VHT40	MCS0/Nss1	3/6/9	1,2,3,4
	11ac VHT20	MCS0/Nss2	1/6/11	1,2,3,4
	11ac VHT40	MCS0/Nss2	3/6/9	1,2,3,4
	11ac VHT20	MCS0/Nss3	1/6/11	1,2,3,4
	11ac VHT40	MCS0/Nss3	3/6/9	1,2,3,4
Radiated Emissions 9kHz~1GHz	Normal Link	-	-	-
Radiated Emissions 1GHz~10 th Harmonic	<For Non-Beamforming Mode>			
	11b/CCK	1 Mbps	1/6/11	1+2+3+4
	11g/BPSK	6 Mbps	1/6/11	1+2+3+4
	11ac VHT20	MCS0/Nss1	1/6/11	1+2+3+4
	11ac VHT40	MCS0/Nss1	3/6/9	1+2+3+4
	11ac VHT20	MCS0/Nss4	1/6/11	1+2+3+4
	11ac VHT40	MCS0/Nss4	3/6/9	1+2+3+4
	<For Beamforming Mode>			
	11ac VHT20	MCS0/Nss1	1/6/11	1+2+3+4
	11ac VHT40	MCS0/Nss1	3/6/9	1+2+3+4
	11ac VHT20	MCS0/Nss2	1/6/11	1+2+3+4
	11ac VHT40	MCS0/Nss2	3/6/9	1+2+3+4
	11ac VHT20	MCS0/Nss3	1/6/11	1+2+3+4
	11ac VHT40	MCS0/Nss3	3/6/9	1+2+3+4

Band Edge Emissions	<For Non-Beamforming Mode>			
	11b/CCK	1 Mbps	1/6/11	1+2+3+4
	11g/BPSK	6 Mbps	1/6/11	1+2+3+4
	11ac VHT20	MCS0/Nss1	1/6/11	1+2+3+4
	11ac VHT40	MCS0/Nss1	3/6/9	1+2+3+4
	11ac VHT20	MCS0/Nss4	1/6/11	1+2+3+4
	11ac VHT40	MCS0/Nss4	3/6/9	1+2+3+4
	<For Beamforming Mode>			
	11ac VHT20	MCS0/Nss1	1/6/11	1+2+3+4
	11ac VHT40	MCS0/Nss1	3/6/9	1+2+3+4
	11ac VHT20	MCS0/Nss2	1/6/11	1+2+3+4
	11ac VHT40	MCS0/Nss2	3/6/9	1+2+3+4
	11ac VHT20	MCS0/Nss3	1/6/11	1+2+3+4
	11ac VHT40	MCS0/Nss3	3/6/9	1+2+3+4

For Radio 3:

Test Items	Mode	Data Rate	Channel	Chain
AC Power Line Conducted Emissions	Normal Link	-	-	-
Maximum Conducted Output Power	11b/CCK	1 Mbps	1/6/11	5
	11g/BPSK	6 Mbps	1/6/11	5
	11ac VHT20	MCS0/Nss1	1/6/11	5
	11ac VHT40	MCS0/Nss1	3/6/9	5
Power Spectral Density	11b/CCK	1 Mbps	1/6/11	5
	11g/BPSK	6 Mbps	1/6/11	5
	11ac VHT20	MCS0/Nss1	1/6/11	5
	11ac VHT40	MCS0/Nss1	3/6/9	5
6dB Spectrum Bandwidth	11b/CCK	1 Mbps	1/6/11	5
	11g/BPSK	6 Mbps	1/6/11	5
	11ac VHT20	MCS0/Nss1	1/6/11	5
	11ac VHT40	MCS0/Nss1	3/6/9	5
Radiated Emissions 9kHz~1GHz	Normal Link	-	-	-
Radiated Emissions 1GHz~10 th Harmonic	11b/CCK	1 Mbps	1/6/11	5
	11g/BPSK	6 Mbps	1/6/11	5
	11ac VHT20	MCS0/Nss1	1/6/11	5
	11ac VHT40	MCS0/Nss1	3/6/9	5
Band Edge Emissions	11b/CCK	1 Mbps	1/6/11	5
	11g/BPSK	6 Mbps	1/6/11	5
	11ac VHT20	MCS0/Nss1	1/6/11	5
	11ac VHT40	MCS0/Nss1	3/6/9	5

Note 1: VHT20/VHT40 covers HT20/HT40, due to same modulation. The power setting for 802.11n HT20 and HT40 are the same or lower than 802.11ac VHT20 and VHT40.

Note 2: There are two modes for Radio 1, one is beamforming mode, and the other is non-beamforming mode for 802.11n/ac. All test results were recorded in the report.

Note 3: The PoE is for measurement only, would not be marketed.

The PoE information as below:

Power	Brand	Model
PoE	Motorola	PD-7001G

The following test modes were performed for all tests:

Conducted Emission test							
The radio 3 was performed at WLAN 2.4GHz and 5GHz and the worst case was found at 2.4GHz. The radio 1 and radio 2 was performed at antenna set 1-4, and the worst case was found at antenna set 1. So the measurement will follow above same test configuration.							
Mode	Set 1	Set 2	Set 3	Set 4	Set 5	Set 6	PoE
1	● Radio1/2.4G Radio2/5G	-	-	-	● Radio3/2.4G	● Radio4/BT	●

Radiated Emission test<Below 1GHz>									
Mode	Z axis	Y axis	Set 1	Set 2	Set 3	Set 4	Set 5	Set 6	PoE
1	●	-	● Radio1/2.4G Radio2/5G	-	-	-	● Radio3/2.4G	● Radio4/BT	●
2	-	●	● Radio1/2.4G Radio2/5G	-	-	-	● Radio3/2.4G	● Radio4/BT	●
3 Note1	●	-	● Radio1/2.4G Radio2/5G	-	-	-	● Radio3/5G	● Radio4/BT	●
4 Note2	●	-	-	● Radio1/2.4G Radio2/5G	-	-	● Radio3/5G	● Radio4/BT	●
5 Note2	●	-	-	-	● Radio1/2.4G Radio2/5G	-	● Radio3/5G	● Radio4/BT	●
6 Note2	●	-	-	-	-	● Radio1/2.4G Radio2/5G	● Radio3/5G	● Radio4/BT	●
Note1: Mode 1 has been evaluated to be the worst case between Mode 1~2, thus measurement for Mode 3 will follow this same test mode. Note2: Mode 3 has been evaluated to be the worst case among Mode 1~3, thus measurement for Mode 4~6 will follow this same test mode. Mode 6 generated the worst test result, so it was recorded in this report.									

Radiated Emission test<Above 1GHz>									
The EUT was performed at X axis, Y axis and Z axis position for Radiated emission above 1GHz test, and the worst case was found at Z axis. So the measurement will follow this same test configuration for Mode 1 ~ Mode 4									
The EUT was performed at X axis, Y axis and Z axis position for Radiated emission above 1GHz test, and the worst case was found at X axis. So the measurement will follow this same test configuration for Mode 5									
Mode	Z axis	X axis	Set 1	Set 2	Set 3	Set 4	Set 5	Set 6	PoE
1	●	-	●	-	-	-	-	-	●
2	●	-	-	●	-	-	-	-	●
3	●	-	-	-	●	-	-	-	●
4	●	-	-	-	-	●	-	-	●
5	-	●	-	-	-	-	●	-	●

Co-location MPE and Radiated Emission Co-location Test									
The radio 1 and radio 2 can equip with antenna set 1-4, and the maximum gain was found at antenna set 4. So the measurement will follow above same test configuration.									
Mode	Z axis	Y axis	Set 1	Set 2	Set 3	Set 4	Set 5	Set 6	PoE
1	●	-	-	-	-	● Radio1/2.4G Radio2/5G	● Radio3/2.4G	● Radio4/BT	●
2	-	●	-	-	-	● Radio1/2.4G Radio2/5G	● Radio3/2.4G	● Radio4/BT	●
3 Note1	●	-	-	-	-	● Radio1/2.4G Radio2/5G	● Radio3/5G	● Radio4/BT	●
Note1: Mode 1 has been evaluated to be the worst case between Mode 1~2, thus measurement for Mode 3 will follow this same test mode.									
Mode 1 generated the worst test result, so it was recorded in this report.									
Therefore Co-location Maximum Permissible Exposure (Please refer to FA641615) and Radiated Emission Co-location (please refer to Appendix B) tests are added for simultaneously transmit.									

3.6. Table for Testing Locations

Test Site Location				
Address:	No.8, Lane 724, Bo-ai St., Jhubei City, Hsinchu County 302, Taiwan, R.O.C.			
TEL:	886-3-656-9065			
FAX:	886-3-656-9085			
Test Site No.	Site Category	Location	FCC Designation No.	IC File No.
03CH01-CB	SAC	Hsin Chu	TW0006	IC 4086D
CO01-CB	Conduction	Hsin Chu	TW0006	IC 4086D
TH01-CB	OVEN Room	Hsin Chu	-	-

Open Area Test Site (OATS); Semi Anechoic Chamber (SAC).

3.7. Table for Supporting Units

For Test Site No: 03CH01-CB (Below 1GHz)

Support Unit	Brand	Model	FCC ID
NB*4	DELL	E4300	DoC
NB	Apple	Mac Book	DoC
Cell Phone	SAMSUNG	SM-J200Y	DoC
PoE	Motorola	PD-7001G	DoC
Device	CISCO	MR84-HW	UDX-60043010

For Test Site No: 03CH01-CB (Above 1GHz)
<For Non-beamforming Mode>

Support Unit	Brand	Model	FCC ID
NB	DELL	E4300	DoC
PoE	Motorola	PD-7001G	DoC

<For Beamforming Mode>

Support Unit	Brand	Model	FCC ID
NB*2	DELL	E4300	DoC
PoE	Motorola	PD-7001G	DoC
Device	CISCO	MR84-HW	UDX-60043010

For Test Site No: CO01-CB

Support Unit	Brand	Model	FCC ID
NB*6	DELL	E6430	DoC
PoE	Motorola	PD-7001G	DoC
Bluetooth Dongle	WPI	CC2540	DoC
Device	CISCO	MR84-HW	UDX-60043010

For Test Site No: TH01-CB

Support Unit	Brand	Model	FCC ID
NB	DELL	E4300	DoC
PoE	Motorola	PD-7001G	DoC

3.8. Table for Parameters of Test Software Setting

During testing, Channel and Power Controlling Software provided by the customer was used to control the operating channel as well as the output power level. The RF output power selection is for the setting of RF output power expected by the customer and is going to be fixed on the firmware of the final end product.

<For Radio 1 Non-beamforming Mode>

For Mode 1:

Test Software Version	QCARCT Ver3.0.126.0					
Mode	Test Frequency (MHz)					
	NCB: 20MHz			NCB: 40MHz		
	2412 MHz	2437 MHz	2462 MHz	2422 MHz	2437 MHz	2452 MHz
802.11b	19	21.5	18.5	-	-	-
802.11g	15	19.5	15.5	-	-	-
802.11ac MCS0/Nss1 VHT20	14.5	21	15.5	-	-	-
802.11ac MCS0/Nss1 VHT40	-	-	-	13.5	13.5	14.5
802.11ac MCS0/Nss4 VHT20	13	19	13	-	-	-
802.11ac MCS0/Nss4 VHT40	-	-	-	10	13.5	13.5

For Mode 2:

Test Software Version	QCARCT Ver3.0.126.0					
Mode	Test Frequency (MHz)					
	NCB: 20MHz			NCB: 40MHz		
	2412 MHz	2437 MHz	2462 MHz	2422 MHz	2437 MHz	2452 MHz
802.11b	15	15	16	-	-	-
802.11g	12.5	19.5	14.5	-	-	-
802.11ac MCS0/Nss1 VHT20	12.5	19	14.5	-	-	-
802.11ac MCS0/Nss1 VHT40	-	-	-	8.5	12.5	14
802.11ac MCS0/Nss4 VHT20	10.5	17.5	12.5	-	-	-
802.11ac MCS0/Nss4 VHT40	-	-	-	8	12	12.5

For Mode 3:

Test Software Version	QCARCT Ver3.0.126.0					
Mode	Test Frequency (MHz)					
	NCB: 20MHz			NCB: 40MHz		
	2412 MHz	2437 MHz	2462 MHz	2422 MHz	2437 MHz	2452 MHz
802.11b	17.5	19.5	17	-	-	-
802.11g	14	19	14.5	-	-	-
802.11ac MCS0/Nss1 VHT20	11.5	19	14.5	-	-	-
802.11ac MCS0/Nss1 VHT40	-	-	-	9	12.5	13
802.11ac MCS0/Nss4 VHT20	11	17	12	-	-	-
802.11ac MCS0/Nss4 VHT40	-	-	-	8.5	12	12

For Mode 4:

Test Software Version	QCARCT Ver3.0.126.0					
Mode	Test Frequency (MHz)					
	NCB: 20MHz			NCB: 40MHz		
	2412 MHz	2437 MHz	2462 MHz	2422 MHz	2437 MHz	2452 MHz
802.11b	16	16	15.5	-	-	-
802.11g	14	15	15	-	-	-
802.11ac MCS0/Nss1 VHT20	12.5	15.5	15	-	-	-
802.11ac MCS0/Nss1 VHT40	-	-	-	9.5	13	15
802.11ac MCS0/Nss4 VHT20	10	14.5	12	-	-	-
802.11ac MCS0/Nss4 VHT40	-	-	-	8.5	11	12

<For Radio 1 Beamforming Mode>
For Mode 1:

Test Software Version	QCARCT Ver3.0.126.0					
Mode	Test Frequency (MHz)					
	NCB: 20MHz			NCB: 40MHz		
	2412 MHz	2437 MHz	2462 MHz	2422 MHz	2437 MHz	2452 MHz
802.11ac MCS0/Nss1 VHT20	20.5	27	21.5	-	-	-
802.11ac MCS0/Nss1 VHT40	-	-	-	17	21.5	20.5
802.11ac MCS0/Nss2 VHT20	21	26.5	22	-	-	-
802.11ac MCS0/Nss2 VHT40	-	-	-	18	20	21.5
802.11ac MCS0/Nss3 VHT20	20	24.5	20	-	-	-
802.11ac MCS0/Nss3 VHT40	-	-	-	17.5	20	20

For Mode 2:

Test Software Version	QCARCT Ver3.0.126.0					
Mode	Test Frequency (MHz)					
	NCB: 20MHz			NCB: 40MHz		
	2412 MHz	2437 MHz	2462 MHz	2422 MHz	2437 MHz	2452 MHz
802.11ac MCS0/Nss1 VHT20	19	23	21	-	-	-
802.11ac MCS0/Nss1 VHT40	-	-	-	14	19	18.5
802.11ac MCS0/Nss2 VHT20	19	25.5	21.5	-	-	-
802.11ac MCS0/Nss2 VHT40	-	-	-	15.5	17.5	17
802.11ac MCS0/Nss3 VHT20	18.5	22.5	19.5	-	-	-
802.11ac MCS0/Nss3 VHT40	-	-	-	14.5	18	17.5

For Mode 3:

Test Software Version	QCARCT Ver3.0.126.0					
Mode	Test Frequency (MHz)					
	NCB: 20MHz			NCB: 40MHz		
	2412 MHz	2437 MHz	2462 MHz	2422 MHz	2437 MHz	2452 MHz
802.11ac MCS0/Nss1 VHT20	20	21	21	-	-	-
802.11ac MCS0/Nss1 VHT40	-	-	-	15	20	18
802.11ac MCS0/Nss2 VHT20	21	24.5	22	-	-	-
802.11ac MCS0/Nss2 VHT40	-	-	-	17	21	19
802.11ac MCS0/Nss3 VHT20	19	23	20	-	-	-
802.11ac MCS0/Nss3 VHT40	-	-	-	19	20	19

For Mode 4:

Test Software Version	QCARCT Ver3.0.126.0					
Mode	Test Frequency (MHz)					
	NCB: 20MHz			NCB: 40MHz		
	2412 MHz	2437 MHz	2462 MHz	2422 MHz	2437 MHz	2452 MHz
802.11ac MCS0/Nss1 VHT20	20	20	20	-	-	-
802.11ac MCS0/Nss1 VHT40	-	-	-	14	20	17
802.11ac MCS0/Nss2 VHT20	20	23	22	-	-	-
802.11ac MCS0/Nss2 VHT40	-	-	-	15	18	16
802.11ac MCS0/Nss3 VHT20	17	22	17	-	-	-
802.11ac MCS0/Nss3 VHT40	-	-	-	13	16	15

<For Radio 3 Mode>

For Mode 5:

Test Software Version	QCARCT Ver3.0.126.0					
Mode	Test Frequency (MHz)					
	NCB: 20MHz			NCB: 40MHz		
	2412 MHz	2437 MHz	2462 MHz	2422 MHz	2437 MHz	2452 MHz
802.11b	19.5	19	19.5	-	-	-
802.11g	19.5	25	17.5	-	-	-
802.11ac MCS0/Nss1 VHT20	19	25	17	-	-	-
802.11ac MCS0/Nss1 VHT40	-	-	-	14	19	16

3.9. EUT Operation during Test

<For Non-beamforming Mode>

The EUT was programmed to be in continuously transmitting mode.

<For Beamforming Mode>

For Conducted Mode:

The EUT was programmed to be in continuously transmitting mode.

For Radiated Mode:

During the test, the following programs under WIN 7 were executed.

The program was executed as follows:

1. During the test, the EUT operation to normal function.
2. Executed command fixed test channel under Telnet.
3. Executed "Lantest.exe" to link with the remote workstation to receive and transmit packet by Device and transmit duty cycle no less 98%

3.10. Duty Cycle

<For Radio 1 Non-beamforming Mode>

Mode	On Time (ms)	On+Off Time (ms)	Duty Cycle (%)	Duty Factor (dB)	1/T Minimum VBW (kHz)
802.11b	1.000	1.000	100.00	0.00	0.01
802.11g	2.060	2.160	95.37	0.21	0.49
802.11ac MCS0/Nss1 VHT20	5.020	5.100	98.43	0.07	0.01
802.11ac MCS0/Nss1 VHT40	2.440	2.510	97.21	0.12	0.41
802.11ac MCS0/Nss4 VHT20	4.980	5.030	99.01	0.04	0.01
802.11ac MCS0/Nss4 VHT40	2.385	2.479	96.22	0.17	0.42

<For Radio 1 Beamforming Mode>

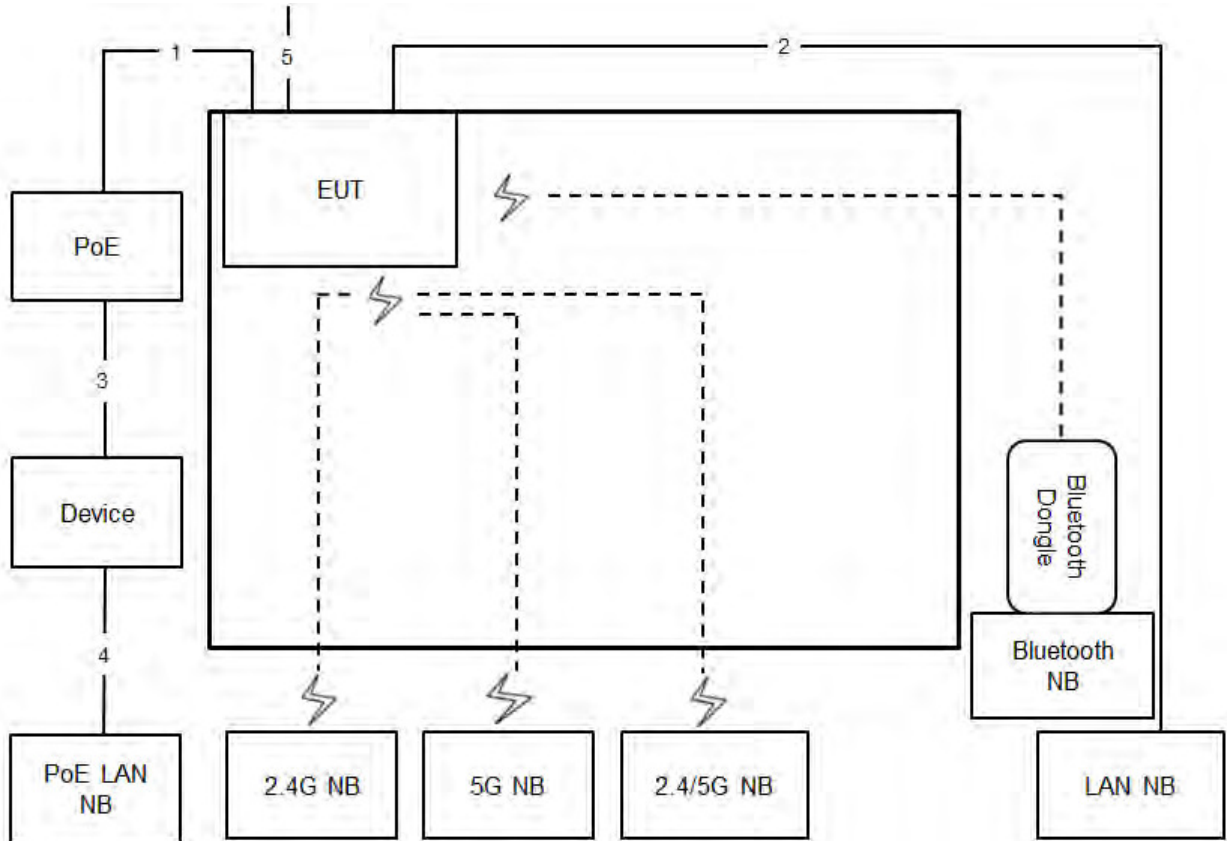
Mode	On Time (ms)	On+Off Time (ms)	Duty Cycle (%)	Duty Factor (dB)	1/T Minimum VBW (kHz)
802.11ac MCS0/Nss1 VHT20	1.728	1.956	88.34	0.54	0.58
802.11ac MCS0/Nss1 VHT40	1.760	1.860	94.62	0.24	0.57
802.11ac MCS0/Nss2 VHT20	1.771	1.923	92.08	0.36	0.56
802.11ac MCS0/Nss2 VHT40	1.699	1.851	91.77	0.37	0.59
802.11ac MCS0/Nss3 VHT20	1.771	1.931	91.70	0.38	0.56
802.11ac MCS0/Nss3 VHT40	1.987	2.139	92.88	0.32	0.50

<For Radio 3 Mode>

Mode	On Time (ms)	On+Off Time (ms)	Duty Cycle (%)	Duty Factor (dB)	1/T Minimum VBW (kHz)
802.11b	1.000	1.000	100.00	0.00	0.01
802.11g	2.050	2.150	95.35	0.21	0.49
802.11ac MCS0/Nss1 VHT20	1.930	2.020	95.54	0.20	0.52
802.11ac MCS0/Nss1 VHT40	0.884	1.009	87.63	0.57	1.13

3.11. Test Configurations

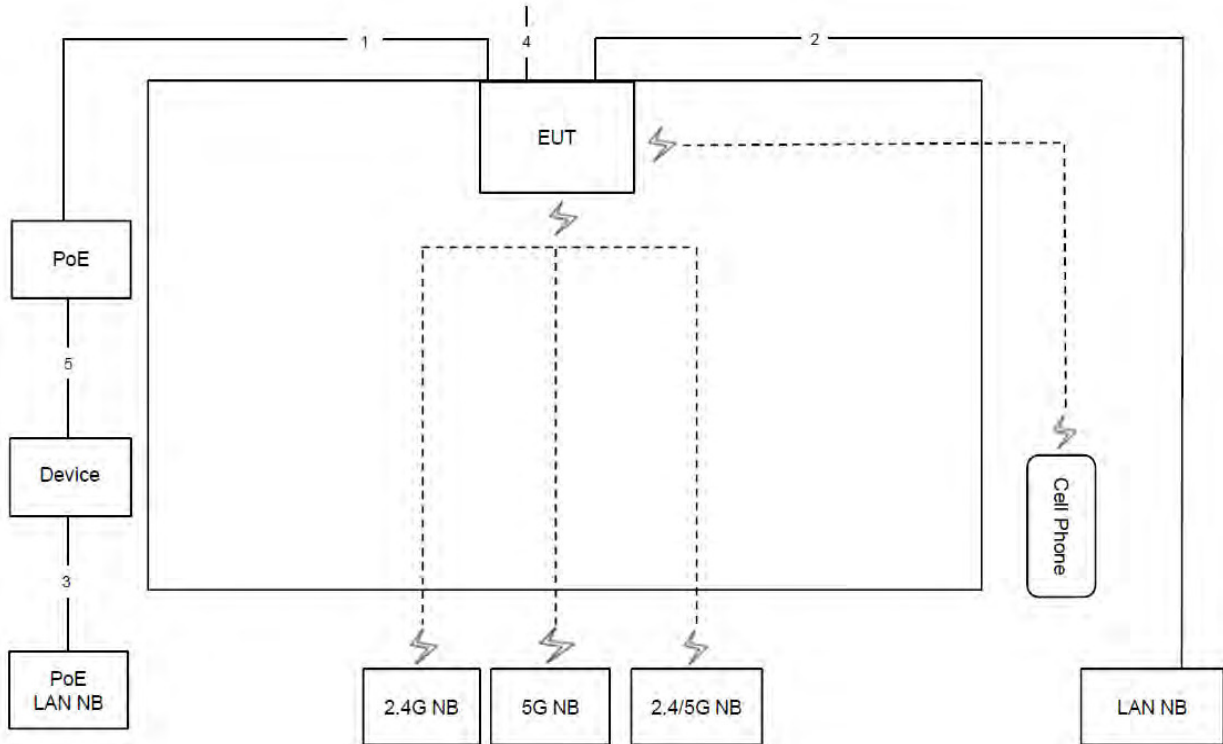
3.11.1. AC Power Line Conduction Emissions Test Configuration



Item	Connection	Shielded	Length
1	RJ-45 cable	No	10m
2	RJ-45 cable	No	10m
3	RJ-45 cable	No	1.5m
4	RJ-45 cable	No	1.5m
5	Ground cable	No	1.5m

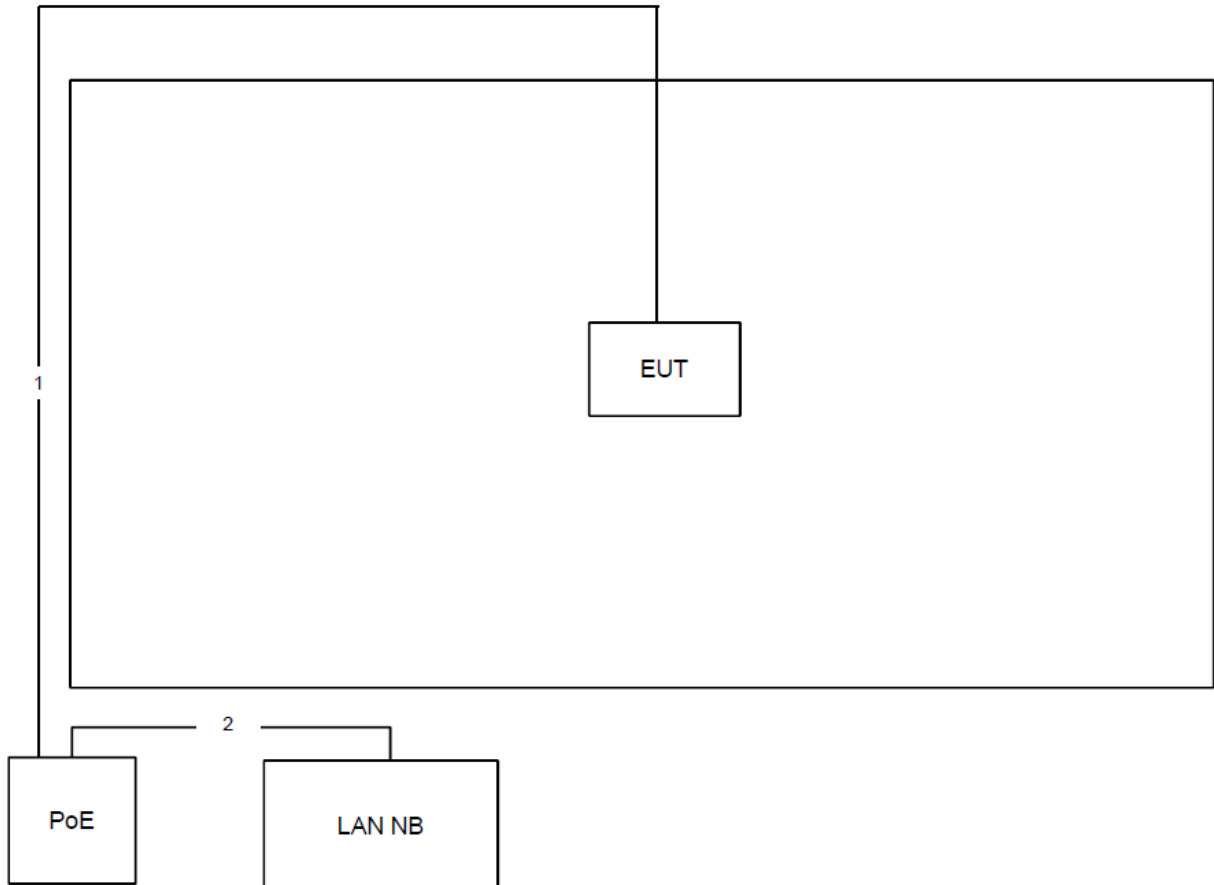
3.11.2. Radiation Emissions Test Configuration

Test Configuration: 30MHz~1GHz



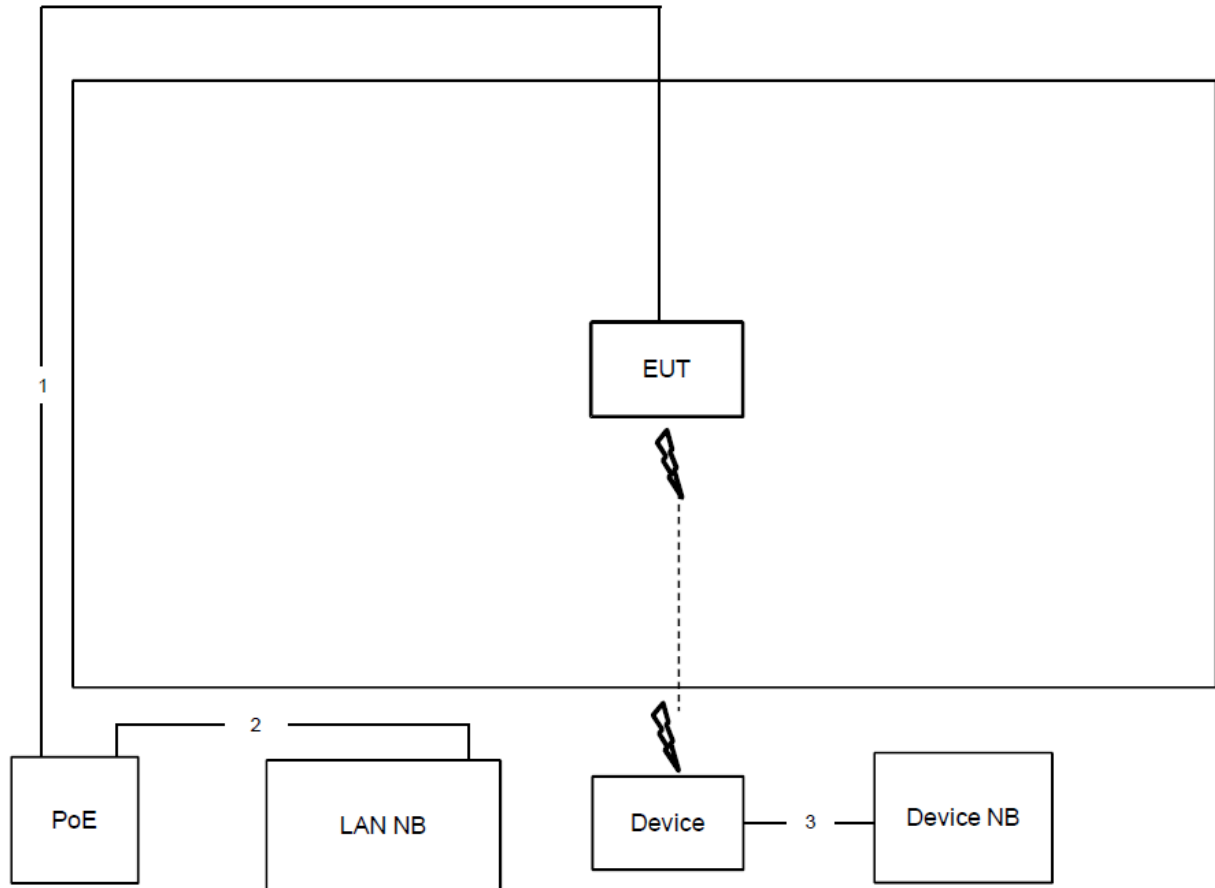
Item	Connection	Shielded	Length
1	RJ-45 cable	No	10m
2	RJ-45 cable	No	10m
3	RJ-45 cable	No	1.5m
4	Ground cable	No	1.5m
5	RJ-45 cable	No	1.5m

Test Configuration: above 1GHz
 <For Non-Beamforming Mode>



Item	Connection	Shielded	Length
1	RJ-45 cable	No	10m
2	RJ-45 cable	No	1.5m

<For Beamforming Mode>



Item	Connection	Shielded	Length
1	RJ-45 cable	No	10m
2	RJ-45 cable	No	1.5m
3	RJ-45 cable	No	1.5m

4. TEST RESULT

4.1. AC Power Line Conducted Emissions Measurement

4.1.1. Limit

For this product which is designed to be connected to the AC power line, the radio frequency voltage that is conducted back onto the AC power line on any frequency or frequencies within the band 150 kHz to 30 MHz shall not exceed below limits table.

Frequency (MHz)	QP Limit (dBuV)	AV Limit (dBuV)
0.15~0.5	66~56	56~46
0.5~5	56	46
5~30	60	50

4.1.2. Measuring Instruments and Setting

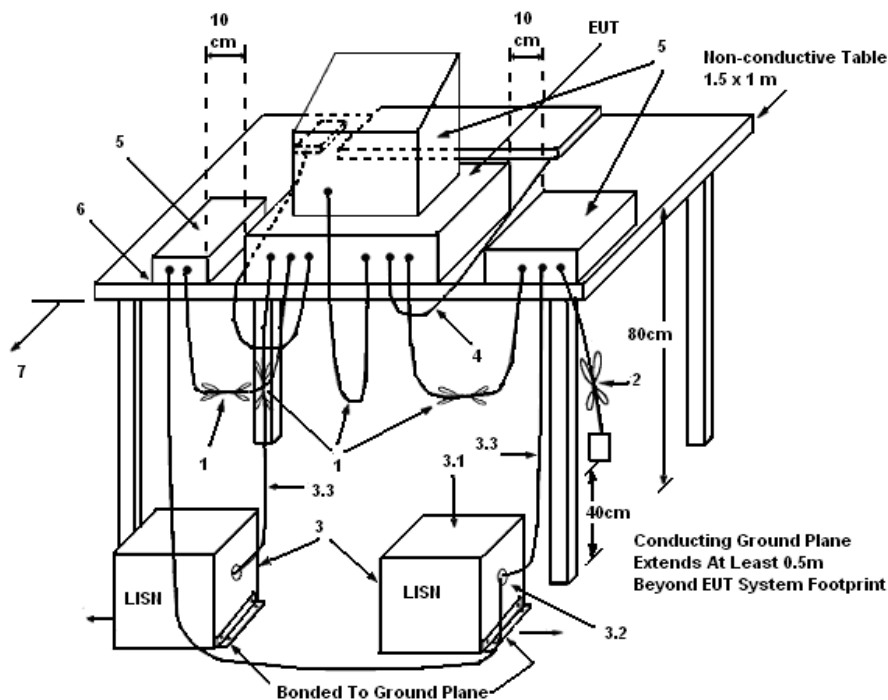
Please refer to section 5 of equipments list in this report. The following table is the setting of the receiver.

Receiver Parameters	Setting
Attenuation	10 dB
Start Frequency	0.15 MHz
Stop Frequency	30 MHz
IF Bandwidth	9 kHz

4.1.3. Test Procedures

1. Configure the EUT according to ANSI C63.10. The EUT or host of EUT has to be placed 0.4 meter far from the conducting wall of the shielding room and at least 80 centimeters from any other grounded conducting surface.
2. Connect EUT or host of EUT to the power mains through a line impedance stabilization network (LISN).
3. All the support units are connected to the other LISNs. The LISN should provide 50uH/50ohms coupling impedance.
4. The frequency range from 150 kHz to 30 MHz was searched.
5. Set the test-receiver system to Peak Detect Function and Specified Bandwidth with Maximum Hold Mode.
6. The measurement has to be done between each power line and ground at the power terminal.

4.1.4. Test Setup Layout



LEGEND:

- (1) Interconnecting cables that hang closer than 40 cm to the ground plane shall be folded back and forth in the center forming a bundle 30 to 40 cm long.
- (2) I/O cables that are not connected to a peripheral shall be bundled in the center. The end of the cable may be terminated, if required, using the correct terminating impedance. The overall length shall not exceed 1 m.
- (3) EUT connected to one LISN. Unused LISN measuring port connectors shall be terminated in 50 Ω . LISN can be placed on top of, or immediately beneath, reference ground plane.
 - (3.1) All other equipment powered from additional LISN(s).
 - (3.2) Multiple outlet strip can be used for multiple power cords of non-EUT equipment.
 - (3.3) LISN at least 80 cm from nearest part of EUT chassis.
- (4) Cables of hand-operated devices, such as keyboards, mice, etc., shall be placed as for normal use.
- (5) Non-EUT components of EUT system being tested.
- (6) Rear of EUT, including peripherals, shall all be aligned and flush with rear of tabletop.
- (7) Rear of tabletop shall be 40 cm removed from a vertical conducting plane that is bonded to the ground plane.

4.1.5. Test Deviation

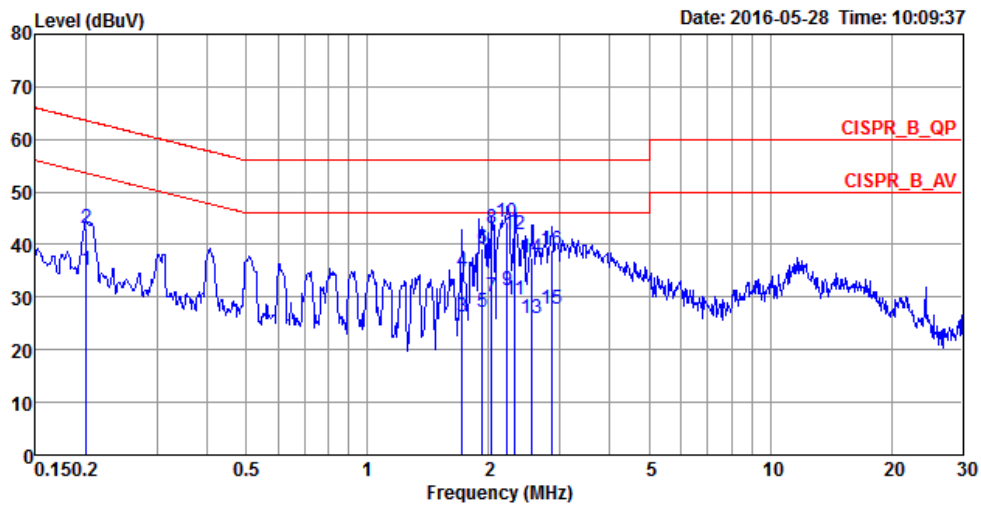
There is no deviation with the original standard.

4.1.6. EUT Operation during Test

The EUT was placed on the test table and programmed in normal function.

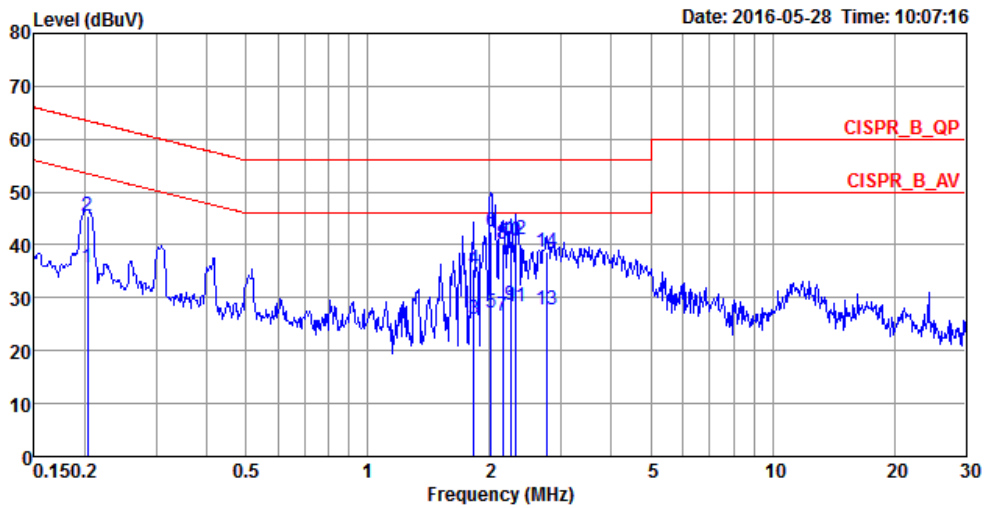
4.1.7. Results of AC Power Line Conducted Emissions Measurement

Temperature	23°C	Humidity	60%
Test Engineer	Deven Huang	Phase	Line
Configuration	Normal Link		



	Freq	Level	Over Limit	Limit Line	Read Level	LISN Factor	Cable Loss	Pol/Phase	Remark
	MHz	dBuV	dB	dBuV	dBuV	dB	dB		
1	0.2007	35.06	-18.52	53.58	25.12	9.92	0.02	LINE	Average
2	0.2007	43.09	-20.49	63.58	33.15	9.92	0.02	LINE	QP
3	1.7162	26.28	-19.72	46.00	16.27	9.95	0.06	LINE	Average
4	1.7162	34.93	-21.07	56.00	24.92	9.95	0.06	LINE	QP
5	1.9284	27.26	-18.74	46.00	17.24	9.96	0.06	LINE	Average
6	1.9284	39.33	-16.67	56.00	29.31	9.96	0.06	LINE	QP
7	2.0333	29.97	-16.03	46.00	19.95	9.96	0.06	LINE	Average
8	2.0333	43.07	-12.93	56.00	33.05	9.96	0.06	LINE	QP
9	2.2249	31.16	-14.84	46.00	21.14	9.96	0.06	LINE	Average
10	2.2249	44.13	-11.87	56.00	34.11	9.96	0.06	LINE	QP
11	2.3213	29.50	-16.50	46.00	19.48	9.96	0.06	LINE	Average
12	2.3213	41.91	-14.09	56.00	31.89	9.96	0.06	LINE	QP
13	2.5671	26.01	-19.99	46.00	15.99	9.97	0.05	LINE	Average
14	2.5671	37.47	-18.53	56.00	27.45	9.97	0.05	LINE	QP
15	2.8692	27.88	-18.12	46.00	17.86	9.97	0.05	LINE	Average
16	2.8692	38.87	-17.13	56.00	28.85	9.97	0.05	LINE	QP

Temperature	23°C	Humidity	60%
Test Engineer	Deven Huang	Phase	Neutral
Configuration	Normal Link		



	Freq	Level	Over Limit	Limit Line	Read Level	LISN Factor	Cable Loss	Pol/Phase	Remark
	MHz	dBuV	dB	dBuV	dBuV	dB	dB		
1	0.2029	35.62	-17.87	53.49	25.68	9.92	0.02	NEUTRAL	Average
2	0.2029	45.47	-18.02	63.49	35.53	9.92	0.02	NEUTRAL	QP
3	1.8288	26.01	-19.99	46.00	15.99	9.96	0.06	NEUTRAL	Average
4	1.8288	35.42	-20.58	56.00	25.40	9.96	0.06	NEUTRAL	QP
5	2.0119	27.30	-18.70	46.00	17.28	9.96	0.06	NEUTRAL	Average
6	2.0119	42.48	-13.52	56.00	32.46	9.96	0.06	NEUTRAL	QP
7	2.1553	26.57	-19.43	46.00	16.55	9.96	0.06	NEUTRAL	Average
8	2.1553	40.20	-15.80	56.00	30.18	9.96	0.06	NEUTRAL	QP
9	2.2486	28.72	-17.28	46.00	18.70	9.96	0.06	NEUTRAL	Average
10	2.2486	40.70	-15.30	56.00	30.68	9.96	0.06	NEUTRAL	QP
11	2.3213	28.45	-17.55	46.00	18.43	9.96	0.06	NEUTRAL	Average
12	2.3213	40.98	-15.02	56.00	30.96	9.96	0.06	NEUTRAL	QP
13	2.7648	27.73	-18.27	46.00	17.71	9.97	0.05	NEUTRAL	Average
14	2.7648	38.58	-17.42	56.00	28.56	9.97	0.05	NEUTRAL	QP

Note:

Level = Read Level + LISN Factor + Cable Loss.

4.2. Maximum Conducted Output Power Measurement

4.2.1. Limit

The limit for output power is 30dBm.

4.2.2. Measuring Instruments and Setting

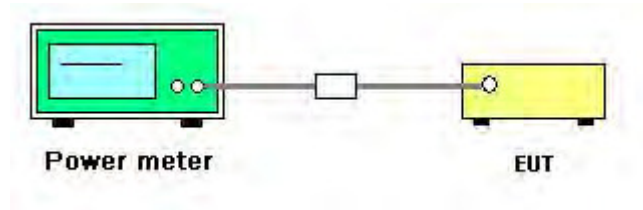
Please refer to section 5 of equipments list in this report. The following table is the setting of the power meter.

Power Meter Parameter	Setting
Bandwidth	50MHz bandwidth is greater than the EUT emission bandwidth
Detector	Average

4.2.3. Test Procedures

1. Test procedures refer KDB558074 D01 v03r05 section 9.2.3.2 Measurement using a power meter (PM).
2. Multiple antenna systems was performed in accordance with KDB 662911 D01 v02r01 Emissions Testing of Transmitters with Multiple Outputs in the Same Band.
3. This procedure provides an alternative for determining the RMS output power using a broadband RF average power meter with a thermocouple detector.

4.2.4. Test Setup Layout



4.2.5. Test Deviation

There is no deviation with the original standard.

4.2.6. EUT Operation during Test

The EUT was programmed to be in continuously transmitting mode.

4.2.7. Test Result of Maximum Conducted Output Power

Temperature	25°C	Humidity	62%
Test Engineer	Peter Wu	Test Date	May 05, 2016 ~ Jun. 02, 2016

<For Radio 1 Non-beamforming Mode>

For Mode 1:

Mode	Frequency	Conducted Power (dBm)					Max. Limit (dBm)	Result
		Chain 1	Chain 2	Chain 3	Chain 4	Total		
802.11b	2412 MHz	20.41	20.67	20.16	20.78	26.53	30.00	Complies
	2437 MHz	22.65	23.48	23.51	23.07	29.21	30.00	Complies
	2462 MHz	19.83	20.32	20.58	20.24	26.27	30.00	Complies
802.11g	2412 MHz	16.65	16.87	16.93	17.13	22.92	30.00	Complies
	2437 MHz	21.14	21.76	21.45	21.56	27.50	30.00	Complies
	2462 MHz	16.99	17.34	17.46	17.35	23.31	30.00	Complies
802.11ac MCS0/Nss1 VHT20	2412 MHz	15.95	16.11	16.07	16.32	22.14	30.00	Complies
	2437 MHz	22.21	23.07	22.65	22.66	28.68	30.00	Complies
	2462 MHz	16.78	17.06	17.23	17.19	23.09	30.00	Complies
802.11ac MCS0/Nss1 VHT40	2422 MHz	15.02	15.14	14.82	15.44	21.13	30.00	Complies
	2437 MHz	15.11	15.16	14.84	15.35	21.14	30.00	Complies
	2452 MHz	16.23	16.23	15.75	16.23	22.14	30.00	Complies
802.11ac MCS0/Nss4 VHT20	2412 MHz	14.30	14.25	14.13	14.32	20.27	30.00	Complies
	2437 MHz	20.18	20.21	20.14	19.96	26.14	30.00	Complies
	2462 MHz	14.54	14.46	14.27	14.33	20.42	30.00	Complies
802.11ac MCS0/Nss4 VHT40	2422 MHz	10.55	10.87	10.37	10.61	16.62	30.00	Complies
	2437 MHz	14.23	14.19	13.82	13.94	20.07	30.00	Complies
	2452 MHz	14.27	14.12	13.76	13.99	20.06	30.00	Complies

For Mode 2:

Mode	Frequency	Conducted Power (dBm)					Max. Limit (dBm)	Result
		Chain 1	Chain 2	Chain 3	Chain 4	Total		
802.11b	2412 MHz	15.61	15.55	14.88	15.53	21.42	29.30	Complies
	2437 MHz	15.66	15.61	14.91	15.52	21.46	29.30	Complies
	2462 MHz	16.62	16.69	15.96	16.63	22.51	29.30	Complies
802.11g	2412 MHz	13.02	12.76	12.87	12.89	18.91	29.30	Complies
	2437 MHz	20.55	20.88	20.72	20.58	26.71	29.30	Complies
	2462 MHz	15.33	15.45	15.66	15.53	21.51	29.30	Complies
802.11ac MCS0/Nss1 VHT20	2412 MHz	12.56	12.51	12.46	12.66	18.57	29.30	Complies
	2437 MHz	19.81	20.08	20.02	19.85	25.96	29.30	Complies
	2462 MHz	15.23	15.18	15.39	15.35	21.31	29.30	Complies
802.11ac MCS0/Nss1 VHT40	2422 MHz	9.65	9.77	9.17	9.46	15.54	29.30	Complies
	2437 MHz	13.26	13.31	13.11	13.21	19.24	29.30	Complies
	2452 MHz	14.88	14.65	14.45	14.81	20.72	29.30	Complies
802.11ac MCS0/Nss4 VHT20	2412 MHz	12.93	12.96	12.82	12.81	18.90	29.30	Complies
	2437 MHz	19.02	19.32	19.06	19.23	25.18	29.30	Complies
	2462 MHz	14.92	15.04	14.53	14.74	20.83	29.30	Complies
802.11ac MCS0/Nss4 VHT40	2422 MHz	9.52	9.65	9.36	9.63	15.56	29.30	Complies
	2437 MHz	13.31	13.22	13.39	13.47	19.37	29.30	Complies
	2452 MHz	13.83	13.86	13.64	13.87	19.82	29.30	Complies

Note: Gain = 6.70dBi > 6dBi, so limit = 30 - (6.07 - 6) = 29.30dBm

For Mode 3:

Mode	Frequency	Conducted Power (dBm)					Max. Limit (dBm)	Result
		Chain 1	Chain 2	Chain 3	Chain 4	Total		
802.11b	2412 MHz	18.09	18.12	17.42	18.10	23.96	27.60	Complies
	2437 MHz	20.19	20.37	19.71	20.22	26.15	27.60	Complies
	2462 MHz	17.54	17.34	18.15	17.41	23.64	27.60	Complies
802.11g	2412 MHz	14.63	14.70	14.97	14.64	20.76	27.60	Complies
	2437 MHz	19.78	19.93	20.22	19.83	25.96	27.60	Complies
	2462 MHz	15.24	15.39	15.54	15.12	21.35	27.60	Complies
802.11ac MCS0/Nss1 VHT20	2412 MHz	11.98	12.05	12.38	12.02	18.13	27.60	Complies
	2437 MHz	19.54	19.73	20.01	19.78	25.79	27.60	Complies
	2462 MHz	15.06	14.92	15.29	15.19	21.14	27.60	Complies
802.11ac MCS0/Nss1 VHT40	2422 MHz	9.66	9.76	9.68	9.81	15.75	27.60	Complies
	2437 MHz	13.23	12.98	13.22	13.15	19.17	27.60	Complies
	2452 MHz	13.77	13.73	13.48	13.54	19.65	27.60	Complies
802.11ac MCS0/Nss4 VHT20	2412 MHz	12.32	12.48	12.57	12.52	18.49	27.60	Complies
	2437 MHz	18.41	18.63	18.57	18.31	24.50	27.60	Complies
	2462 MHz	13.48	13.62	13.49	13.20	19.47	27.60	Complies
802.11ac MCS0/Nss4 VHT40	2422 MHz	9.34	9.47	9.06	9.24	15.30	27.60	Complies
	2437 MHz	12.88	12.67	12.48	12.74	18.72	27.60	Complies
	2452 MHz	12.78	12.79	12.51	12.76	18.73	27.60	Complies

Note: Gain = 8.40dBi > 6dBi, so limit = 30 - (8.40 - 6) = 27.60dBm

For Mode 4:

Mode	Frequency	Conducted Power (dBm)					Max. Limit (dBm)	Result
		Chain 1	Chain 2	Chain 3	Chain 4	Total		
802.11b	2412 MHz	17.06	16.96	16.27	17.05	22.87	26.00	Complies
	2437 MHz	16.95	17.19	16.32	17.10	22.92	26.00	Complies
	2462 MHz	16.72	16.68	16.95	16.54	22.75	26.00	Complies
802.11g	2412 MHz	14.63	14.70	14.97	14.64	20.76	26.00	Complies
	2437 MHz	16.28	16.43	16.77	16.47	22.51	26.00	Complies
	2462 MHz	16.88	16.85	17.05	16.89	22.94	26.00	Complies
802.11ac MCS0/Nss1 VHT20	2412 MHz	12.56	12.51	12.46	12.66	18.57	26.00	Complies
	2437 MHz	16.53	16.78	16.86	16.96	22.81	26.00	Complies
	2462 MHz	16.67	16.78	16.78	16.84	22.79	26.00	Complies
802.11ac MCS0/Nss1 VHT40	2422 MHz	9.95	10.14	9.97	10.18	16.08	26.00	Complies
	2437 MHz	13.93	13.99	13.85	14.15	20.00	26.00	Complies
	2452 MHz	16.08	16.02	15.66	16.05	21.98	26.00	Complies
802.11ac MCS0/Nss4 VHT20	2412 MHz	12.06	11.91	11.96	12.14	18.04	26.00	Complies
	2437 MHz	16.54	16.78	16.56	16.50	22.62	26.00	Complies
	2462 MHz	13.48	13.62	13.49	13.20	19.47	26.00	Complies
802.11ac MCS0/Nss4 VHT40	2422 MHz	9.34	9.47	9.06	9.24	15.30	26.00	Complies
	2437 MHz	12.17	12.06	11.89	11.93	18.03	26.00	Complies
	2452 MHz	12.78	12.79	12.51	12.76	18.73	26.00	Complies

Note: Gain = 10.00dBi > 6dBi, so limit = 30 - (10.00 - 6) = 26.00dBm

<For Radio 1 Beamforming Mode>

For Mode 1:

Mode	Frequency	Conducted Power (dBm)					Max. Limit (dBm)	Result
		Chain 1	Chain 2	Chain 3	Chain 4	Total		
802.11ac	2412 MHz	13.41	14.23	14.34	14.27	20.10	27.48	Complies
MCS0/Nss1	2437 MHz	20.49	21.32	21.29	20.97	27.05	27.48	Complies
VHT20	2462 MHz	14.53	15.44	15.81	15.27	21.31	27.48	Complies
802.11ac	2422 MHz	10.69	10.82	11.25	11.07	16.98	27.48	Complies
MCS0/Nss1	2437 MHz	14.79	15.37	15.17	15.29	21.18	27.48	Complies
VHT40	2452 MHz	13.66	14.47	14.33	14.53	20.28	27.48	Complies

Note:

$$\text{DirectionalGain} = 10 \cdot \log \left[\frac{\sum_{j=1}^{N_{SS}} \left\{ \sum_{k=1}^{N_{ANT}} g_{j,k} \right\}^2}{N_{ANT}} \right] = 8.52\text{dBi, so limit} = 30 - (8.52 - 6) = 27.48\text{dBm}.$$

Mode	Frequency	Conducted Power (dBm)					Max. Limit (dBm)	Result
		Chain 1	Chain 2	Chain 3	Chain 4	Total		
802.11ac	2412 MHz	14.31	14.84	15.36	15.39	21.02	30.00	Complies
MCS0/Nss2	2437 MHz	19.32	20.12	20.56	20.06	26.06	30.00	Complies
VHT20	2462 MHz	15.34	16.37	16.58	16.41	22.22	30.00	Complies
802.11ac	2422 MHz	11.59	12.27	12.53	12.46	18.25	30.00	Complies
MCS0/Nss2	2437 MHz	13.73	14.29	14.28	14.58	20.25	30.00	Complies
VHT40	2452 MHz	14.75	15.41	15.36	15.31	21.24	30.00	Complies

Note:

$$\text{DirectionalGain} = 10 \cdot \log \left[\frac{\sum_{j=1}^{N_{SS}} \left\{ \sum_{k=1}^{N_{ANT}} g_{j,k} \right\}^2}{N_{ANT}} \right] = 5.51 \text{ dBi} < 6 \text{ dBi}, \text{ so the limit doesn't reduce.}$$

Mode	Frequency	Conducted Power (dBm)					Max. Limit (dBm)	Result
		Chain 1	Chain 2	Chain 3	Chain 4	Total		
802.11ac	2412 MHz	14.08	15.02	14.85	15.26	20.84	30.00	Complies
MCS0/Nss3	2437 MHz	18.61	19.58	19.36	19.12	25.20	30.00	Complies
VHT20	2462 MHz	14.27	15.41	15.19	15.36	21.10	30.00	Complies
802.11ac	2422 MHz	11.46	11.88	12.04	12.22	17.93	30.00	Complies
MCS0/Nss3	2437 MHz	14.52	14.73	15.39	14.67	20.86	30.00	Complies
VHT40	2452 MHz	13.57	14.52	14.18	14.31	20.18	30.00	Complies

Note:

$$\text{DirectionalGain} = 10 \cdot \log \left[\frac{\sum_{j=1}^{N_{SS}} \left\{ \sum_{k=1}^{N_{ANT}} g_{j,k} \right\}^2}{N_{ANT}} \right] = 4.23\text{dBi} < 6\text{dBi}, \text{ so the limit doesn't reduce.}$$

For Mode 2:

Mode	Frequency	Conducted Power (dBm)					Max. Limit (dBm)	Result
		Chain 1	Chain 2	Chain 3	Chain 4	Total		
802.11ac	2412 MHz	12.43	12.71	13.33	13.16	18.94	23.38	Complies
MCS0/Nss1	2437 MHz	16.71	17.52	17.62	17.02	23.25	23.38	Complies
VHT20	2462 MHz	14.86	15.46	15.62	14.96	21.26	23.38	Complies
802.11ac	2422 MHz	7.64	8.32	8.38	8.57	14.26	23.38	Complies
MCS0/Nss1	2437 MHz	12.73	13.24	13.35	13.39	19.21	23.38	Complies
VHT40	2452 MHz	11.75	12.51	12.26	12.33	18.24	23.38	Complies

Note:

$$\text{DirectionalGain} = 10 \cdot \log \left[\frac{\sum_{j=1}^{N_{SS}} \left\{ \sum_{k=1}^{N_{ANT}} g_{j,k} \right\}^2}{N_{ANT}} \right] = 12.62\text{dBi, so limit} = 30 - (12.62 - 6) = 23.38\text{dBm.}$$

Mode	Frequency	Conducted Power (dBm)					Max. Limit (dBm)	Result
		Chain 1	Chain 2	Chain 3	Chain 4	Total		
802.11ac	2412 MHz	12.34	12.78	13.29	13.23	18.95	26.39	Complies
MCS0/Nss2	2437 MHz	18.73	19.59	19.57	19.21	25.31	26.39	Complies
VHT20	2462 MHz	14.38	15.27	15.48	15.32	21.15	26.39	Complies
802.11ac	2422 MHz	8.59	9.31	9.44	9.54	15.26	26.39	Complies
MCS0/Nss2	2437 MHz	10.59	11.36	11.37	11.67	17.29	26.39	Complies
VHT40	2452 MHz	10.71	11.45	11.27	11.52	17.27	26.39	Complies

Note:

$$\text{DirectionalGain} = 10 \cdot \log \left[\frac{\sum_{j=1}^{N_{SS}} \left\{ \sum_{k=1}^{N_{ANT}} g_{j,k} \right\}^2}{N_{ANT}} \right] = 9.61 \text{ dBi, so limit} = 30 - (9.61 - 6) = 26.39 \text{ dBm.}$$

Mode	Frequency	Conducted Power (dBm)					Max. Limit (dBm)	Result
		Chain 1	Chain 2	Chain 3	Chain 4	Total		
802.11ac	2412 MHz	12.15	13.14	12.99	13.25	18.92	27.67	Complies
MCS0/Nss3	2437 MHz	16.76	17.35	17.27	17.23	23.18	27.67	Complies
VHT20	2462 MHz	13.56	14.57	14.45	14.28	20.25	27.67	Complies
802.11ac	2422 MHz	7.66	8.39	8.45	8.83	14.37	27.67	Complies
MCS0/Nss3	2437 MHz	12.57	12.96	13.09	12.73	18.86	27.67	Complies
VHT40	2452 MHz	10.82	11.46	11.08	11.57	17.26	27.67	Complies

Note:

$$\text{DirectionalGain} = 10 \cdot \log \left[\frac{\sum_{j=1}^{N_{SS}} \left\{ \sum_{k=1}^{N_{ANT}} g_{j,k} \right\}^2}{N_{ANT}} \right] = 8.33\text{dBi, so limit} = 30 - (8.33 - 6) = 27.67\text{dBm}.$$

For Mode 3:

Mode	Frequency	Conducted Power (dBm)					Max. Limit (dBm)	Result
		Chain 1	Chain 2	Chain 3	Chain 4	Total		
802.11ac	2412 MHz	13.20	13.90	14.44	14.24	19.99	21.68	Complies
MCS0/Nss1	2437 MHz	14.85	15.36	15.42	15.24	21.24	21.68	Complies
VHT20	2462 MHz	14.86	15.46	15.62	14.96	21.26	21.68	Complies
802.11ac	2422 MHz	8.92	9.05	9.31	9.52	15.23	21.68	Complies
MCS0/Nss1	2437 MHz	13.75	14.35	14.12	13.97	20.07	21.68	Complies
VHT40	2452 MHz	11.75	12.57	12.27	12.48	18.30	21.68	Complies

Note:

$$\text{DirectionalGain} = 10 \cdot \log \left[\frac{\sum_{j=1}^{N_{SS}} \left\{ \sum_{k=1}^{N_{ANT}} g_{j,k} \right\}^2}{N_{ANT}} \right] = 14.32\text{dBi}, \text{ so limit} = 30 - (14.32 - 6) = 21.68\text{dBm}.$$

Mode	Frequency	Conducted Power (dBm)					Max. Limit (dBm)	Result
		Chain 1	Chain 2	Chain 3	Chain 4	Total		
802.11ac	2412 MHz	14.31	14.84	15.36	15.39	21.02	24.69	Complies
MCS0/Nss2	2437 MHz	17.75	18.62	18.56	18.26	24.33	24.69	Complies
VHT20	2462 MHz	15.34	16.37	16.58	16.41	22.22	24.69	Complies
802.11ac	2422 MHz	10.55	11.26	11.64	11.33	17.23	24.69	Complies
MCS0/Nss2	2437 MHz	14.65	15.35	15.32	15.54	21.25	24.69	Complies
VHT40	2452 MHz	12.82	13.24	13.22	13.41	19.20	24.69	Complies

Note:

$$\text{DirectionalGain} = 10 \cdot \log \left[\frac{\sum_{j=1}^{N_{SS}} \left\{ \sum_{k=1}^{N_{ANT}} g_{j,k} \right\}^2}{N_{ANT}} \right] = 11.31 \text{ dBi, so limit} = 30 - (11.31 - 6) = 24.69 \text{ dBm.}$$

Mode	Frequency	Conducted Power (dBm)					Max. Limit (dBm)	Result
		Chain 1	Chain 2	Chain 3	Chain 4	Total		
802.11ac	2412 MHz	13.24	14.24	13.87	14.14	19.91	25.97	Complies
MCS0/Nss3	2437 MHz	17.47	17.98	18.48	18.28	24.09	25.97	Complies
VHT20	2462 MHz	14.27	15.41	15.19	15.36	21.10	25.97	Complies
802.11ac	2422 MHz	13.12	13.89	13.73	14.21	19.78	25.97	Complies
MCS0/Nss3	2437 MHz	14.52	14.73	15.39	14.67	20.86	25.97	Complies
VHT40	2452 MHz	12.68	13.72	13.25	13.24	19.26	25.97	Complies

Note:

$$\text{DirectionalGain} = 10 \cdot \log \left[\frac{\sum_{j=1}^{N_{SS}} \left\{ \sum_{k=1}^{N_{ANT}} g_{j,k} \right\}^2}{N_{ANT}} \right] = 10.03\text{dBi}, \text{ so limit} = 30 - (10.03 - 6) = 25.97\text{dBm}.$$

For Mode 4:

Mode	Frequency	Conducted Power (dBm)					Max. Limit (dBm)	Result
		Chain 1	Chain 2	Chain 3	Chain 4	Total		
802.11ac	2412 MHz	13.20	13.90	14.44	14.24	19.99	20.08	Complies
MCS0/Nss1	2437 MHz	13.55	14.25	14.42	13.87	20.06	20.08	Complies
VHT20	2462 MHz	13.68	14.21	14.26	13.96	20.05	20.08	Complies
802.11ac	2422 MHz	7.64	8.32	8.38	8.57	14.26	20.08	Complies
MCS0/Nss1	2437 MHz	13.75	14.35	14.12	13.97	20.07	20.08	Complies
VHT40	2452 MHz	9.97	10.59	10.68	10.85	16.56	20.08	Complies

Note:

$$\text{DirectionalGain} = 10 \cdot \log \left[\frac{\sum_{j=1}^{N_{SS}} \left\{ \sum_{k=1}^{N_{ANT}} g_{j,k} \right\}^2}{N_{ANT}} \right] = 15.92\text{dBi, so limit} = 30 - (15.92 - 6) = 20.08\text{dBm.}$$

Mode	Frequency	Conducted Power (dBm)					Max. Limit (dBm)	Result
		Chain 1	Chain 2	Chain 3	Chain 4	Total		
802.11ac	2412 MHz	13.24	13.86	14.37	14.24	19.97	23.09	Complies
MCS0/Nss2	2437 MHz	16.28	16.91	17.09	16.55	22.74	23.09	Complies
VHT20	2462 MHz	15.34	16.37	16.58	16.41	22.22	23.09	Complies
802.11ac	2422 MHz	8.64	9.53	9.56	9.77	15.42	23.09	Complies
MCS0/Nss2	2437 MHz	11.88	12.59	12.53	12.36	18.37	23.09	Complies
VHT40	2452 MHz	9.54	10.74	10.67	10.71	16.46	23.09	Complies

Note:

$$\text{DirectionalGain} = 10 \cdot \log \left[\frac{\sum_{j=1}^{N_{SS}} \left\{ \sum_{k=1}^{N_{ANT}} g_{j,k} \right\}^2}{N_{ANT}} \right] = 12.91 \text{ dBi, so limit} = 30 - (12.91 - 6) = 23.09 \text{ dBm.}$$

Mode	Frequency	Conducted Power (dBm)					Max. Limit (dBm)	Result
		Chain 1	Chain 2	Chain 3	Chain 4	Total		
802.11ac	2412 MHz	10.17	11.69	11.53	11.05	17.17	24.37	Complies
MCS0/Nss3	2437 MHz	15.11	15.74	15.83	15.69	21.62	24.37	Complies
VHT20	2462 MHz	10.55	11.45	11.69	11.49	17.34	24.37	Complies
802.11ac	2422 MHz	7.32	7.89	8.64	7.69	13.93	24.37	Complies
MCS0/Nss3	2437 MHz	10.52	10.85	11.39	10.74	16.91	24.37	Complies
VHT40	2452 MHz	9.21	9.67	10.36	9.69	15.77	24.37	Complies

Note:

$$\text{DirectionalGain} = 10 \cdot \log \left[\frac{\sum_{j=1}^{N_{SS}} \left\{ \sum_{k=1}^{N_{ANT}} g_{j,k} \right\}^2}{N_{ANT}} \right] = 11.63\text{dBi, so limit} = 30 - (11.63 - 6) = 24.37\text{dBm.}$$

<For Radio 3 Mode>

For Mode 5:

Mode	Frequency	Conducted Power (dBm)	Max. Limit (dBm)	Result
802.11b	2412 MHz	21.53	29.70	Complies
	2437 MHz	20.82	29.70	Complies
	2462 MHz	21.30	29.70	Complies
802.11g	2412 MHz	19.02	29.70	Complies
	2437 MHz	24.92	29.70	Complies
	2462 MHz	18.93	29.70	Complies
802.11ac MCS0/Nss1 VHT20	2412 MHz	18.29	29.70	Complies
	2437 MHz	24.80	29.70	Complies
	2462 MHz	18.40	29.70	Complies
802.11ac MCS0/Nss1 VHT40	2422 MHz	14.86	29.70	Complies
	2437 MHz	19.82	29.70	Complies
	2452 MHz	16.89	29.70	Complies

Note: Gain = 6.30dBi > 6dBi, so limit = 30 - (6.30 - 6) = 29.70dBm

4.3. Power Spectral Density Measurement

4.3.1. Limit

For digitally modulated systems, the power spectral density conducted from the intentional radiator to the antenna shall not be greater than 8 dBm in any 3 kHz band during any time interval of continuous transmission.

4.3.2. Measuring Instruments and Setting

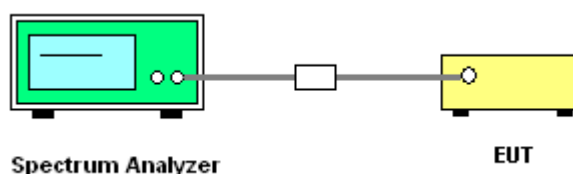
Please refer to section 5 of equipments list in this report. The following table is the setting of the spectrum analyzer.

Spectrum Parameter	Setting
Attenuation	Auto
Span Frequency	Set the span to 1.5 times the DTS channel bandwidth.
RBW	$3 \text{ kHz} \leq \text{RBW} \leq 100\text{kHz}$
VBW	$\geq 3 \times \text{RBW}$
Detector	Peak
Trace	Max Hold
Sweep Time	Auto couple

4.3.3. Test Procedures

1. Test was performed in accordance with KDB558074 D01 v03r05 for Performing Compliance Measurements on Digital Transmission Systems (DTS) - section 10.2 Method PKPSD (peak PSD) and KDB 662911 D01 v02r01 section In-Band Power Spectral Density (PSD) Measurements option (b) Measure and sum spectral maximal across the outputs.
2. Use this procedure when the maximum conducted output power in the fundamental emission is used to demonstrate compliance. The EUT must be configured to transmit continuously at full power over the measurement duration.
3. Ensure that the number of measurement points in the sweep $\geq 2 \times \text{span}/\text{RBW}$ (use of a greater number of measurement points than this minimum requirement is recommended).
4. Use the peak marker function to determine the maximum level in any 3 kHz band segment within the fundamental EBW.
5. The resulting PSD level must be $\leq 8 \text{ dBm}$.

4.3.4. Test Setup Layout



4.3.5. Test Deviation

There is no deviation with the original standard.

4.3.6. EUT Operation during Test

The EUT was programmed to be in continuously transmitting mode.

4.3.7. Test Result of Power Spectral Density

Temperature	25°C	Humidity	62%
Test Engineer	Peter Wu		

<For Radio 1 Non-beamforming Mode>

For Mode 1:

Mode	Frequency	Power Density (dBm/3kHz)					Power Density Limit (dBm/3kHz)	Result
		Chain 1	Chain 2	Chain 3	Chain 4	Total		
802.11b	2412 MHz	-12.70	-12.79	-12.18	-12.78	-6.58	5.48	Complies
	2437 MHz	-10.57	-10.94	-10.38	-10.75	-4.63	5.48	Complies
	2462 MHz	-13.22	-13.44	-13.88	-13.53	-7.49	5.48	Complies
802.11g	2412 MHz	-11.52	-12.45	-11.61	-12.15	-5.90	5.48	Complies
	2437 MHz	-6.80	-6.89	-7.53	-6.08	-0.77	5.48	Complies
	2462 MHz	-9.68	-10.96	-11.13	-12.15	-4.87	5.48	Complies
802.11ac	2412 MHz	-13.23	-13.32	-12.13	-13.14	-6.91	5.48	Complies
MCS0/Nss1	2437 MHz	-6.42	-6.61	-5.99	-6.38	-0.32	5.48	Complies
VHT20	2462 MHz	-11.19	-12.07	-12.27	-11.96	-5.83	5.48	Complies
802.11ac	2422 MHz	-15.75	-15.86	-15.79	-16.38	-9.92	5.48	Complies
MCS0/Nss1	2437 MHz	-16.72	-16.91	-15.84	-16.04	-10.33	5.48	Complies
VHT40	2452 MHz	-15.79	-15.85	-15.40	-14.85	-9.43	5.48	Complies

Note:

$$\text{DirectionalGain} = 10 \cdot \log \left[\frac{\sum_{j=1}^{N_{SS}} \left\{ \sum_{k=1}^{N_{ANT}} g_{j,k} \right\}^2}{N_{ANT}} \right] = 8.52 \text{dBi, so limit} = 8 - (8.52 - 6) = 5.48 \text{dBm/3kHz.}$$



Mode	Frequency	Power Density (dBm/3kHz)					Power Density Limit (dBm/3kHz)	Result
		Chain 1	Chain 2	Chain 3	Chain 4	Total		
802.11ac	2412 MHz	-12.69	-12.33	-12.58	-12.45	-6.49	8.00	Complies
MCSO/Nss4	2437 MHz	-6.50	-6.46	-7.26	-7.18	-0.81	8.00	Complies
VHT20	2462 MHz	-12.27	-12.90	-13.33	-12.85	-6.80	8.00	Complies
802.11ac	2422 MHz	-17.72	-17.27	-17.26	-17.61	-11.44	8.00	Complies
MCSO/Nss4	2437 MHz	-14.39	-14.32	-13.76	-14.72	-8.26	8.00	Complies
VHT40	2452 MHz	-13.45	-13.87	-14.35	-14.86	-8.08	8.00	Complies

For Mode 2:

Mode	Frequency	Power Density (dBm/3kHz)					Power Density Limit (dBm/3kHz)	Result
		Chain 1	Chain 2	Chain 3	Chain 4	Total		
802.11b	2412 MHz	-17.46	-17.12	-16.51	-17.36	-11.08	1.38	Complies
	2437 MHz	-17.40	-17.31	-16.35	-17.28	-11.04	1.38	Complies
	2462 MHz	-16.18	-15.78	-15.43	-16.20	-9.87	1.38	Complies
802.11g	2412 MHz	-14.77	-14.38	-14.78	-12.96	-8.13	1.38	Complies
	2437 MHz	-8.66	-8.19	-7.94	-8.40	-2.27	1.38	Complies
	2462 MHz	-12.54	-13.27	-12.95	-12.19	-6.70	1.38	Complies
802.11ac	2412 MHz	-15.30	-15.28	-14.90	-16.48	-9.43	1.38	Complies
MCS0/Nss1	2437 MHz	-8.43	-8.35	-7.94	-9.13	-2.42	1.38	Complies
VHT20	2462 MHz	-13.51	-12.67	-12.33	-13.24	-6.89	1.38	Complies
802.11ac	2422 MHz	-22.01	-20.41	-20.38	-21.40	-14.98	1.38	Complies
MCS0/Nss1	2437 MHz	-17.41	-16.81	-17.06	-16.78	-10.99	1.38	Complies
VHT40	2452 MHz	-15.71	-15.44	-16.17	-14.89	-9.51	1.38	Complies

Note:

$$\text{DirectionalGain} = 10 \cdot \log \left[\frac{\sum_{j=1}^{N_{SS}} \left\{ \sum_{k=1}^{N_{ANT}} g_{j,k} \right\}^2}{N_{ANT}} \right] = 12.62\text{dBi, so limit} = 8 - (12.62 - 6) = 1.38\text{dBm/3kHz.}$$



Mode	Frequency	Power Density (dBm/3kHz)					Power Density Limit (dBm/3kHz)	Result
		Chain 1	Chain 2	Chain 3	Chain 4	Total		
802.11ac	2412 MHz	-14.58	-14.67	-15.14	-15.68	-8.98	7.30	Complies
MCSO/Nss4	2437 MHz	-8.29	-7.65	-8.77	-8.94	-2.36	7.30	Complies
VHT20	2462 MHz	-13.22	-11.55	-13.46	-13.80	-6.90	7.30	Complies
802.11ac	2422 MHz	-19.75	-18.67	-19.44	-20.01	-13.42	7.30	Complies
MCSO/Nss4	2437 MHz	-15.94	-16.39	-14.44	-16.40	-9.69	7.30	Complies
VHT40	2452 MHz	-15.80	-15.40	-15.26	-15.65	-9.50	7.30	Complies

Note: Gain=6.70dBi>6dBi, so limit=8-(6.70-6)=7.30dBm/3kHz.

For Mode 3:

Mode	Frequency	Power Density (dBm/3kHz)					Power Density Limit (dBm/3kHz)	Result
		Chain 1	Chain 2	Chain 3	Chain 4	Total		
802.11b	2412 MHz	-14.28	-14.63	-13.72	-14.18	-8.17	-0.32	Complies
	2437 MHz	-12.00	-12.30	-11.65	-12.22	-6.01	-0.32	Complies
	2462 MHz	-14.75	-14.88	-14.79	-14.84	-8.79	-0.32	Complies
802.11g	2412 MHz	-13.20	-13.15	-12.61	-13.31	-7.04	-0.32	Complies
	2437 MHz	-8.01	-8.72	-7.47	-8.69	-2.17	-0.32	Complies
	2462 MHz	-12.27	-12.72	-12.52	-11.71	-6.27	-0.32	Complies
802.11ac	2412 MHz	-16.12	-16.06	-15.46	-15.87	-9.85	-0.32	Complies
MCS0/Nss1	2437 MHz	-7.54	-8.29	-8.67	-7.64	-1.99	-0.32	Complies
VHT20	2462 MHz	-13.40	-13.23	-12.80	-12.77	-7.02	-0.32	Complies
802.11ac	2422 MHz	-19.32	-20.41	-19.99	-19.31	-13.71	-0.32	Complies
MCS0/Nss1	2437 MHz	-17.12	-17.57	-17.40	-16.87	-11.21	-0.32	Complies
VHT40	2452 MHz	-16.05	-16.34	-16.88	-16.72	-10.46	-0.32	Complies

Note:

$$\text{DirectionalGain} = 10 \cdot \log \left[\frac{\sum_{j=1}^{N_{SS}} \left\{ \sum_{k=1}^{N_{ANT}} g_{j,k} \right\}^2}{N_{ANT}} \right] = 14.32 \text{dBi, so limit} = 8 - (14.32 - 6) = -0.32 \text{dBm/3kHz.}$$



Mode	Frequency	Power Density (dBm/3kHz)					Power Density Limit (dBm/3kHz)	Result
		Chain 1	Chain 2	Chain 3	Chain 4	Total		
802.11ac	2412 MHz	-14.04	-14.03	-14.72	-15.14	-8.44	5.60	Complies
MCSO/Nss4	2437 MHz	-7.90	-8.02	-9.18	-8.80	-2.42	5.60	Complies
VHT20	2462 MHz	-12.72	-13.30	-14.29	-14.44	-7.61	5.60	Complies
802.11ac	2422 MHz	-18.61	-19.51	-18.97	-19.48	-13.11	5.60	Complies
MCSO/Nss4	2437 MHz	-15.76	-16.17	-15.59	-16.02	-9.86	5.60	Complies
VHT40	2452 MHz	-15.62	-15.83	-15.96	-15.92	-9.81	5.60	Complies

Note: Gain = 8.40dBi > 6dBi, so limit = 8 - (8.40 - 6) = 5.60dBm/3kHz.

For Mode 4:

Mode	Frequency	Power Density (dBm/3kHz)					Power Density Limit (dBm/3kHz)	Result
		Chain 1	Chain 2	Chain 3	Chain 4	Total		
802.11b	2412 MHz	-16.12	-15.97	-16.70	-15.84	-10.12	-1.92	Complies
	2437 MHz	-16.12	-15.84	-15.40	-15.84	-9.77	-1.92	Complies
	2462 MHz	-16.42	-16.16	-17.19	-16.65	-10.57	-1.92	Complies
802.11g	2412 MHz	-12.54	-12.31	-11.90	-13.75	-6.55	-1.92	Complies
	2437 MHz	-11.99	-11.39	-11.51	-11.38	-5.54	-1.92	Complies
	2462 MHz	-11.06	-11.58	-11.41	-11.69	-5.41	-1.92	Complies
802.11ac	2412 MHz	-15.40	-14.90	-14.40	-15.01	-8.89	-1.92	Complies
MCS0/Nss1	2437 MHz	-11.12	-11.12	-10.85	-11.86	-5.20	-1.92	Complies
VHT20	2462 MHz	-12.50	-12.48	-12.15	-11.94	-6.24	-1.92	Complies
802.11ac	2422 MHz	-19.85	-20.00	-19.52	-20.45	-13.92	-1.92	Complies
MCS0/Nss1	2437 MHz	-17.05	-17.09	-16.99	-16.56	-10.90	-1.92	Complies
VHT40	2452 MHz	-13.41	-14.50	-14.48	-14.29	-8.13	-1.92	Complies

Note:

$$\text{DirectionalGain} = 10 \cdot \log \left[\frac{\sum_{j=1}^{N_{SS}} \left\{ \sum_{k=1}^{N_{ANT}} g_{j,k} \right\}^2}{N_{ANT}} \right] = 15.92\text{dBi, so limit} = 30 - (15.92 - 6) = -1.92\text{dBm/3kHz.}$$



Mode	Frequency	Power Density (dBm/3kHz)					Power Density Limit (dBm/3kHz)	Result
		Chain 1	Chain 2	Chain 3	Chain 4	Total		
802.11ac	2412 MHz	-15.09	-15.82	-15.56	-15.59	-9.49	4.00	Complies
MCS0/Nss4	2437 MHz	-11.04	-10.62	-11.15	-11.59	-5.07	4.00	Complies
VHT20	2462 MHz	-12.91	-11.92	-13.94	-13.36	-6.95	4.00	Complies
802.11ac	2422 MHz	-19.08	-19.27	-18.71	-19.16	-13.03	4.00	Complies
MCS0/Nss4	2437 MHz	-16.91	-16.43	-15.81	-16.69	-10.42	4.00	Complies
VHT40	2452 MHz	-15.59	-15.46	-15.60	-16.09	-9.66	4.00	Complies

Note: Gain=10.00dBi>6dBi, so limit=8-(10.00-6)=4.00dBm/3kHz.

<For Radio 1 Beamforming Mode>

For Mode 1:

Mode	Frequency	Power Density (dBm/3kHz)					Power Density Limit (dBm/3kHz)	Result
		Chain 1	Chain 2	Chain 3	Chain 4	Total		
802.11ac	2412 MHz	-12.56	-9.89	-9.63	-10.62	-4.51	5.48	Complies
MCS0/Nss1	2437 MHz	-6.04	-5.85	-6.05	-6.53	-0.09	5.48	Complies
VHT20	2462 MHz	-11.34	-9.86	-9.69	-11.41	-4.48	5.48	Complies
802.11ac	2422 MHz	-14.99	-13.45	-12.24	-16.22	-7.95	5.48	Complies
MCS0/Nss1	2437 MHz	-14.51	-11.08	-10.76	-10.68	-5.48	5.48	Complies
VHT40	2452 MHz	-13.58	-13.57	-13.51	-12.39	-7.21	5.48	Complies

Note:

$$\text{DirectionalGain} = 10 \cdot \log \left[\frac{\sum_{j=1}^{N_{SS}} \left\{ \sum_{k=1}^{N_{ANT}} g_{j,k} \right\}^2}{N_{ANT}} \right] = 8.52 \text{dBi}, \text{ so limit} = 8 - (8.52 - 6) = 5.48 \text{dBm/3kHz}.$$

Mode	Frequency	Power Density (dBm/3kHz)					Power Density Limit (dBm/3kHz)	Result
		Chain 1	Chain 2	Chain 3	Chain 4	Total		
802.11ac	2412 MHz	-12.31	-10.32	-9.86	-10.54	-4.64	8.00	Complies
MCS0/Nss2	2437 MHz	-6.69	-6.26	-5.92	-6.57	-0.33	8.00	Complies
VHT20	2462 MHz	-9.35	-9.95	-9.79	-10.09	-3.77	8.00	Complies
802.11ac	2422 MHz	-15.77	-13.94	-15.54	-14.40	-8.82	8.00	Complies
MCS0/Nss2	2437 MHz	-8.63	-15.00	-15.12	-15.54	-6.43	8.00	Complies
VHT40	2452 MHz	-13.80	-12.39	-13.34	-13.67	-7.24	8.00	Complies

Note:

$$\text{DirectionalGain} = 10 \cdot \log \left[\frac{\sum_{j=1}^{N_{SS}} \left\{ \sum_{k=1}^{N_{ANT}} g_{j,k} \right\}^2}{N_{ANT}} \right] = 5.51 \text{ dBi} < 6 \text{ dBi}, \text{ so the limit doesn't reduce.}$$

Mode	Frequency	Power Density (dBm/3kHz)					Power Density Limit (dBm/3kHz)	Result
		Chain 1	Chain 2	Chain 3	Chain 4	Total		
802.11ac	2412 MHz	-13.08	-11.57	-10.52	-12.32	-5.75	8.00	Complies
MCS0/Nss3	2437 MHz	-6.71	-8.48	-7.15	-8.75	-1.67	8.00	Complies
VHT20	2462 MHz	-10.82	-11.76	-11.30	-12.43	-5.52	8.00	Complies
802.11ac	2422 MHz	-17.35	-13.61	-16.02	-14.73	-9.19	8.00	Complies
MCS0/Nss3	2437 MHz	-14.06	-12.66	-14.18	-12.21	-7.17	8.00	Complies
VHT40	2452 MHz	-11.61	-10.96	-11.51	-10.96	-5.23	8.00	Complies

Note:

$$\text{DirectionalGain} = 10 \cdot \log \left[\frac{\sum_{j=1}^{N_{SS}} \left\{ \sum_{k=1}^{N_{ANT}} g_{j,k} \right\}^2}{N_{ANT}} \right] = 4.23\text{dBi} < 6\text{dBi}, \text{ so the limit doesn't reduce.}$$

For Mode 2:

Mode	Frequency	Power Density (dBm/3kHz)					Power Density Limit (dBm/3kHz)	Result
		Chain 1	Chain 2	Chain 3	Chain 4	Total		
802.11ac	2412 MHz	-14.01	-12.03	-9.24	-11.83	-14.01	1.38	Complies
MCS0/Nss1	2437 MHz	-11.20	-10.22	-9.41	-9.41	-11.20	1.38	Complies
VHT20	2462 MHz	-12.46	-11.10	-11.83	-12.84	-12.46	1.38	Complies
802.11ac	2422 MHz	-20.42	-17.76	-19.69	-19.85	-20.42	1.38	Complies
MCS0/Nss1	2437 MHz	-14.28	-15.36	-15.54	-14.57	-14.28	1.38	Complies
VHT40	2452 MHz	-17.51	-16.14	-16.03	-15.78	-17.51	1.38	Complies

Note:

$$\text{DirectionalGain} = 10 \cdot \log \left[\frac{\sum_{j=1}^{N_{SS}} \left\{ \sum_{k=1}^{N_{ANT}} g_{j,k} \right\}^2}{N_{ANT}} \right] = 12.62 \text{dBi, so limit} = 8 - (12.62 - 6) = 1.38 \text{dBm/3kHz.}$$

Mode	Frequency	Power Density (dBm/3kHz)					Power Density Limit (dBm/3kHz)	Result
		Chain 1	Chain 2	Chain 3	Chain 4	Total		
802.11ac	2412 MHz	-11.56	-12.05	-13.14	-12.20	-6.18	4.39	Complies
MCS0/Nss2	2437 MHz	-7.39	-6.84	-7.75	-7.53	-1.34	4.39	Complies
VHT20	2462 MHz	-11.18	-10.46	-9.63	-9.60	-4.15	4.39	Complies
802.11ac	2422 MHz	-18.01	-18.17	-18.89	-17.46	-12.08	4.39	Complies
MCS0/Nss2	2437 MHz	-17.73	-17.84	-15.15	-16.02	-10.51	4.39	Complies
VHT40	2452 MHz	-15.52	-15.54	-16.78	-16.72	-10.08	4.39	Complies

Note:

$$\text{DirectionalGain} = 10 \cdot \log \left[\frac{\sum_{j=1}^{N_{SS}} \left\{ \sum_{k=1}^{N_{ANT}} g_{j,k} \right\}^2}{N_{ANT}} \right] = 9.61 \text{ dBi, so limit} = 8 - (9.61 - 6) = 4.39 \text{ dBm/3kHz.}$$

Mode	Frequency	Power Density (dBm/3kHz)					Power Density Limit (dBm/3kHz)	Result
		Chain 1	Chain 2	Chain 3	Chain 4	Total		
802.11ac	2412 MHz	-12.96	-11.47	-12.57	-11.39	-6.02	5.67	Complies
MCS0/Nss3	2437 MHz	-9.50	-9.77	-8.84	-9.72	-3.42	5.67	Complies
VHT20	2462 MHz	-13.64	-9.06	-12.04	-12.30	-5.39	5.67	Complies
802.11ac	2422 MHz	-19.44	-18.88	-19.85	-19.12	-13.29	5.67	Complies
MCS0/Nss3	2437 MHz	-16.17	-15.61	-15.90	-17.53	-10.22	5.67	Complies
VHT40	2452 MHz	-17.24	-15.58	-15.68	-18.40	-10.55	5.67	Complies

Note:

$$\text{DirectionalGain} = 10 \cdot \log \left[\frac{\sum_{j=1}^{N_{SS}} \left\{ \sum_{k=1}^{N_{ANT}} g_{j,k} \right\}^2}{N_{ANT}} \right] = 8.33\text{dBi}, \text{ so limit} = 8 - (8.33 - 6) = 5.67\text{dBm}/3\text{kHz}.$$

For Mode 3:

Mode	Frequency	Power Density (dBm/3kHz)					Power Density Limit (dBm/3kHz)	Result
		Chain 1	Chain 2	Chain 3	Chain 4	Total		
802.11ac	2412 MHz	-13.12	-9.85	-11.13	-10.55	-4.98	-0.32	Complies
MCS0/Nss1	2437 MHz	-12.27	-10.94	-10.88	-11.82	-5.42	-0.32	Complies
VHT20	2462 MHz	-12.46	-11.10	-11.83	-12.84	-5.99	-0.32	Complies
802.11ac	2422 MHz	-19.12	-19.46	-17.84	-17.66	-12.43	-0.32	Complies
MCS0/Nss1	2437 MHz	-13.27	-15.27	-10.41	-12.58	-6.52	-0.32	Complies
VHT40	2452 MHz	-15.03	-15.10	-15.06	-13.90	-8.72	-0.32	Complies

Note:

$$\text{DirectionalGain} = 10 \cdot \log \left[\frac{\sum_{j=1}^{N_{SS}} \left\{ \sum_{k=1}^{N_{ANT}} g_{j,k} \right\}^2}{N_{ANT}} \right] = 14.32\text{dBi, so limit} = 8 - (14.32 - 6) = -0.32\text{dBm/3kHz.}$$

Mode	Frequency	Power Density (dBm/3kHz)					Power Density Limit (dBm/3kHz)	Result
		Chain 1	Chain 2	Chain 3	Chain 4	Total		
802.11ac	2412 MHz	-12.31	-10.32	-9.86	-10.54	-4.64	2.69	Complies
MCS0/Nss2	2437 MHz	-7.86	-6.68	-6.63	-7.72	-1.16	2.69	Complies
VHT20	2462 MHz	-9.35	-9.95	-9.79	-10.09	-3.77	2.69	Complies
802.11ac	2422 MHz	-14.73	-16.39	-15.69	-15.29	-9.46	2.69	Complies
MCS0/Nss2	2437 MHz	-13.59	-13.66	-13.47	-14.31	-7.72	2.69	Complies
VHT40	2452 MHz	-15.67	-15.40	-15.89	-12.98	-8.79	2.69	Complies

Note:

$$\text{DirectionalGain} = 10 \cdot \log \left[\frac{\sum_{j=1}^{N_{SS}} \left\{ \sum_{k=1}^{N_{ANT}} g_{j,k} \right\}^2}{N_{ANT}} \right] = 11.31 \text{ dBi, so limit} = 8 - (11.31 - 6) = 2.69 \text{ dBm/3kHz.}$$

Mode	Frequency	Power Density (dBm/3kHz)					Power Density Limit (dBm/3kHz)	Result
		Chain 1	Chain 2	Chain 3	Chain 4	Total		
802.11ac	2412 MHz	-13.41	-11.18	-12.96	-11.93	-6.26	3.97	Complies
MCS0/Nss3	2437 MHz	-5.42	-8.64	-5.49	-3.50	0.62	3.97	Complies
VHT20	2462 MHz	-10.82	-11.76	-11.30	-12.43	-5.52	3.97	Complies
802.11ac	2422 MHz	-15.01	-14.49	-13.49	-13.05	-7.92	3.97	Complies
MCS0/Nss3	2437 MHz	-14.06	-12.66	-14.18	-12.21	-7.17	3.97	Complies
VHT40	2452 MHz	-14.76	-15.38	-15.58	-11.62	-7.99	3.97	Complies

Note:

$$\text{DirectionalGain} = 10 \cdot \log \left[\frac{\sum_{j=1}^{N_{SS}} \left\{ \sum_{k=1}^{N_{ANT}} g_{j,k} \right\}^2}{N_{ANT}} \right] = 10.03\text{dBi, so limit} = 8 - (10.03 - 6) = 3.97\text{dBm/3kHz.}$$

For Mode 4:

Mode	Frequency	Power Density (dBm/3kHz)					Power Density Limit (dBm/3kHz)	Result
		Chain 1	Chain 2	Chain 3	Chain 4	Total		
802.11ac	2412 MHz	-13.12	-9.85	-11.13	-10.55	-4.98	-1.92	Complies
MCS0/Nss1	2437 MHz	-12.94	-12.91	-10.19	-13.13	-6.08	-1.92	Complies
VHT20	2462 MHz	-12.76	-13.14	-12.70	-13.20	-6.92	-1.92	Complies
802.11ac	2422 MHz	-17.83	-18.63	-18.96	-19.52	-12.67	-1.92	Complies
MCS0/Nss1	2437 MHz	-13.27	-15.27	-10.41	-12.58	-6.52	-1.92	Complies
VHT40	2452 MHz	-17.83	-16.39	-15.63	-16.18	-10.41	-1.92	Complies

Note:

$$\text{DirectionalGain} = 10 \cdot \log \left[\frac{\sum_{j=1}^{N_{SS}} \left\{ \sum_{k=1}^{N_{ANT}} g_{j,k} \right\}^2}{N_{ANT}} \right] = 15.92\text{dBi, so limit} = 8 - (15.92 - 6) = -1.92\text{dBm/3kHz.}$$

Mode	Frequency	Power Density (dBm/3kHz)					Power Density Limit (dBm/3kHz)	Result
		Chain 1	Chain 2	Chain 3	Chain 4	Total		
802.11ac	2412 MHz	-13.31	-10.78	-9.90	-11.29	-5.13	1.09	Complies
MCS0/Nss2	2437 MHz	-11.65	-8.72	-7.97	-8.88	-3.08	1.09	Complies
VHT20	2462 MHz	-9.35	-9.95	-9.79	-10.09	-3.77	1.09	Complies
802.11ac	2422 MHz	-17.86	-18.47	-18.12	-17.86	-12.05	1.09	Complies
MCS0/Nss2	2437 MHz	-15.86	-15.11	-15.59	-15.04	-9.37	1.09	Complies
VHT40	2452 MHz	-16.54	-17.82	-19.10	-15.20	-10.90	1.09	Complies

Note:

$$\text{DirectionalGain} = 10 \cdot \log \left[\frac{\sum_{j=1}^{N_{SS}} \left\{ \sum_{k=1}^{N_{ANT}} g_{j,k} \right\}^2}{N_{ANT}} \right] = 12.91 \text{ dBi, so limit} = 8 - (12.91 - 6) = 1.09 \text{ dBm/3kHz.}$$

Mode	Frequency	Power Density (dBm/3kHz)					Power Density Limit (dBm/3kHz)	Result
		Chain 1	Chain 2	Chain 3	Chain 4	Total		
802.11ac	2412 MHz	-14.24	-15.21	-13.51	-13.88	-8.14	2.37	Complies
MCS0/Nss3	2437 MHz	-10.40	-7.26	-9.22	-8.01	-2.54	2.37	Complies
VHT20	2462 MHz	-16.51	-14.13	-14.48	-14.22	-8.71	2.37	Complies
802.11ac	2422 MHz	-20.41	-19.87	-18.11	-19.48	-13.36	2.37	Complies
MCS0/Nss3	2437 MHz	-18.56	-16.54	-15.71	-15.92	-10.53	2.37	Complies
VHT40	2452 MHz	-17.99	-16.96	-15.78	-15.95	-10.56	2.37	Complies

Note:

$$\text{DirectionalGain} = 10 \cdot \log \left[\frac{\sum_{j=1}^{N_{SS}} \left\{ \sum_{k=1}^{N_{ANT}} g_{j,k} \right\}^2}{N_{ANT}} \right] = 11.63\text{dBi, so limit} = 8 - (11.63 - 6) = 2.37\text{dBm/3kHz.}$$

Temperature	25°C	Humidity	62%
Test Engineer	Peter Wu		

<For Radio 3 Mode>

For Mode 5:

Mode	Frequency	Power Density (dBm/3kHz)	Power Density Limit (dBm/3kHz)	Result
802.11b	2412 MHz	-12.40	7.70	Complies
	2437 MHz	-13.12	7.70	Complies
	2462 MHz	-13.08	7.70	Complies
802.11g	2412 MHz	-8.17	7.70	Complies
	2437 MHz	-5.63	7.70	Complies
	2462 MHz	-10.81	7.70	Complies
11ac MCS0/Nss1 VHT20	2412 MHz	-8.29	7.70	Complies
	2437 MHz	-4.20	7.70	Complies
	2462 MHz	-11.83	7.70	Complies
11ac MCS0/Nss1 VHT40	2422 MHz	-16.56	7.70	Complies
	2437 MHz	-13.18	7.70	Complies
	2452 MHz	-17.20	7.70	Complies

Note: Gain = 6.30dBi > 6dBi, so limit = 8 - (6.30 - 6) = 7.70dBm

Note: All the test values were listed in the report.

For plots, only the channel with worse result was shown.

<For Radio 1 Non-beamforming Mode>

For Mode 1:

Power Density Plot on Configuration IEEE 802.11b / 2437 MHz / Chain 1



Date: 15.MAY.2016 11:27:56

Power Density Plot on Configuration IEEE 802.11b / 2437 MHz / Chain 2



Date: 15.MAY.2016 11:27:46

Power Density Plot on Configuration IEEE 802.11b / 2437 MHz / Chain 3



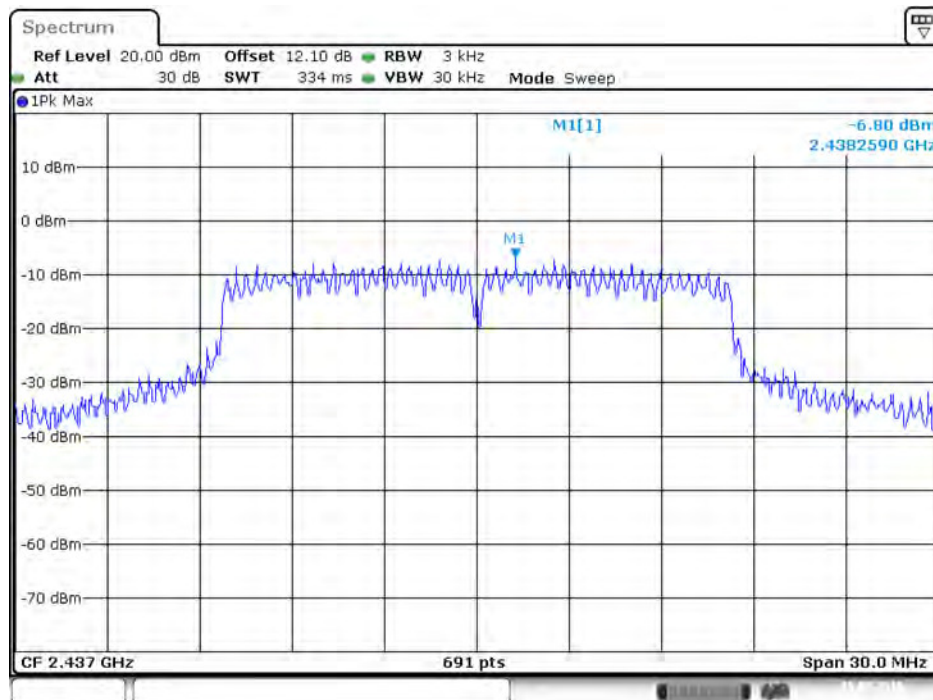
Date: 15.MAY.2016 11:27:29

Power Density Plot on Configuration IEEE 802.11b / 2437 MHz / Chain 4



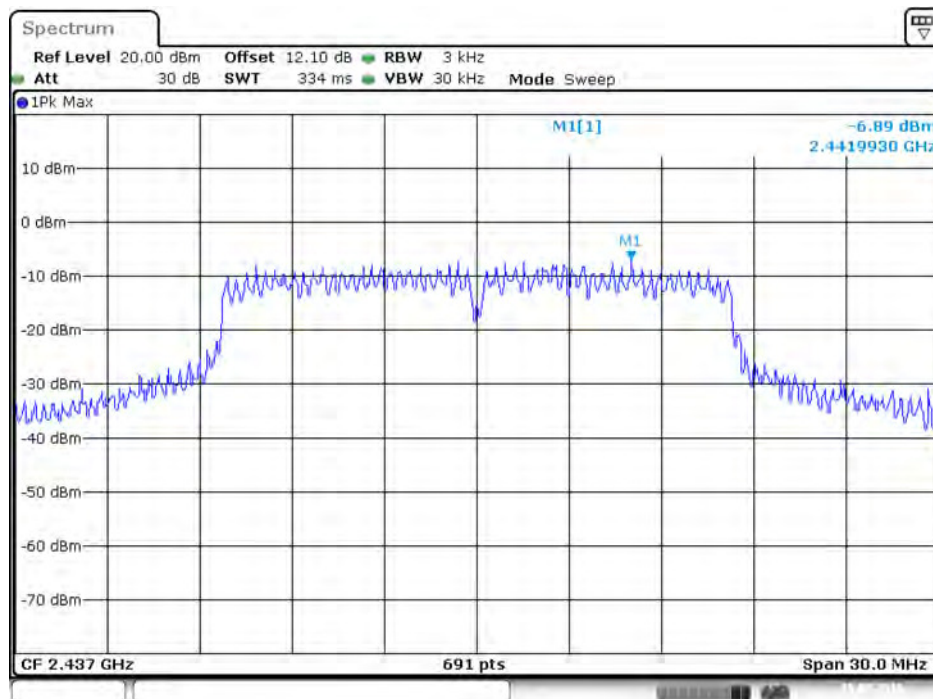
Date: 15.MAY.2016 11:27:15

Power Density Plot on Configuration IEEE 802.11g / 2437 MHz / Chain 1



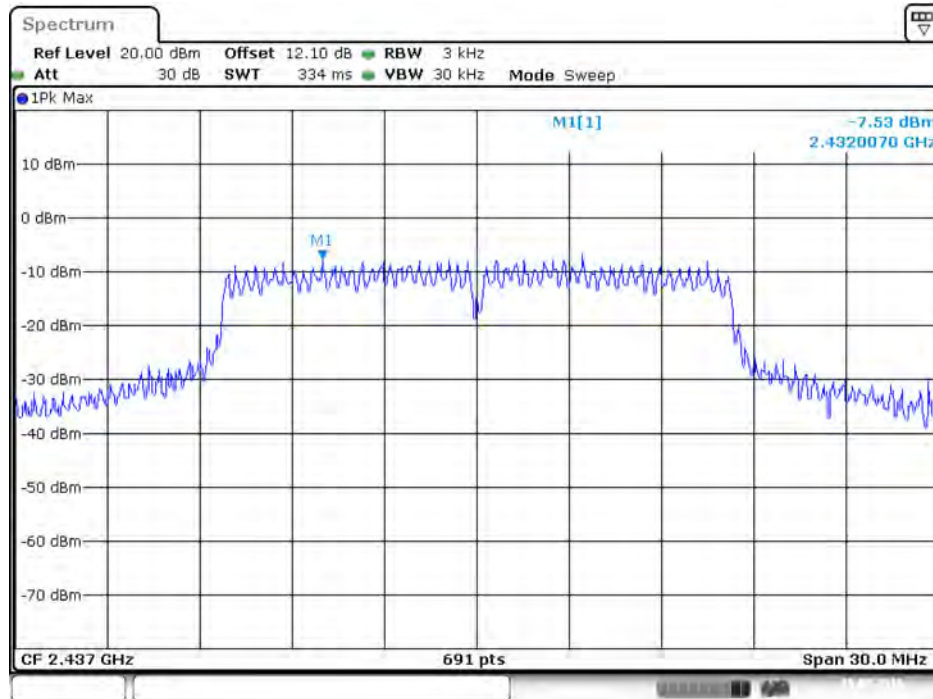
Date: 15.MAY.2016 11:17:47

Power Density Plot on Configuration IEEE 802.11g / 2437 MHz / Chain 2



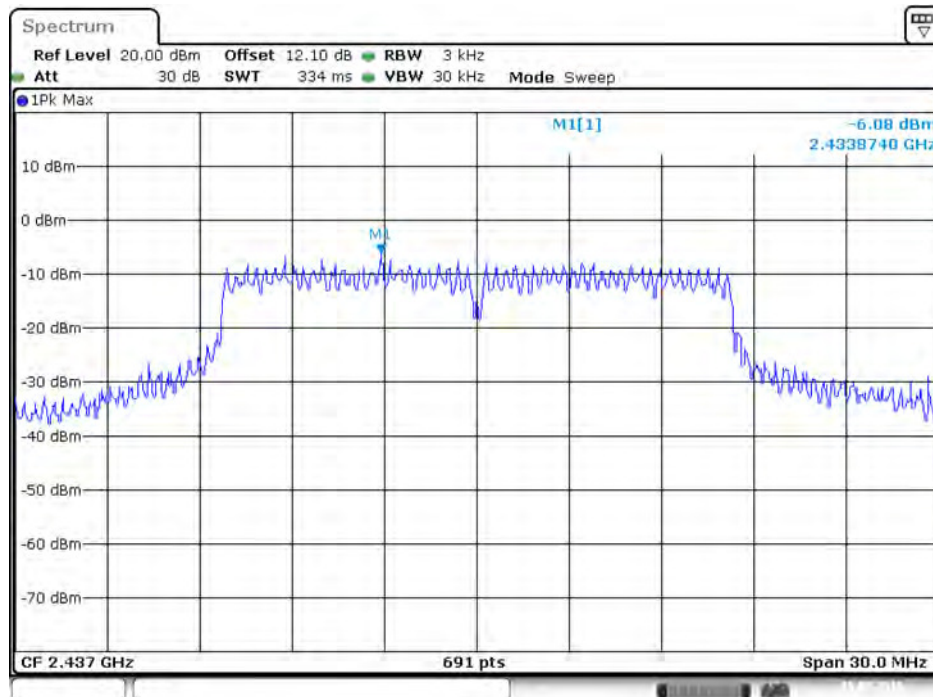
Date: 15.MAY.2016 11:17:33

Power Density Plot on Configuration IEEE 802.11g / 2437 MHz / Chain 3



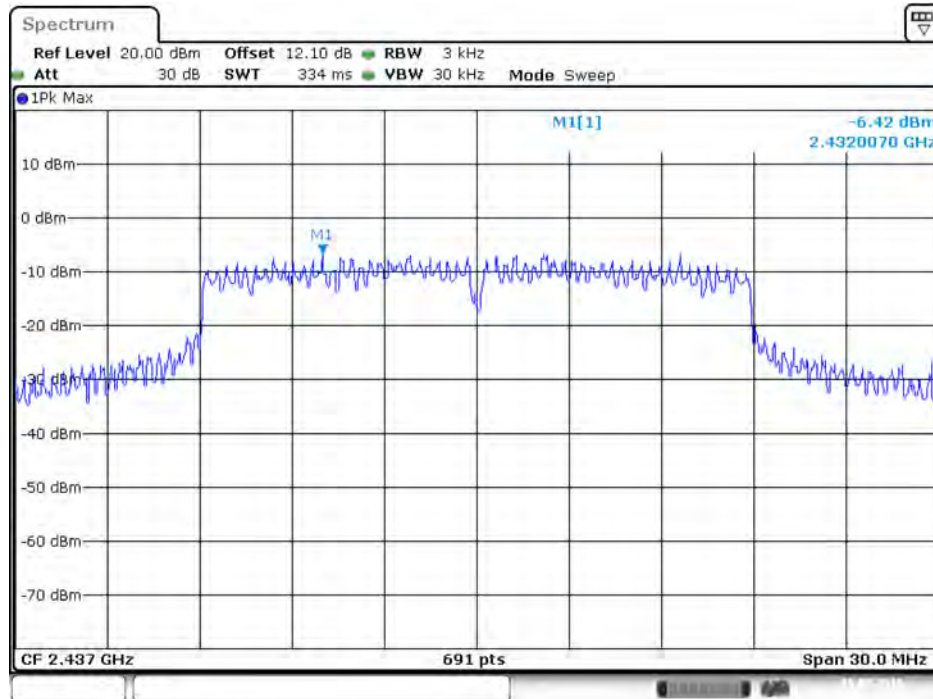
Date: 15.MAY.2016 11:17:19

Power Density Plot on Configuration IEEE 802.11g / 2437 MHz / Chain 4



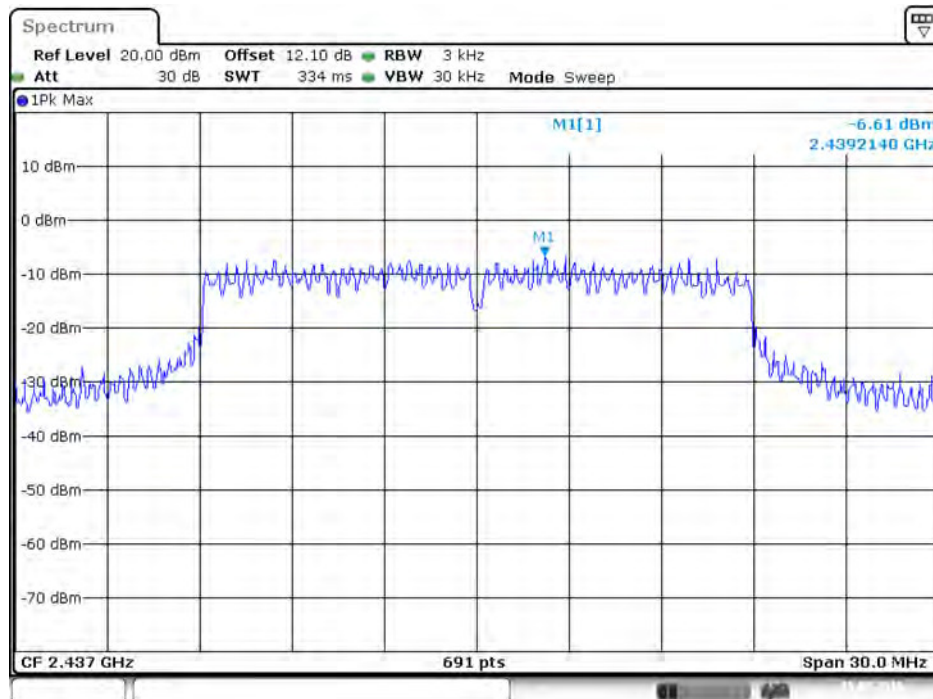
Date: 15.MAY.2016 11:17:04

Power Density Plot on Configuration IEEE 802.11ac MCS0/Nss1 VHT20 / 2437 MHz / Chain 1



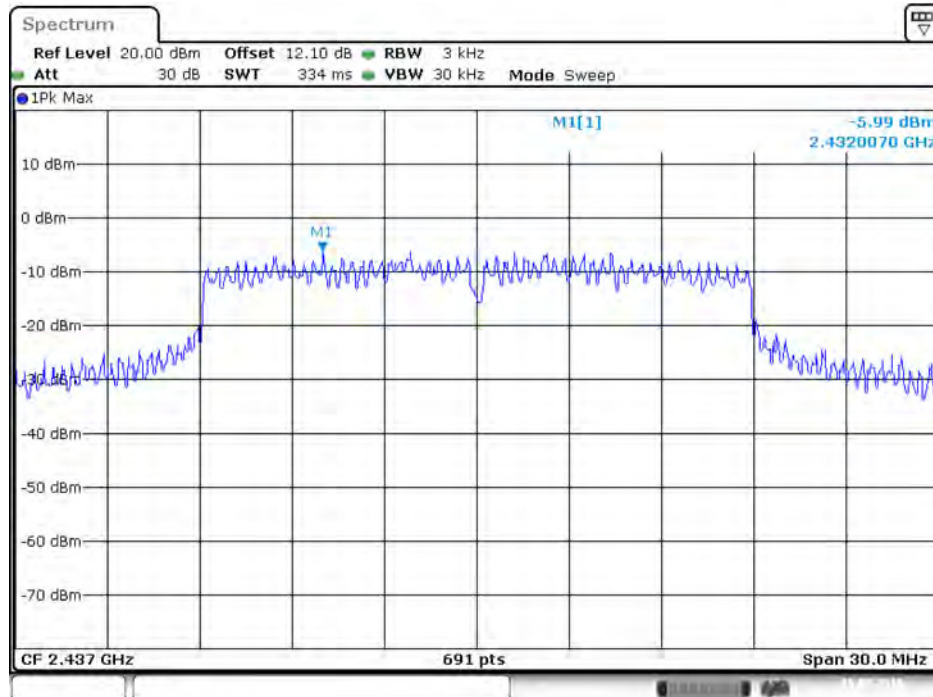
Date: 15.MAY.2016 11:21:32

Power Density Plot on Configuration IEEE 802.11ac MCS0/Nss1 VHT20 / 2437 MHz / Chain 2



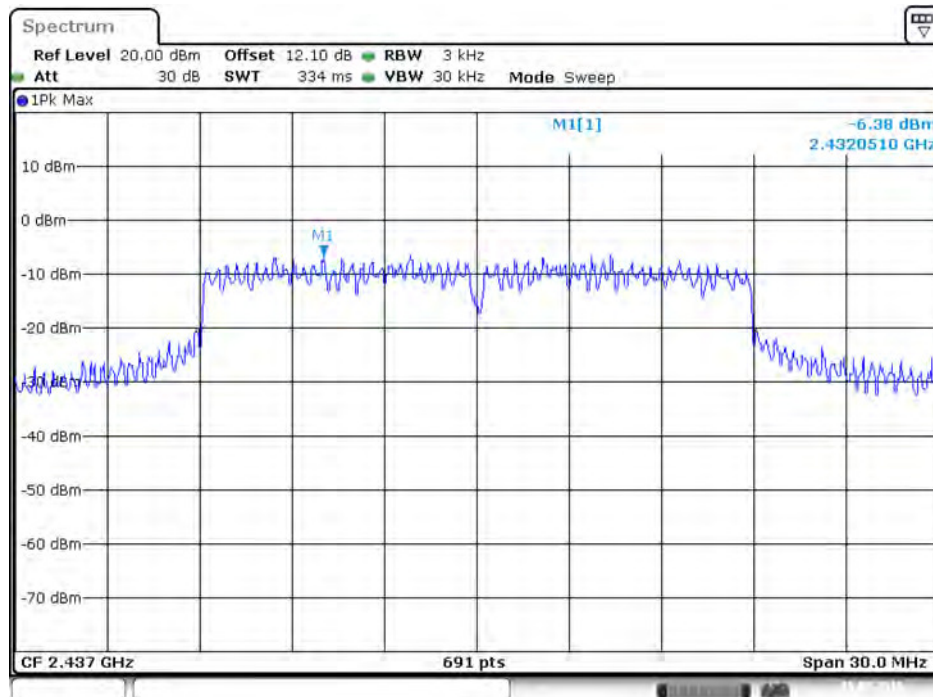
Date: 15.MAY.2016 11:21:56

Power Density Plot on Configuration IEEE 802.11ac MCS0/Nss1 VHT20 / 2437 MHz / Chain 3



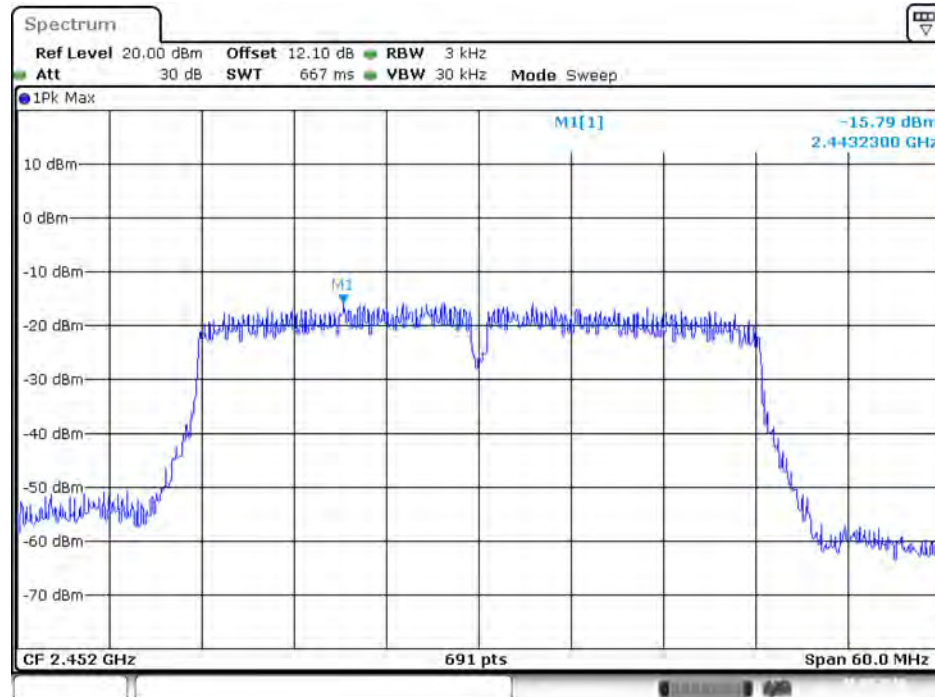
Date: 15.MAY.2016 11:22:15

Power Density Plot on Configuration IEEE 802.11ac MCS0/Nss1 VHT20 / 2437 MHz / Chain 4



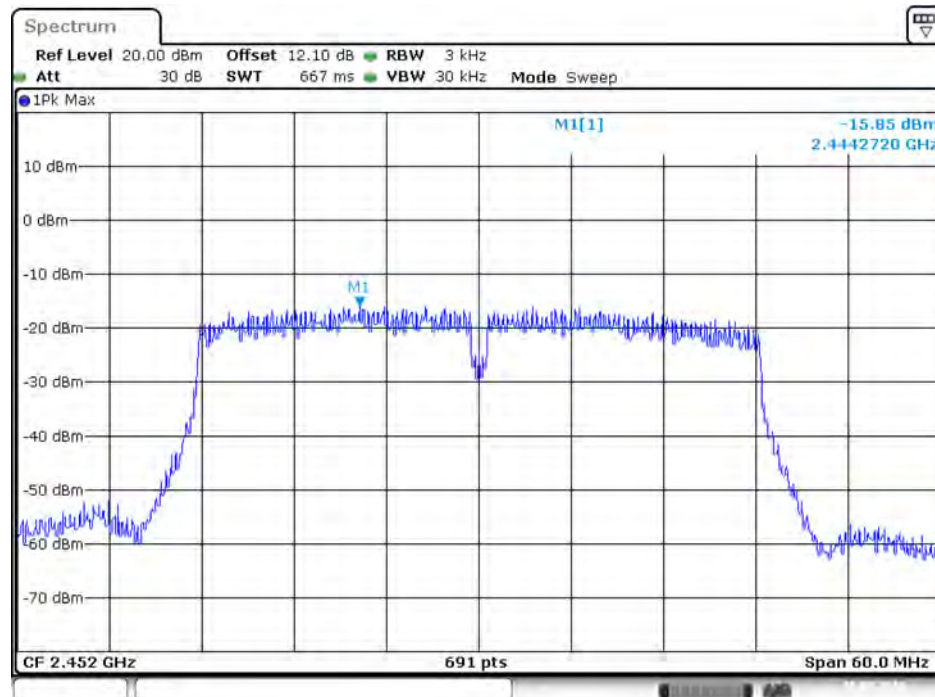
Date: 15.MAY.2016 11:22:55

Power Density Plot on Configuration IEEE 802.11ac MCS0/Nss1 VHT40 / 2452 MHz / Chain 1



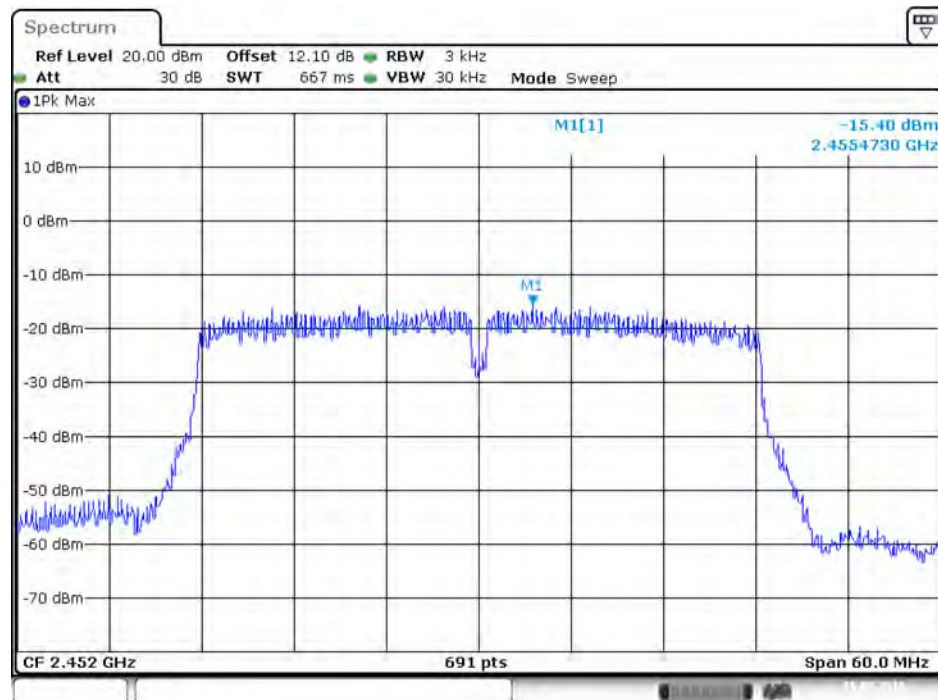
Date: 15.MAY.2016 11:14:47

Power Density Plot on Configuration IEEE 802.11ac MCS0/Nss1 VHT40 / 2452 MHz / Chain 2



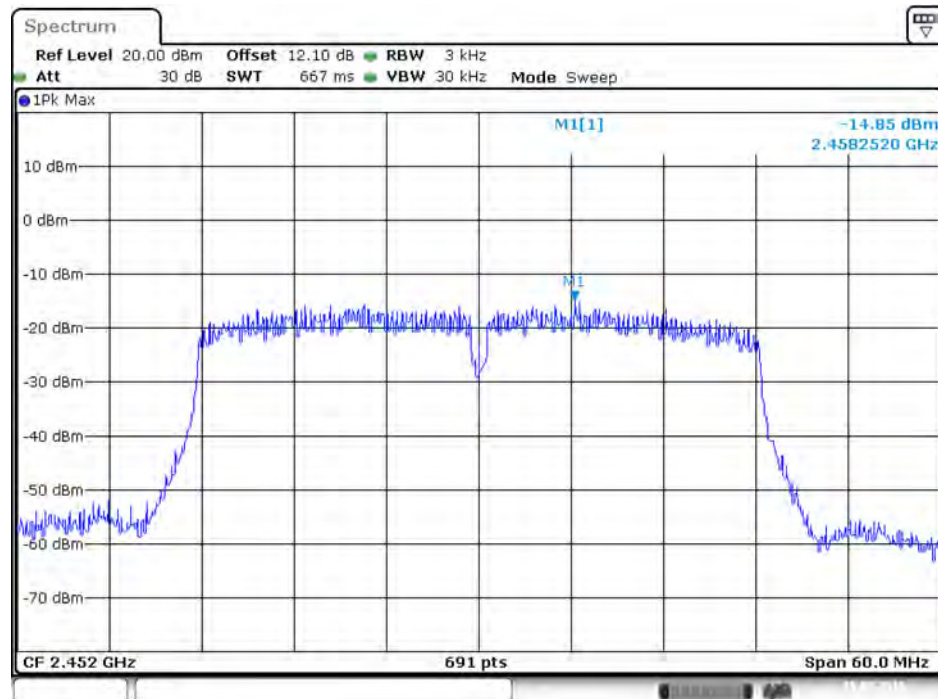
Date: 15.MAY.2016 11:14:29

Power Density Plot on Configuration IEEE 802.11ac MCS0/Nss1 VHT40 / 2452 MHz / Chain 3



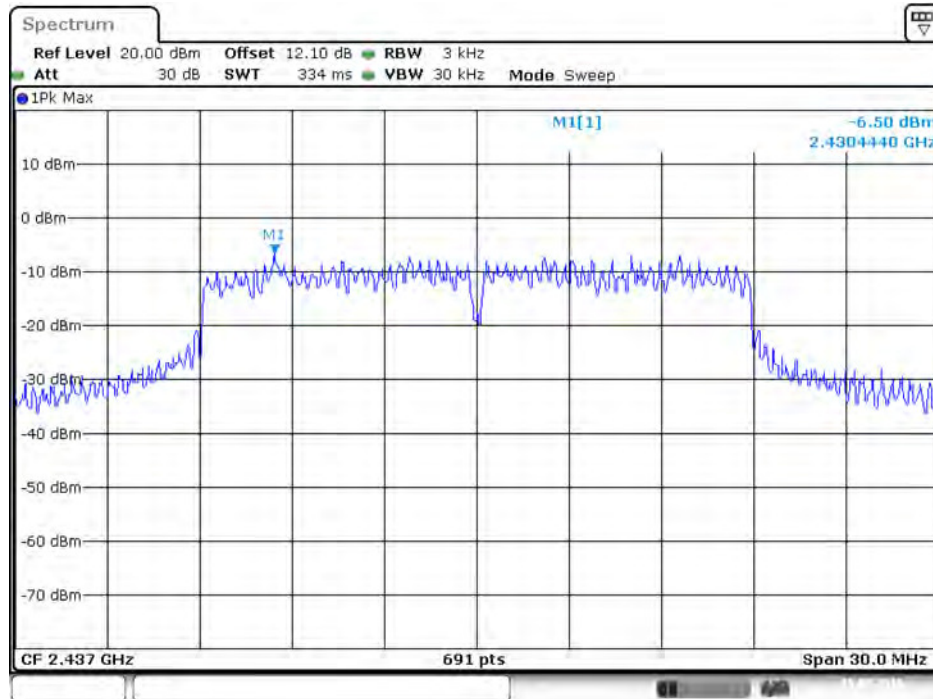
Date: 15.MAY.2016 11:14:13

Power Density Plot on Configuration IEEE 802.11ac MCS0/Nss1 VHT40 / 2452 MHz / Chain 4



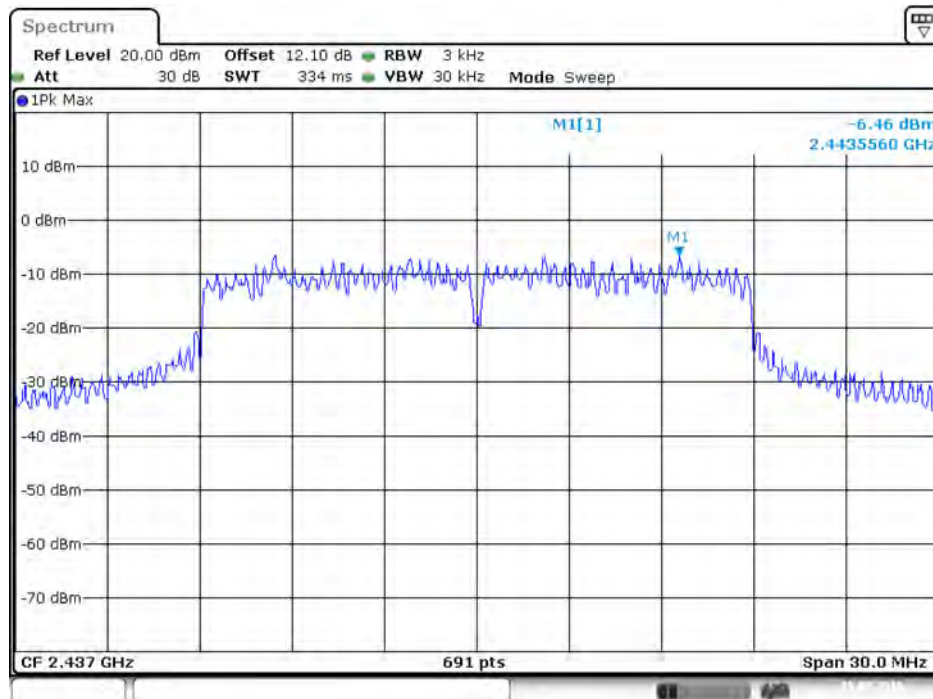
Date: 15.MAY.2016 11:13:59

Power Density Plot on Configuration IEEE 802.11ac MCS0/Nss4 VHT20 / 2437 MHz / Chain 1



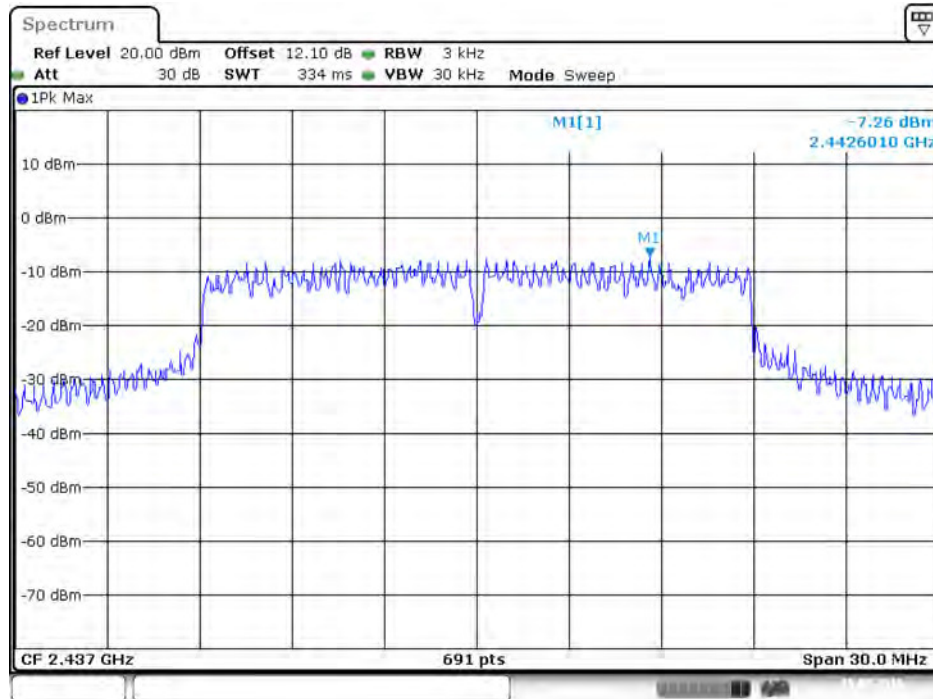
Date: 15.MAY.2016 11:41:53

Power Density Plot on Configuration IEEE 802.11ac MCS0/Nss4 VHT20 / 2437 MHz / Chain 2



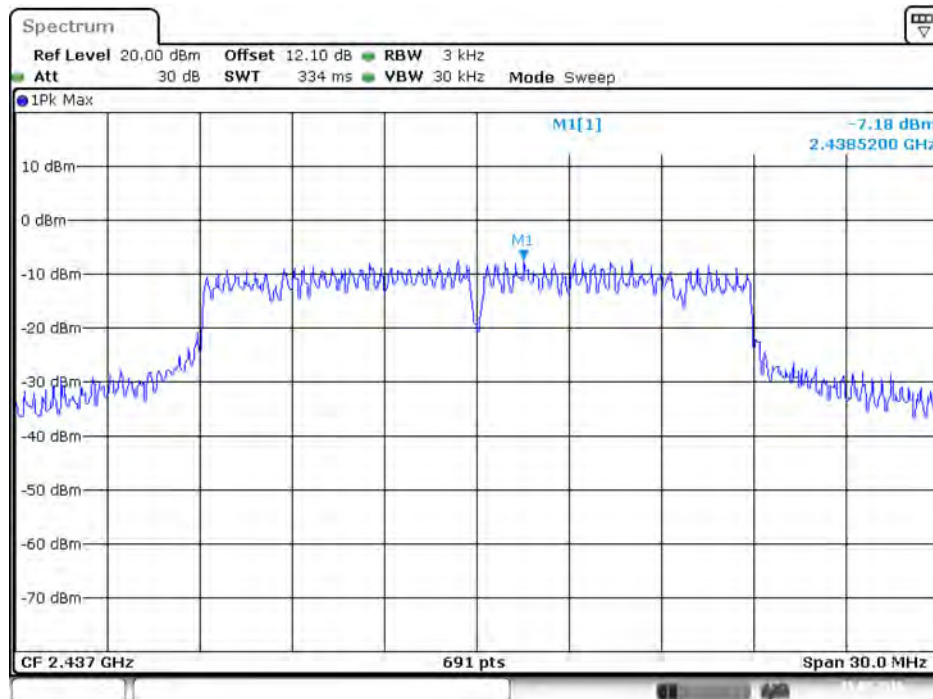
Date: 15.MAY.2016 11:42:05

Power Density Plot on Configuration IEEE 802.11ac MCS0/Nss4 VHT20 / 2437 MHz / Chain 3



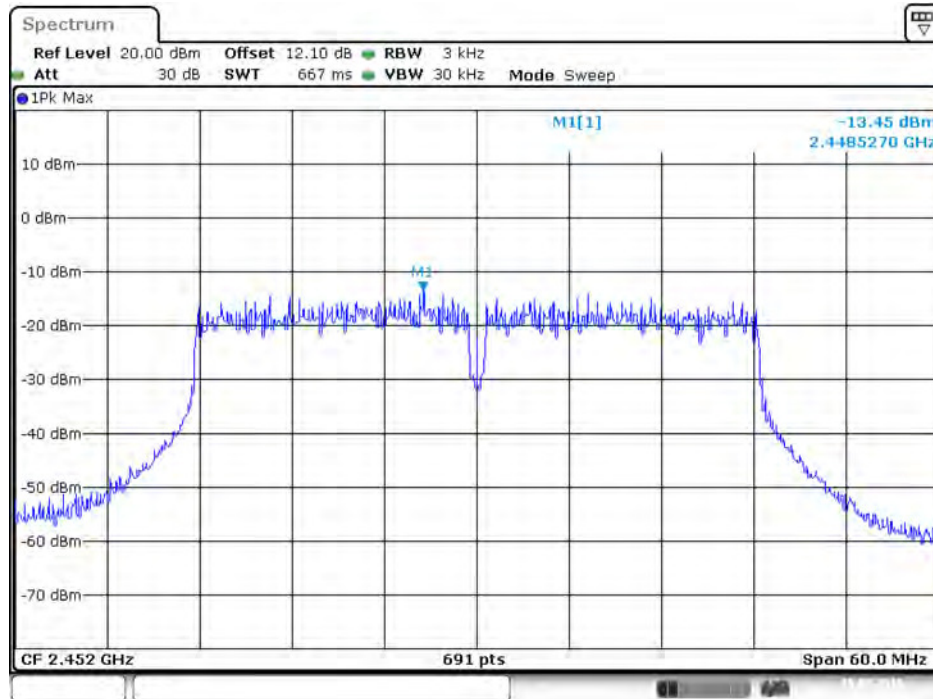
Date: 15.MAY.2016 11:42:34

Power Density Plot on Configuration IEEE 802.11ac MCS0/Nss4 VHT20 / 2437 MHz / Chain 4



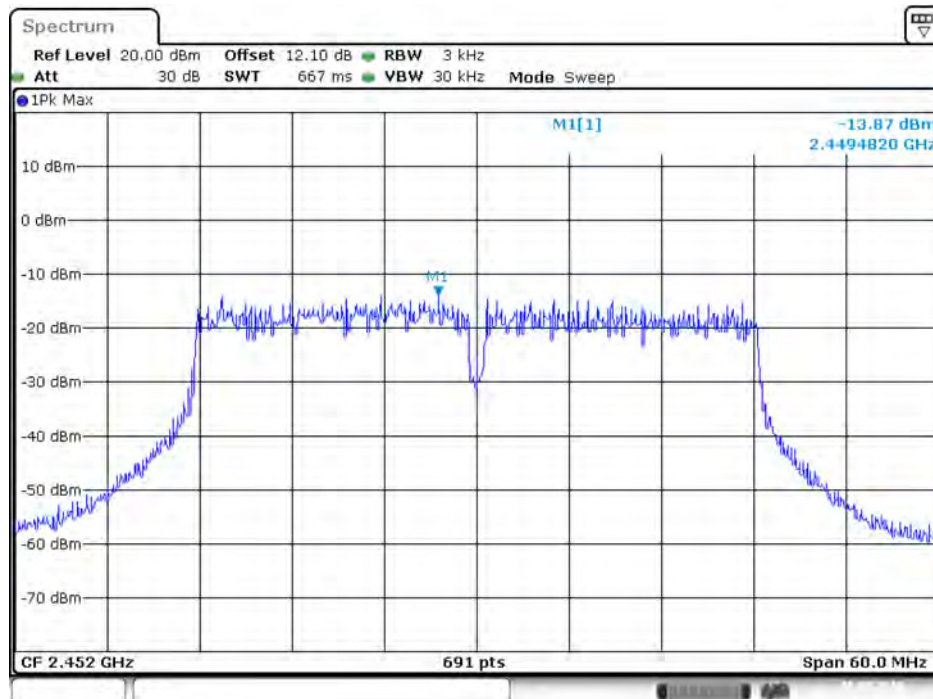
Date: 15.MAY.2016 11:42:53

Power Density Plot on Configuration IEEE 802.11ac MCS0/Nss4 VHT40 / 2452 MHz / Chain 1



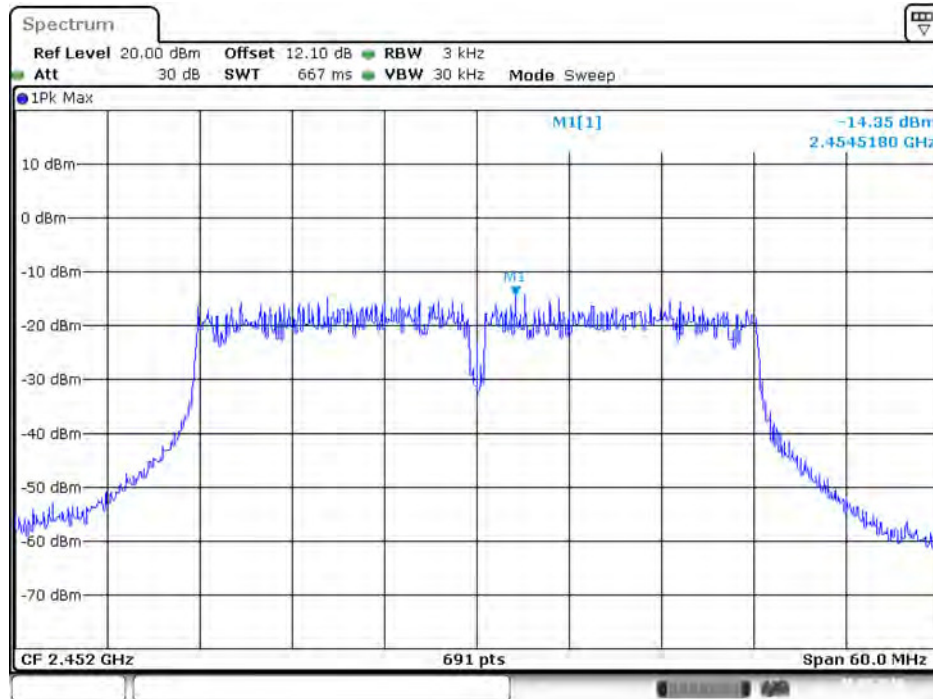
Date: 15.MAY.2016 11:50:32

Power Density Plot on Configuration IEEE 802.11ac MCS0/Nss4 VHT40 / 2452 MHz / Chain 2



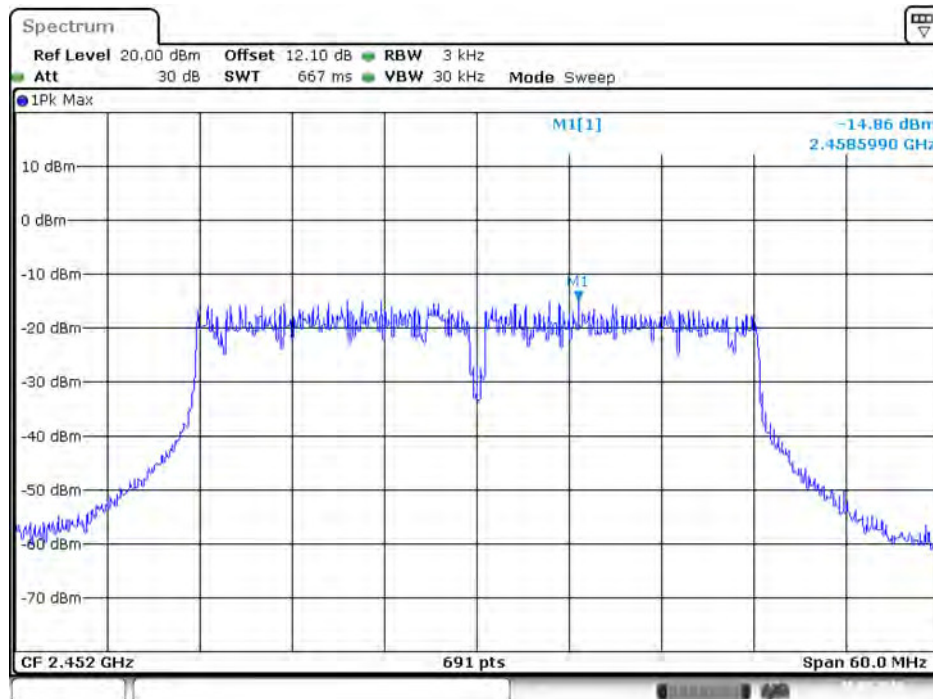
Date: 15.MAY.2016 11:51:17

Power Density Plot on Configuration IEEE 802.11ac MCS0/Nss4 VHT40 / 2452 MHz / Chain 3



Date: 15.MAY.2016 11:51:45

Power Density Plot on Configuration IEEE 802.11ac MCS0/Nss4 VHT40 / 2452 MHz / Chain 4



Date: 15.MAY.2016 11:52:03

For Mode 2:

Power Density Plot on Configuration IEEE 802.11b / 2462 MHz / Chain 1



Date: 5.MAY.2016 15:49:11

Power Density Plot on Configuration IEEE 802.11b / 2462 MHz / Chain 2



Date: 5.MAY.2016 15:49:26

Power Density Plot on Configuration IEEE 802.11b / 2462 MHz / Chain 3



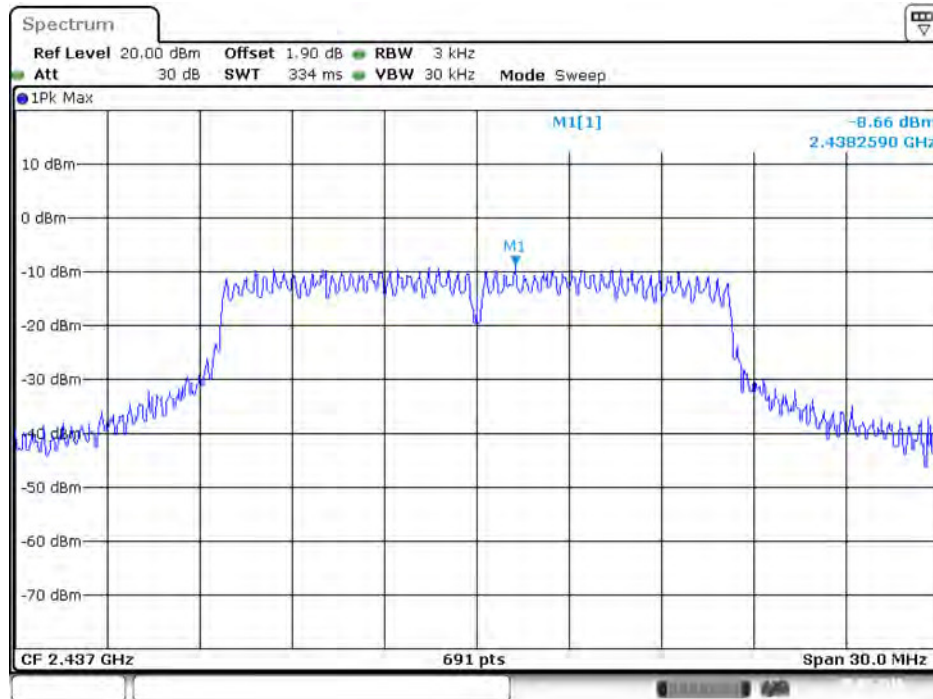
Date: 5.MAY.2016 15:49:37

Power Density Plot on Configuration IEEE 802.11b / 2462 MHz / Chain 4



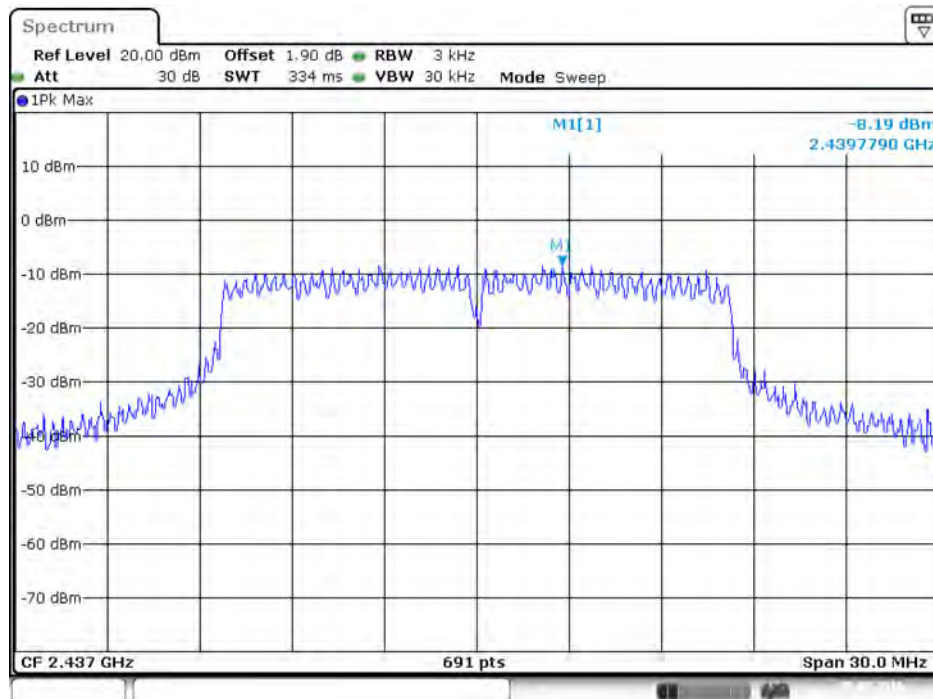
Date: 5.MAY.2016 15:49:48

Power Density Plot on Configuration IEEE 802.11g / 2437 MHz / Chain 1



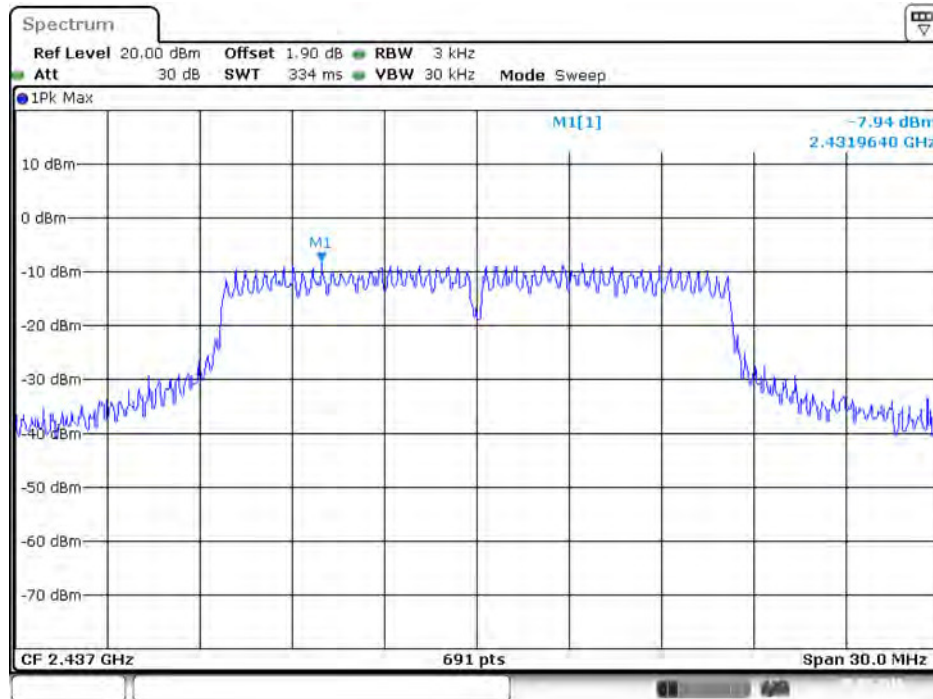
Date: 5.MAY.2016 15:58:29

Power Density Plot on Configuration IEEE 802.11g / 2437 MHz / Chain 2



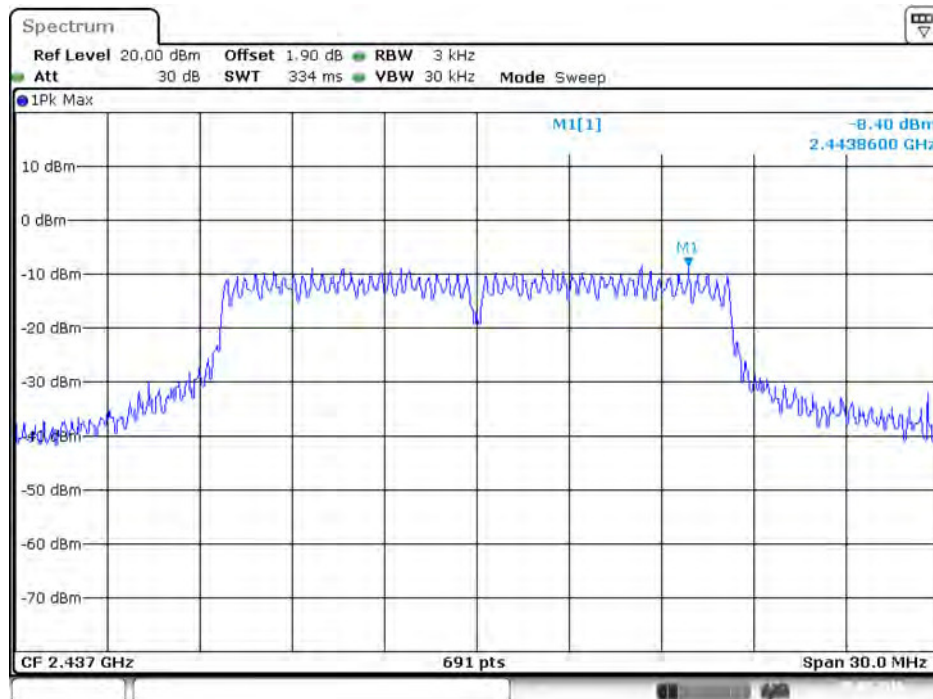
Date: 5.MAY.2016 15:57:23

Power Density Plot on Configuration IEEE 802.11g / 2437 MHz / Chain 3



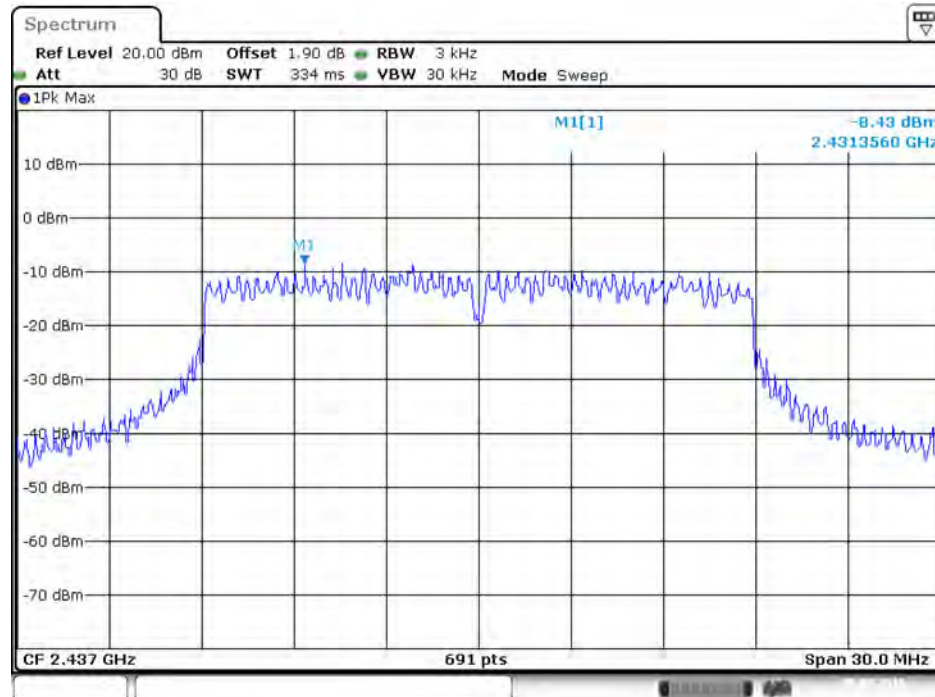
Date: 5.MAY.2016 15:57:50

Power Density Plot on Configuration IEEE 802.11g / 2437 MHz / Chain 4



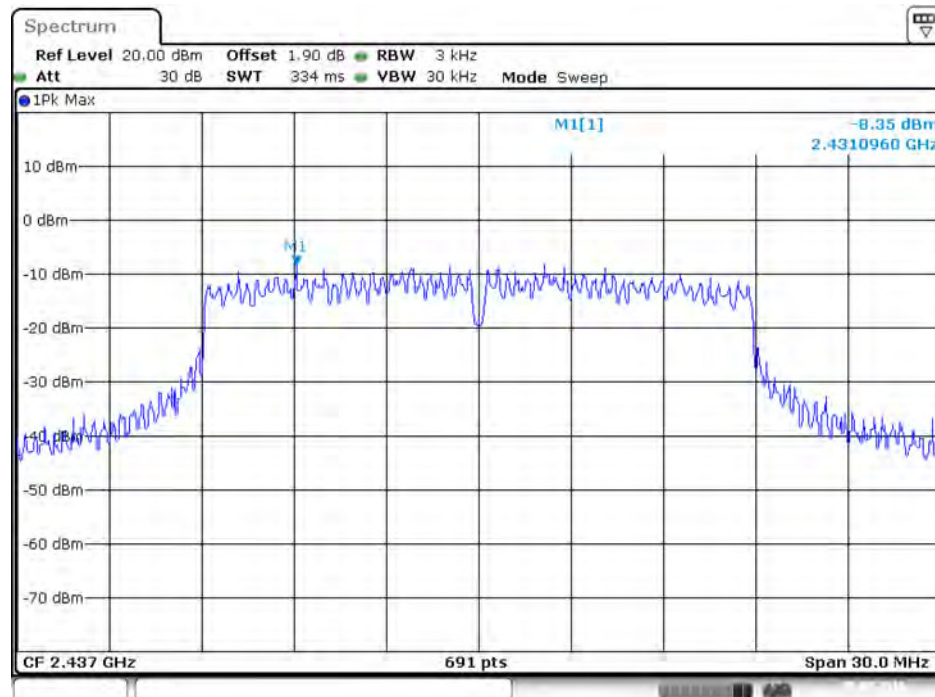
Date: 5.MAY.2016 15:58:08

Power Density Plot on Configuration IEEE 802.11ac MCS0/Nss1 VHT20 / 2437 MHz / Chain 1



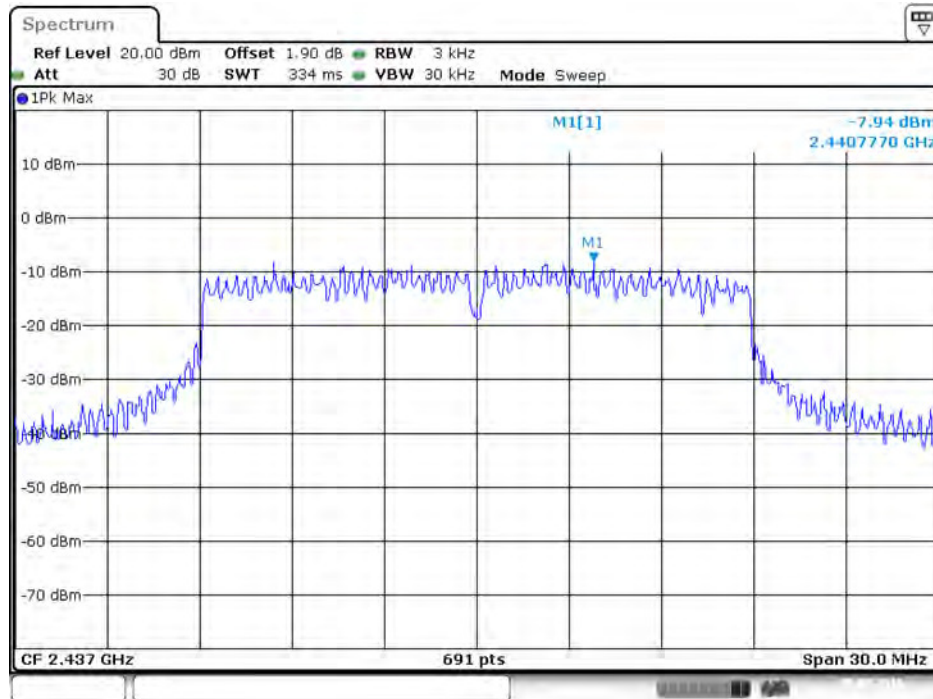
Date: 5.MAY.2016 16:07:12

Power Density Plot on Configuration IEEE 802.11ac MCS0/Nss1 VHT20 / 2437 MHz / Chain 2



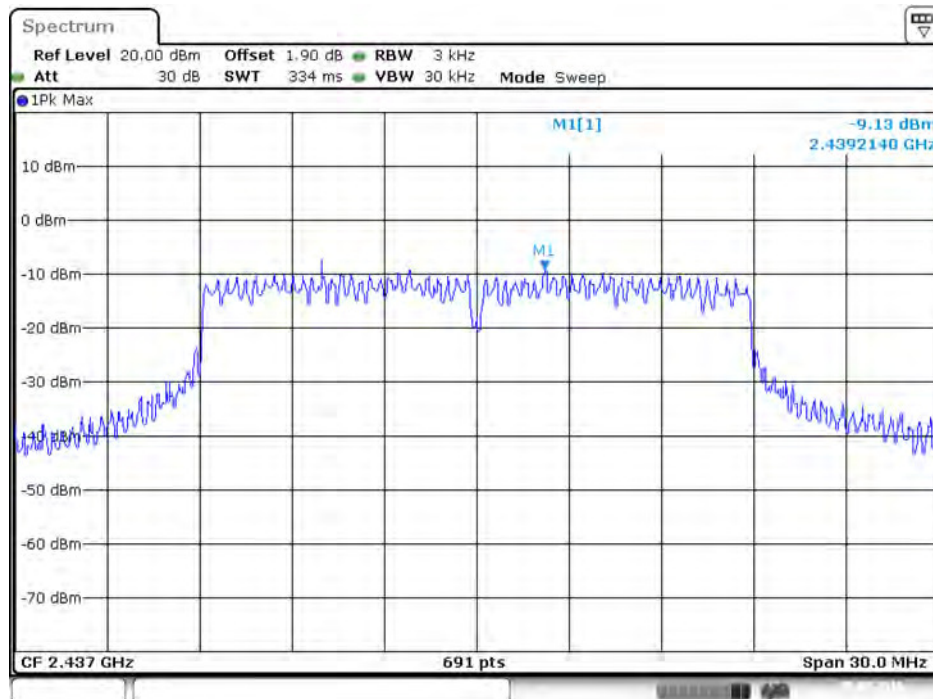
Date: 5.MAY.2016 16:05:45

Power Density Plot on Configuration IEEE 802.11ac MCS0/Nss1 VHT20 / 2437 MHz / Chain 3



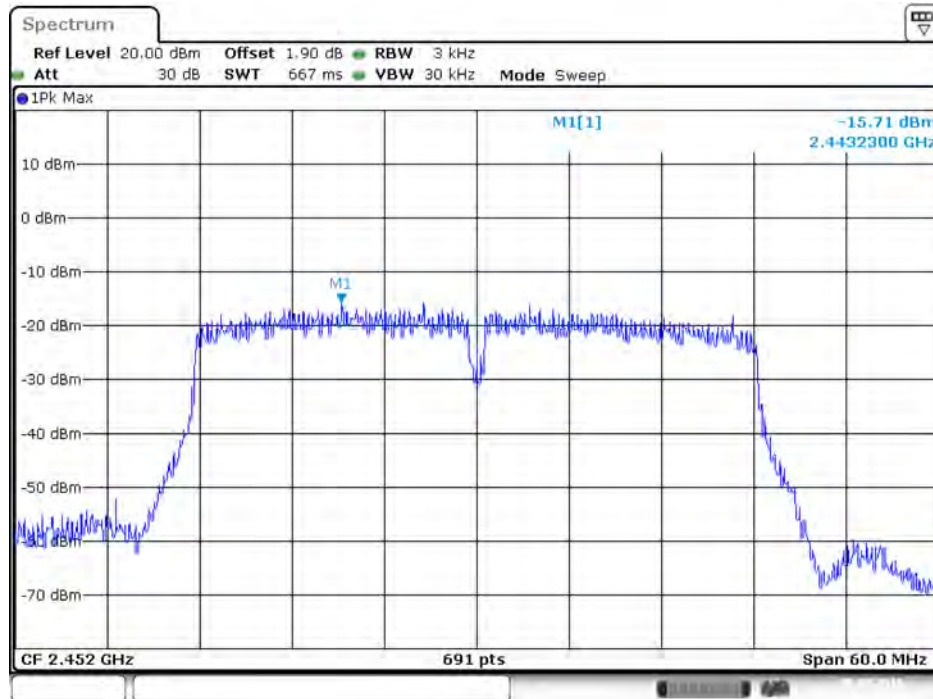
Date: 5.MAY.2016 16:06:02

Power Density Plot on Configuration IEEE 802.11ac MCS0/Nss1 VHT20 / 2437 MHz / Chain 4



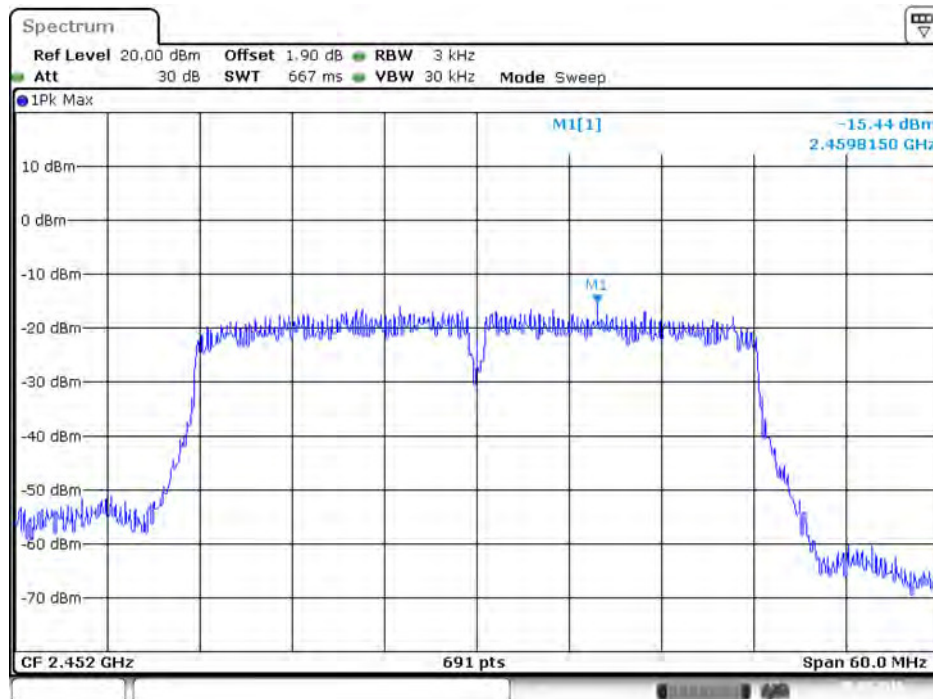
Date: 5.MAY.2016 16:06:22

Power Density Plot on Configuration IEEE 802.11ac MCS0/Nss1 VHT40 / 2452 MHz / Chain 1



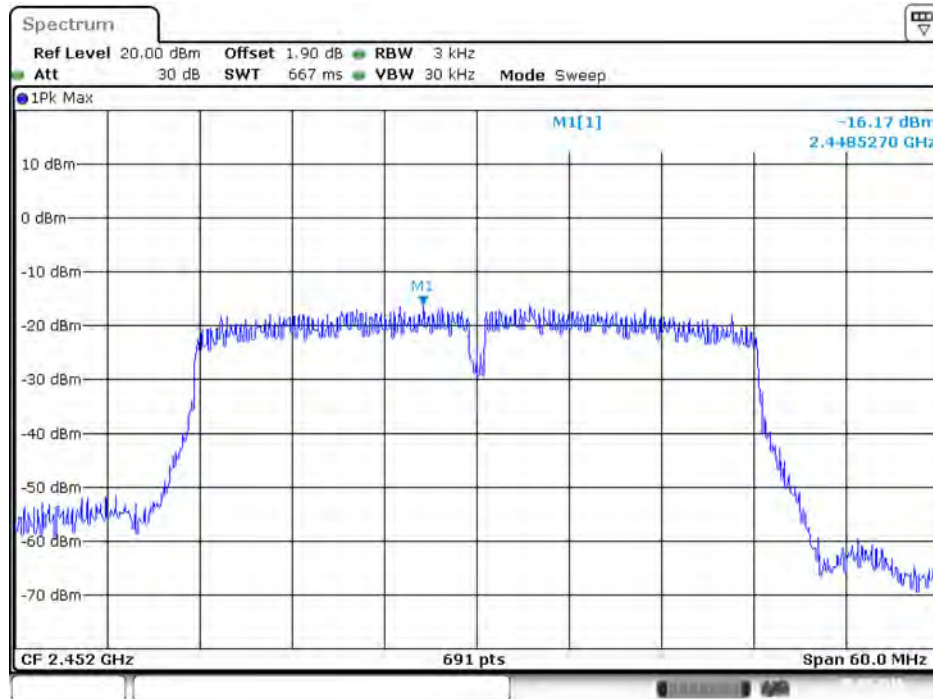
Date: 5.MAY.2016 16:17:09

Power Density Plot on Configuration IEEE 802.11ac MCS0/Nss1 VHT40 / 2452 MHz / Chain 2



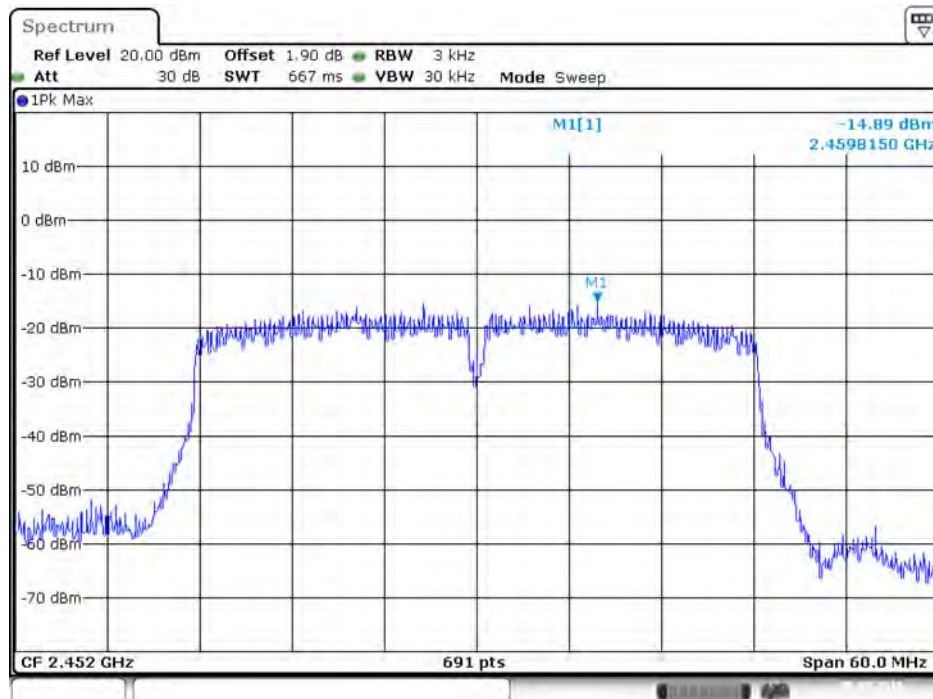
Date: 5.MAY.2016 16:17:25

Power Density Plot on Configuration IEEE 802.11ac MCS0/Nss1 VHT40 / 2452 MHz / Chain 3



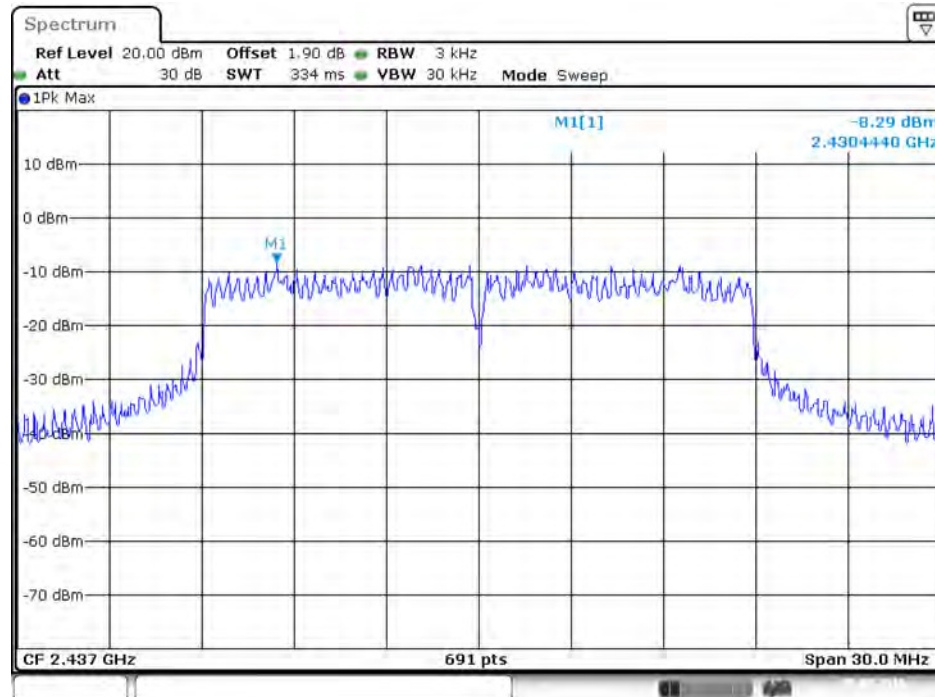
Date: 5.MAY.2016 16:17:47

Power Density Plot on Configuration IEEE 802.11ac MCS0/Nss1 VHT40 / 2452 MHz / Chain 4



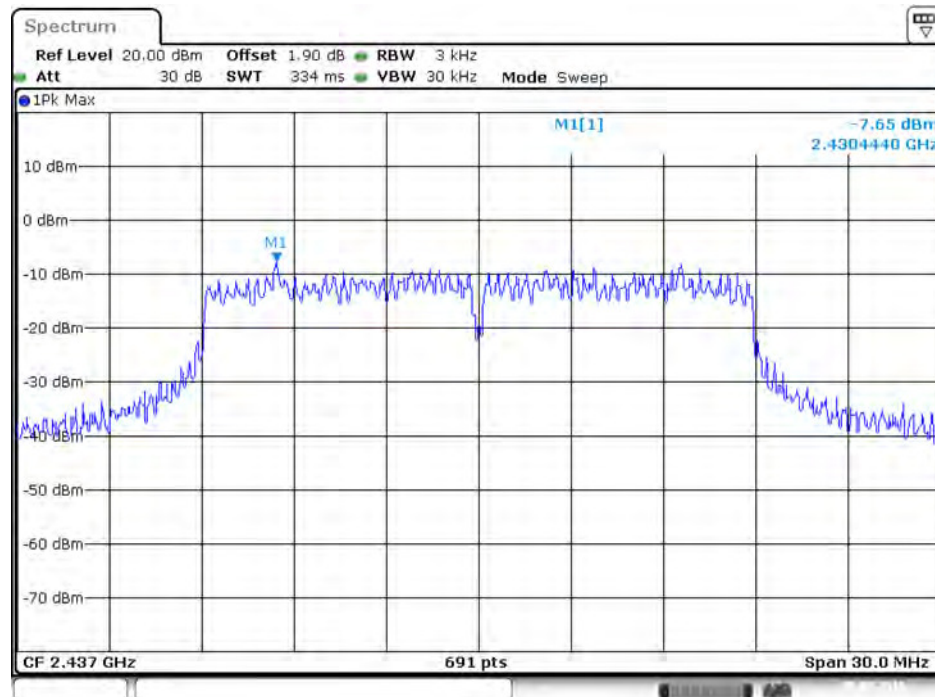
Date: 5.MAY.2016 16:18:08

Power Density Plot on Configuration IEEE 802.11ac MCS0/Nss4 VHT20 / 2437 MHz / Chain 1



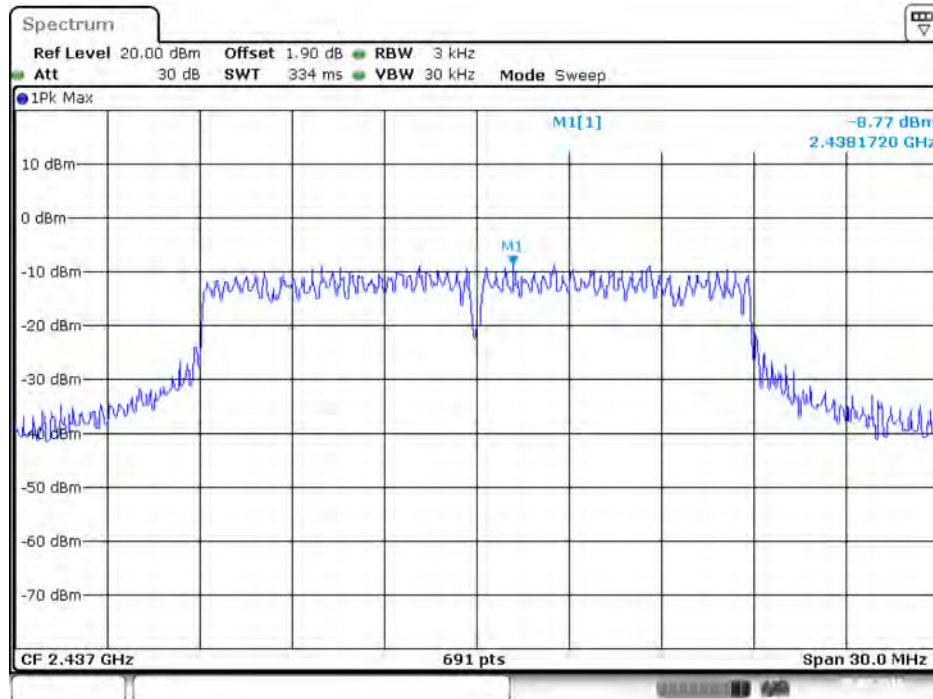
Date: 5.MAY.2016 16:31:38

Power Density Plot on Configuration IEEE 802.11ac MCS0/Nss4 VHT20 / 2437 MHz / Chain 2



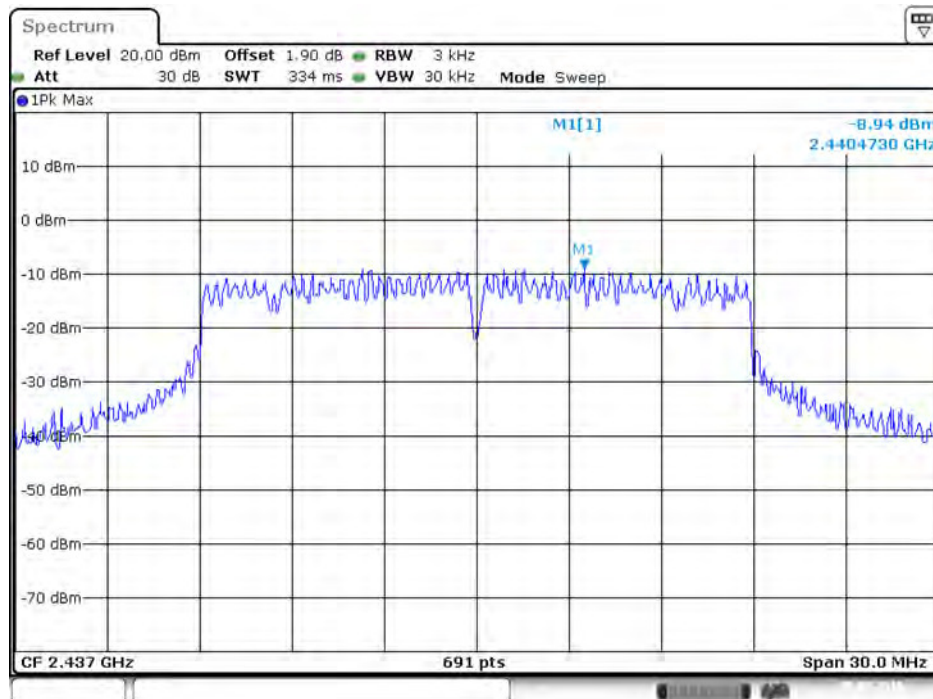
Date: 5.MAY.2016 16:31:22

Power Density Plot on Configuration IEEE 802.11ac MCS0/Nss4 VHT20 / 2437 MHz / Chain 3



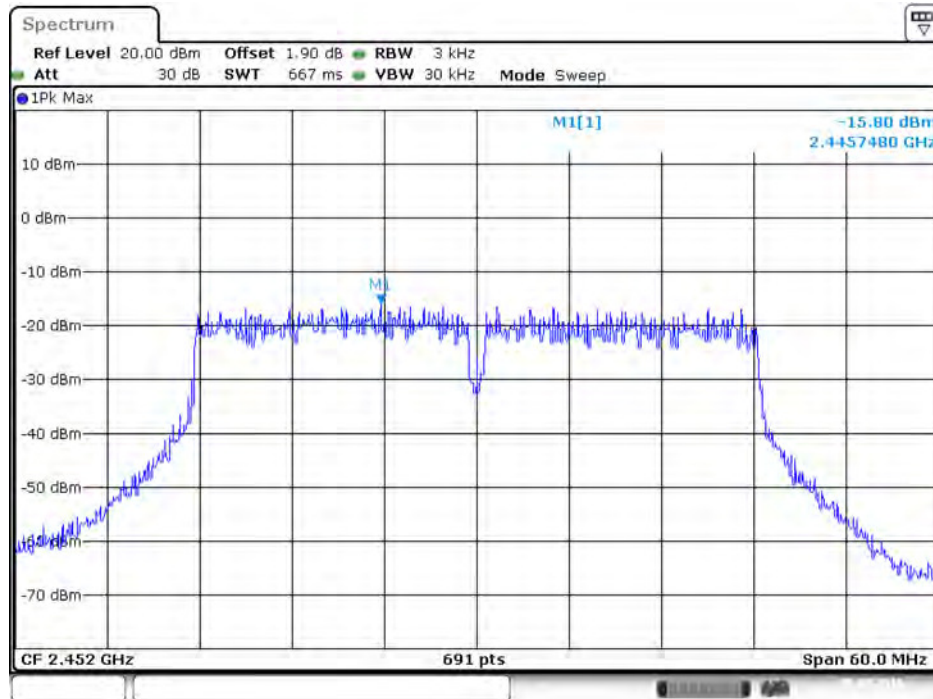
Date: 5.MAY.2016 16:31:05

Power Density Plot on Configuration IEEE 802.11ac MCS0/Nss4 VHT20 / 2437 MHz / Chain 4



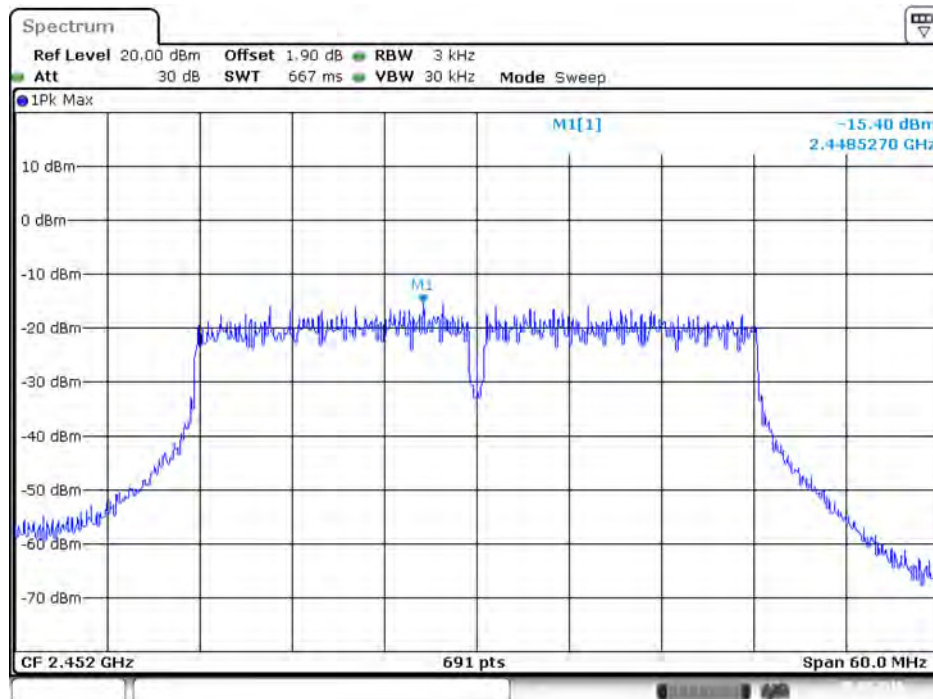
Date: 5.MAY.2016 16:30:47

Power Density Plot on Configuration IEEE 802.11ac MCS0/Nss4 VHT40 / 2452 MHz / Chain 1



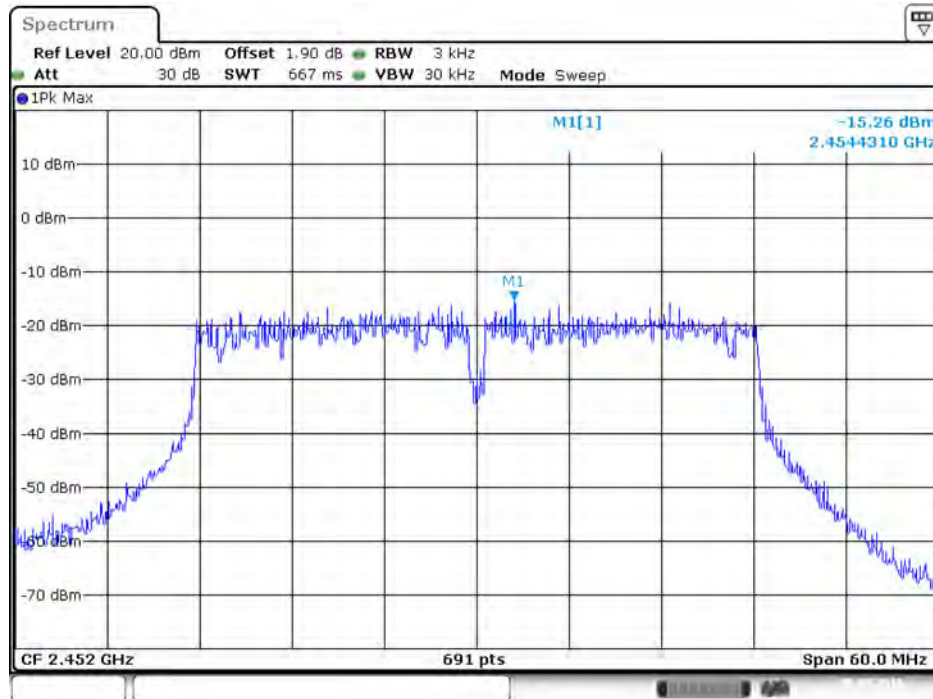
Date: 5.MAY.2016 16:41:52

Power Density Plot on Configuration IEEE 802.11ac MCS0/Nss4 VHT40 / 2452 MHz / Chain 2



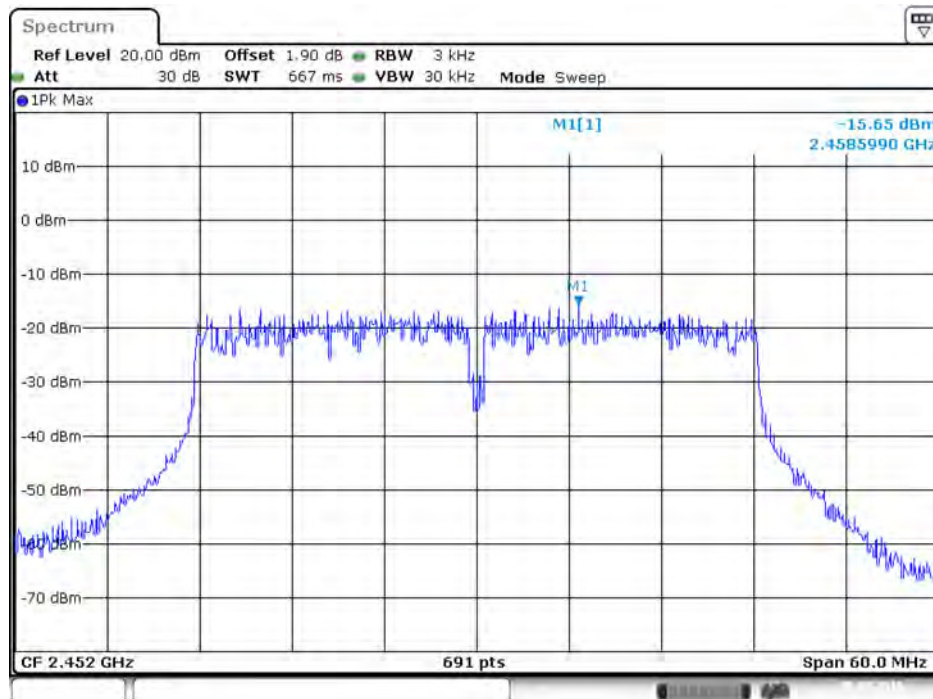
Date: 5.MAY.2016 16:41:38

Power Density Plot on Configuration IEEE 802.11ac MCS0/Nss4 VHT40 / 2452 MHz / Chain 3



Date: 5.MAY.2016 16:41:11

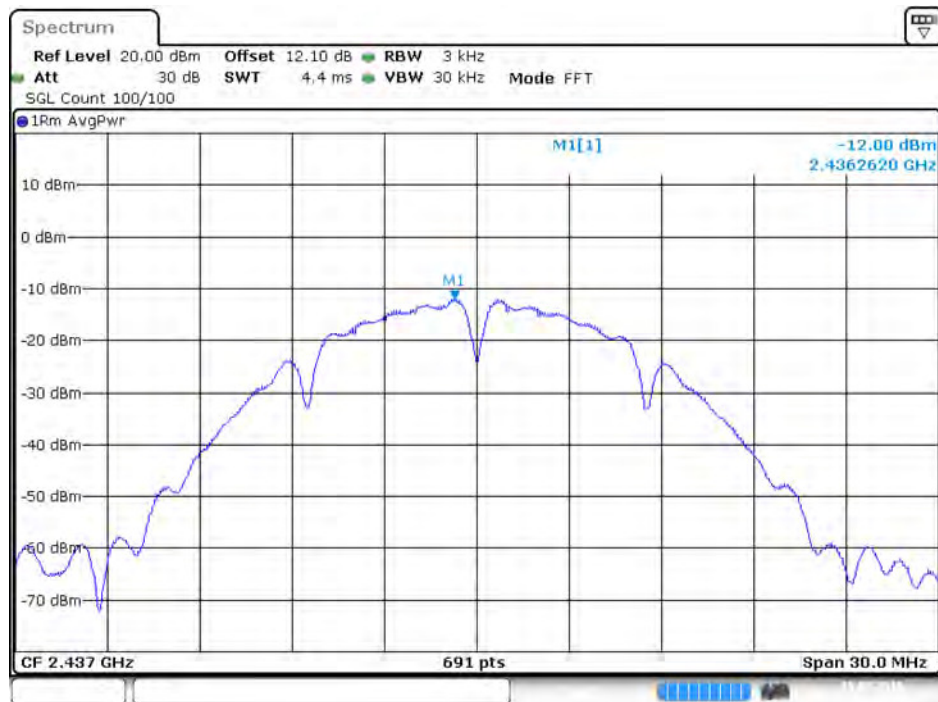
Power Density Plot on Configuration IEEE 802.11ac MCS0/Nss4 VHT40 / 2452 MHz / Chain 4



Date: 5.MAY.2016 16:40:55

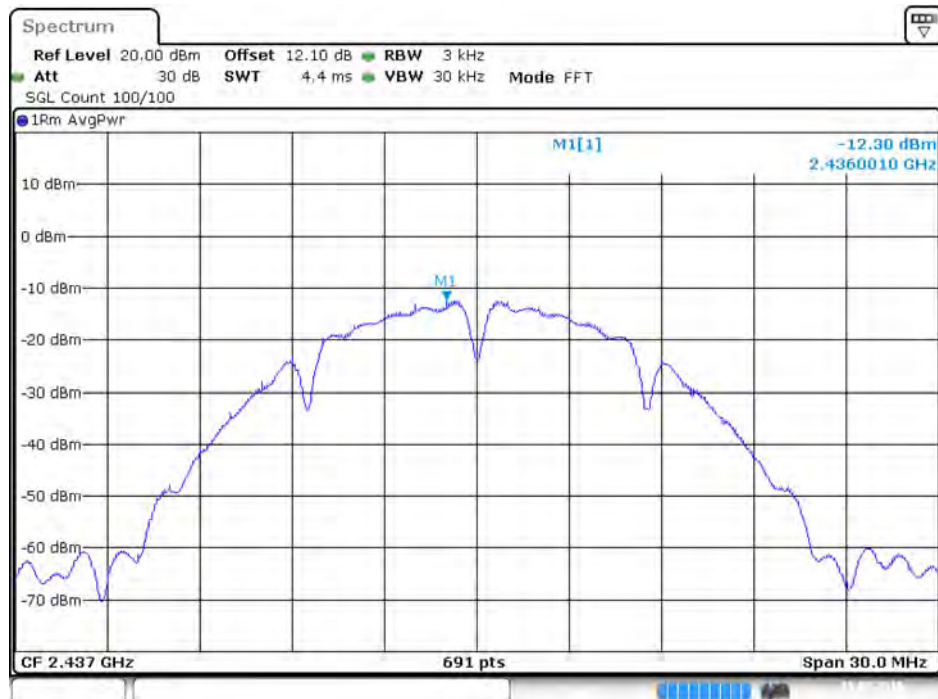
For Mode 3:

Power Density Plot on Configuration IEEE 802.11b / 2437 MHz / Chain 1



Date: 15.MAY.2016 12:16:29

Power Density Plot on Configuration IEEE 802.11b / 2437 MHz / Chain 2



Date: 15.MAY.2016 12:16:44

Power Density Plot on Configuration IEEE 802.11b / 2437 MHz / Chain 3



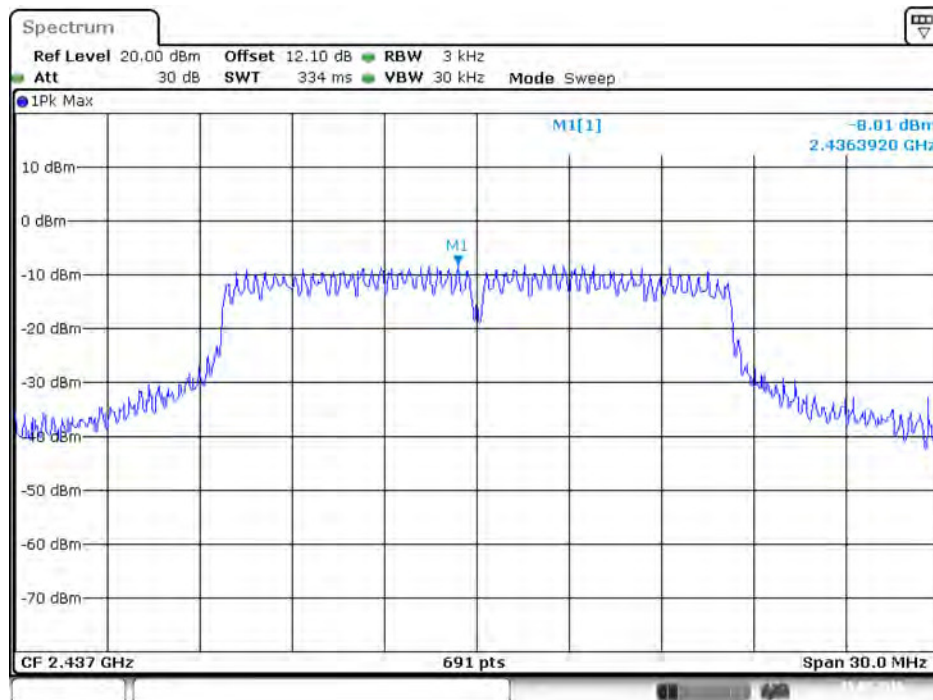
Date: 15.MAY.2016 12:16:56

Power Density Plot on Configuration IEEE 802.11b / 2437 MHz / Chain 4



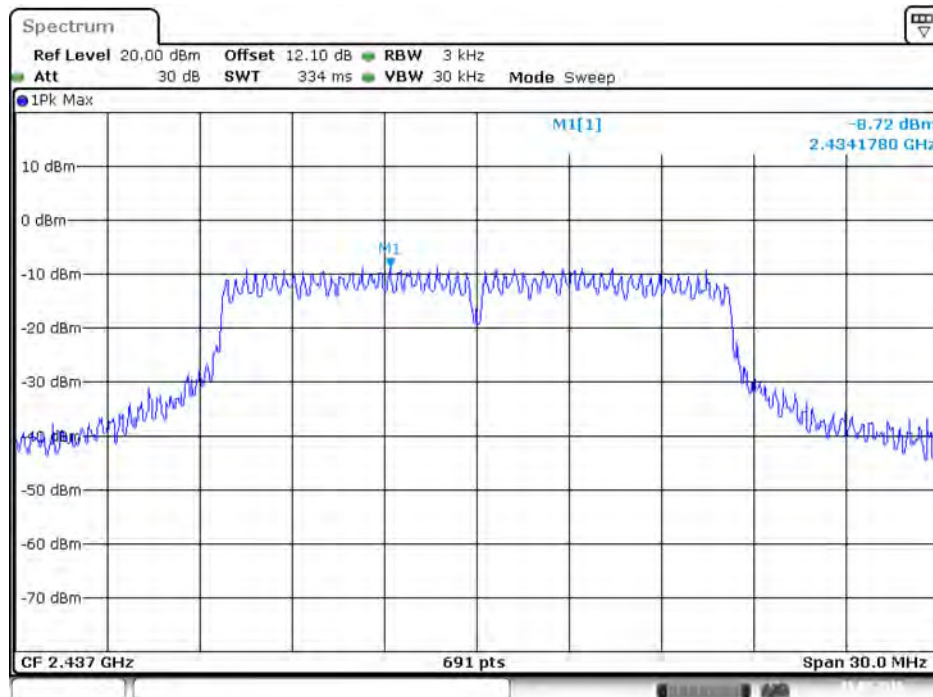
Date: 15.MAY.2016 12:17:18

Power Density Plot on Configuration IEEE 802.11g / 2437 MHz / Chain 1



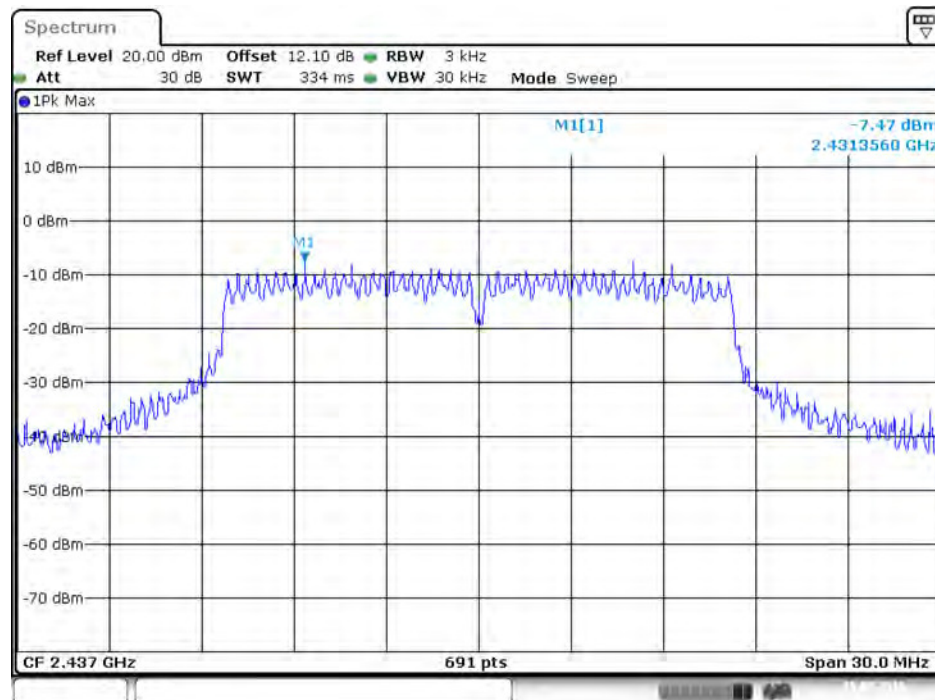
Date: 15.MAY.2016 12:24:21

Power Density Plot on Configuration IEEE 802.11g / 2437 MHz / Chain 2



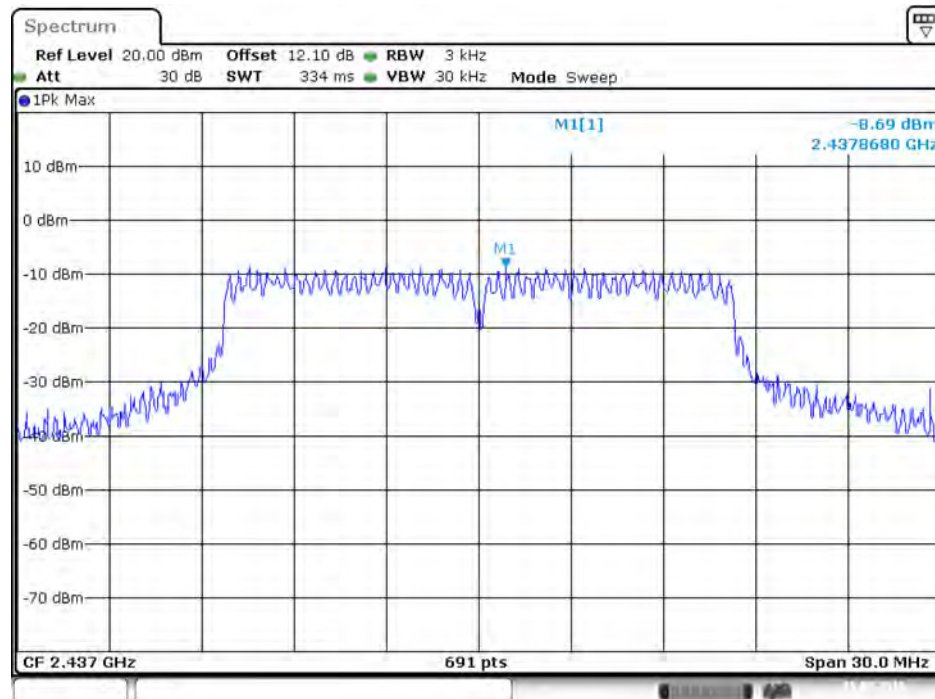
Date: 15.MAY.2016 14:22:46

Power Density Plot on Configuration IEEE 802.11g / 2437 MHz / Chain 3



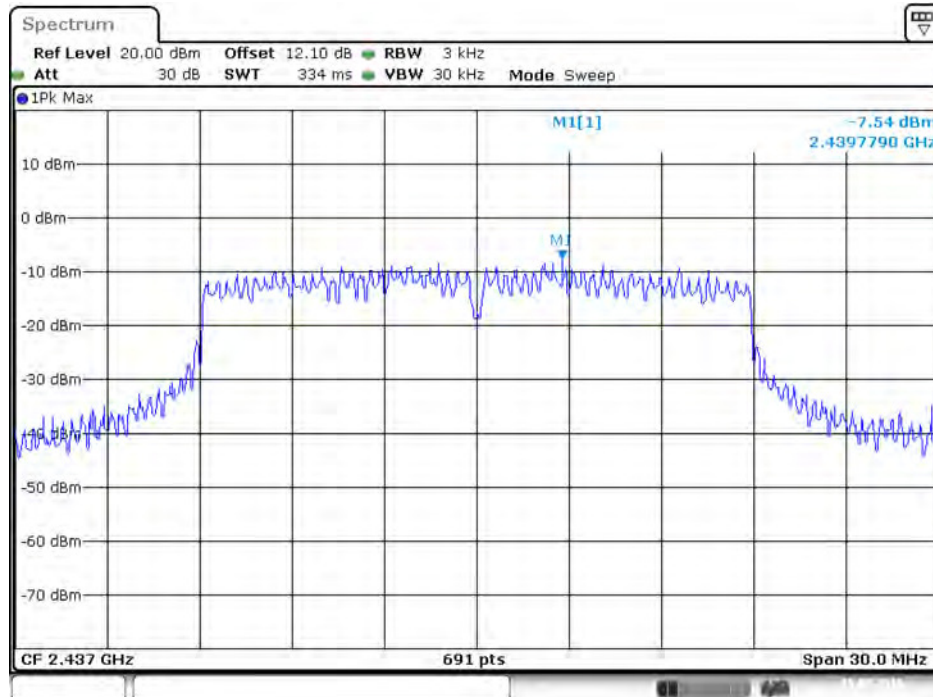
Date: 15.MAY.2016 14:25:54

Power Density Plot on Configuration IEEE 802.11g / 2437 MHz / Chain 4



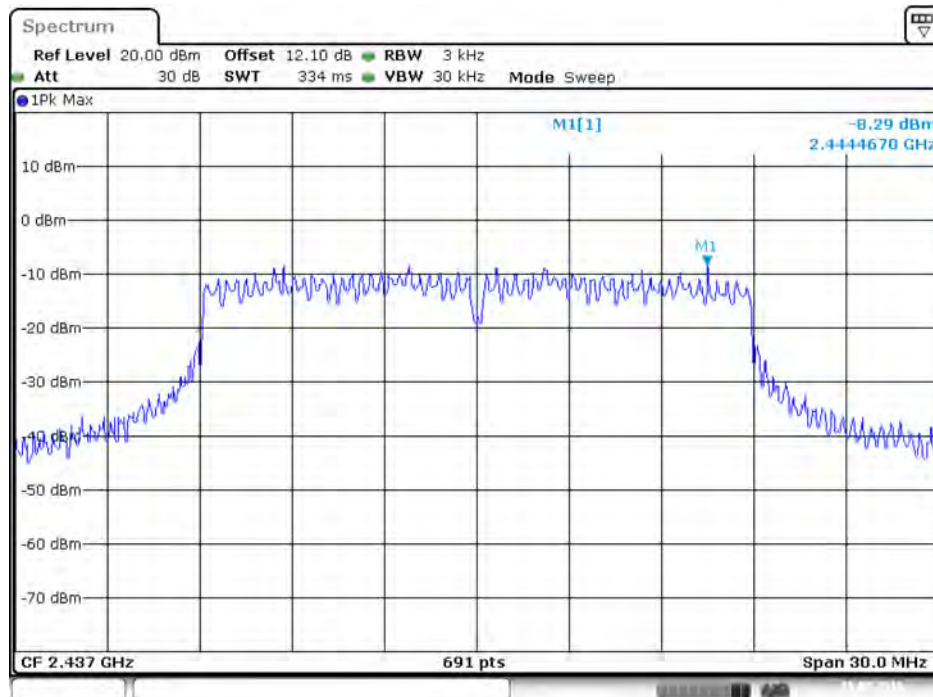
Date: 15.MAY.2016 12:22:44

Power Density Plot on Configuration IEEE 802.11ac MCS0/Nss1 VHT20 / 2437 MHz / Chain 1



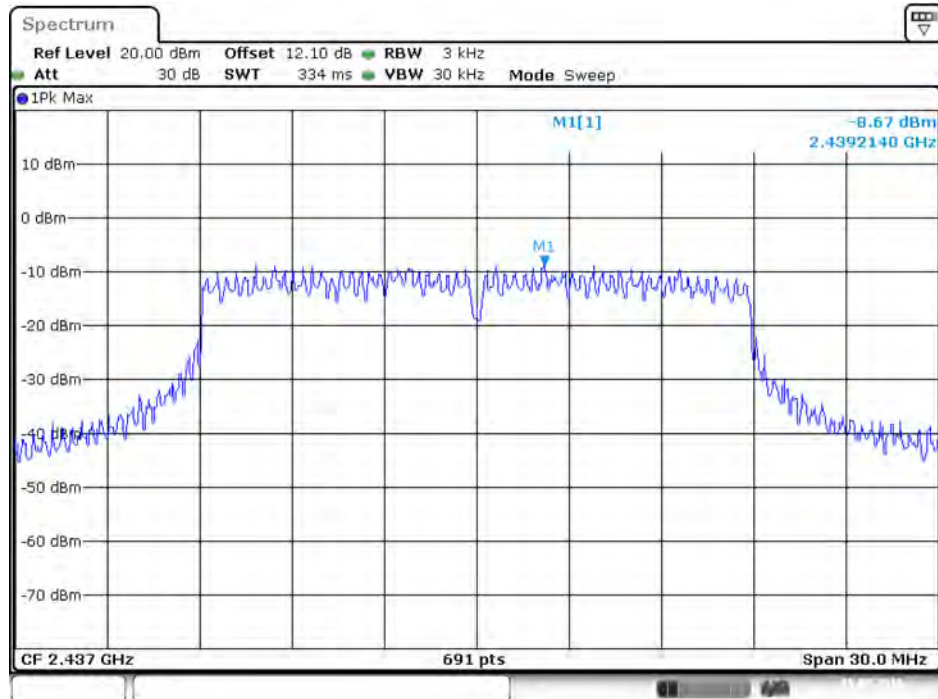
Date: 15.MAY.2016 12:31:16

Power Density Plot on Configuration IEEE 802.11ac MCS0/Nss1 VHT20 / 2437 MHz / Chain 2



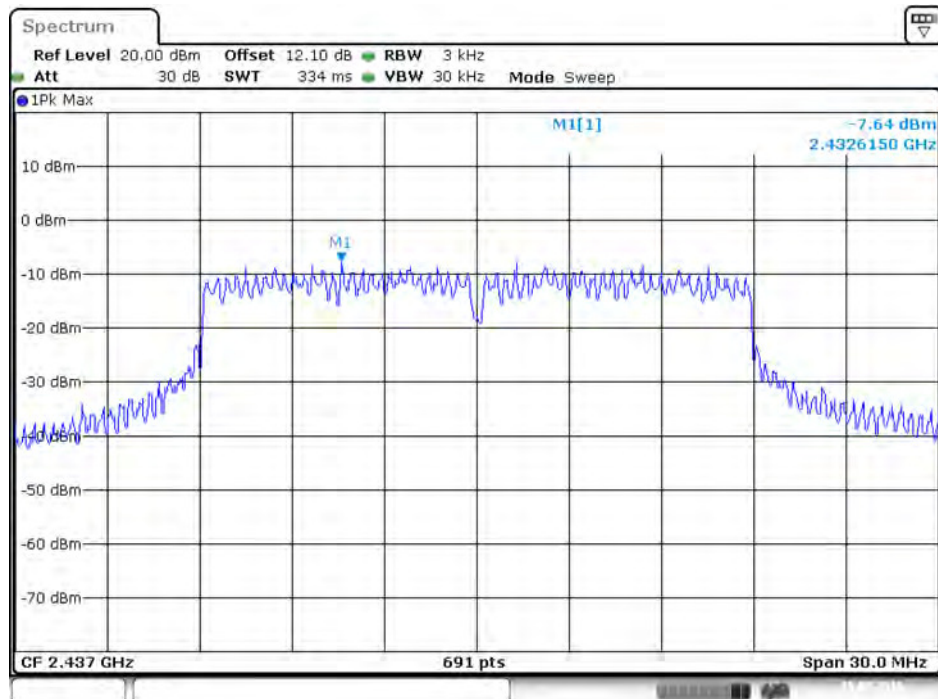
Date: 15.MAY.2016 12:31:39

Power Density Plot on Configuration IEEE 802.11ac MCS0/Nss1 VHT20 / 2437 MHz / Chain 3



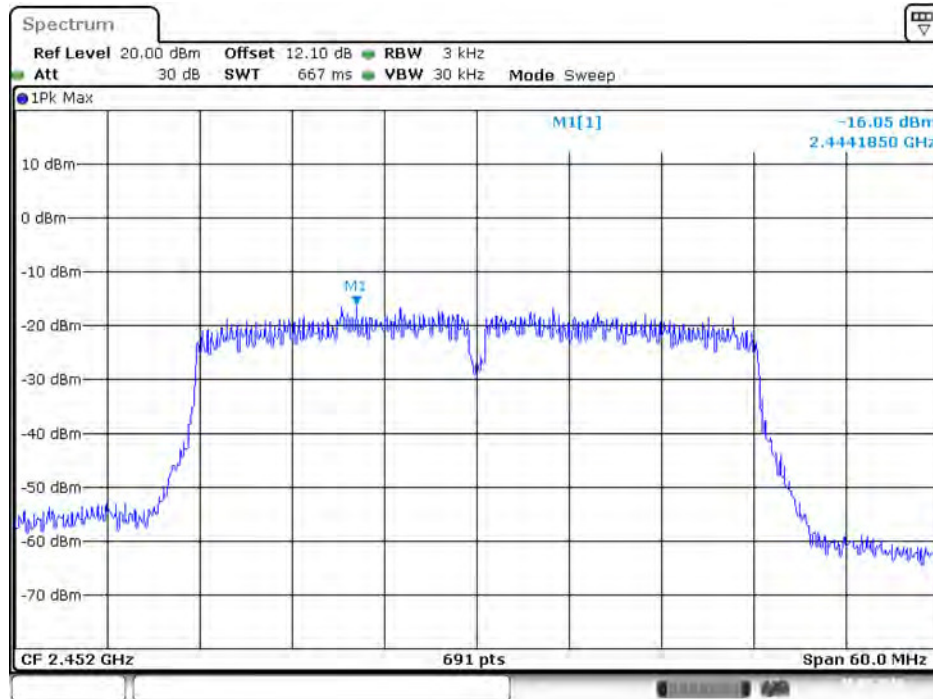
Date: 15.MAY.2016 14:23:57

Power Density Plot on Configuration IEEE 802.11ac MCS0/Nss1 VHT20 / 2437 MHz / Chain 4



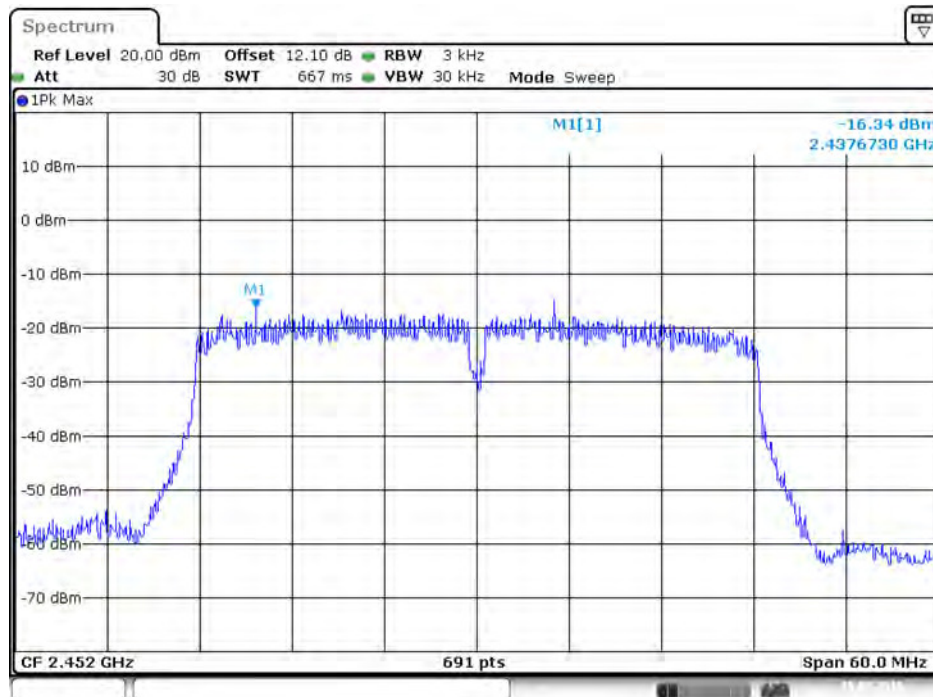
Date: 15.MAY.2016 12:32:34

Power Density Plot on Configuration IEEE 802.11ac MCS0/Nss1 VHT40 / 2452 MHz / Chain 1



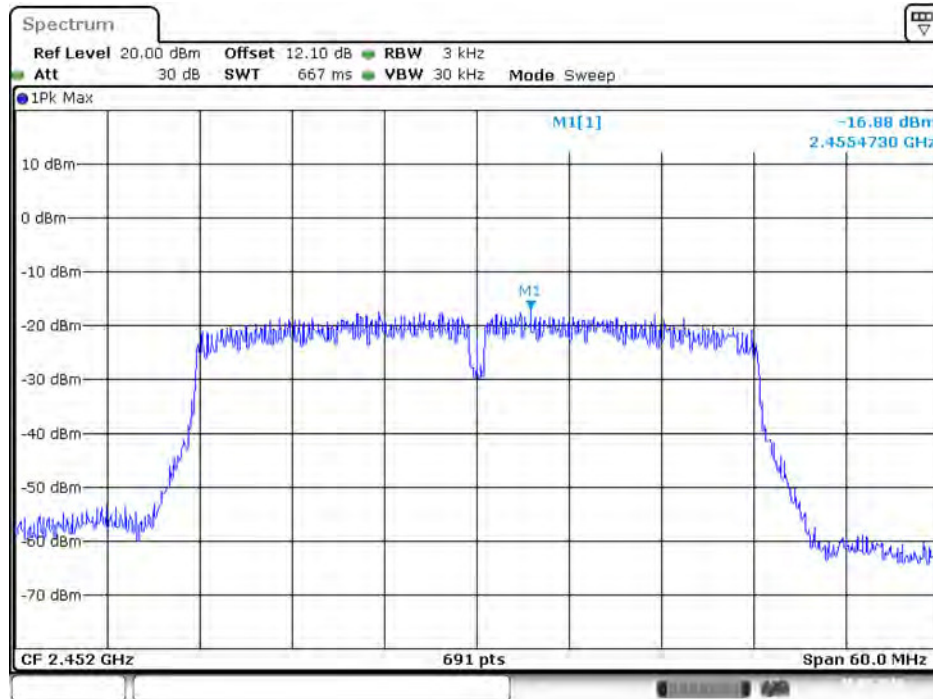
Date: 15.MAY.2016 12:41:24

Power Density Plot on Configuration IEEE 802.11ac MCS0/Nss1 VHT40 / 2452 MHz / Chain 2



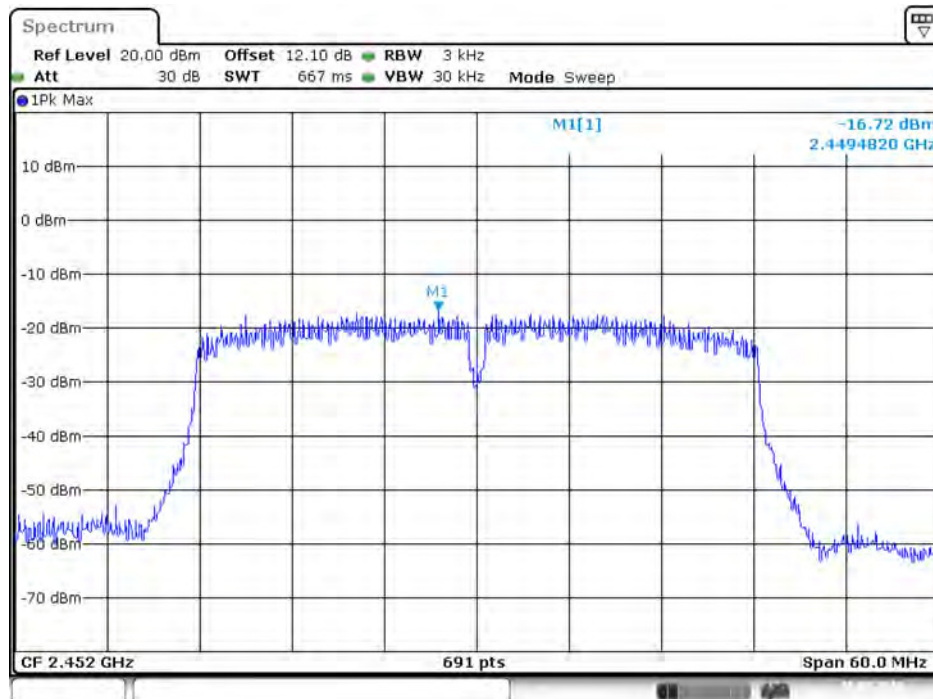
Date: 15.MAY.2016 12:41:47

Power Density Plot on Configuration IEEE 802.11ac MCS0/Nss1 VHT40 / 2452 MHz / Chain 3



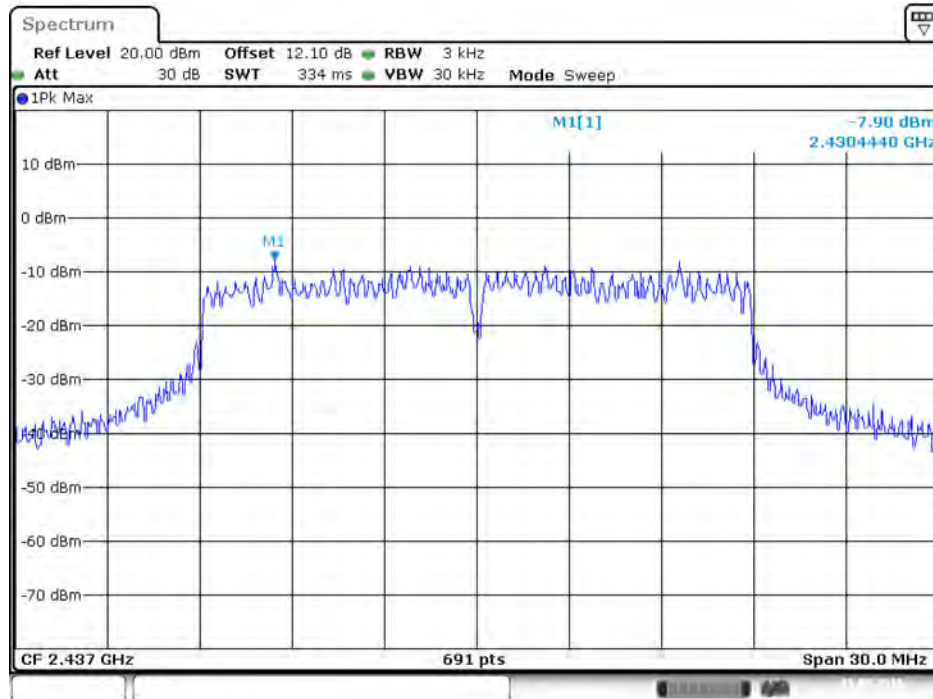
Date: 15.MAY.2016 12:42:33

Power Density Plot on Configuration IEEE 802.11ac MCS0/Nss1 VHT40 / 2452 MHz / Chain 4



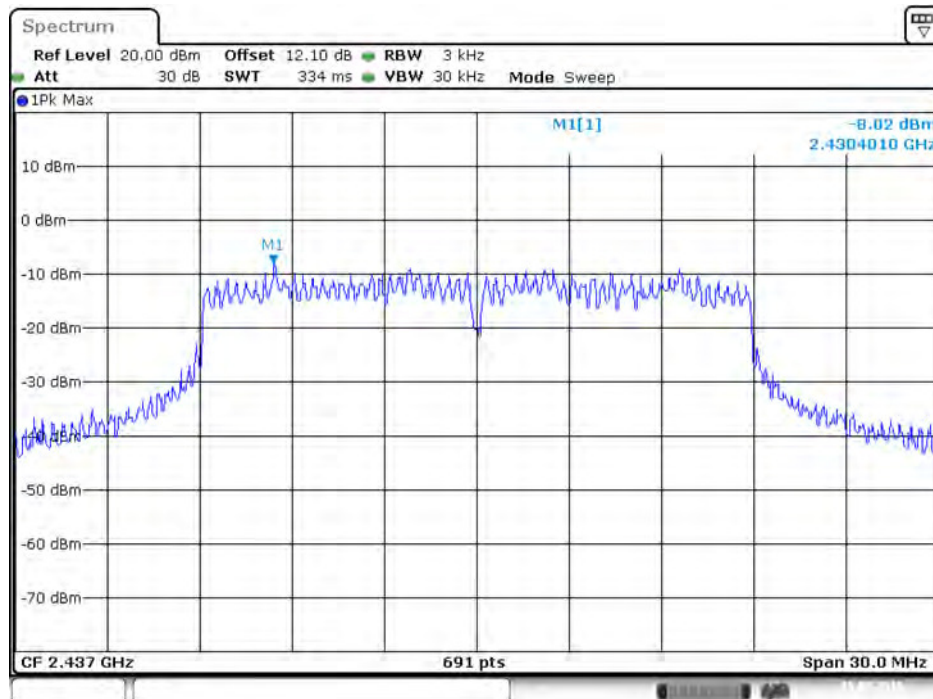
Date: 15.MAY.2016 12:43:01

Power Density Plot on Configuration IEEE 802.11ac MCS0/Nss4 VHT20 / 2437 MHz / Chain 1



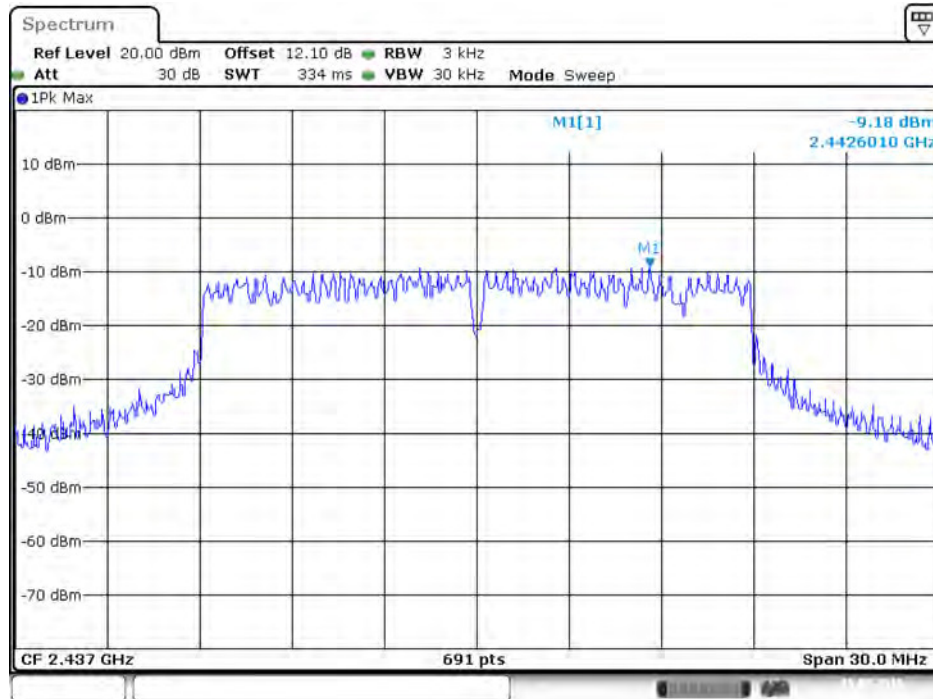
Date: 15.MAY.2016 14:32:15

Power Density Plot on Configuration IEEE 802.11ac MCS0/Nss4 VHT20 / 2437 MHz / Chain 2



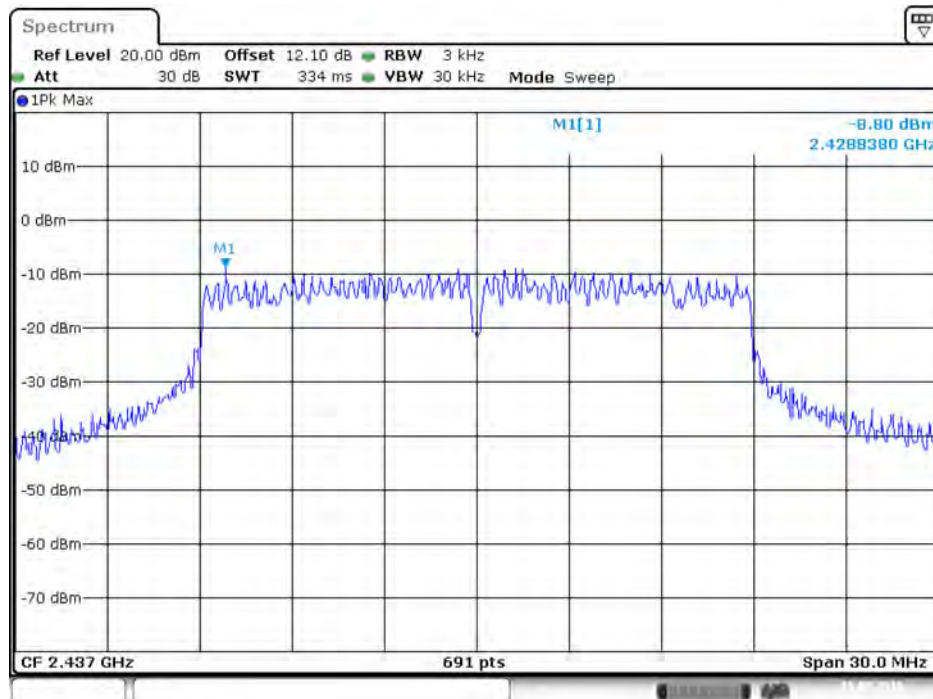
Date: 15.MAY.2016 14:31:57

Power Density Plot on Configuration IEEE 802.11ac MCS0/Nss4 VHT20 / 2437 MHz / Chain 3



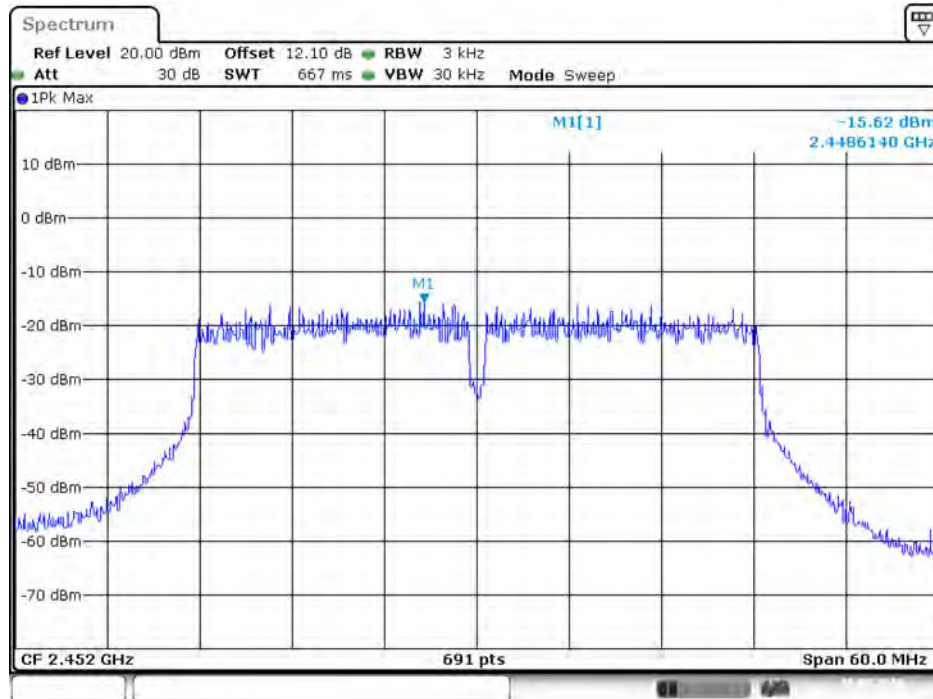
Date: 15.MAY.2016 14:31:37

Power Density Plot on Configuration IEEE 802.11ac MCS0/Nss4 VHT20 / 2437 MHz / Chain 4



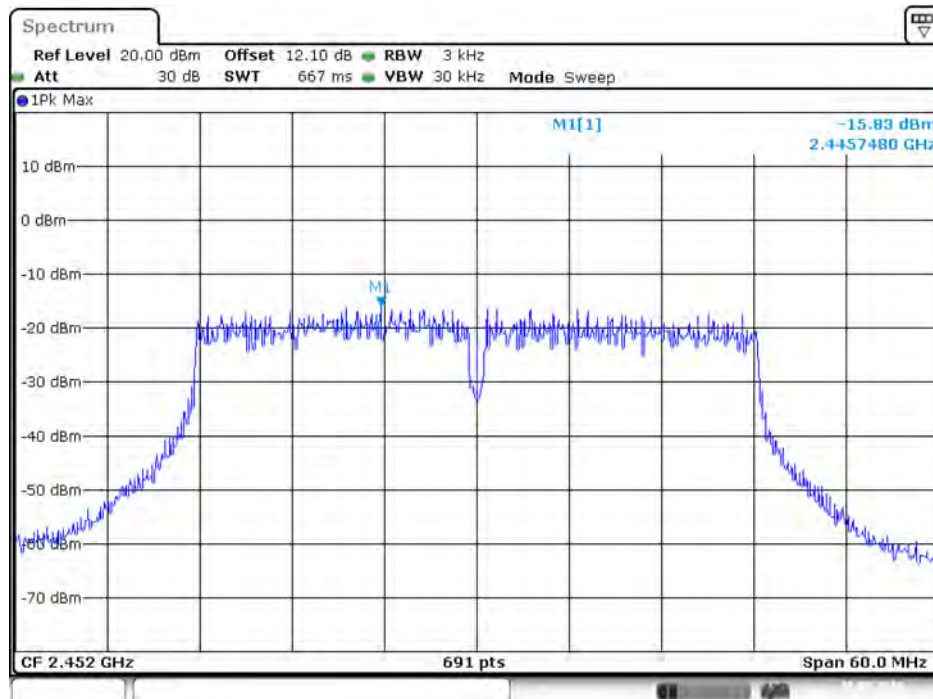
Date: 15.MAY.2016 14:31:13

Power Density Plot on Configuration IEEE 802.11ac MCS0/Nss4 VHT40 / 2452 MHz / Chain 1



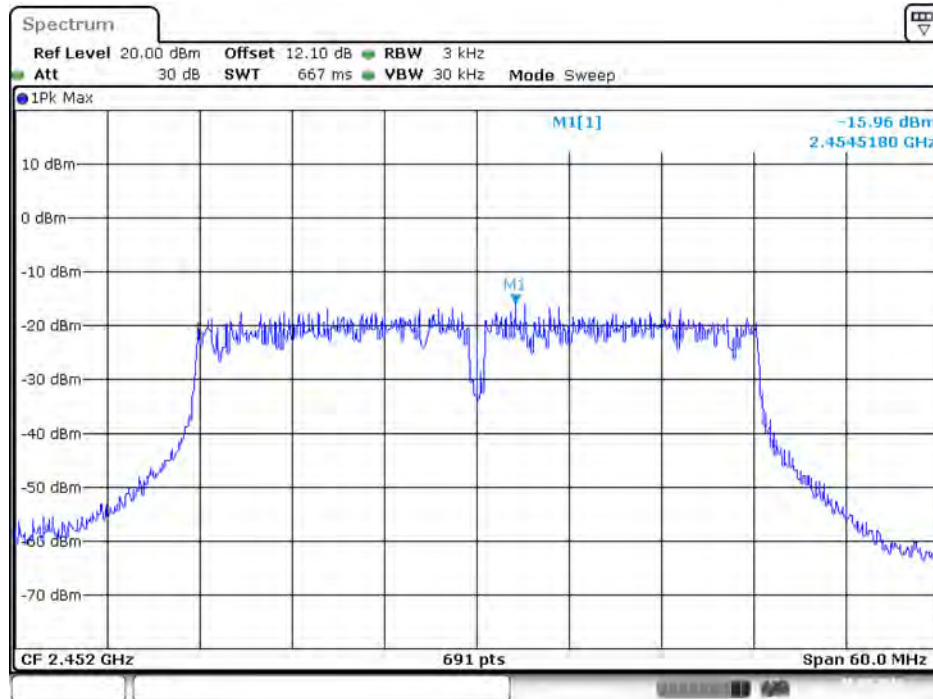
Date: 15.MAY.2016 14:40:18

Power Density Plot on Configuration IEEE 802.11ac MCS0/Nss4 VHT40 / 2452 MHz / Chain 2



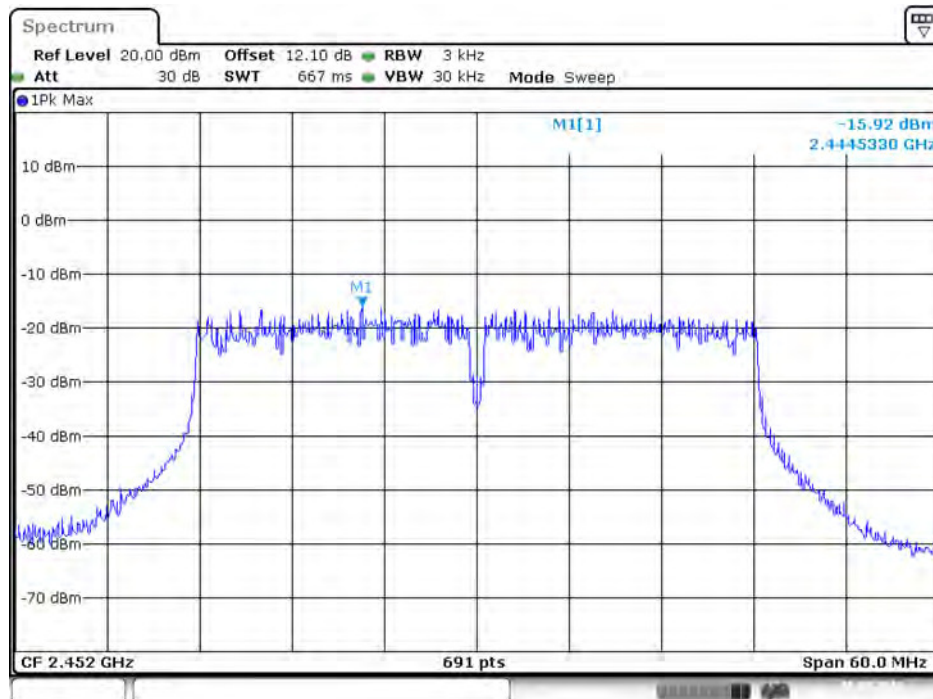
Date: 15.MAY.2016 14:39:53

Power Density Plot on Configuration IEEE 802.11ac MCS0/Nss4 VHT40 / 2452 MHz / Chain 3



Date: 15.MAY.2016 14:39:36

Power Density Plot on Configuration IEEE 802.11ac MCS0/Nss4 VHT40 / 2452 MHz / Chain 4



Date: 15.MAY.2016 14:39:11

For Mode 4:

Power Density Plot on Configuration IEEE 802.11b / 2437 MHz / Chain 1



Date: 17.MAY.2016 16:13:37

Power Density Plot on Configuration IEEE 802.11b / 2437 MHz / Chain 2



Date: 17.MAY.2016 16:12:49

Power Density Plot on Configuration IEEE 802.11b / 2437 MHz / Chain 3



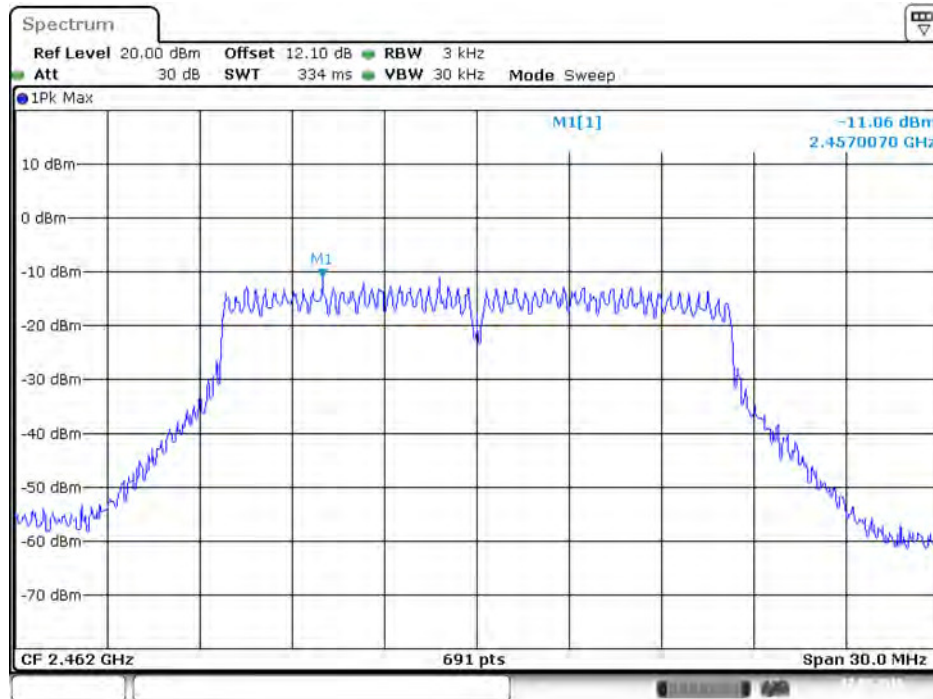
Date: 17.MAY.2016 16:11:19

Power Density Plot on Configuration IEEE 802.11b / 2437 MHz / Chain 4



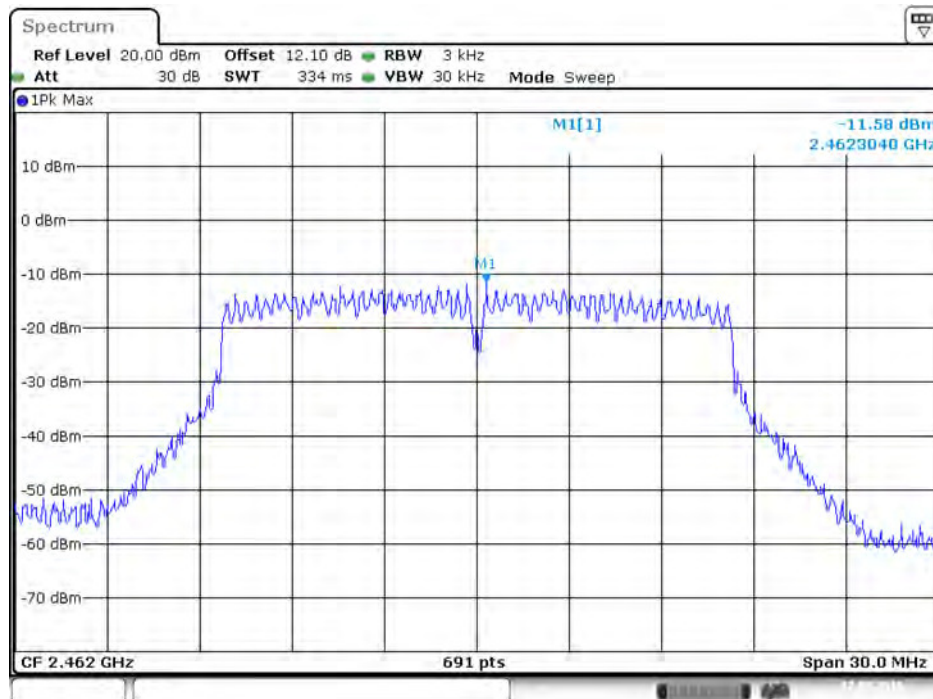
Date: 17.MAY.2016 16:10:07

Power Density Plot on Configuration IEEE 802.11g / 2462 MHz / Chain 1



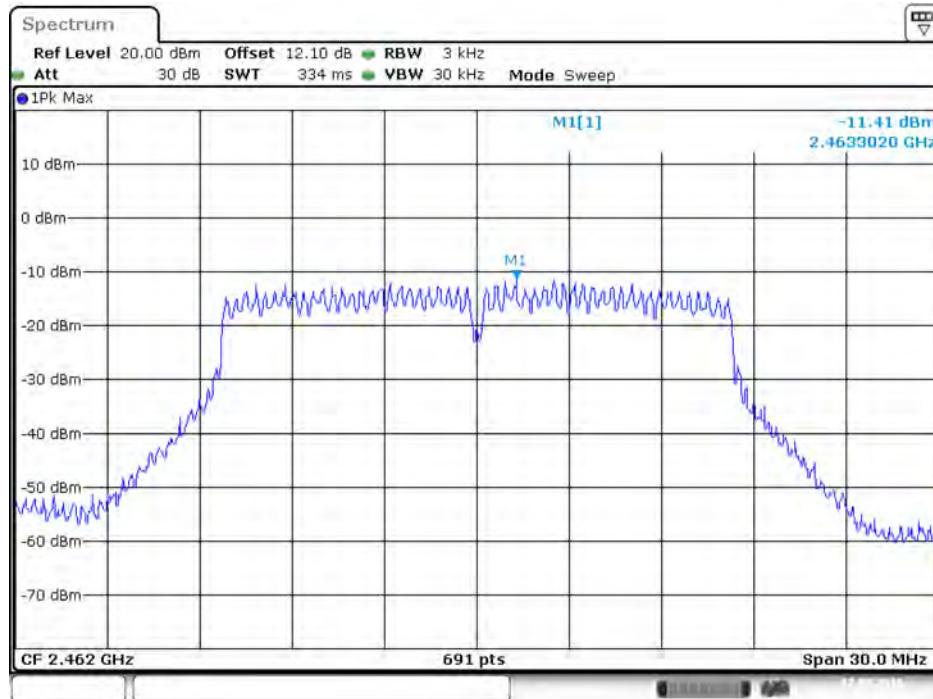
Date: 17.MAY.2016 16:22:06

Power Density Plot on Configuration IEEE 802.11g / 2462 MHz / Chain 2



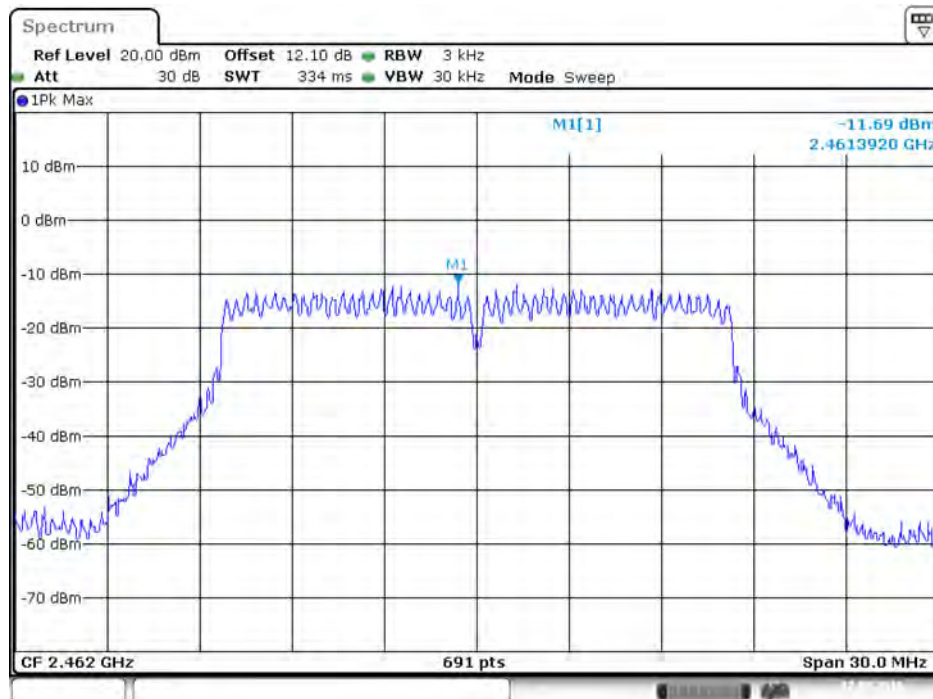
Date: 17.MAY.2016 16:22:25

Power Density Plot on Configuration IEEE 802.11g / 2462 MHz / Chain 3



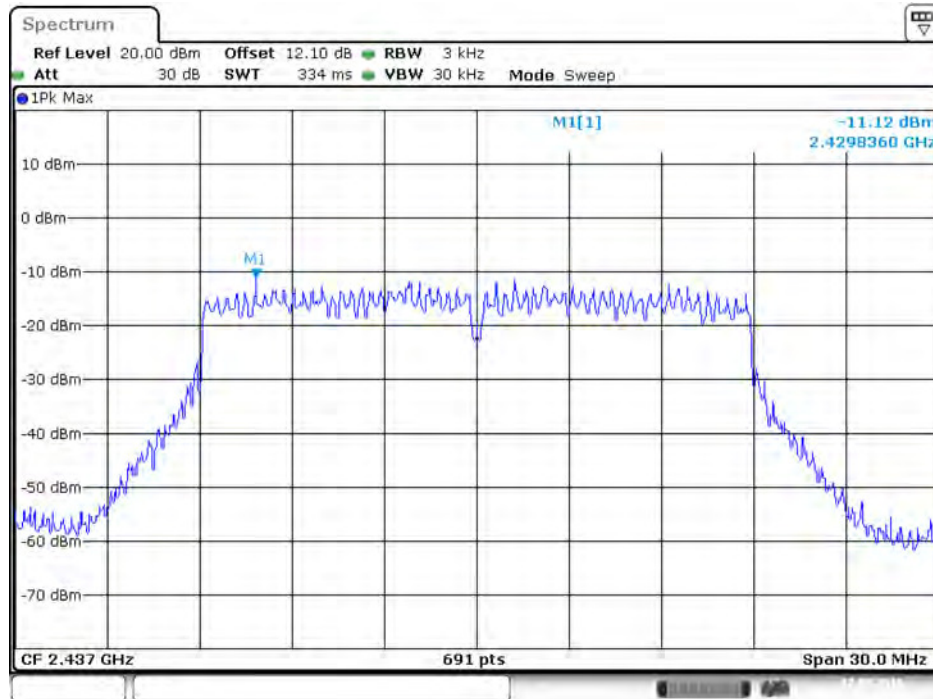
Date: 17.MAY.2016 16:22:58

Power Density Plot on Configuration IEEE 802.11g / 2462 MHz / Chain 4



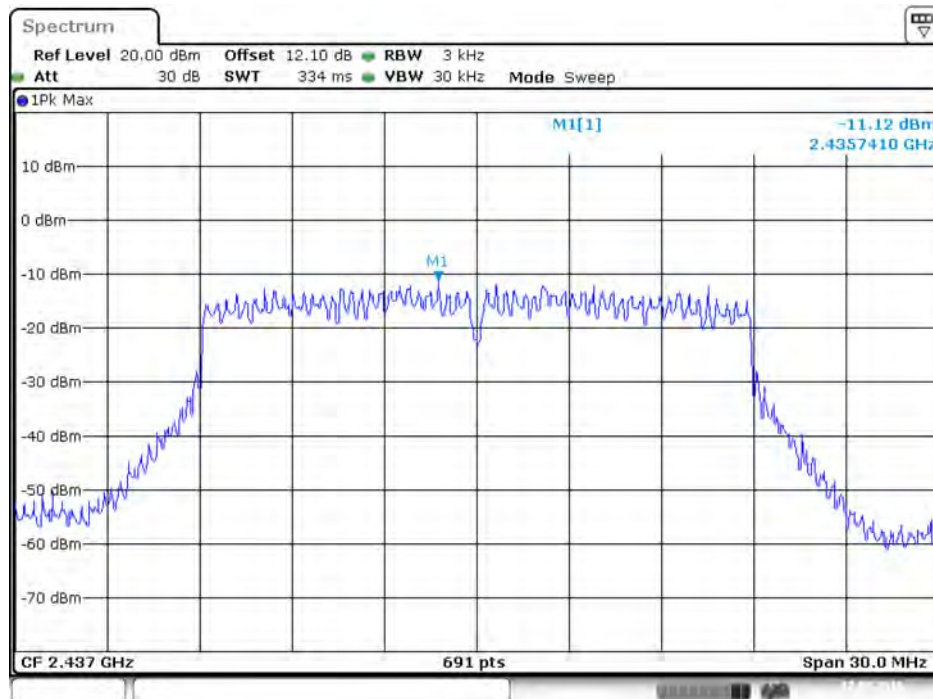
Date: 17.MAY.2016 16:23:21

Power Density Plot on Configuration IEEE 802.11ac MCS0/Nss1 VHT20 / 2437 MHz / Chain 1



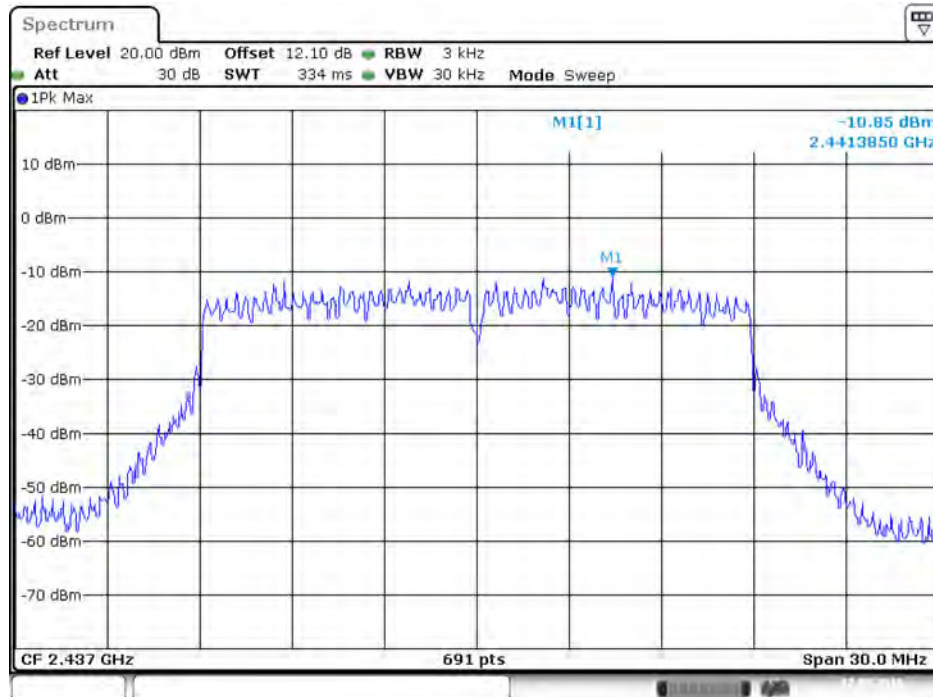
Date: 17.MAY.2016 16:26:53

Power Density Plot on Configuration IEEE 802.11ac MCS0/Nss1 VHT20 / 2437 MHz / Chain 2



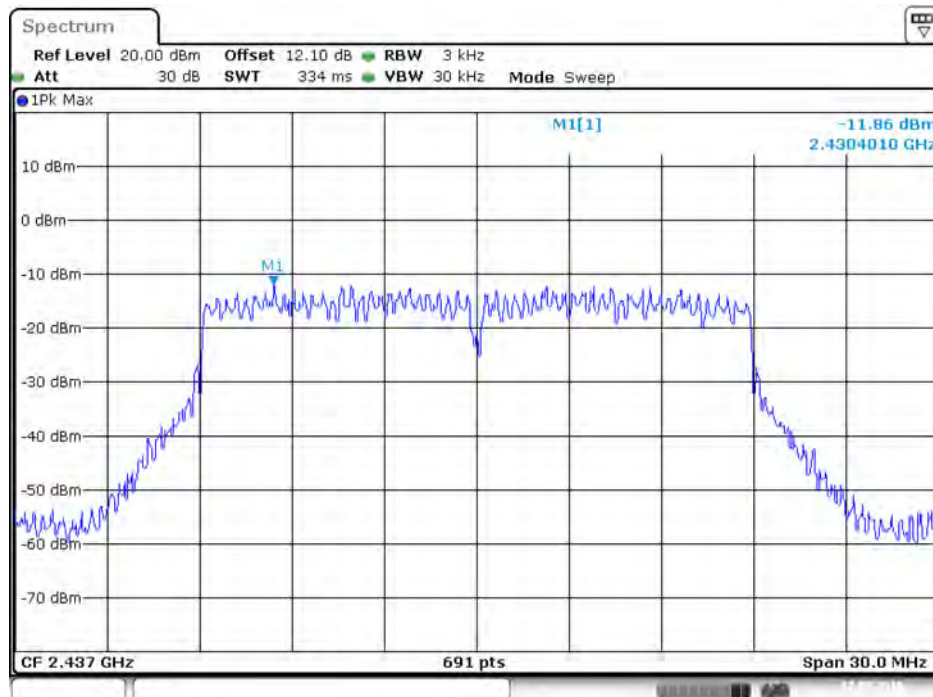
Date: 17.MAY.2016 16:27:12

Power Density Plot on Configuration IEEE 802.11ac MCS0/Nss1 VHT20 / 2437 MHz / Chain 3



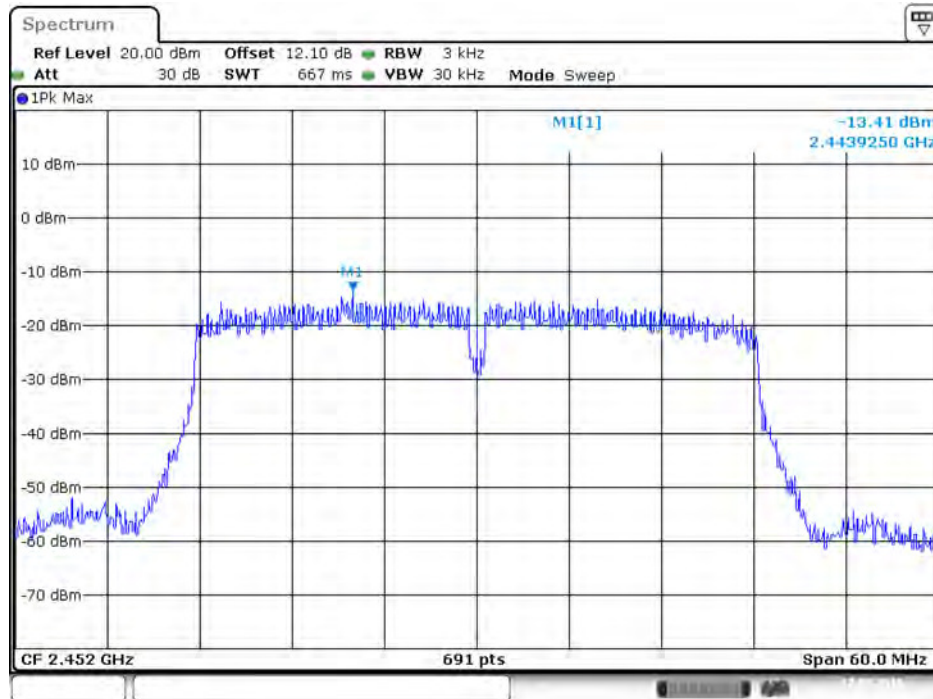
Date: 17.MAY.2016 16:27:30

Power Density Plot on Configuration IEEE 802.11ac MCS0/Nss1 VHT20 / 2437 MHz / Chain 4



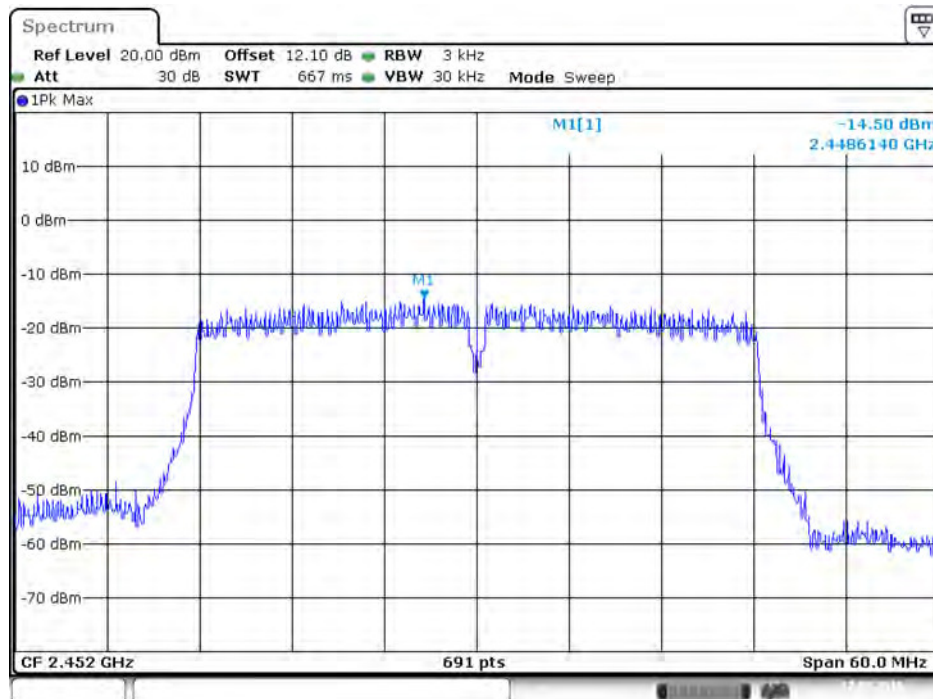
Date: 17.MAY.2016 16:27:46

Power Density Plot on Configuration IEEE 802.11ac MCS0/Nss1 VHT40 / 2452 MHz / Chain 1



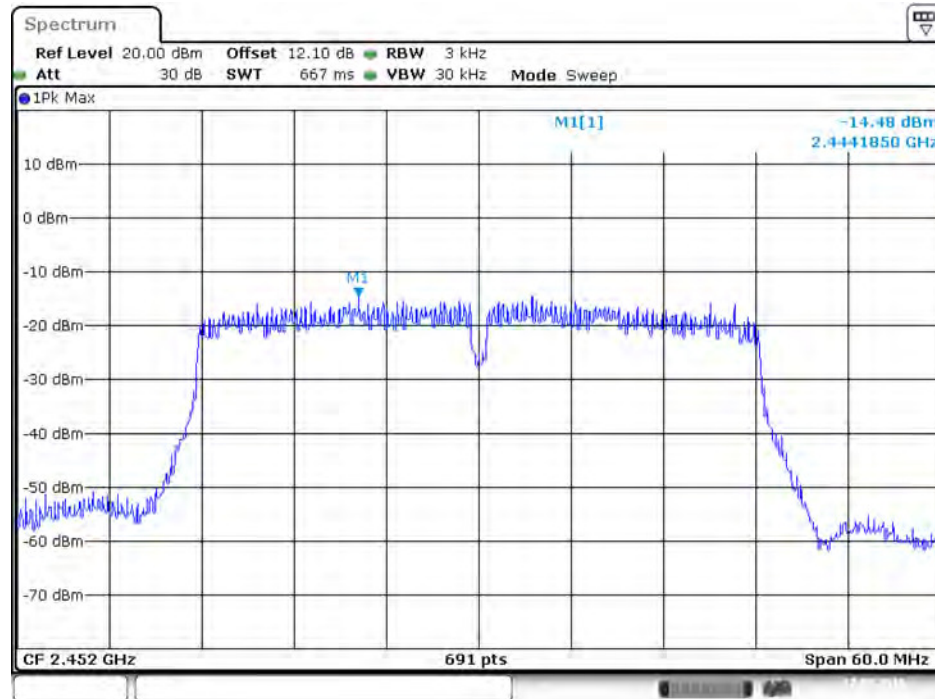
Date: 17.MAY.2016 16:38:09

Power Density Plot on Configuration IEEE 802.11ac MCS0/Nss1 VHT40 / 2452 MHz / Chain 2



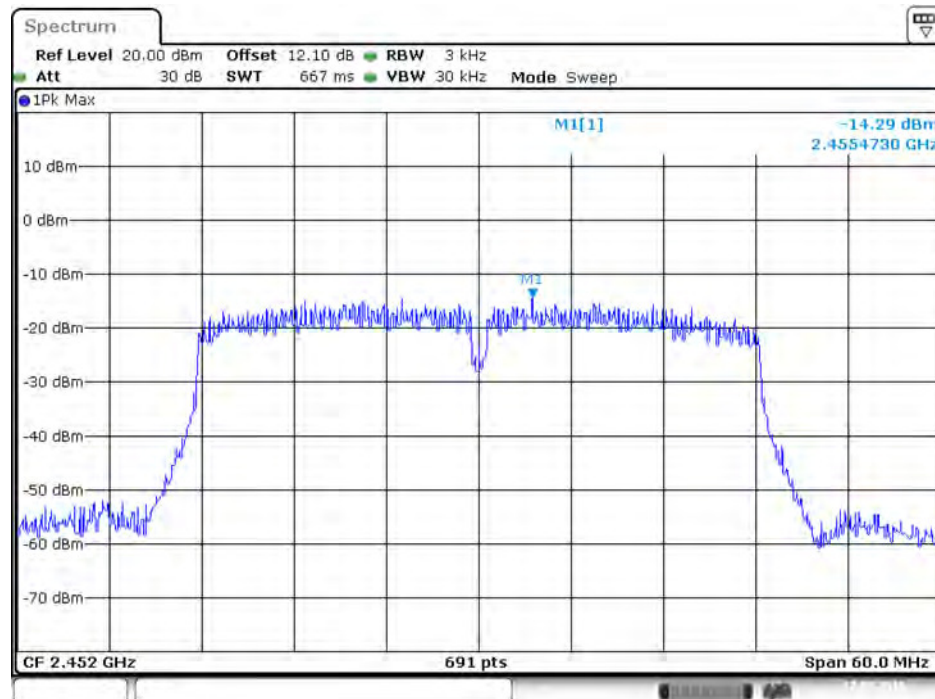
Date: 17.MAY.2016 16:38:27

Power Density Plot on Configuration IEEE 802.11ac MCS0/Nss1 VHT40 / 2452 MHz / Chain 3



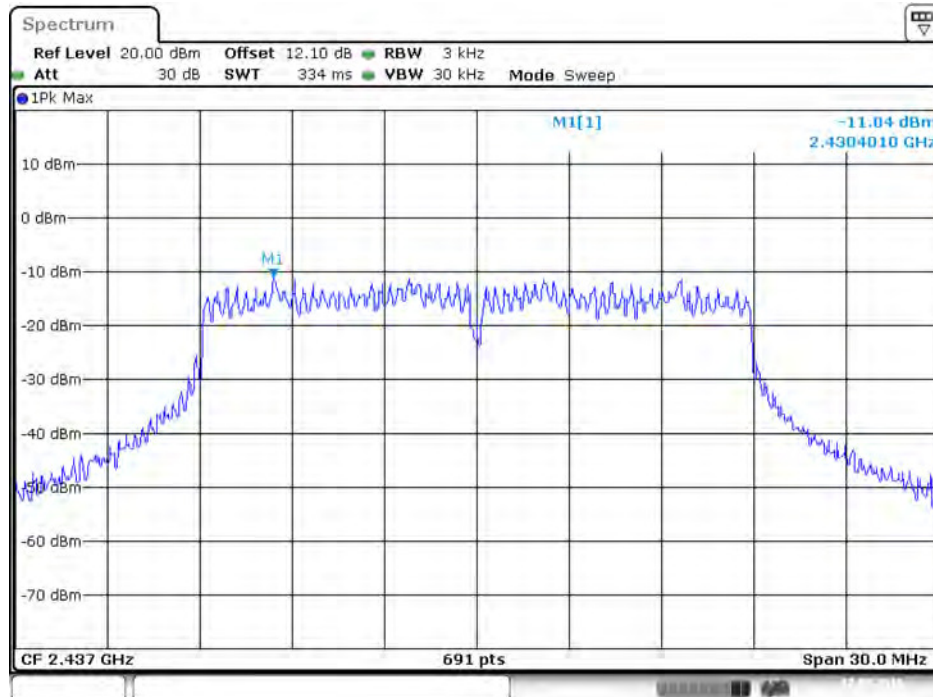
Date: 17.MAY.2016 16:38:46

Power Density Plot on Configuration IEEE 802.11ac MCS0/Nss1 VHT40 / 2452 MHz / Chain 4



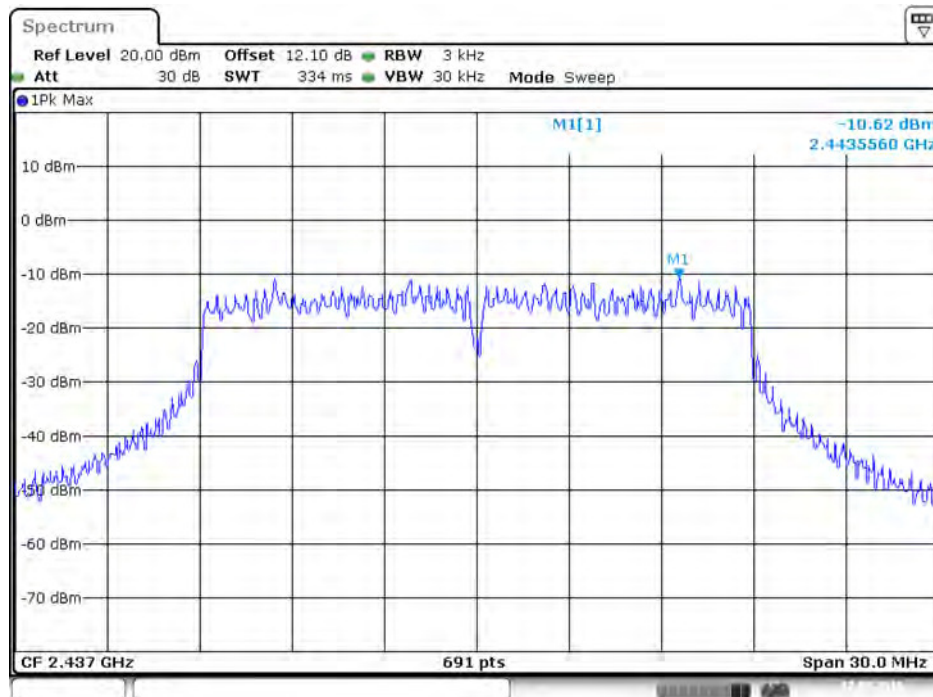
Date: 17.MAY.2016 16:39:05

Power Density Plot on Configuration IEEE 802.11ac MCS0/Nss4 VHT20 / 2437 MHz / Chain 1



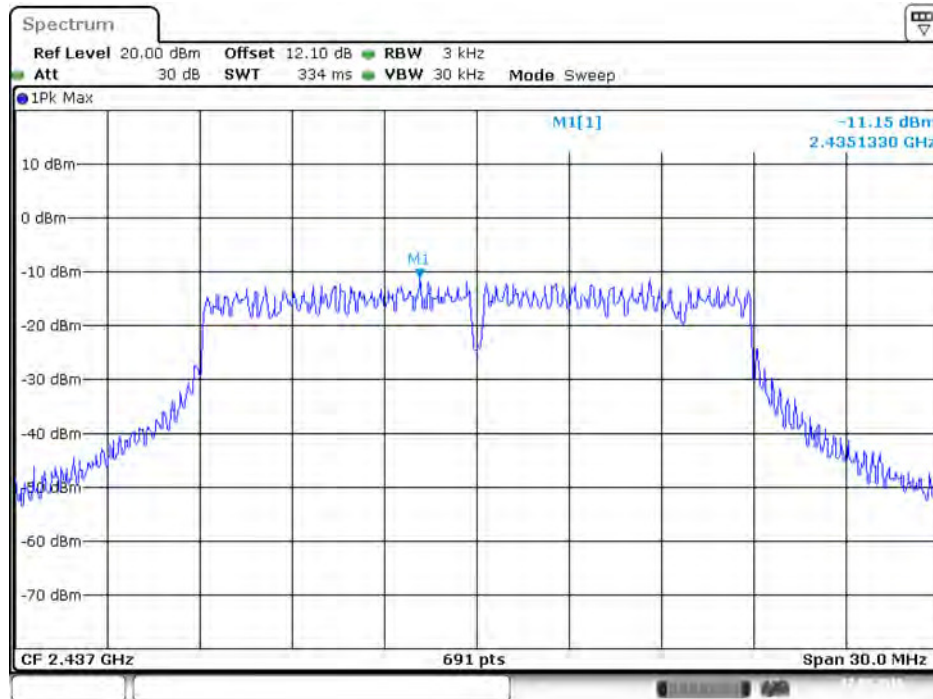
Date: 17.MAY.2016 16:54:34

Power Density Plot on Configuration IEEE 802.11ac MCS0/Nss4 VHT20 / 2437 MHz / Chain 2



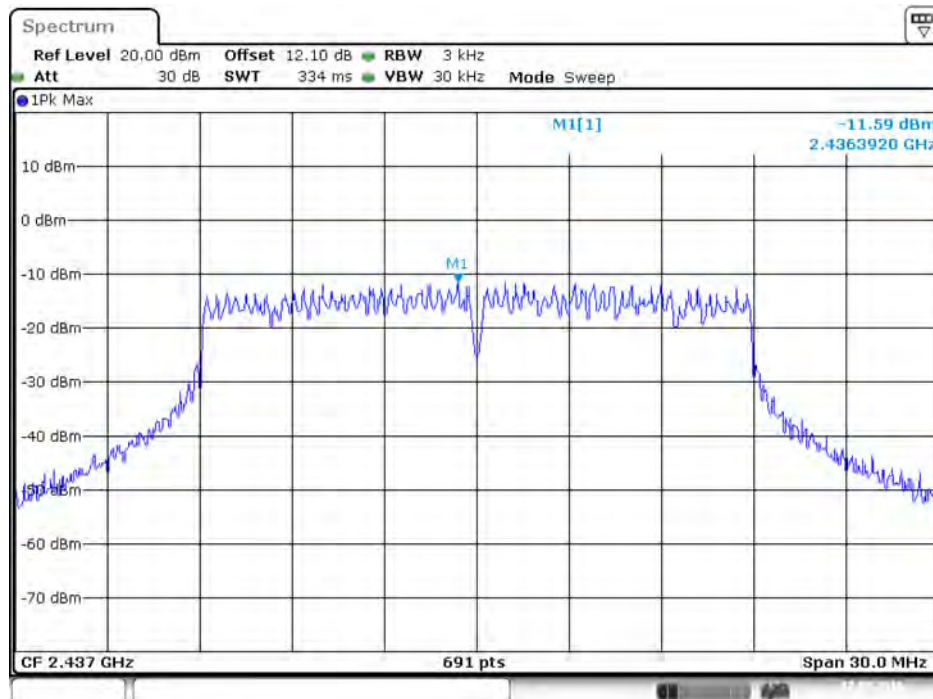
Date: 17.MAY.2016 16:54:55

Power Density Plot on Configuration IEEE 802.11ac MCS0/Nss4 VHT20 / 2437 MHz / Chain 3



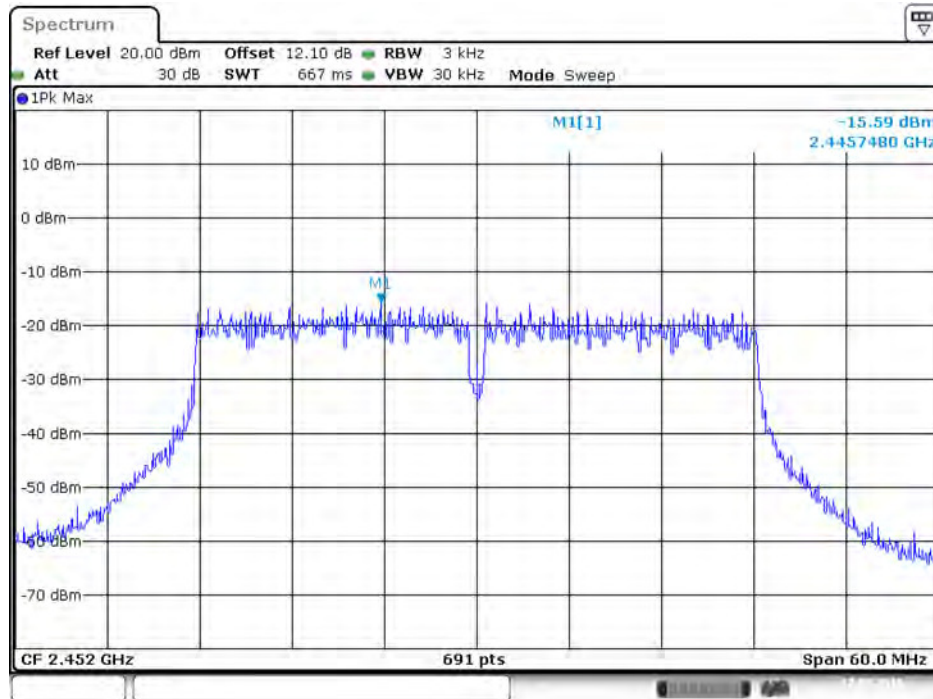
Date: 17.MAY.2016 16:55:18

Power Density Plot on Configuration IEEE 802.11ac MCS0/Nss4 VHT20 / 2437 MHz / Chain 4



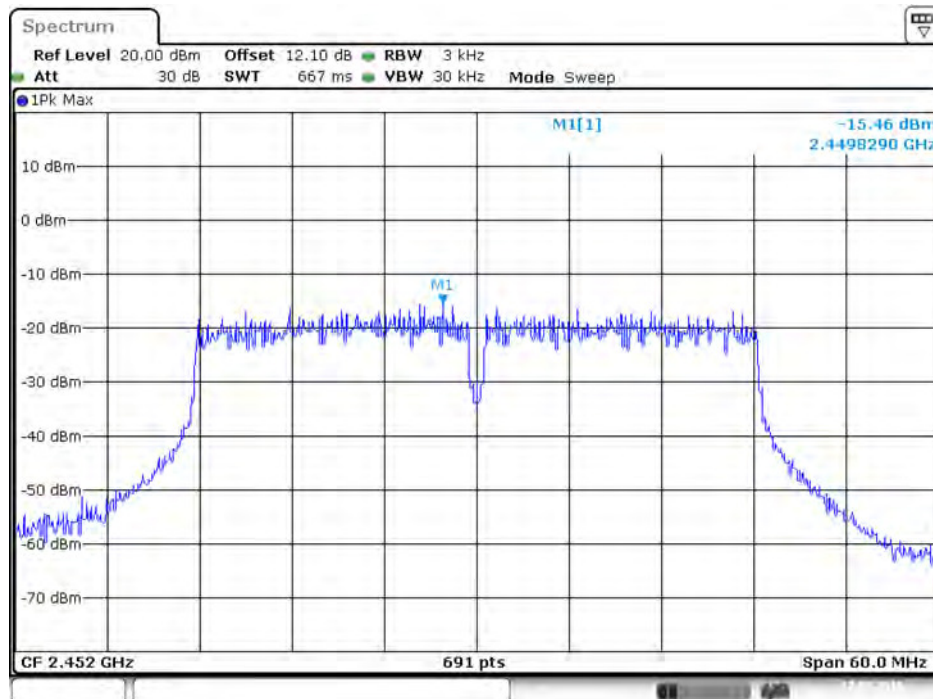
Date: 17.MAY.2016 16:55:35

Power Density Plot on Configuration IEEE 802.11ac MCS0/Nss4 VHT40 / 2452 MHz / Chain 1



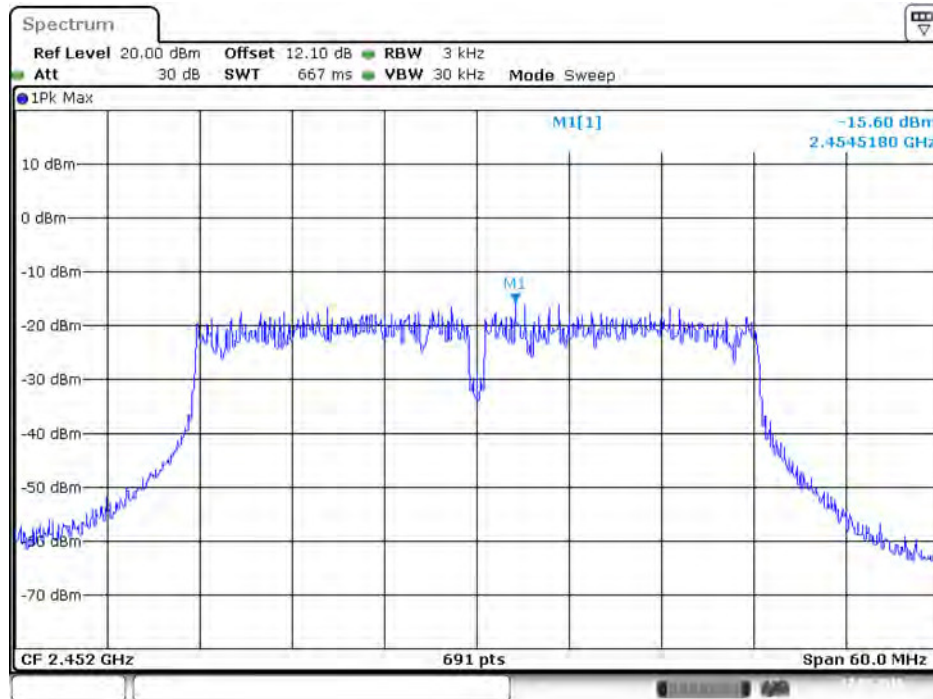
Date: 17.MAY.2016 17:03:51

Power Density Plot on Configuration IEEE 802.11ac MCS0/Nss4 VHT40 / 2452 MHz / Chain 2



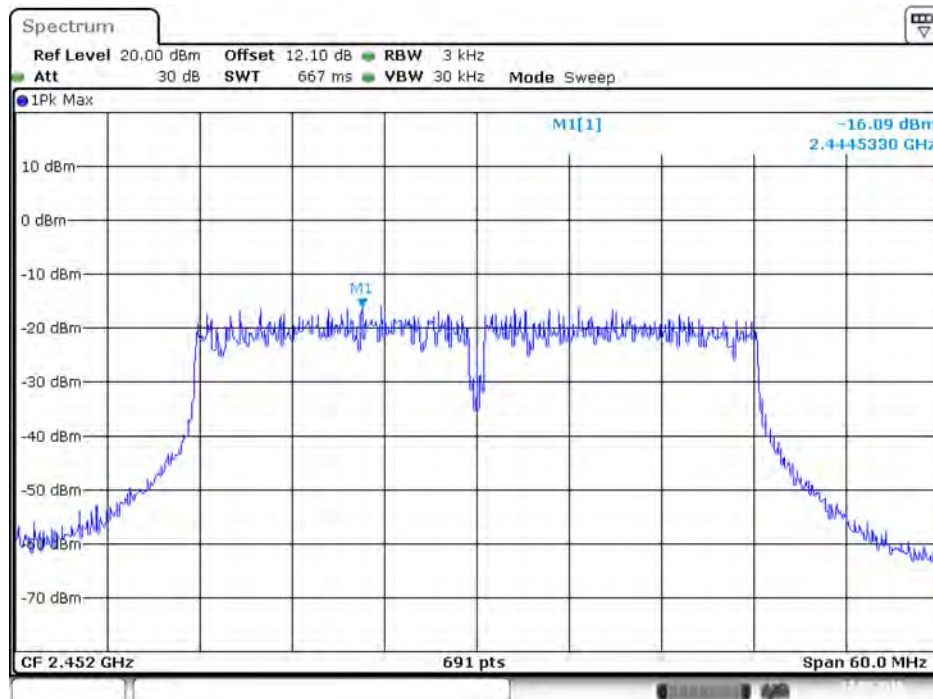
Date: 17.MAY.2016 17:04:08

Power Density Plot on Configuration IEEE 802.11ac MCS0/Nss4 VHT40 / 2452 MHz / Chain 3



Date: 17.MAY.2016 17:04:32

Power Density Plot on Configuration IEEE 802.11ac MCS0/Nss4 VHT40 / 2452 MHz / Chain 4

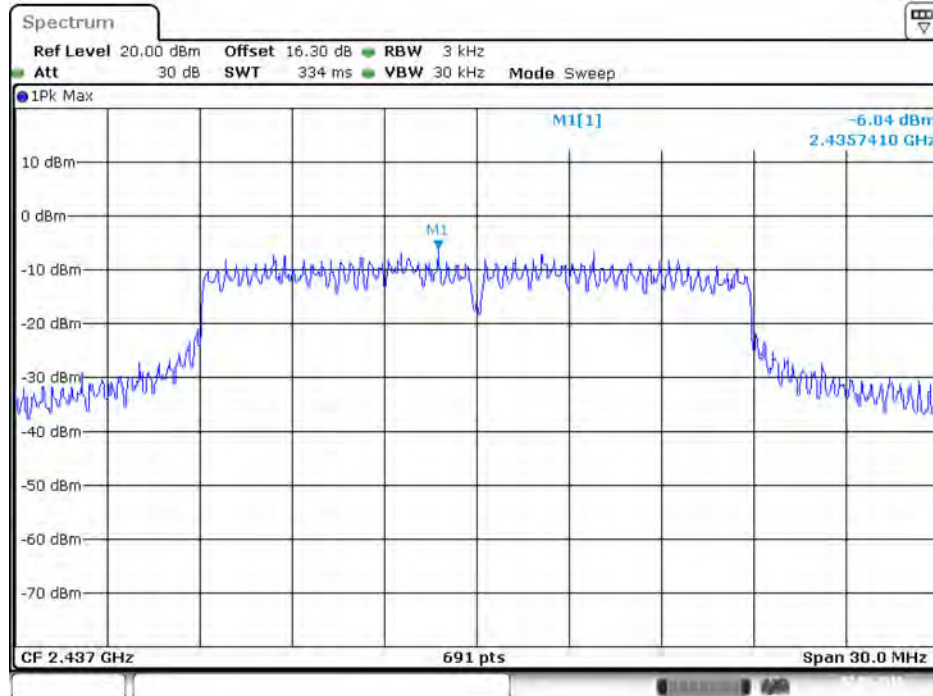


Date: 17.MAY.2016 17:04:49

<For Radio 1 Beamforming Mode>

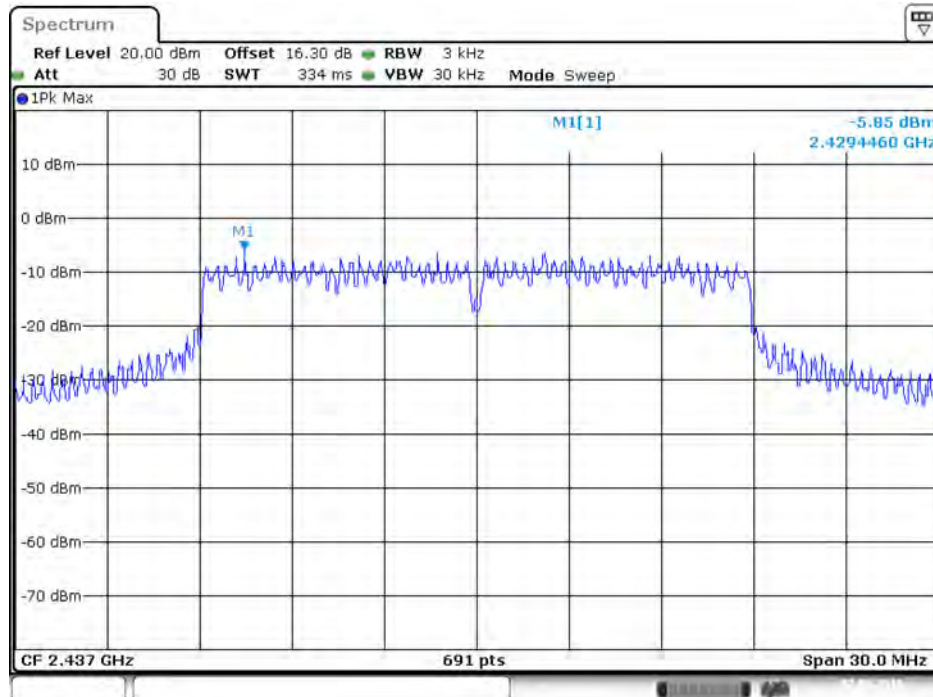
For Mode 1:

Power Density Plot on Configuration IEEE 802.11ac MCS0/Nss1 VHT20 / 2437 MHz / Chain 1



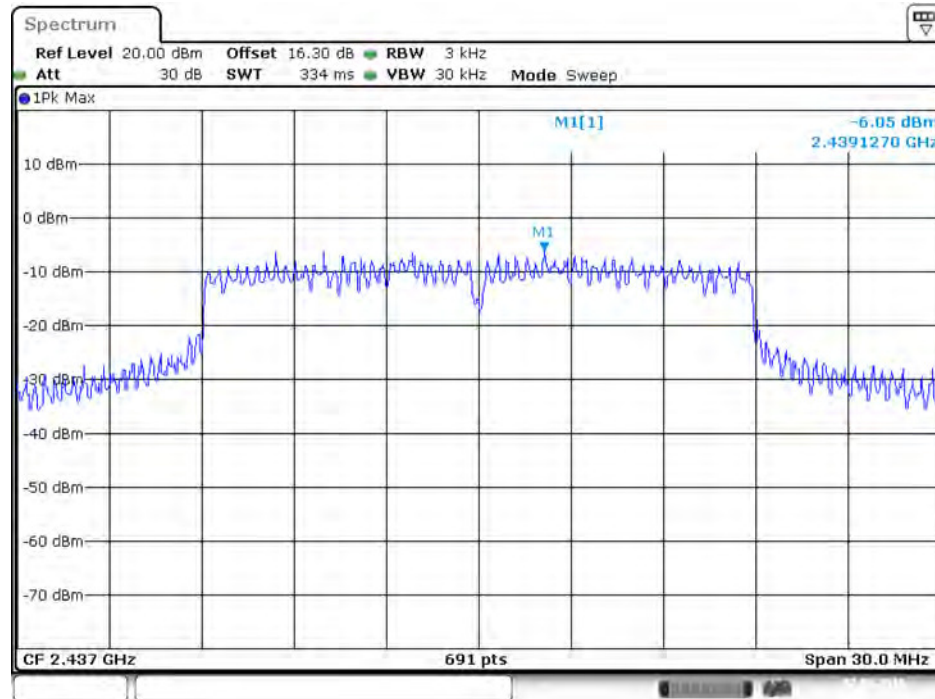
Date: 2 JUN 2016 14:46:03

Power Density Plot on Configuration IEEE 802.11ac MCS0/Nss1 VHT20 / 2437 MHz / Chain 2



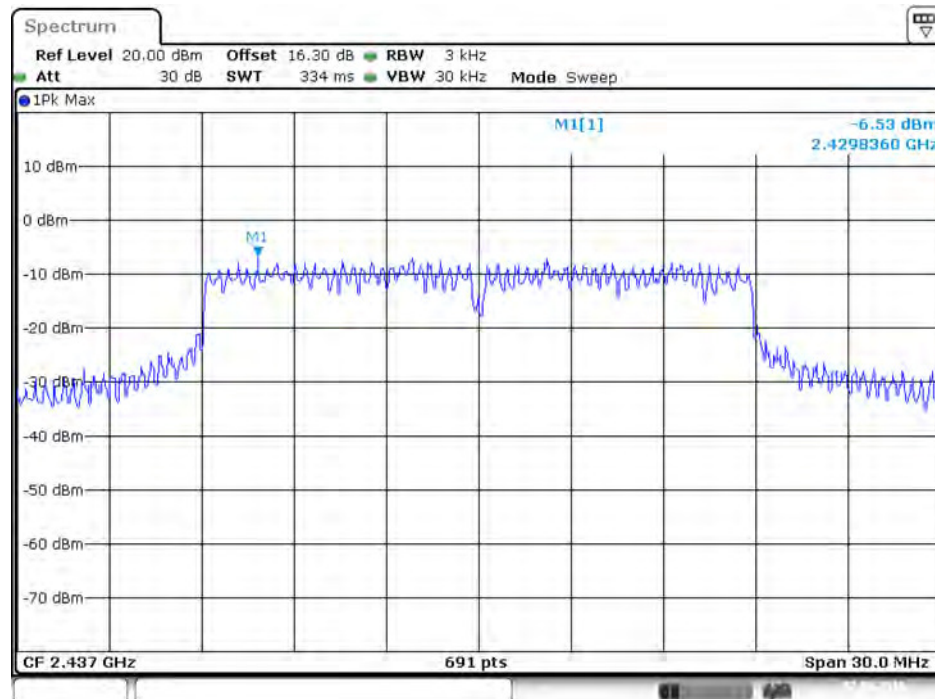
Date: 2 JUN 2016 14:45:47

Power Density Plot on Configuration IEEE 802.11ac MCS0/Nss1 VHT20 / 2437 MHz / Chain 3



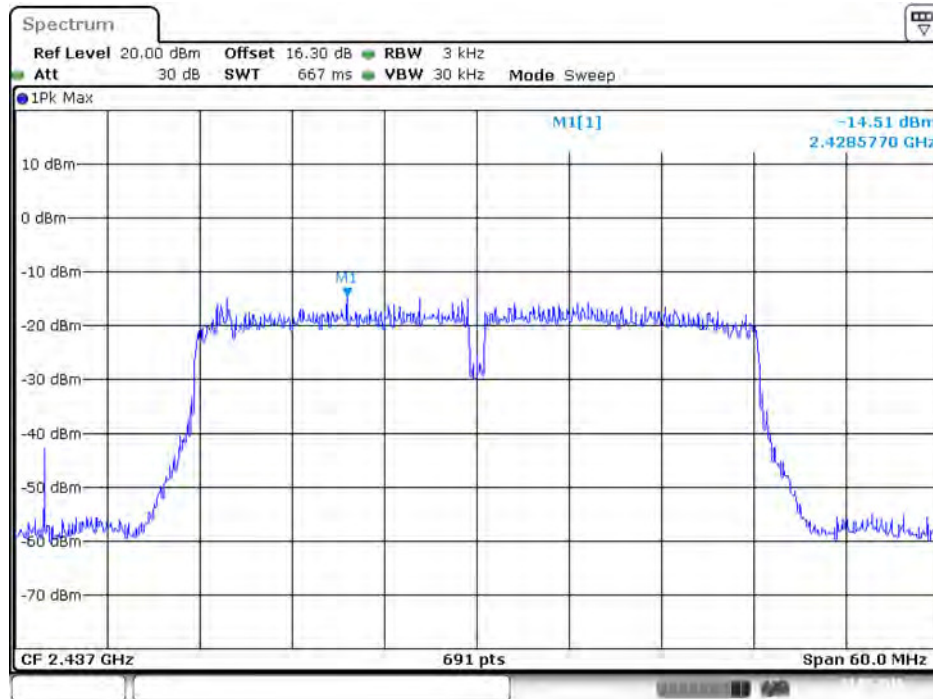
Date: 2 JUN 2016 14:45:23

Power Density Plot on Configuration IEEE 802.11ac MCS0/Nss1 VHT20 / 2437 MHz / Chain 4



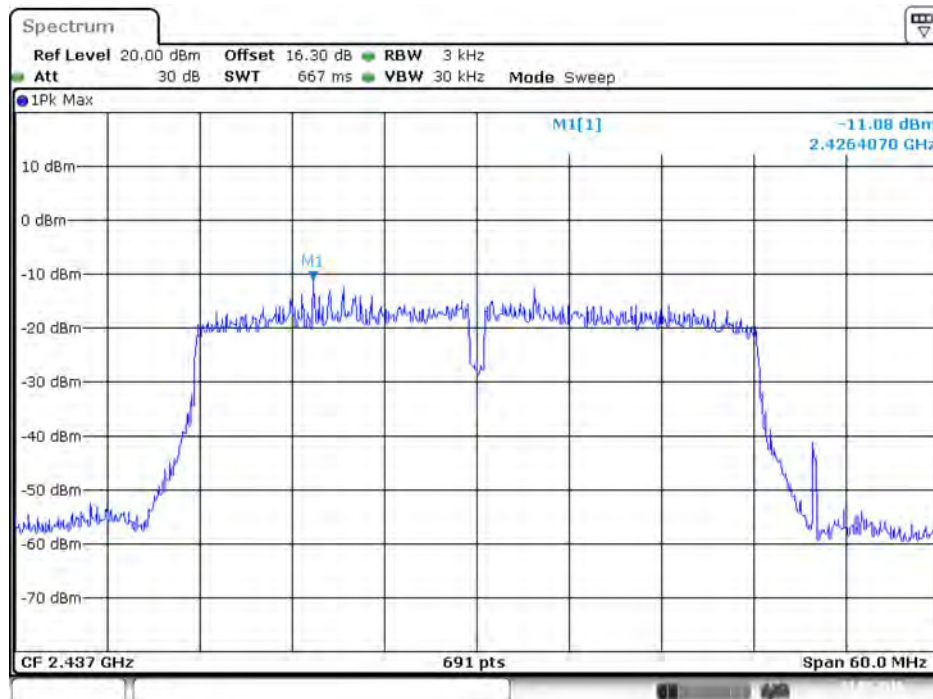
Date: 2 JUN 2016 14:45:02

Power Density Plot on Configuration IEEE 802.11ac MCS0/Nss1 VHT40 / 2437 MHz / Chain 1



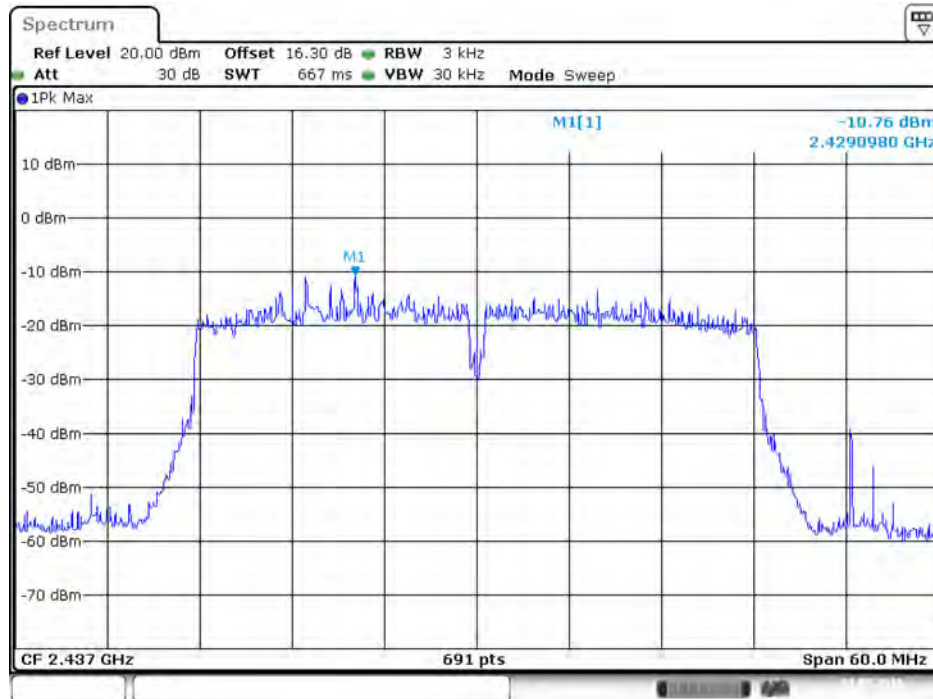
Date: 21.MAY.2016 09:00:49

Power Density Plot on Configuration IEEE 802.11ac MCS0/Nss1 VHT40 / 2437 MHz / Chain 2



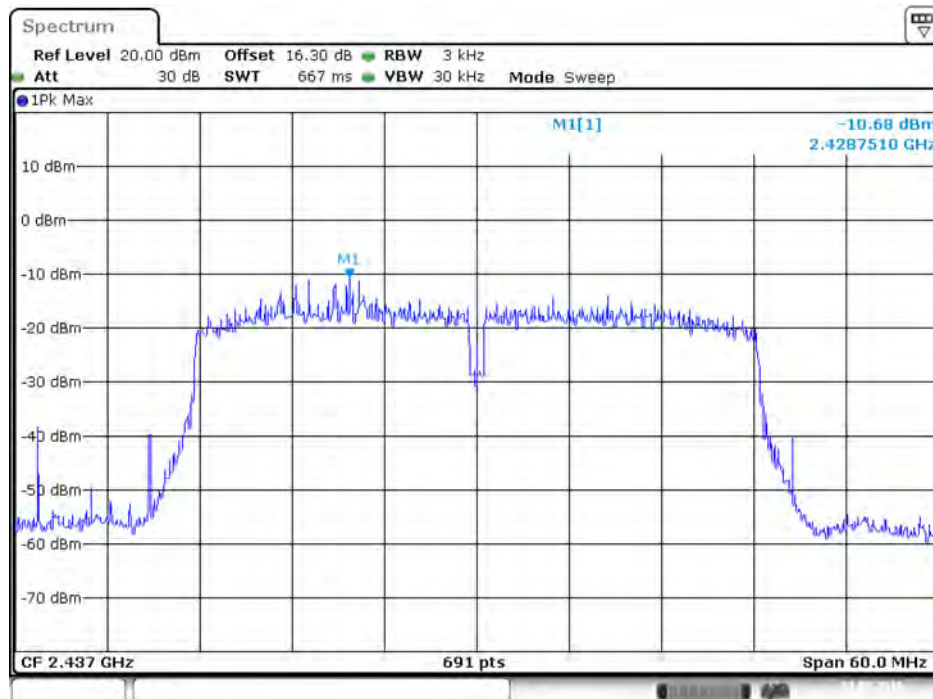
Date: 21.MAY.2016 09:01:11

Power Density Plot on Configuration IEEE 802.11ac MCS0/Nss1 VHT40 / 2437 MHz / Chain 3



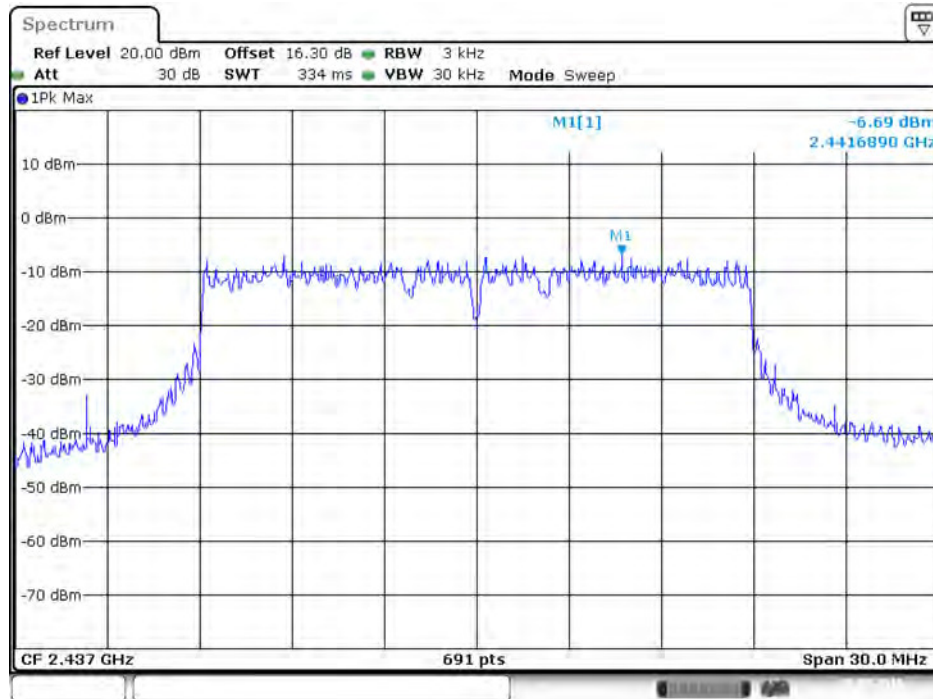
Date: 21.MAY.2016 09:01:34

Power Density Plot on Configuration IEEE 802.11ac MCS0/Nss1 VHT40 / 2437 MHz / Chain 4



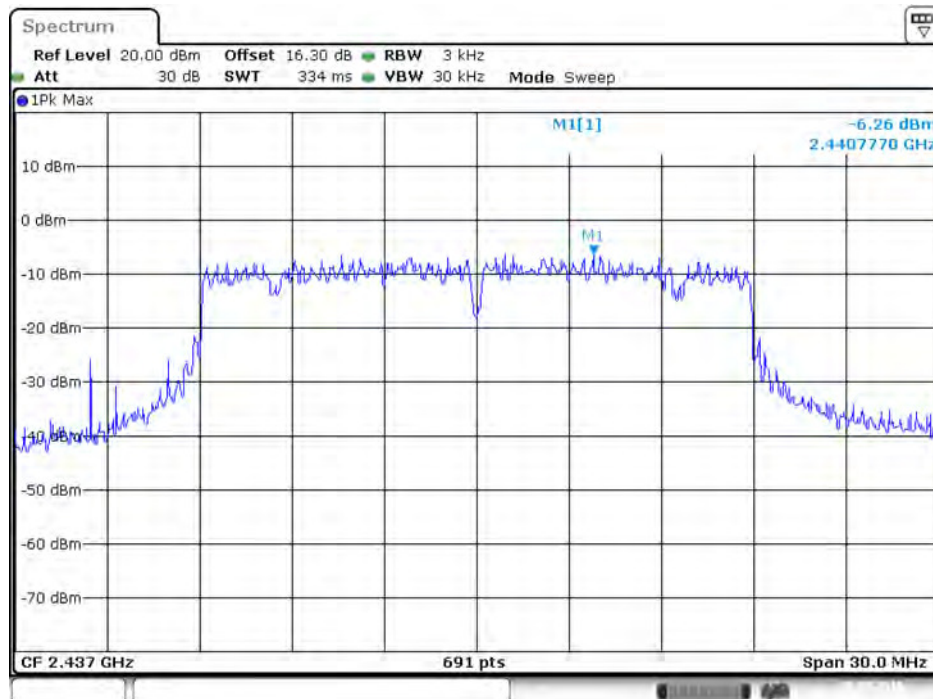
Date: 21.MAY.2016 09:01:56

Power Density Plot on Configuration IEEE 802.11ac MCS0/Nss2 VHT20 / 2437 MHz / Chain 1



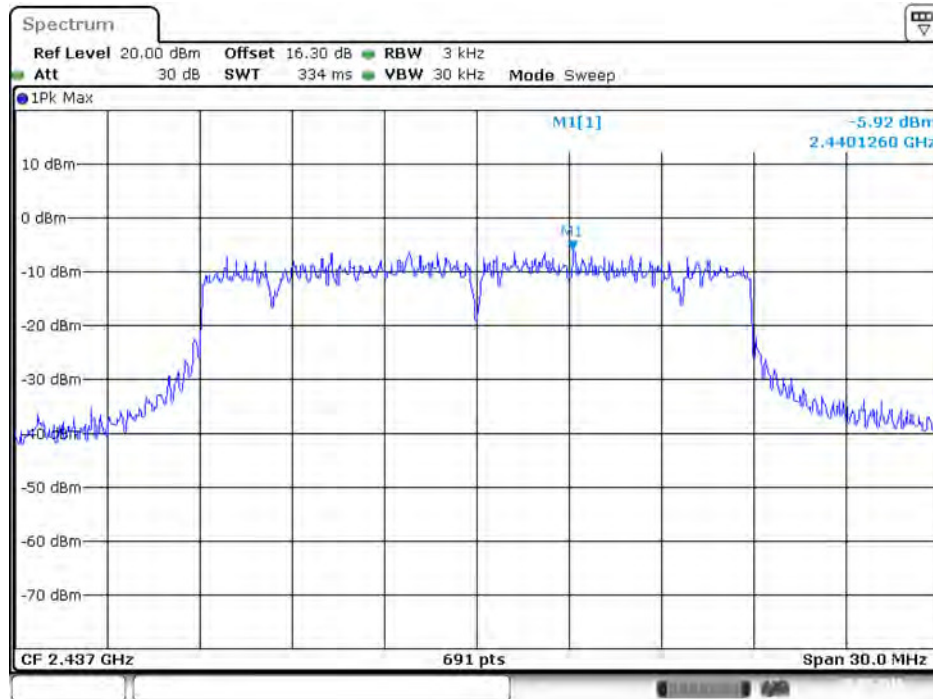
Date: 20.MAY.2016 12:47:28

Power Density Plot on Configuration IEEE 802.11ac MCS0/Nss2 VHT20 / 2437 MHz / Chain 2



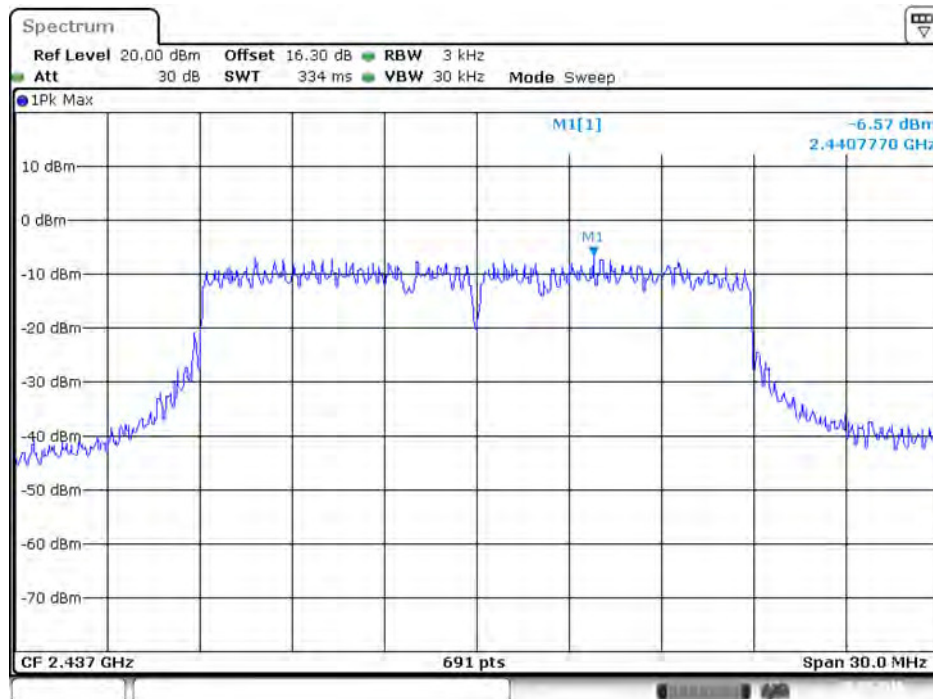
Date: 20.MAY.2016 12:47:10

Power Density Plot on Configuration IEEE 802.11ac MCS0/Nss2 VHT20 / 2437 MHz / Chain 3



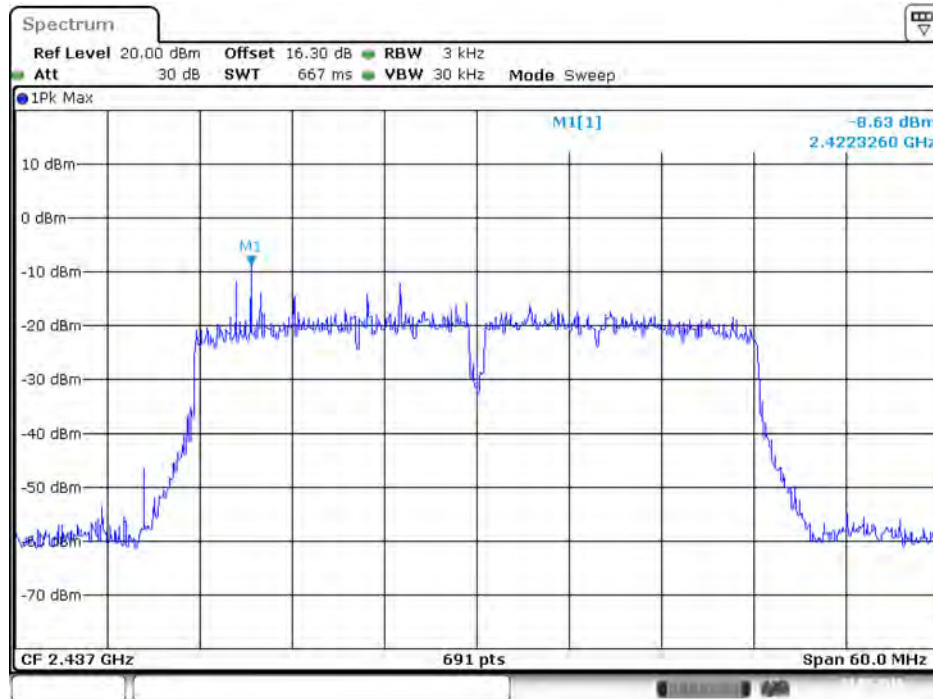
Date: 20.MAY.2016 12:46:56

Power Density Plot on Configuration IEEE 802.11ac MCS0/Nss2 VHT20 / 2437 MHz / Chain 4



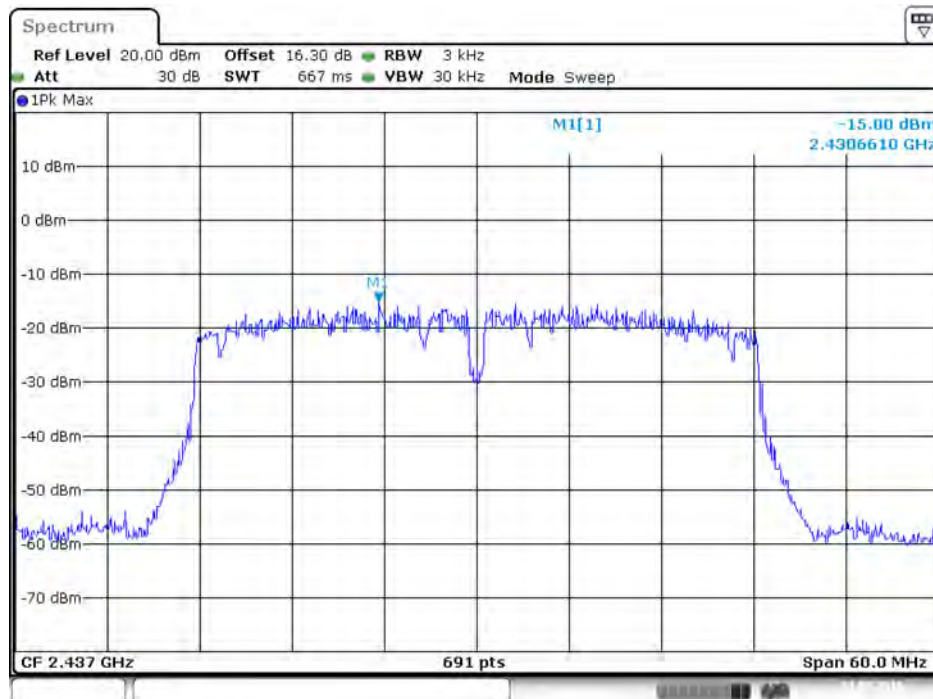
Date: 20.MAY.2016 12:46:39

Power Density Plot on Configuration IEEE 802.11ac MCS0/Nss2 VHT40 / 2437 MHz / Chain 1



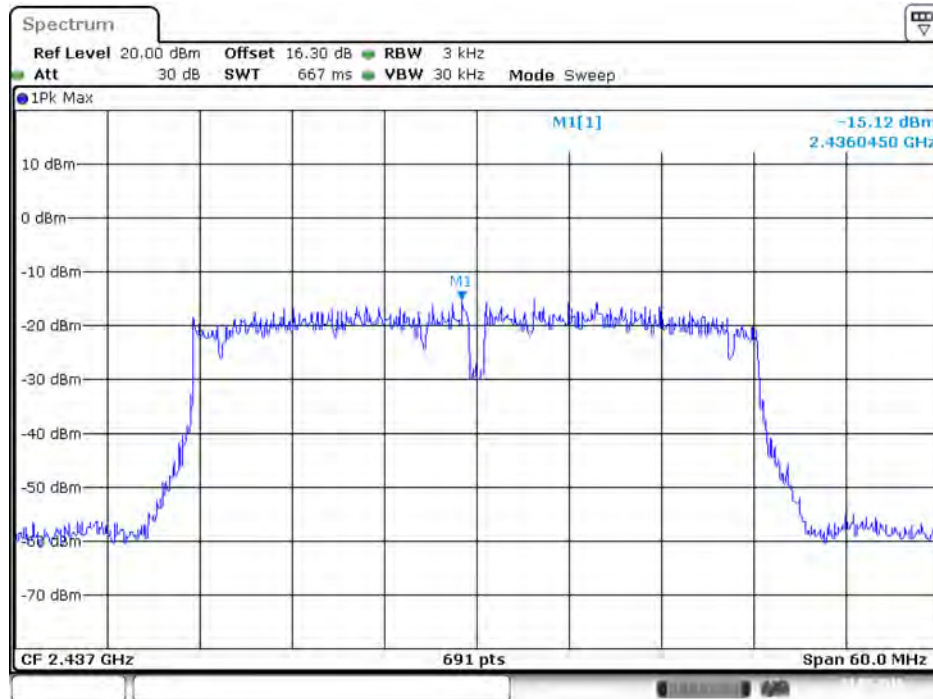
Date: 21.MAY.2016 10:09:43

Power Density Plot on Configuration IEEE 802.11ac MCS0/Nss2 VHT40 / 2437 MHz / Chain 2



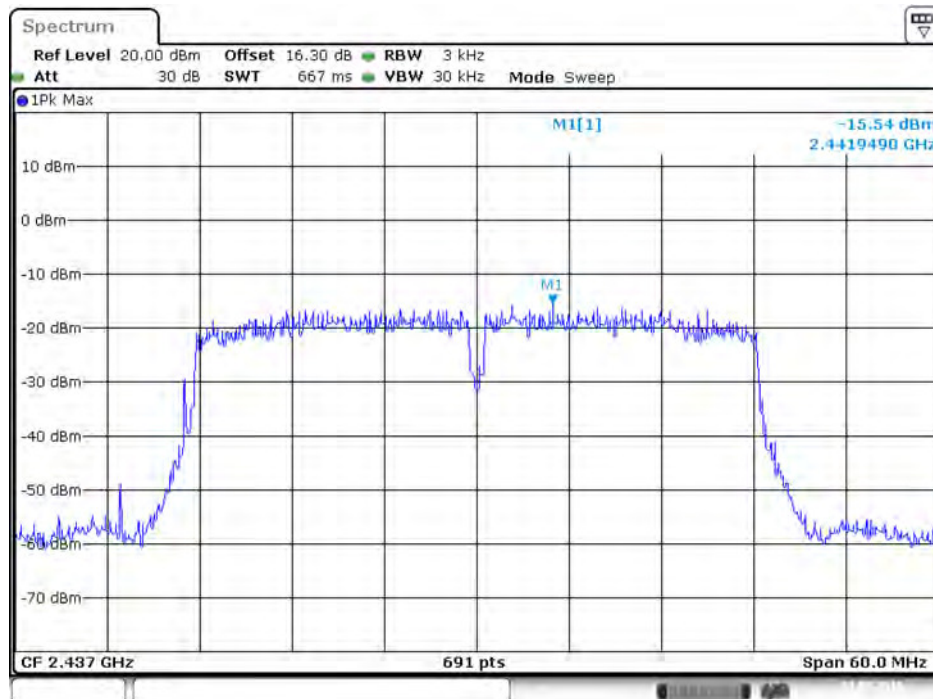
Date: 21.MAY.2016 10:09:25

Power Density Plot on Configuration IEEE 802.11ac MCS0/Nss2 VHT40 / 2437 MHz / Chain 3



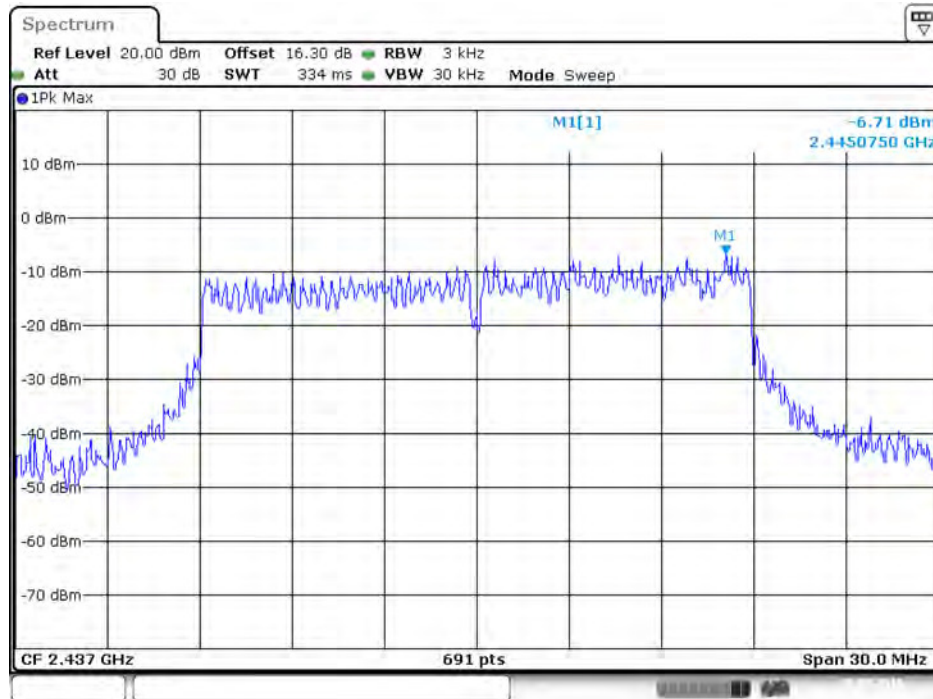
Date: 21.MAY.2016 10:09:08

Power Density Plot on Configuration IEEE 802.11ac MCS0/Nss2 VHT40 / 2437 MHz / Chain 4



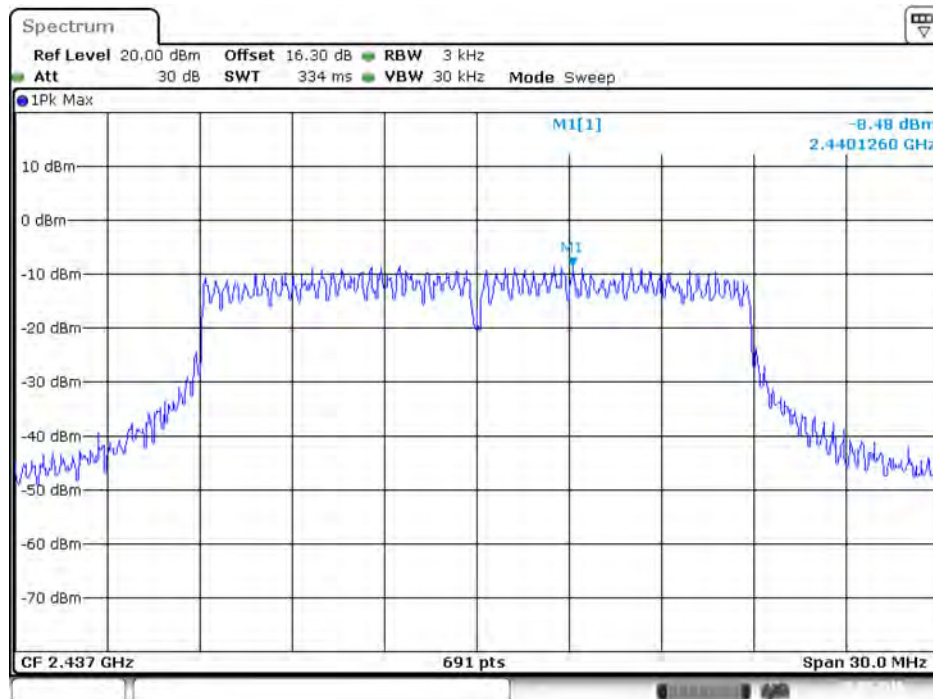
Date: 21.MAY.2016 10:08:26

Power Density Plot on Configuration IEEE 802.11ac MCS0/Nss3 VHT20 / 2437 MHz / Chain 1



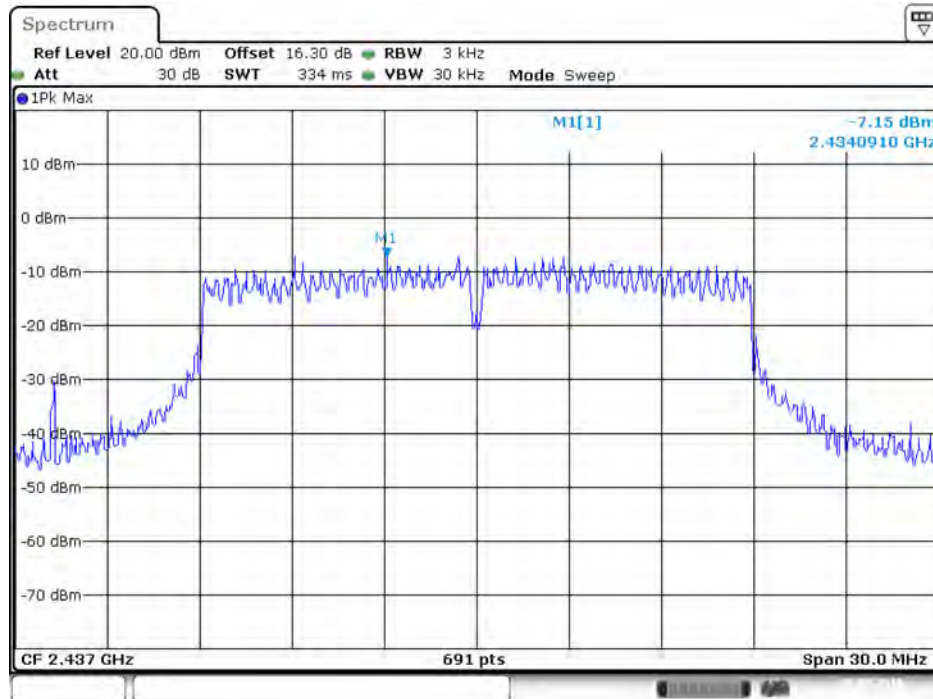
Date: 20.MAY.2016 15:28:45

Power Density Plot on Configuration IEEE 802.11ac MCS0/Nss3 VHT20 / 2437 MHz / Chain 2



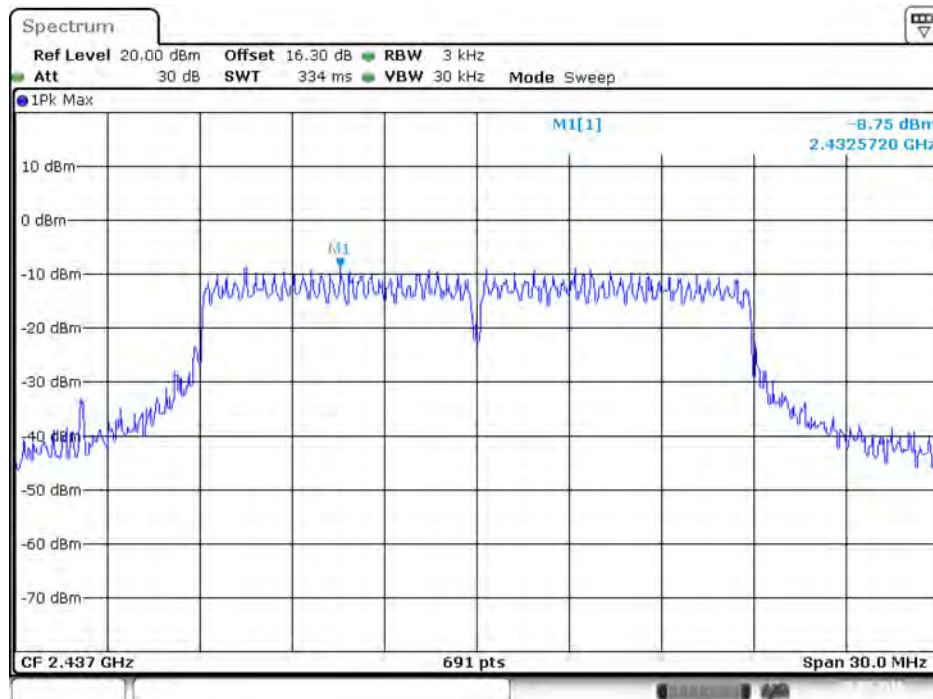
Date: 20.MAY.2016 15:29:10

Power Density Plot on Configuration IEEE 802.11ac MCS0/Nss3 VHT20 / 2437 MHz / Chain 3



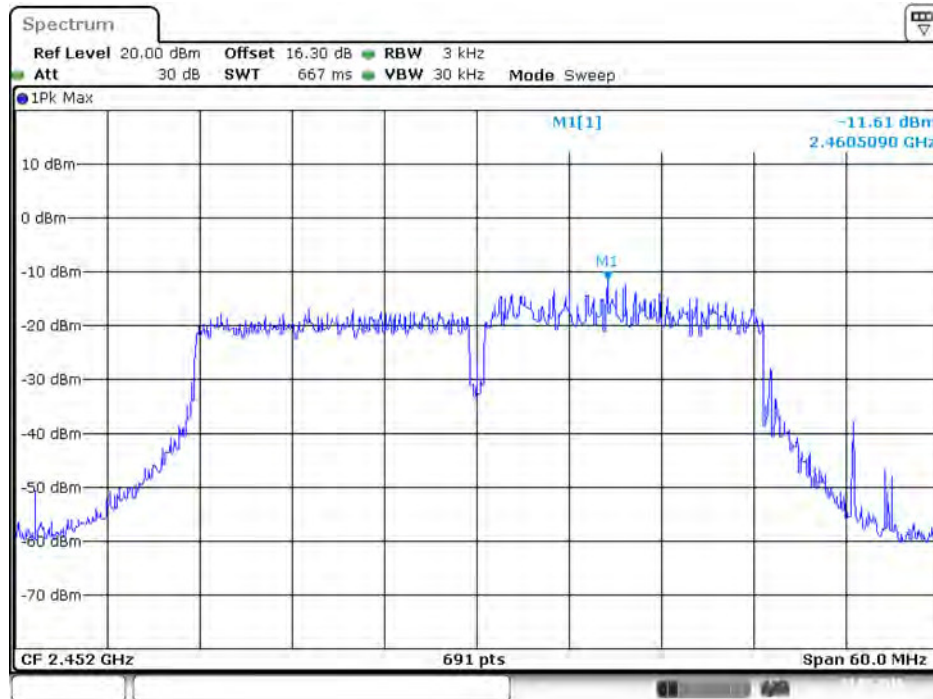
Date: 20.MAY.2016 15:29:27

Power Density Plot on Configuration IEEE 802.11ac MCS0/Nss3 VHT20 / 2437 MHz / Chain 4



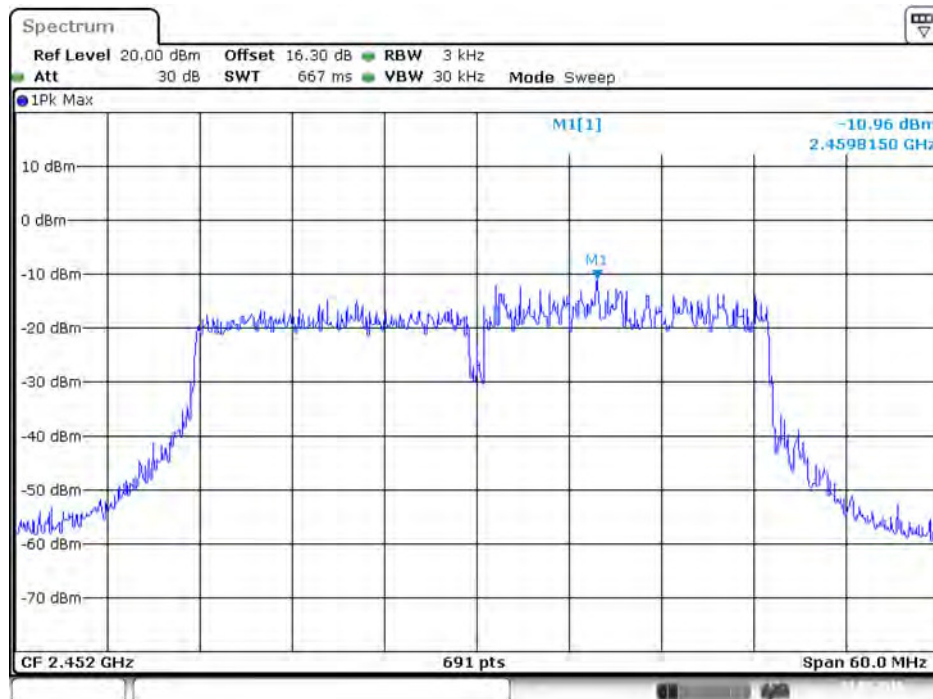
Date: 20.MAY.2016 15:29:46

Power Density Plot on Configuration IEEE 802.11ac MCS0/Nss3 VHT40 / 2452 MHz / Chain 1



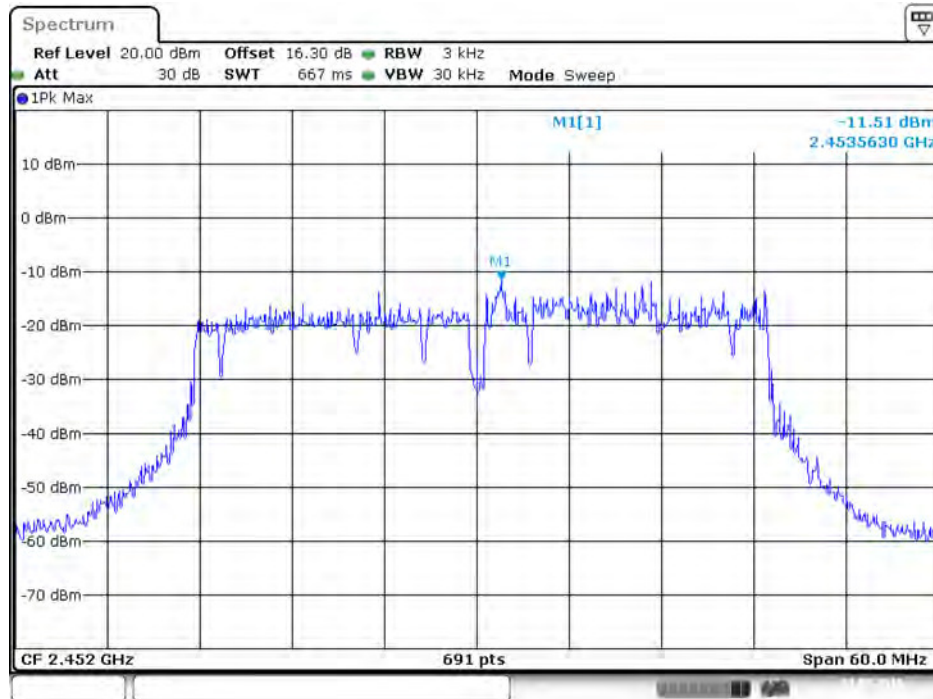
Date: 21.MAY.2016 10:56:55

Power Density Plot on Configuration IEEE 802.11ac MCS0/Nss3 VHT40 / 2452 MHz / Chain 2



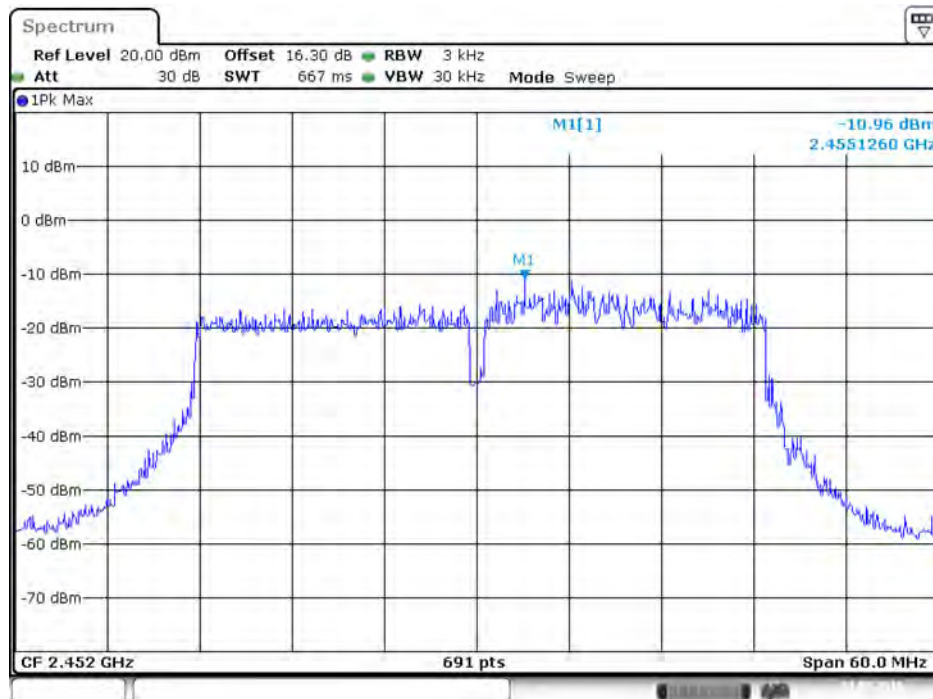
Date: 21.MAY.2016 10:57:22

Power Density Plot on Configuration IEEE 802.11ac MCS0/Nss3 VHT40 / 2452 MHz / Chain 3



Date: 21.MAY.2016 10:57:41

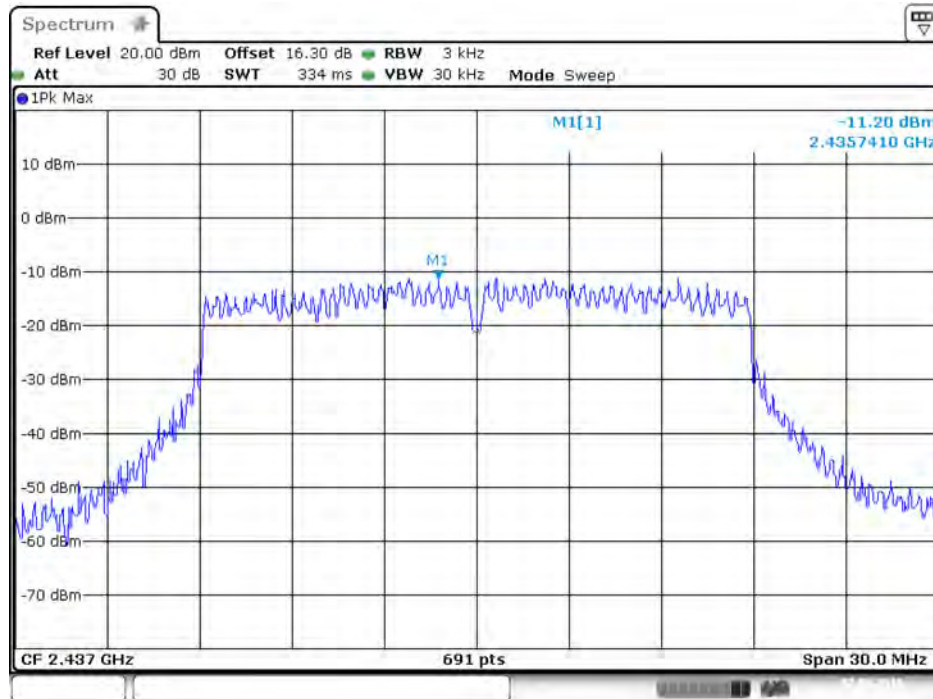
Power Density Plot on Configuration IEEE 802.11ac MCS0/Nss3 VHT40 / 2452 MHz / Chain 4



Date: 21.MAY.2016 10:58:05

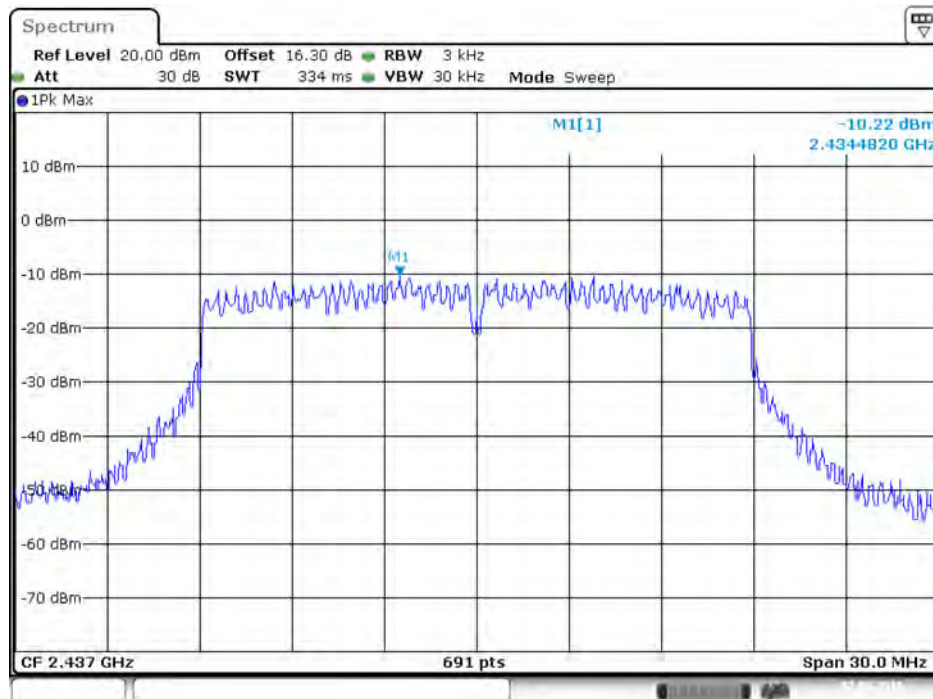
For Mode 2:

Power Density Plot on Configuration IEEE 802.11ac MCS0/Nss1 VHT20 / 2437 MHz / Chain 1



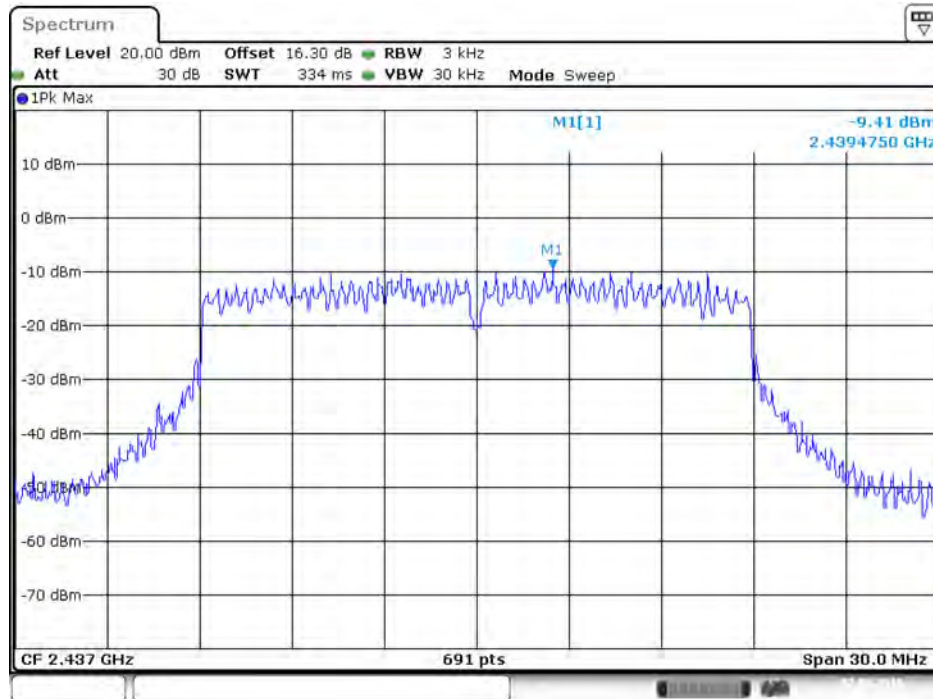
Date: 2 JUN 2016 21:04:26

Power Density Plot on Configuration IEEE 802.11ac MCS0/Nss1 VHT20 / 2437 MHz / Chain 2



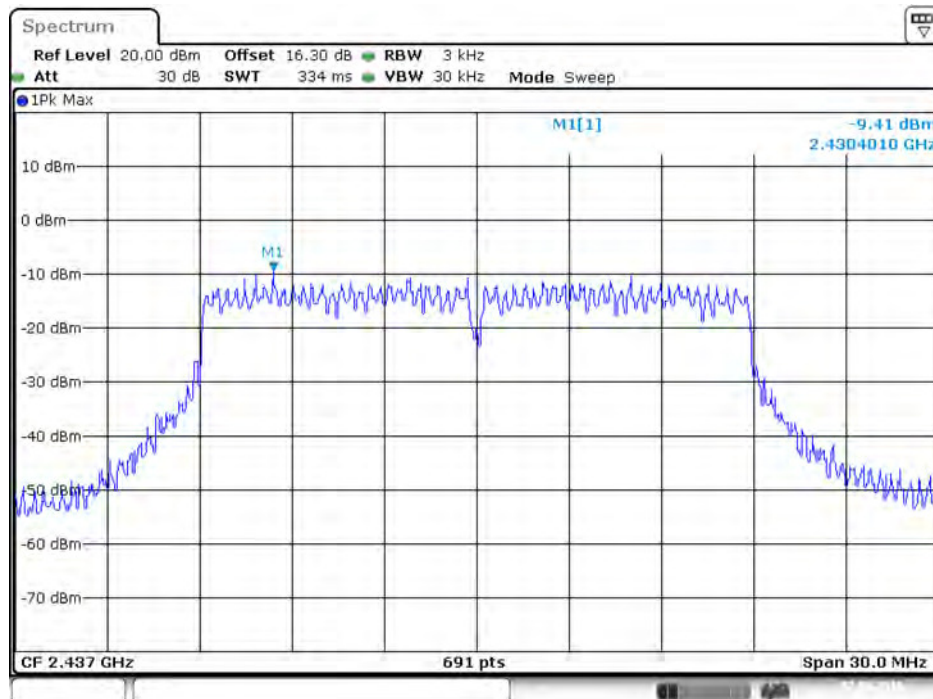
Date: 2 JUN 2016 21:04:42

Power Density Plot on Configuration IEEE 802.11ac MCS0/Nss1 VHT20 / 2437 MHz / Chain 3



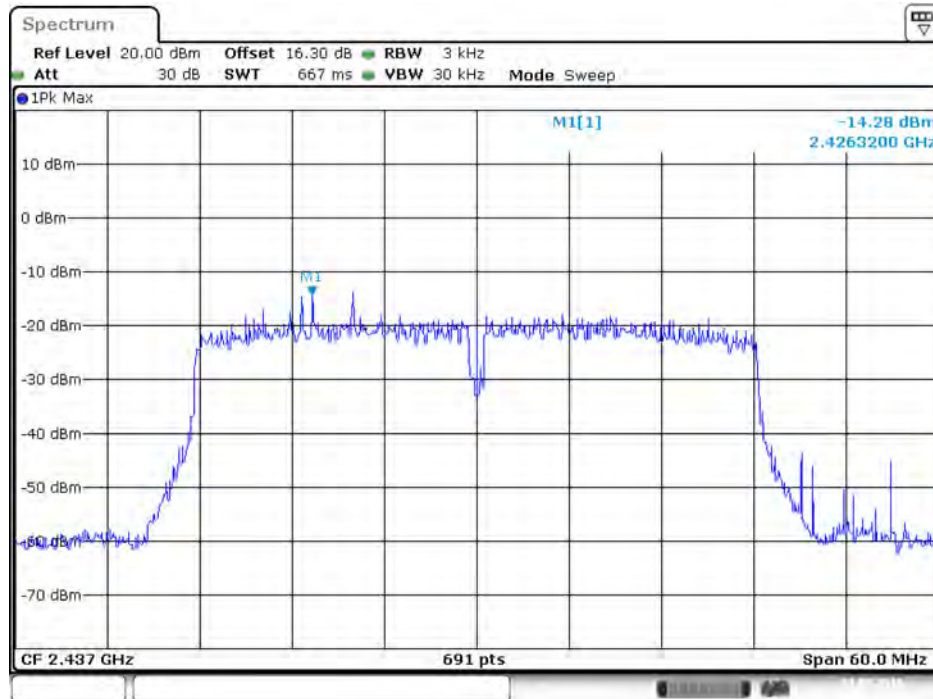
Date: 2 JUN 2016 21:04:57

Power Density Plot on Configuration IEEE 802.11ac MCS0/Nss1 VHT20 / 2437 MHz / Chain 4



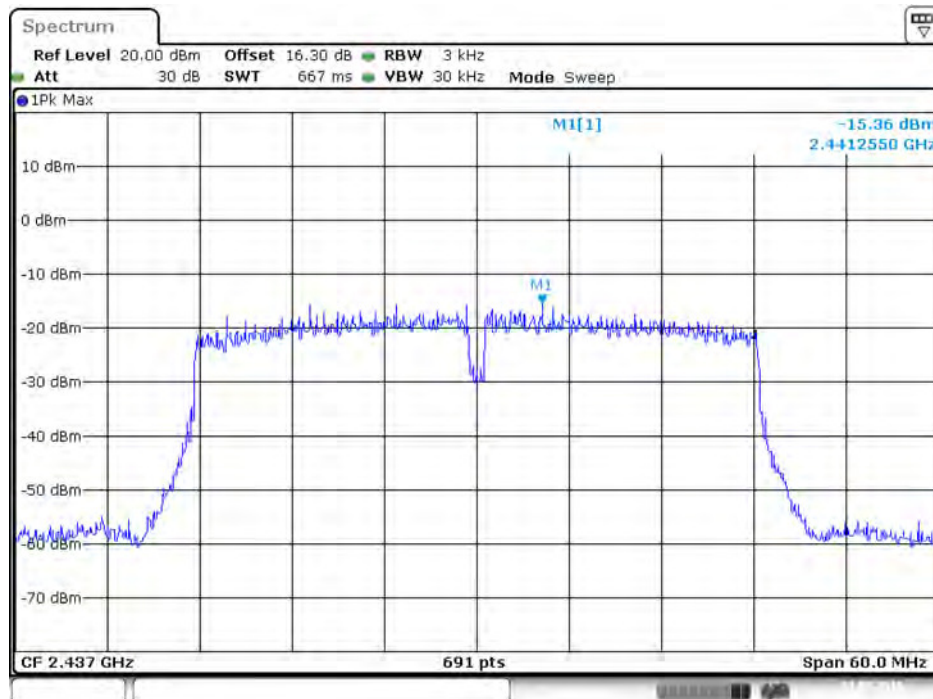
Date: 2 JUN 2016 21:05:12

Power Density Plot on Configuration IEEE 802.11ac MCS0/Nss1 VHT40 / 2437 MHz / Chain 1



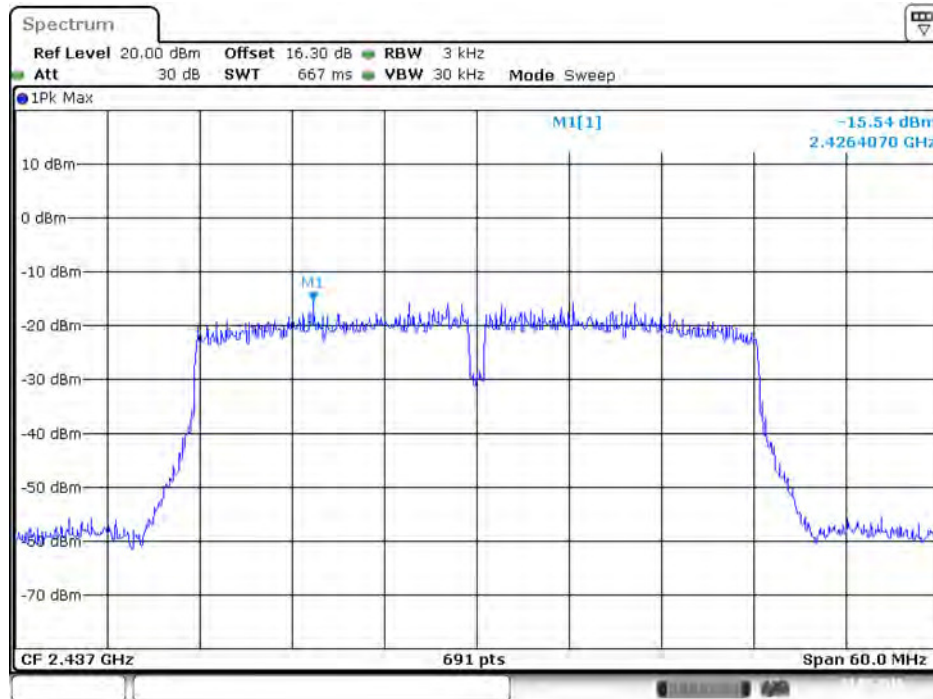
Date: 21.MAY.2016 09:11:05

Power Density Plot on Configuration IEEE 802.11ac MCS0/Nss1 VHT40 / 2437 MHz / Chain 2



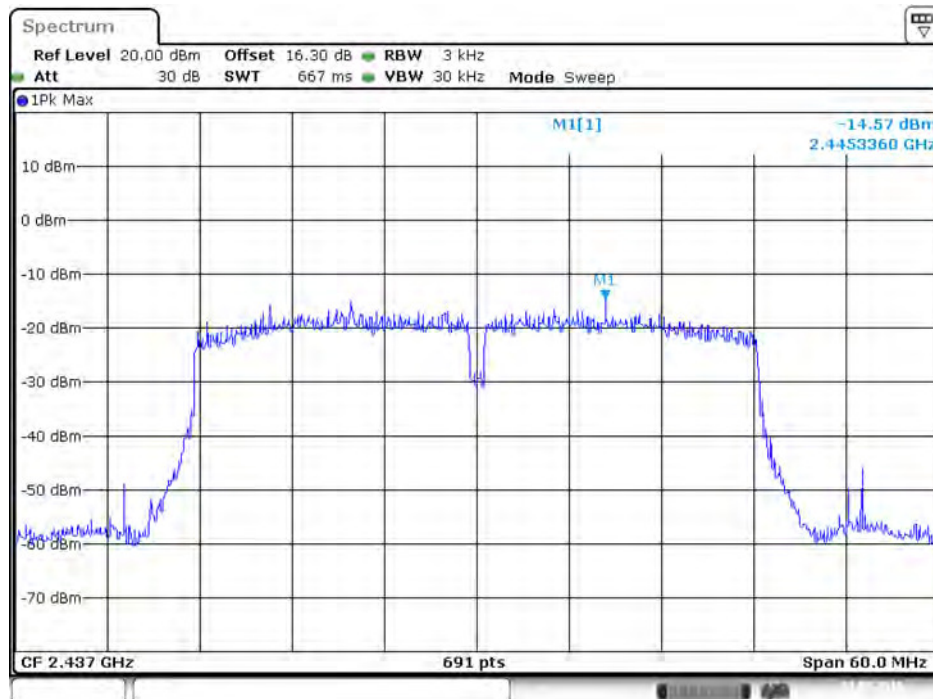
Date: 21.MAY.2016 09:10:39

Power Density Plot on Configuration IEEE 802.11ac MCS0/Nss1 VHT40 / 2437 MHz / Chain 3



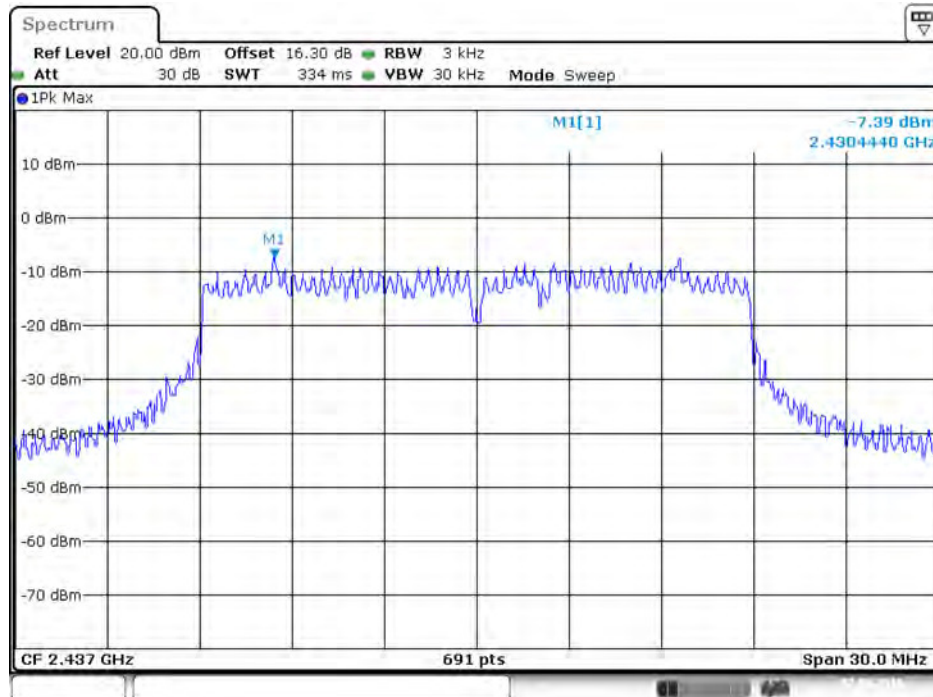
Date: 21.MAY.2016 09:10:20

Power Density Plot on Configuration IEEE 802.11ac MCS0/Nss1 VHT40 / 2437 MHz / Chain 4



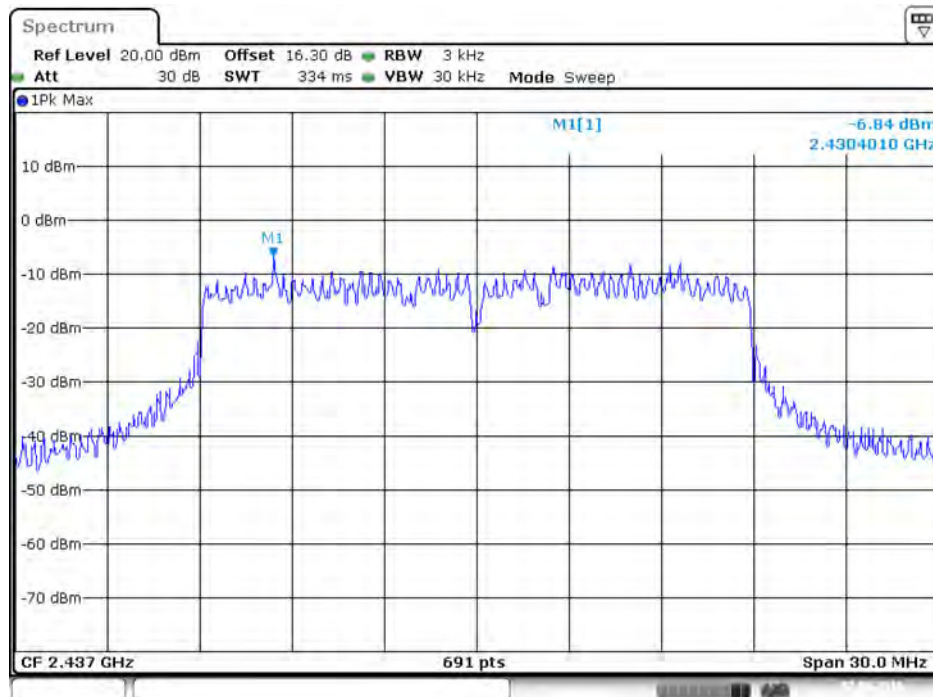
Date: 21.MAY.2016 09:10:01

Power Density Plot on Configuration IEEE 802.11ac MCS0/Nss2 VHT20 / 2437 MHz / Chain 1



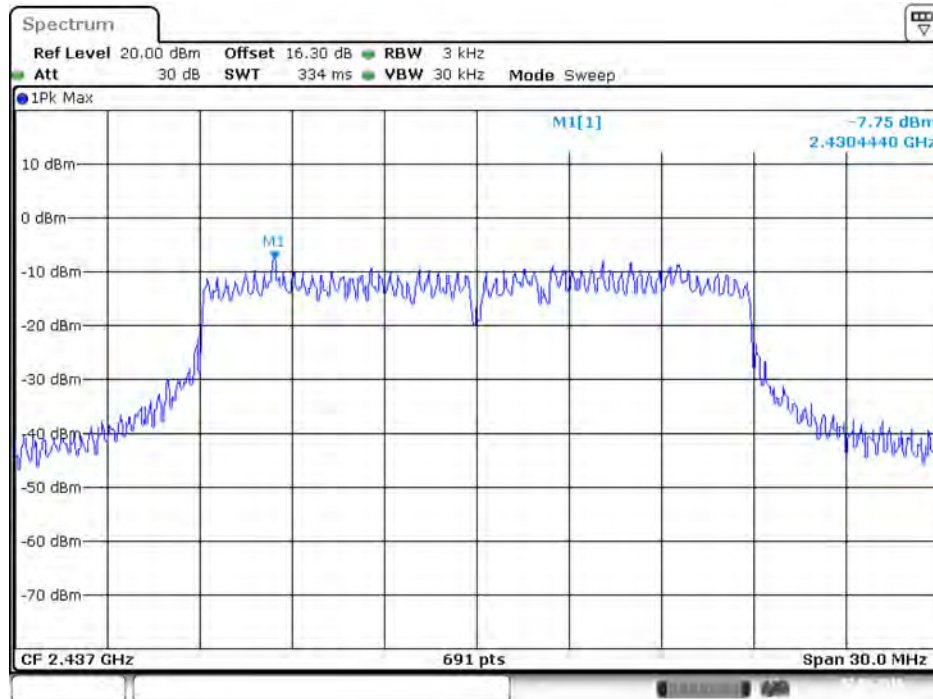
Date: 2 JUN 2016 15:05:58

Power Density Plot on Configuration IEEE 802.11ac MCS0/Nss2 VHT20 / 2437 MHz / Chain 2



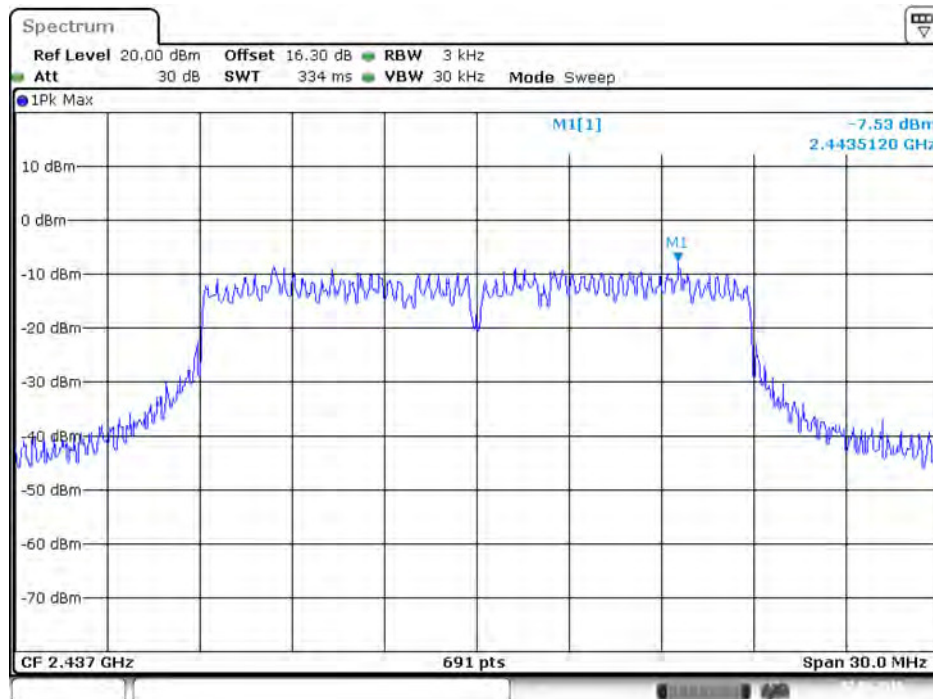
Date: 2 JUN 2016 15:06:26

Power Density Plot on Configuration IEEE 802.11ac MCS0/Nss2 VHT20 / 2437 MHz / Chain 3



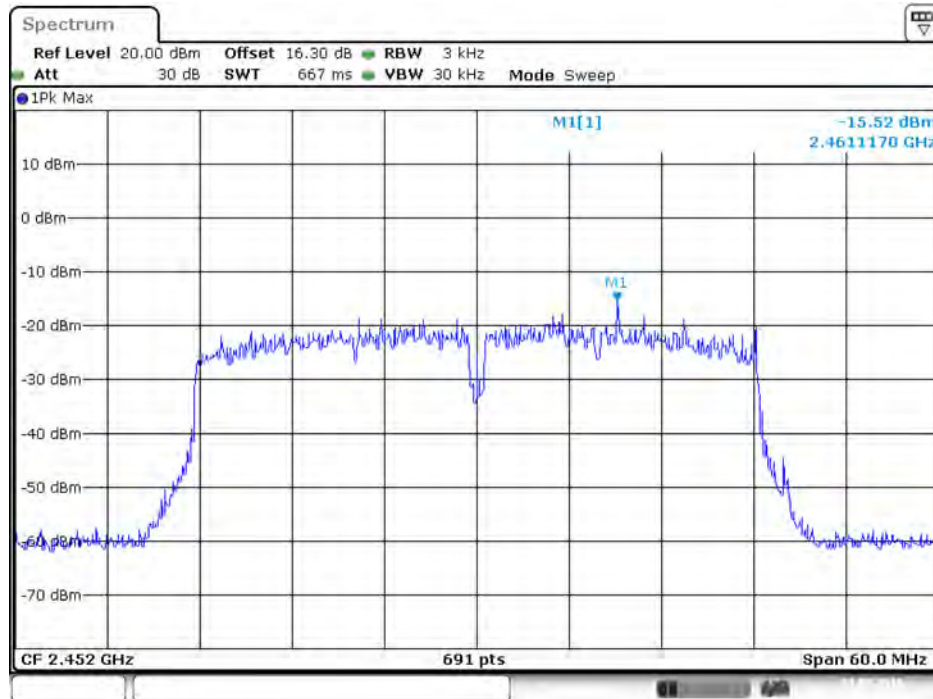
Date: 2 JUN 2016 15:06:38

Power Density Plot on Configuration IEEE 802.11ac MCS0/Nss2 VHT20 / 2437 MHz / Chain 4

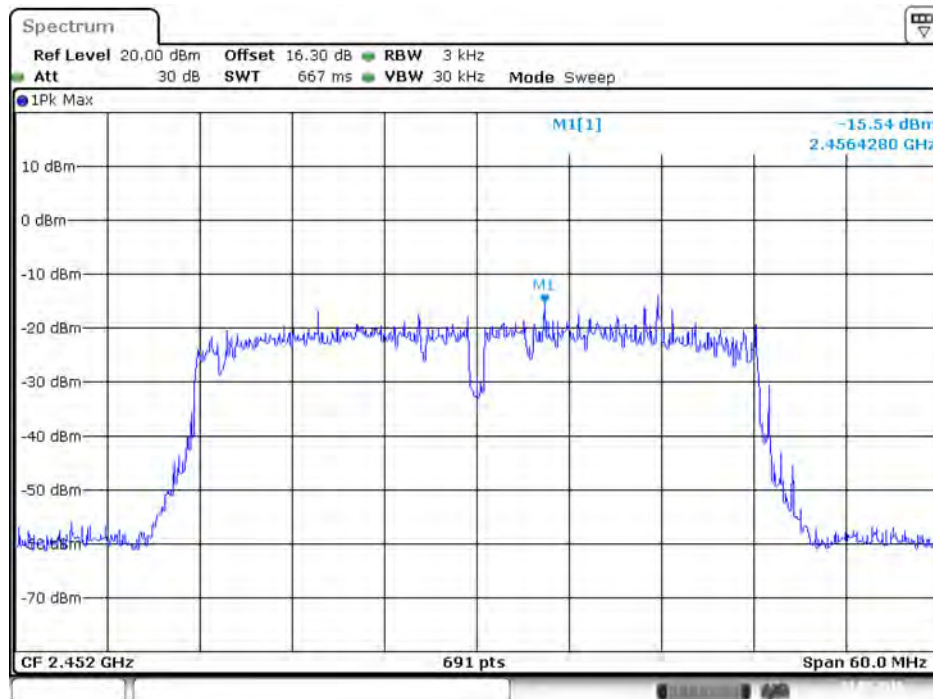


Date: 2 JUN 2016 15:06:49

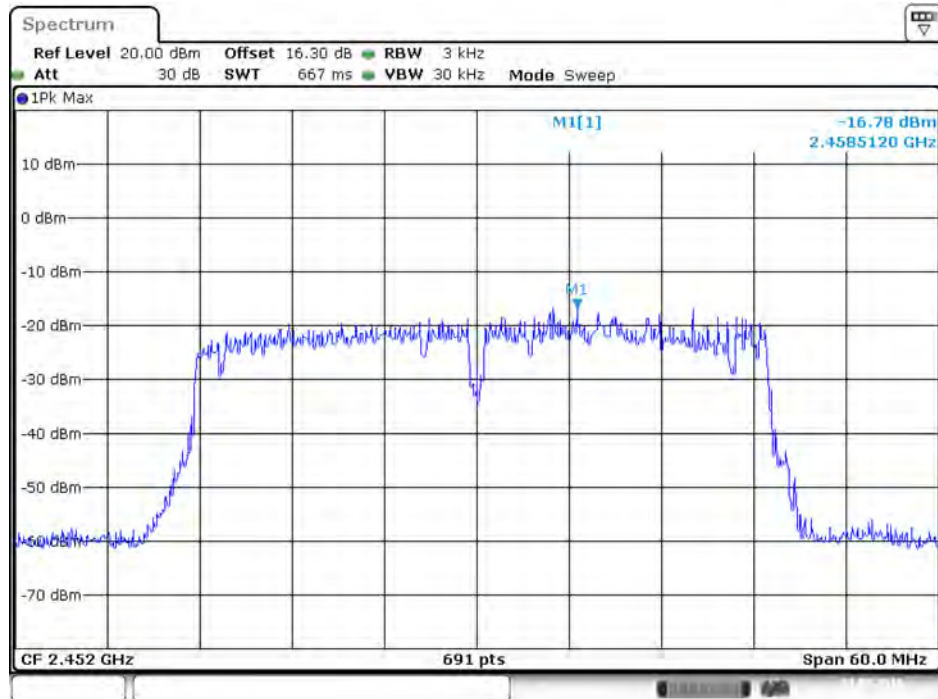
Power Density Plot on Configuration IEEE 802.11ac MCS0/Nss2 VHT40 / 2452 MHz / Chain 1



Power Density Plot on Configuration IEEE 802.11ac MCS0/Nss2 VHT40 / 2452 MHz / Chain 2

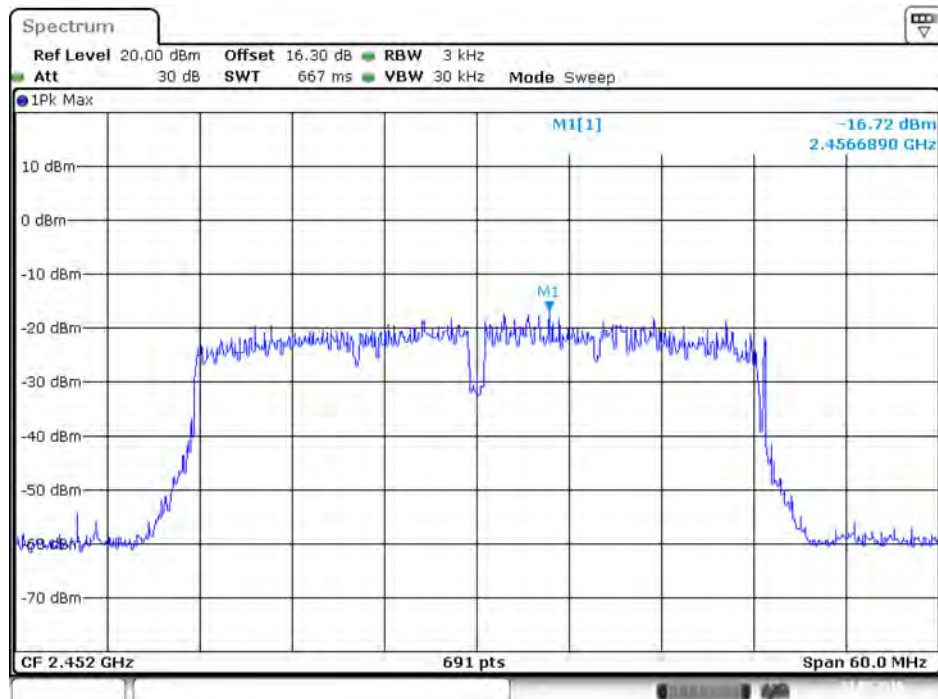


Power Density Plot on Configuration IEEE 802.11ac MCS0/Nss2 VHT40 / 2452 MHz / Chain 3



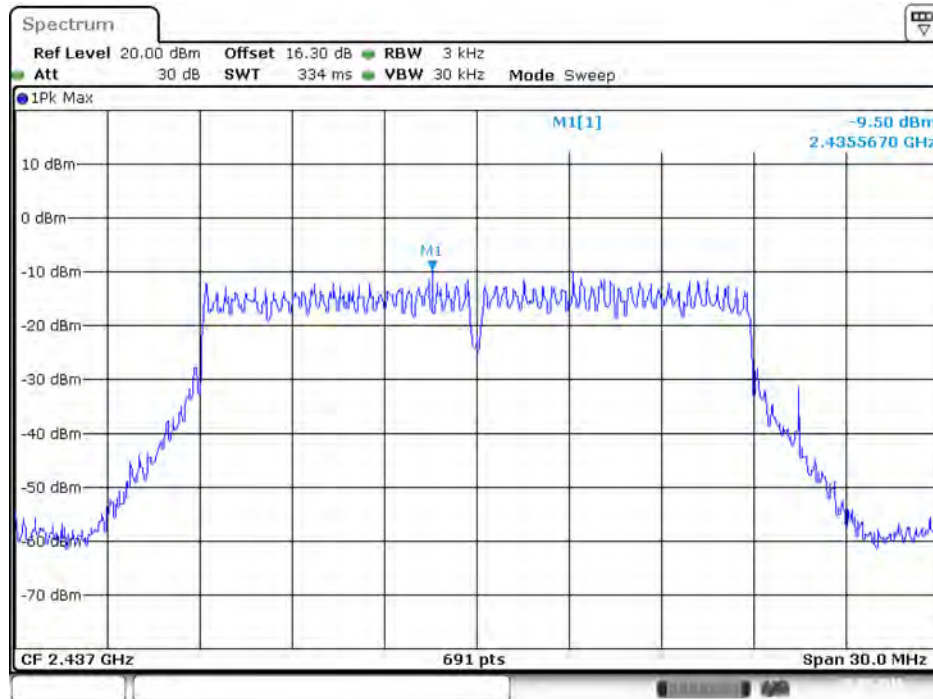
Date: 21.MAY.2016 10:14:08

Power Density Plot on Configuration IEEE 802.11ac MCS0/Nss2 VHT40 / 2452 MHz / Chain 4



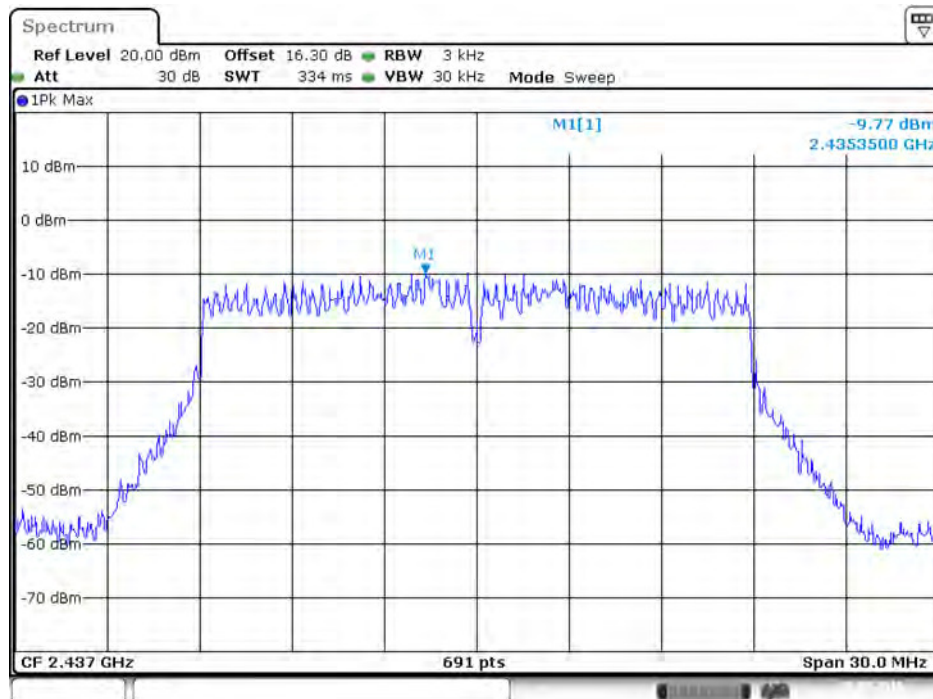
Date: 21.MAY.2016 10:13:47

Power Density Plot on Configuration IEEE 802.11ac MCS0/Nss3 VHT20 / 2437 MHz / Chain 1



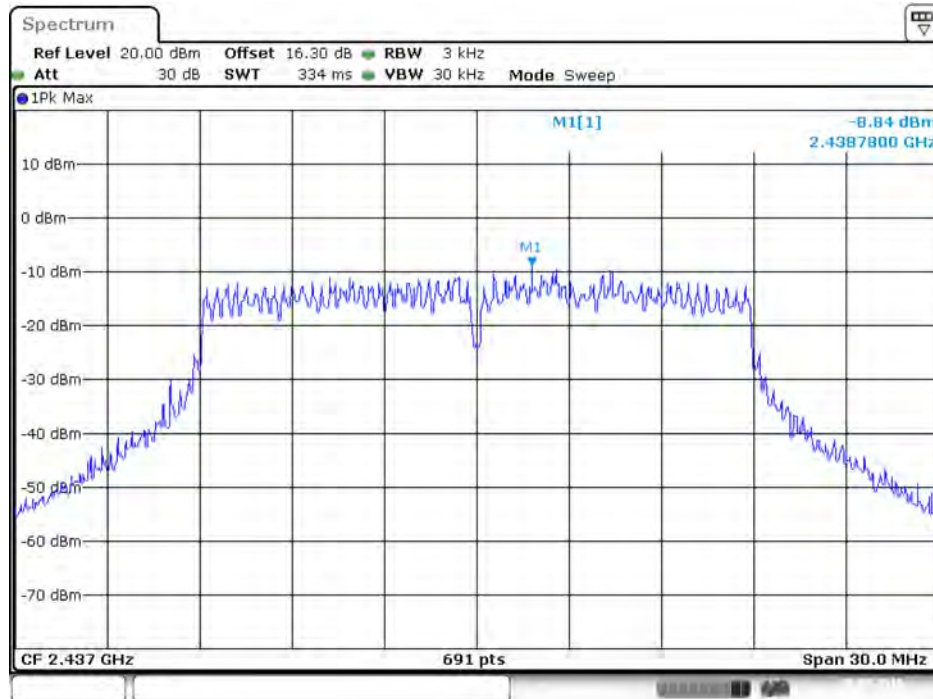
Date: 20.MAY.2016 15:37:29

Power Density Plot on Configuration IEEE 802.11ac MCS0/Nss3 VHT20 / 2437 MHz / Chain 2



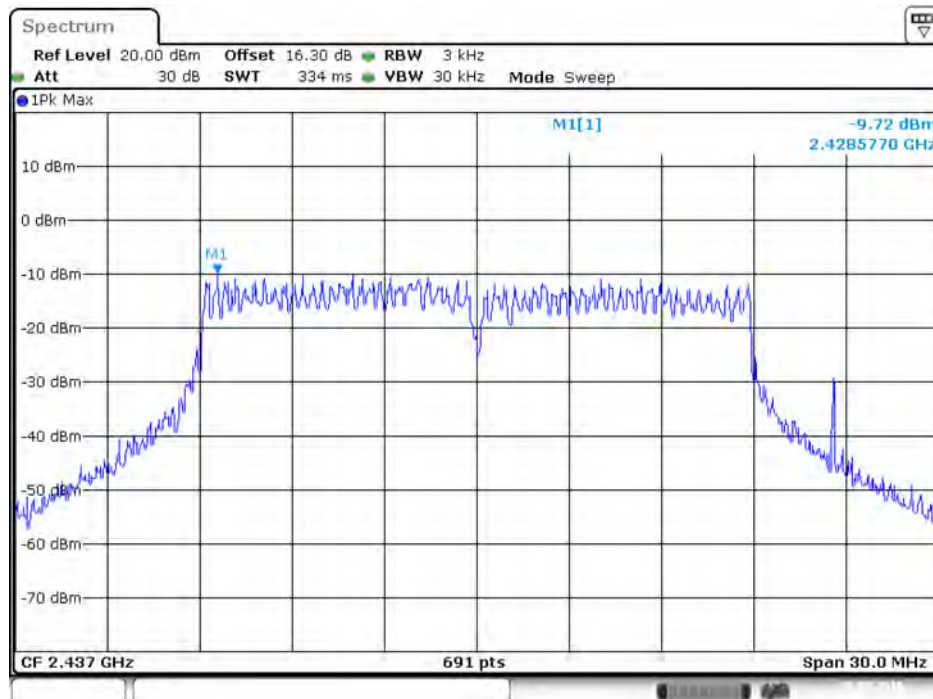
Date: 20.MAY.2016 15:37:09

Power Density Plot on Configuration IEEE 802.11ac MCS0/Nss3 VHT20 / 2437 MHz / Chain 3



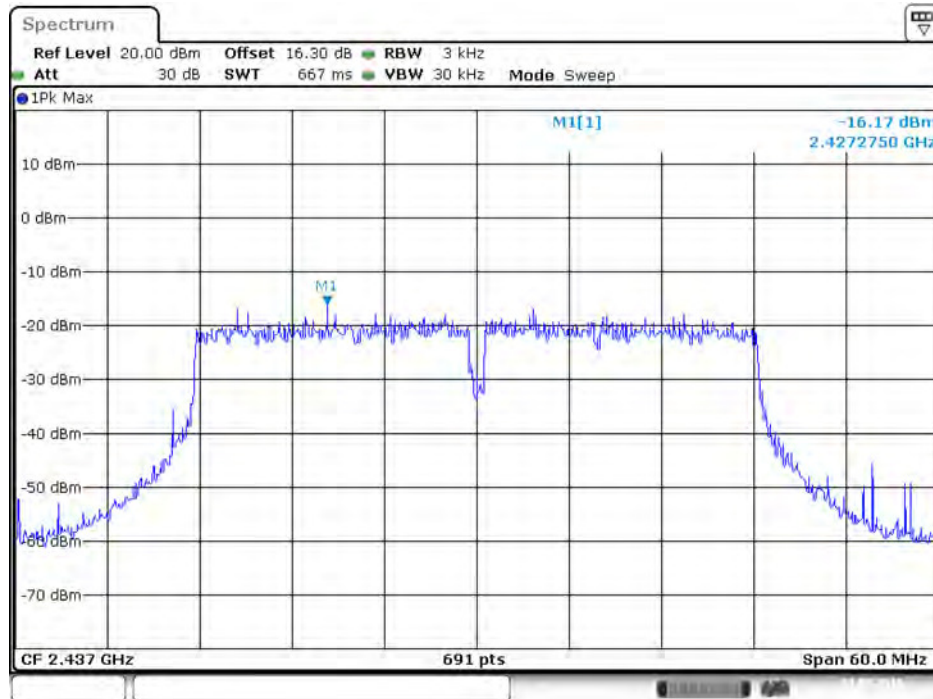
Date: 20.MAY.2016 15:35:38

Power Density Plot on Configuration IEEE 802.11ac MCS0/Nss3 VHT20 / 2437 MHz / Chain 4



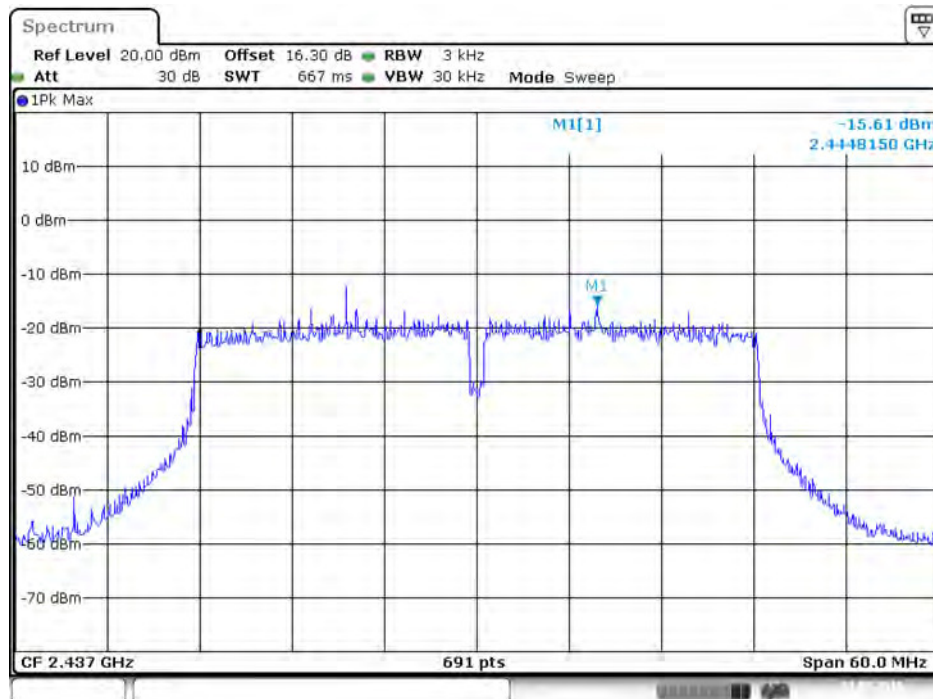
Date: 20.MAY.2016 15:35:20

Power Density Plot on Configuration IEEE 802.11ac MCS0/Nss3 VHT40 / 2437 MHz / Chain 1



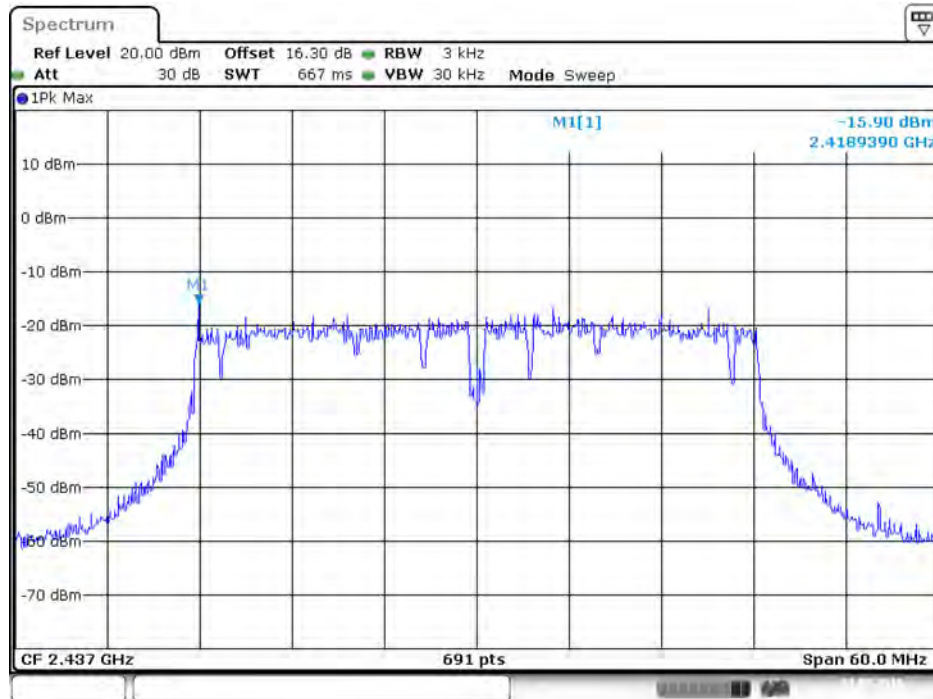
Date: 21.MAY.2016 11:02:00

Power Density Plot on Configuration IEEE 802.11ac MCS0/Nss3 VHT40 / 2437 MHz / Chain 2



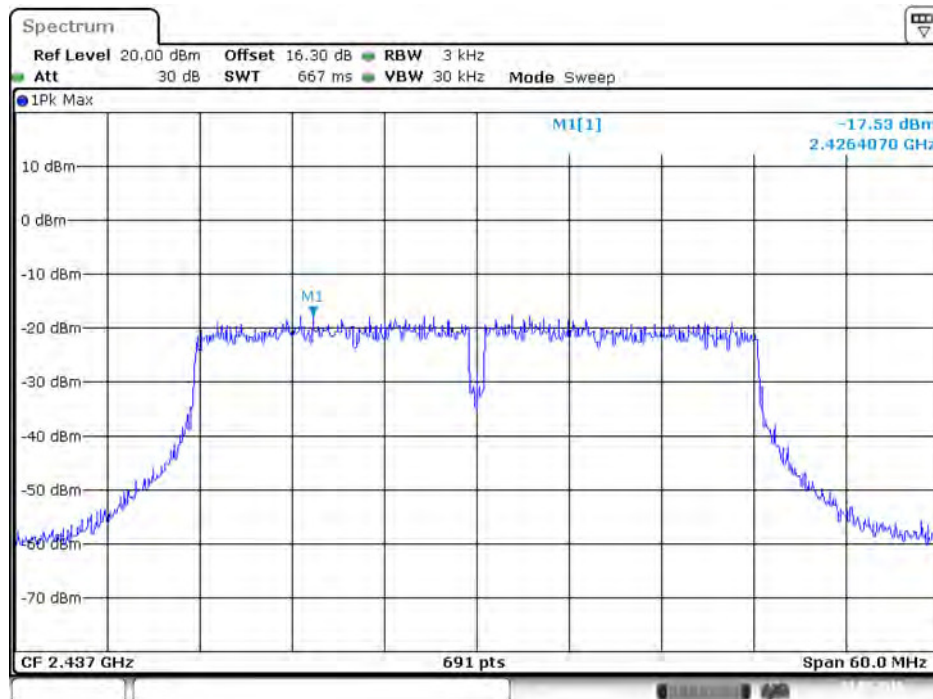
Date: 21.MAY.2016 11:02:23

Power Density Plot on Configuration IEEE 802.11ac MCS0/Nss3 VHT40 / 2437 MHz / Chain 3



Date: 21.MAY.2016 11:02:43

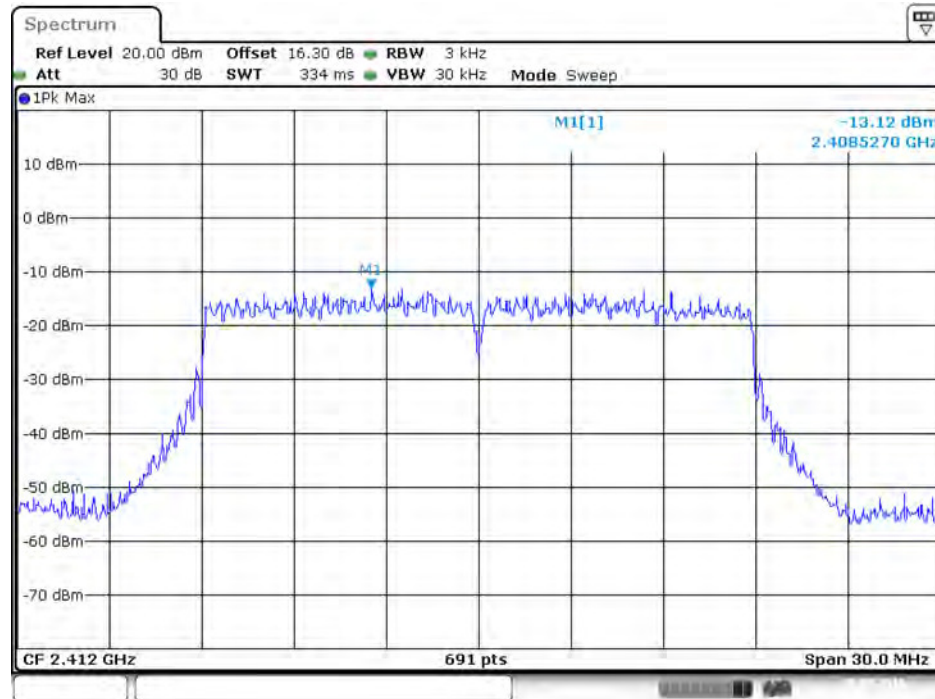
Power Density Plot on Configuration IEEE 802.11ac MCS0/Nss3 VHT40 / 2437 MHz / Chain 4



Date: 21.MAY.2016 11:03:03

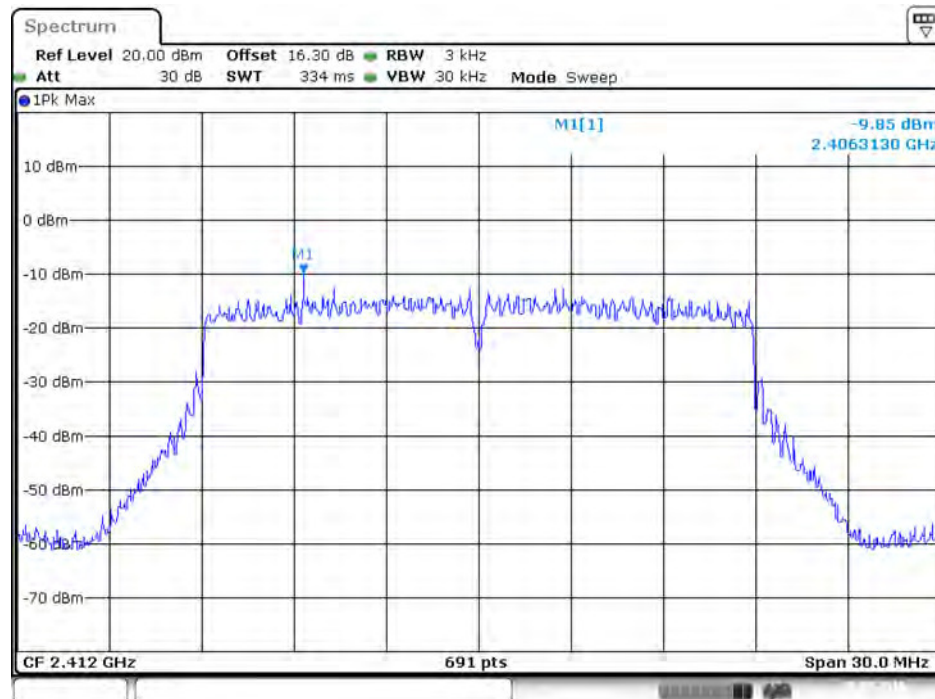
For Mode 3:

Power Density Plot on Configuration IEEE 802.11ac MCS0/Nss1 VHT20 / 2412 MHz / Chain 1



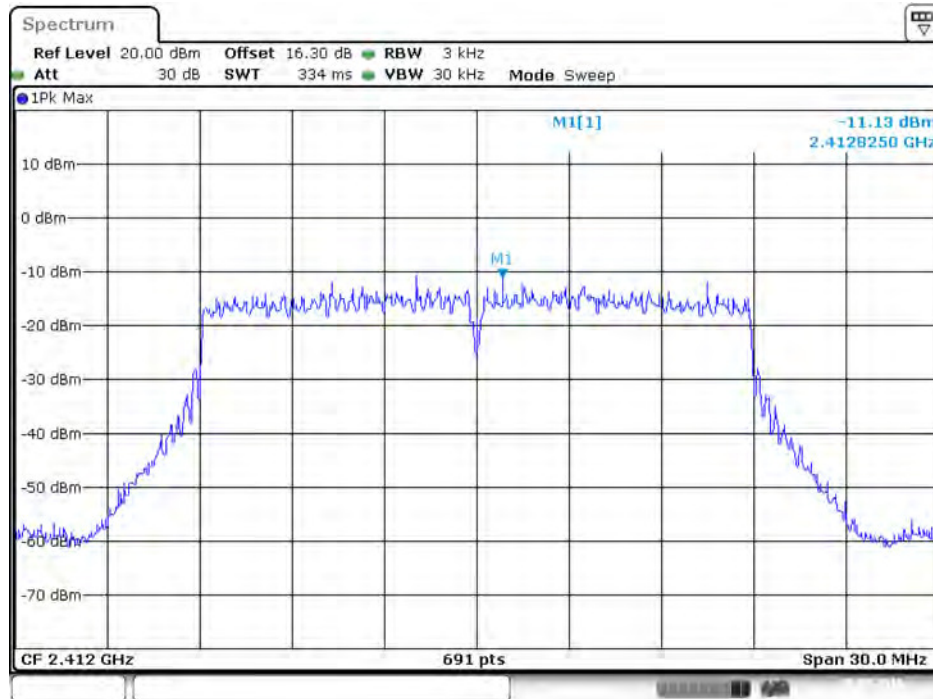
Date: 20.MAY.2016 11:44:31

Power Density Plot on Configuration IEEE 802.11ac MCS0/Nss1 VHT20 / 2412 MHz / Chain 2



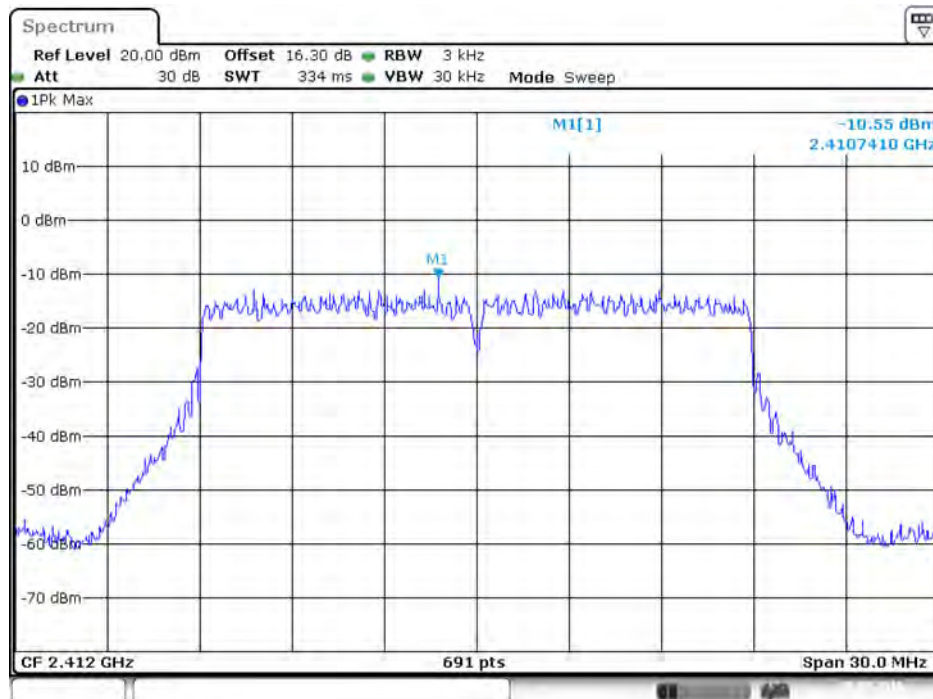
Date: 20.MAY.2016 11:44:48

Power Density Plot on Configuration IEEE 802.11ac MCS0/Nss1 VHT20 / 2412 MHz / Chain 3



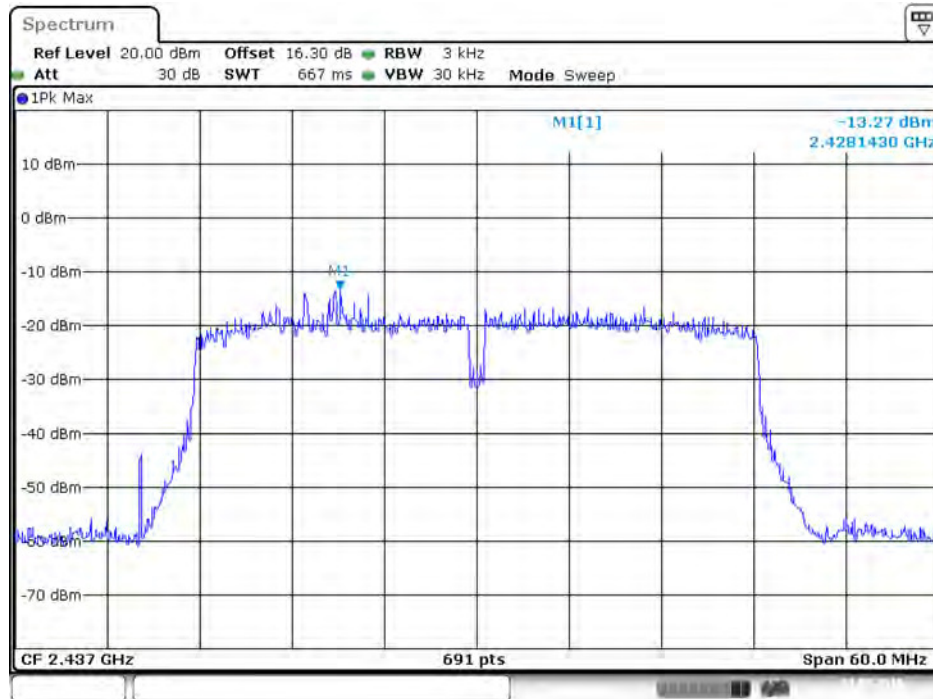
Date: 20.MAY.2016 11:45:05

Power Density Plot on Configuration IEEE 802.11ac MCS0/Nss1 VHT20 / 2412 MHz / Chain 4



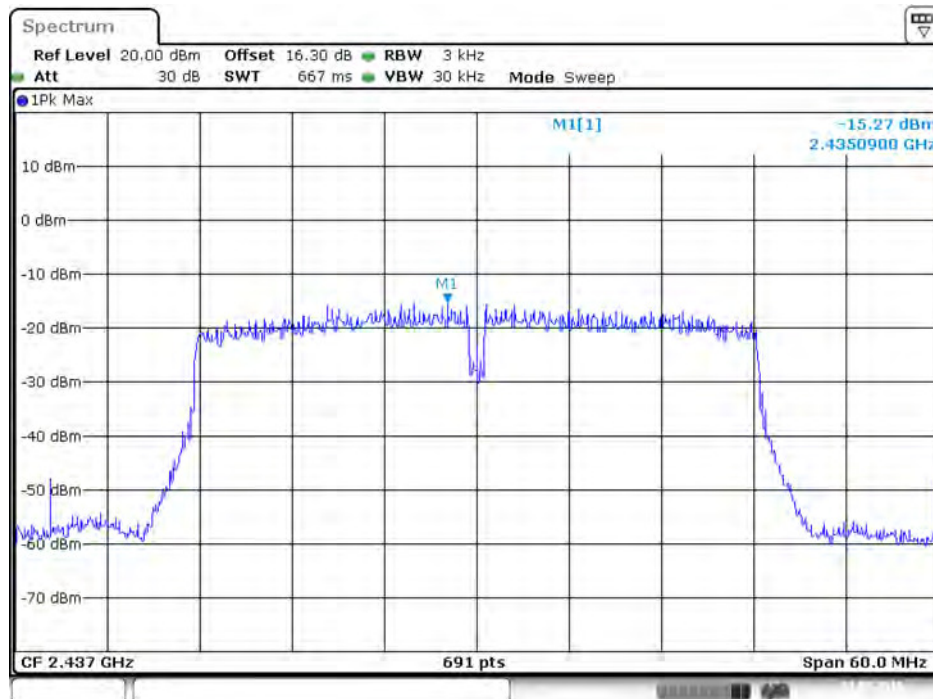
Date: 20.MAY.2016 11:45:24

Power Density Plot on Configuration IEEE 802.11ac MCS0/Nss1 VHT40 / 2437 MHz / Chain 1



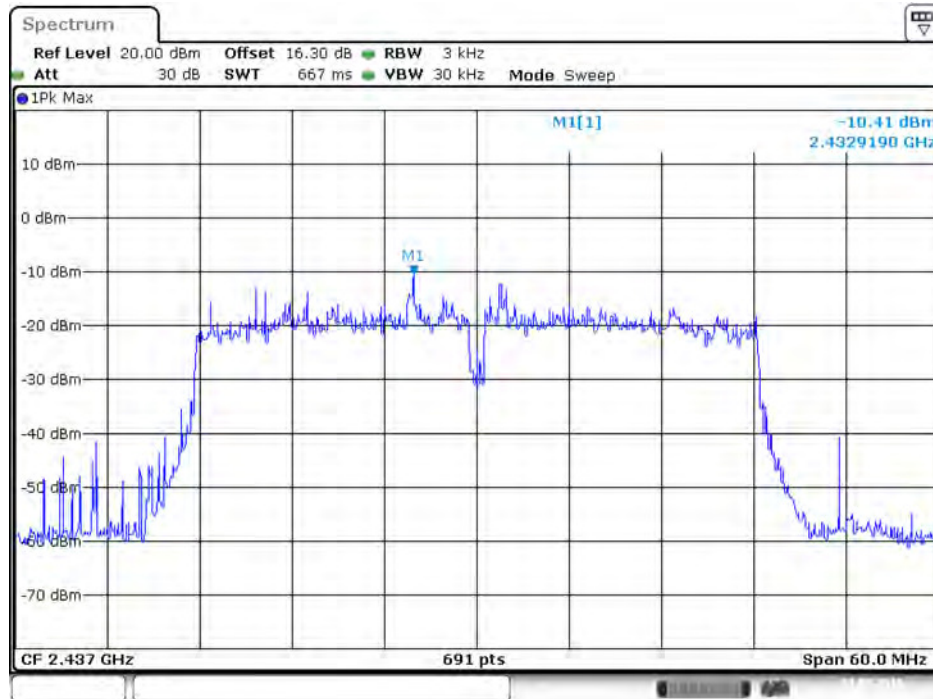
Date: 21.MAY.2016 09:30:27

Power Density Plot on Configuration IEEE 802.11ac MCS0/Nss1 VHT40 / 2437 MHz / Chain 2



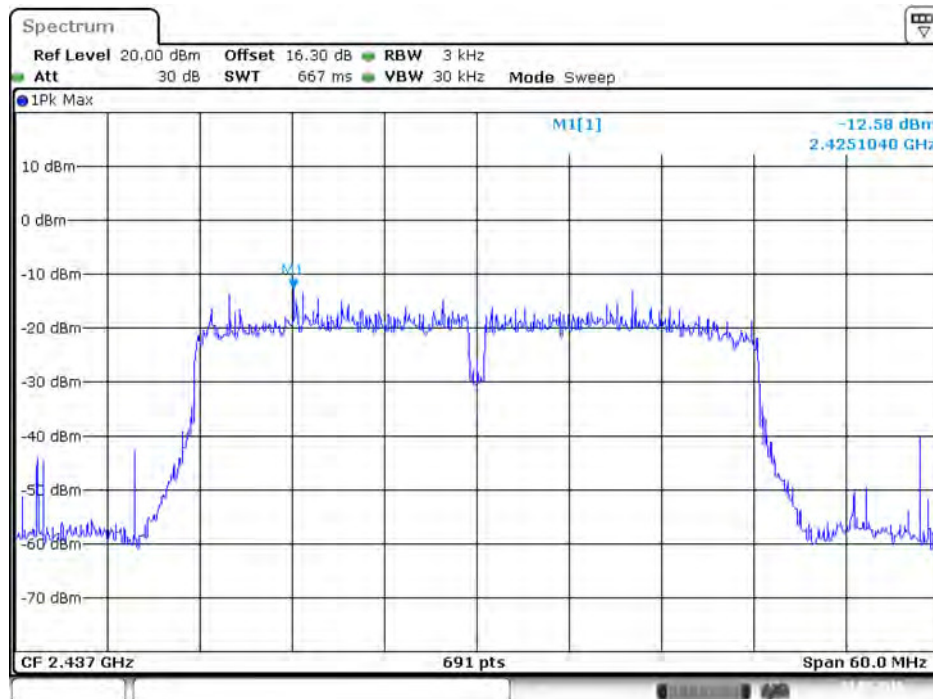
Date: 21.MAY.2016 09:30:41

Power Density Plot on Configuration IEEE 802.11ac MCS0/Nss1 VHT40 / 2437 MHz / Chain 3



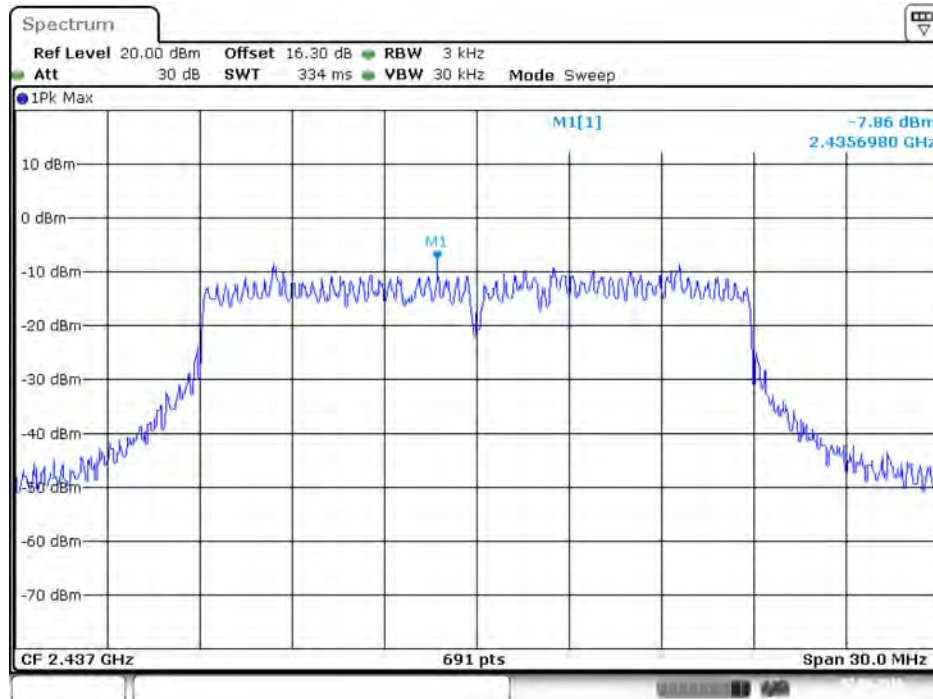
Date: 21.MAY.2016 09:30:55

Power Density Plot on Configuration IEEE 802.11ac MCS0/Nss1 VHT40 / 2437 MHz / Chain 4



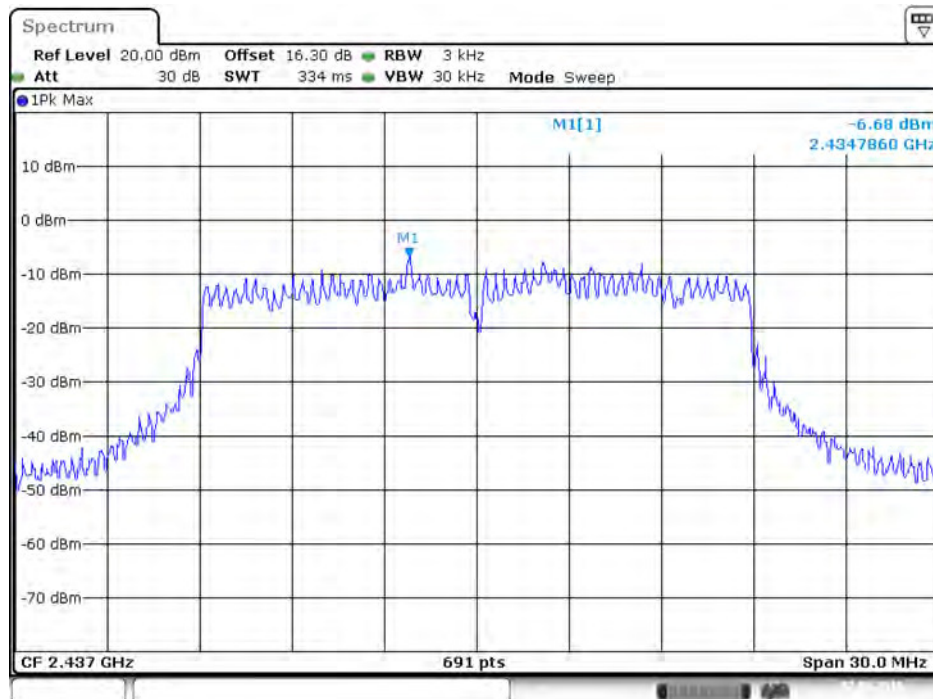
Date: 21.MAY.2016 09:31:12

Power Density Plot on Configuration IEEE 802.11ac MCS0/Nss2 VHT20 / 2437 MHz / Chain 1



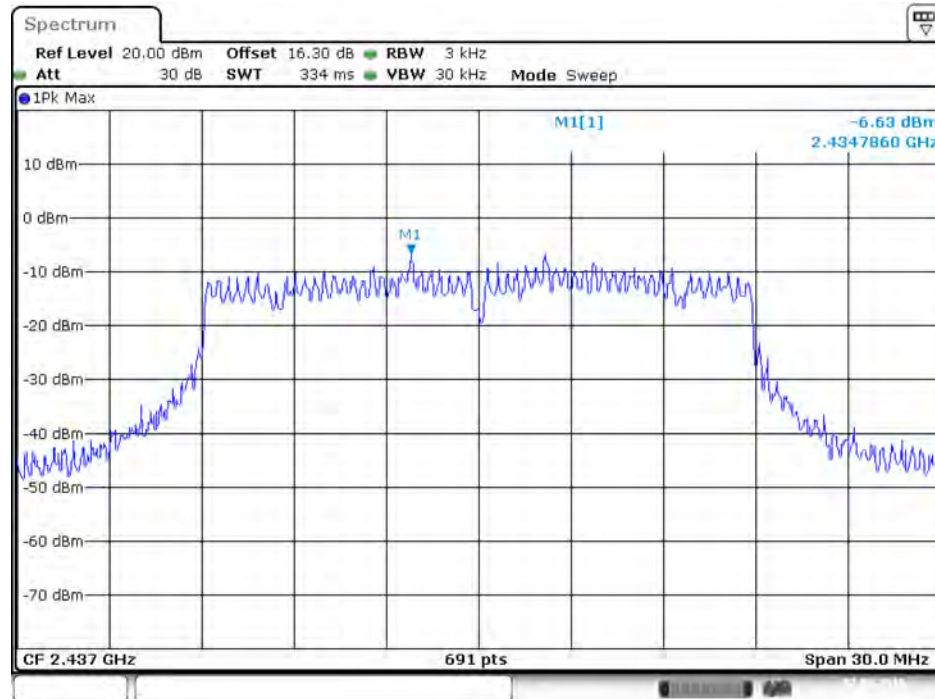
Date: 2 JUN 2016 21:22:06

Power Density Plot on Configuration IEEE 802.11ac MCS0/Nss2 VHT20 / 2437 MHz / Chain 2



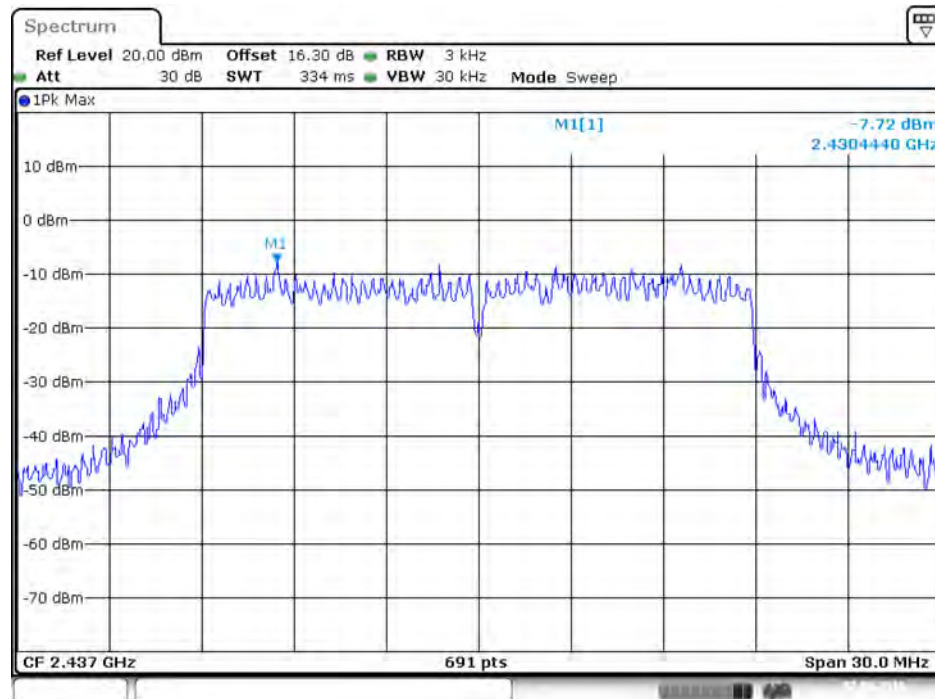
Date: 2 JUN 2016 21:21:51

Power Density Plot on Configuration IEEE 802.11ac MCS0/Nss2 VHT20 / 2437 MHz / Chain 3



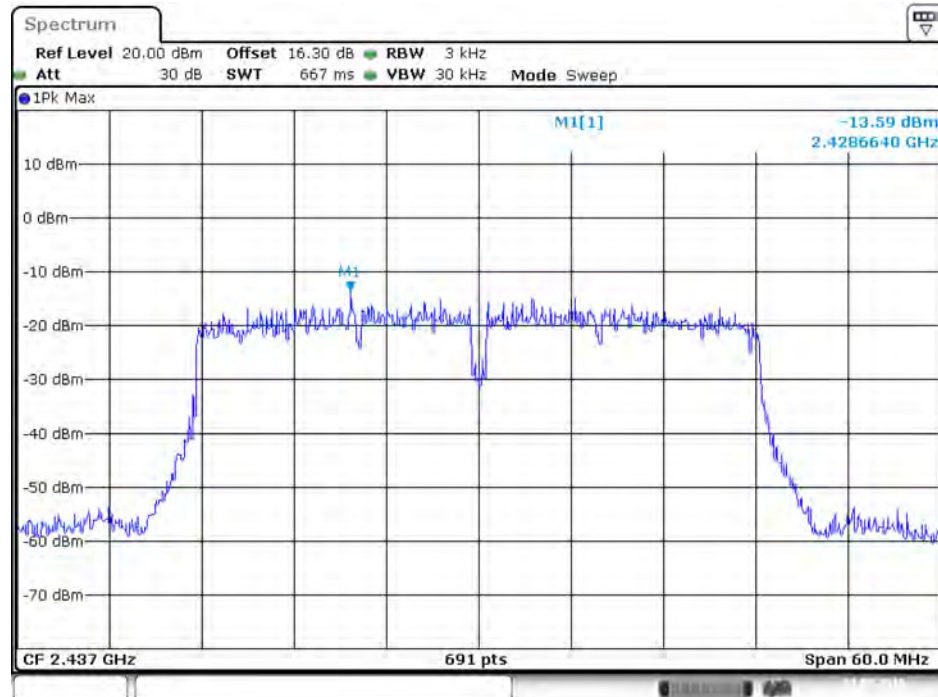
Date: 2 JUN 2016 21:21:37

Power Density Plot on Configuration IEEE 802.11ac MCS0/Nss2 VHT20 / 2437 MHz / Chain 4



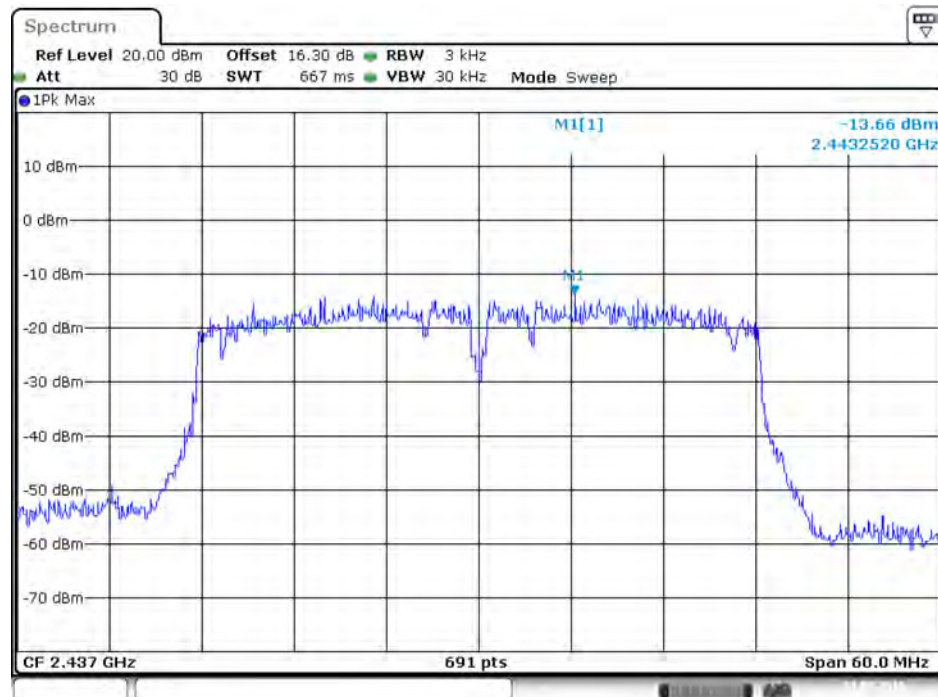
Date: 2 JUN 2016 21:21:21

Power Density Plot on Configuration IEEE 802.11ac MCS0/Nss2 VHT40 / 2437 MHz / Chain 1



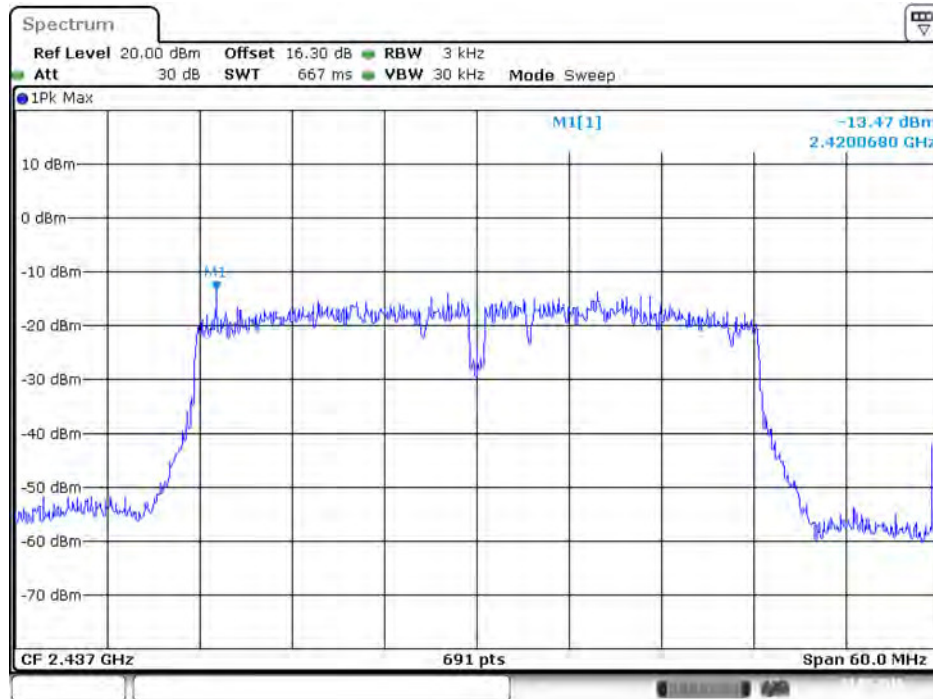
Date: 21.MAY.2016 10:23:58

Power Density Plot on Configuration IEEE 802.11ac MCS0/Nss2 VHT40 / 2437 MHz / Chain 2



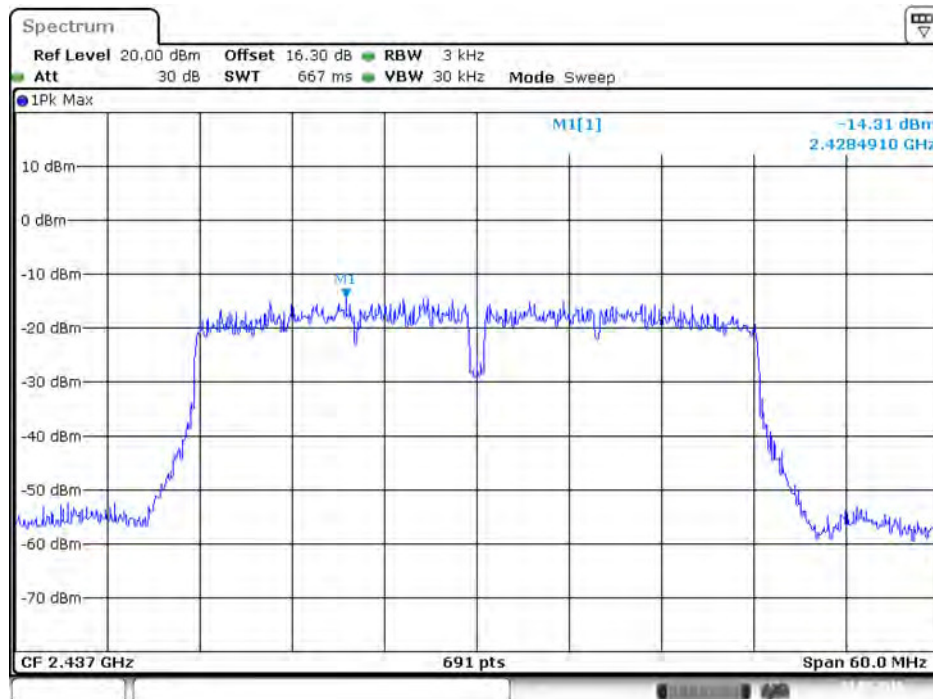
Date: 21.MAY.2016 10:24:15

Power Density Plot on Configuration IEEE 802.11ac MCS0/Nss2 VHT40 / 2437 MHz / Chain 3



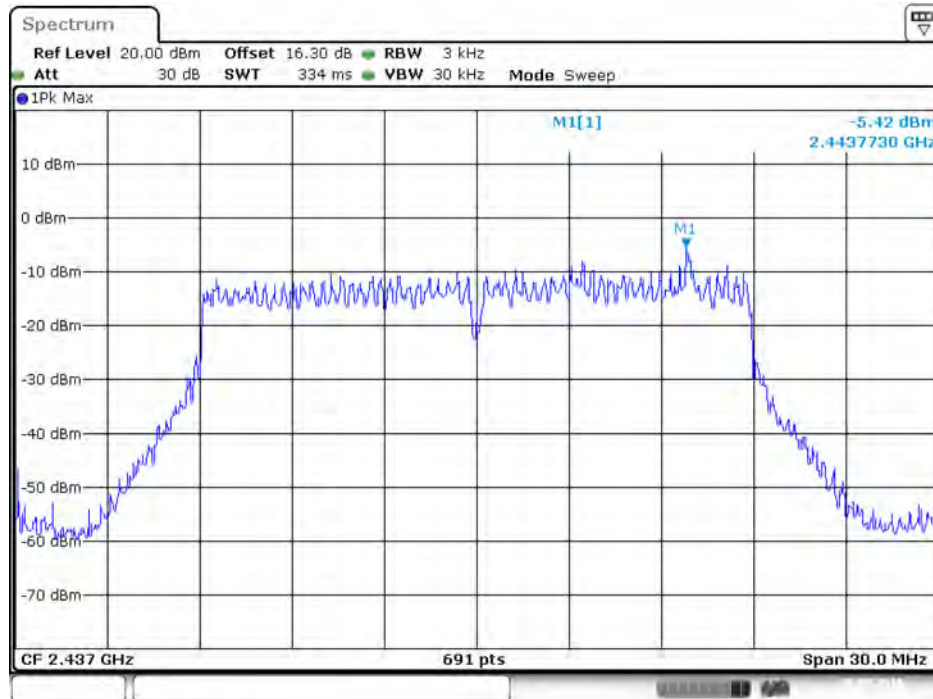
Date: 21.MAY.2016 10:24:31

Power Density Plot on Configuration IEEE 802.11ac MCS0/Nss2 VHT40 / 2437 MHz / Chain 4



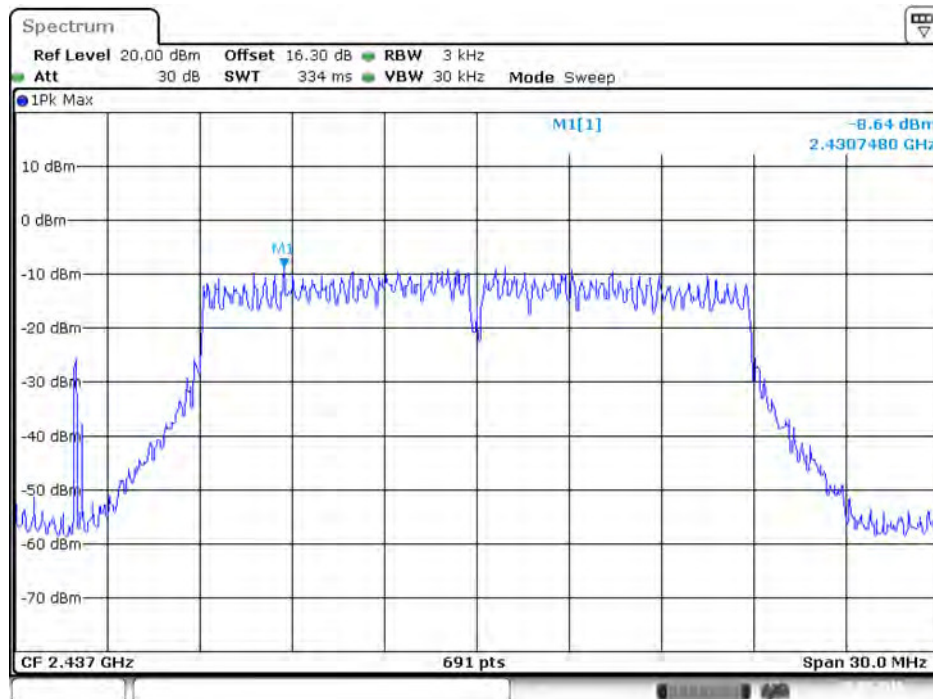
Date: 21.MAY.2016 10:24:51

Power Density Plot on Configuration IEEE 802.11ac MCS0/Nss3 VHT20 / 2437 MHz / Chain 1



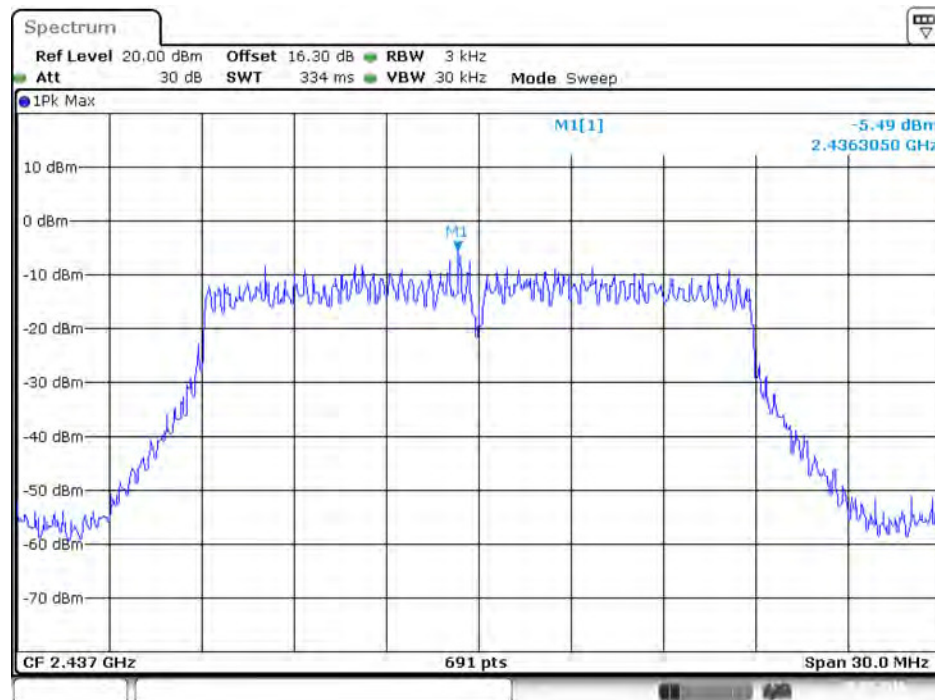
Date: 20.MAY.2016 15:42:47

Power Density Plot on Configuration IEEE 802.11ac MCS0/Nss3 VHT20 / 2437 MHz / Chain 2



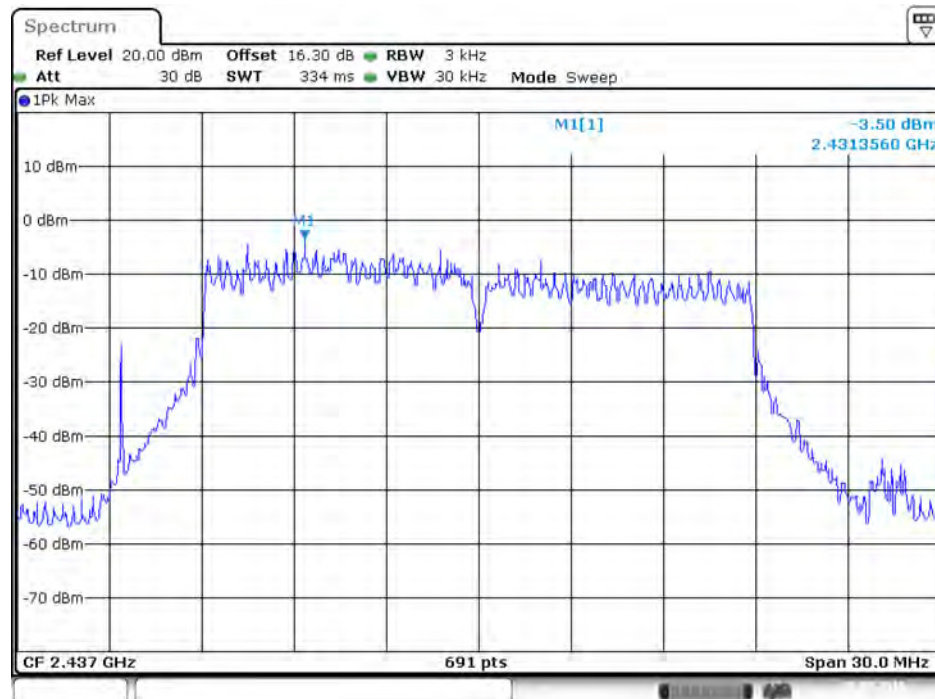
Date: 20.MAY.2016 15:42:31

Power Density Plot on Configuration IEEE 802.11ac MCS0/Nss3 VHT20 / 2437 MHz / Chain 3



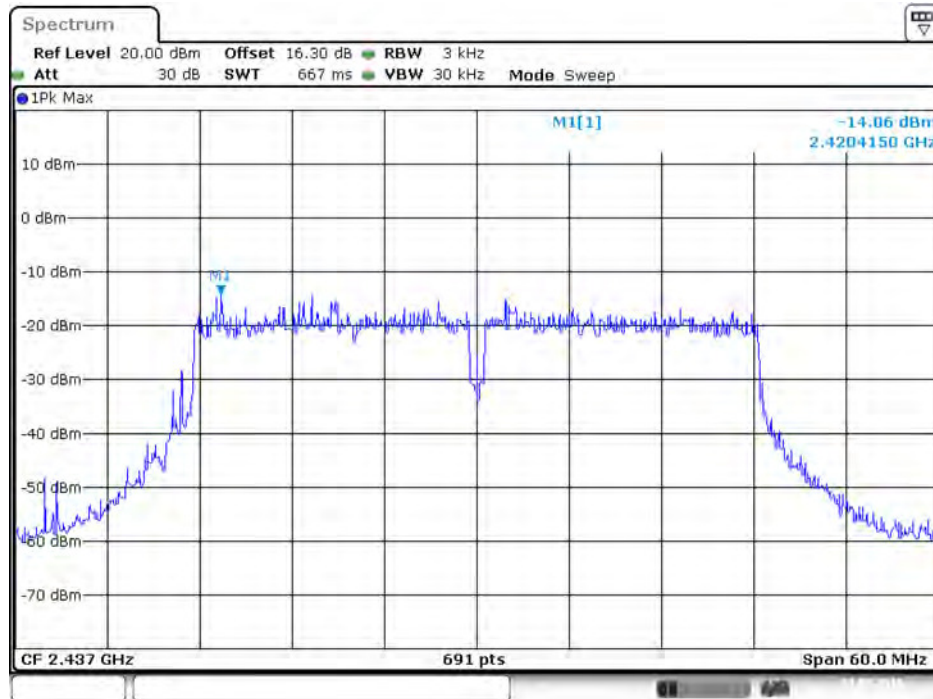
Date: 20.MAY.2016 15:42:14

Power Density Plot on Configuration IEEE 802.11ac MCS0/Nss3 VHT20 / 2437 MHz / Chain 4



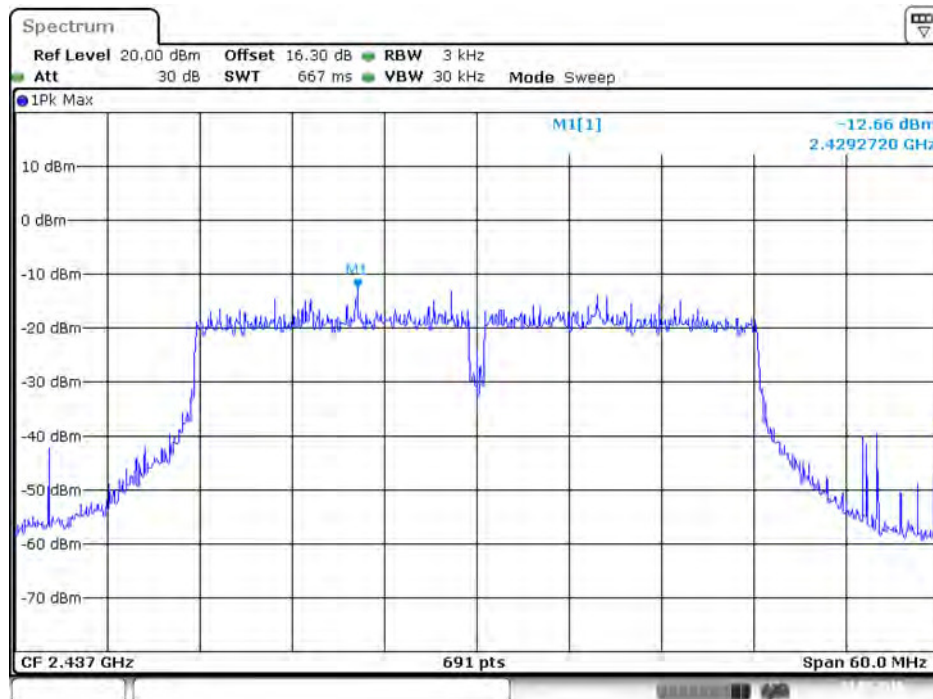
Date: 20.MAY.2016 15:41:56

Power Density Plot on Configuration IEEE 802.11ac MCS0/Nss3 VHT40 / 2437 MHz / Chain 1



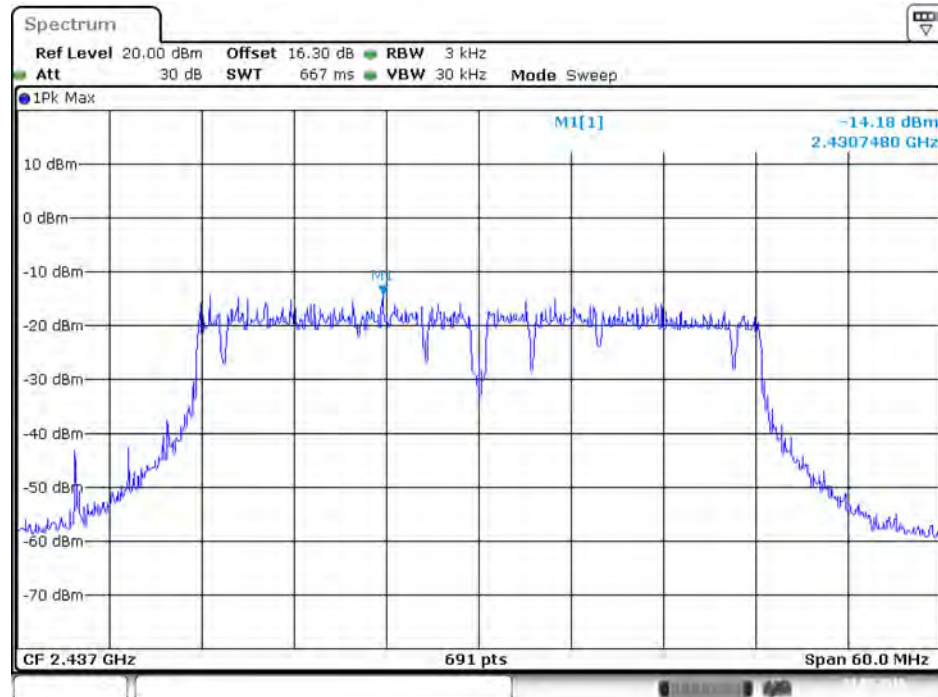
Date: 21.MAY.2016 10:55:06

Power Density Plot on Configuration IEEE 802.11ac MCS0/Nss3 VHT40 / 2437 MHz / Chain 2



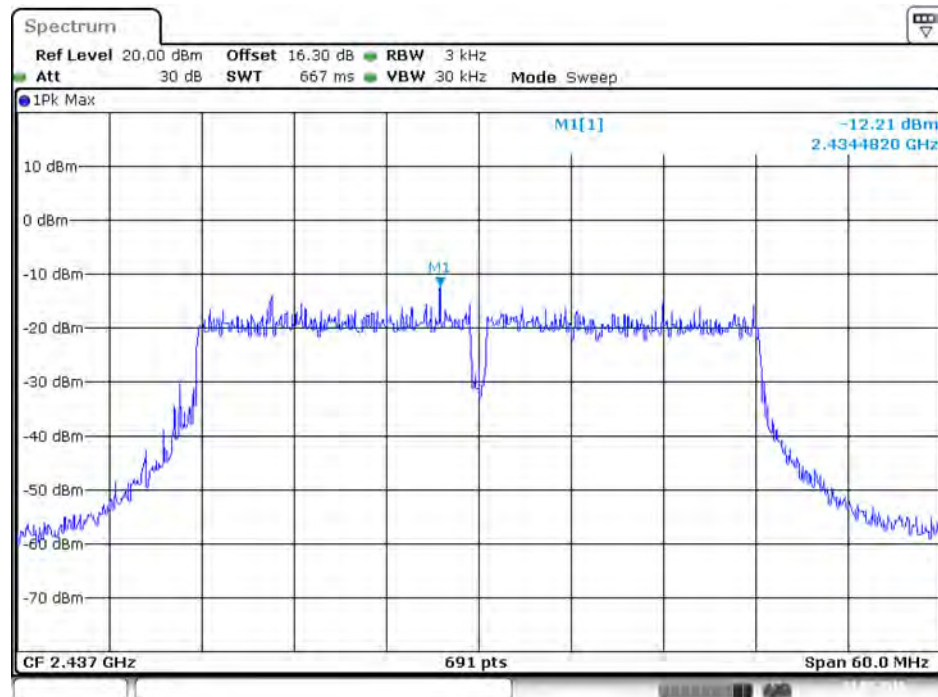
Date: 21.MAY.2016 10:54:47

Power Density Plot on Configuration IEEE 802.11ac MCS0/Nss3 VHT40 / 2437 MHz / Chain 3



Date: 21.MAY.2016 10:54:26

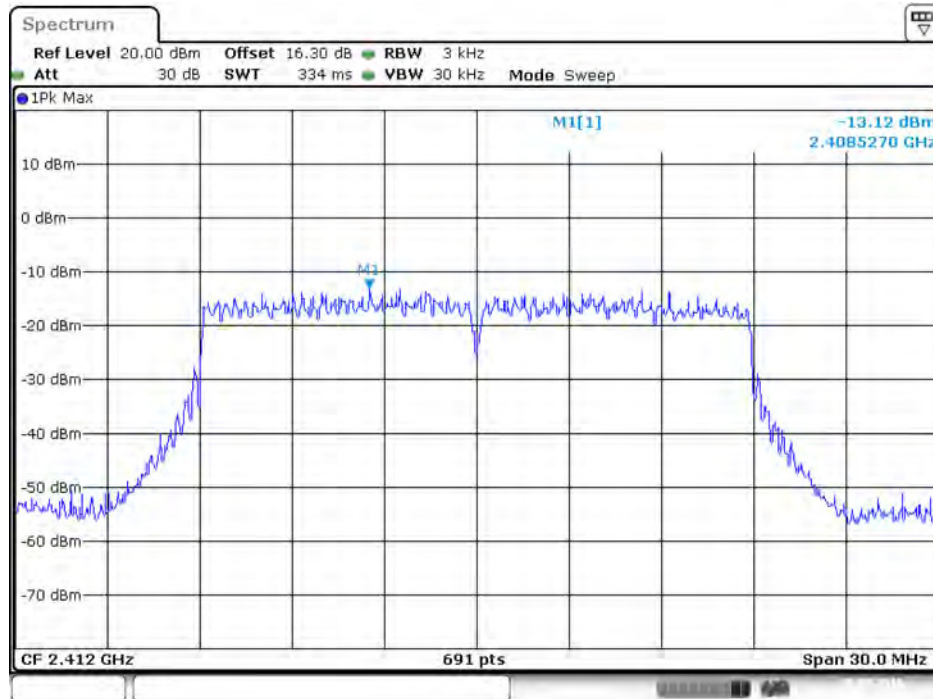
Power Density Plot on Configuration IEEE 802.11ac MCS0/Nss3 VHT40 / 2437 MHz / Chain 4



Date: 21.MAY.2016 10:54:00

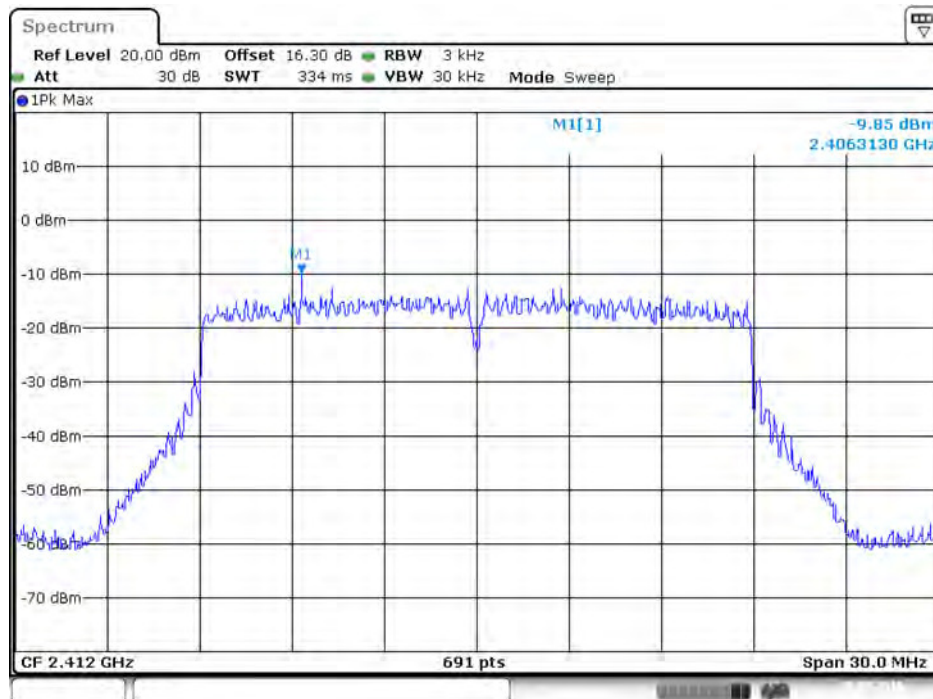
For Mode 4:

Power Density Plot on Configuration IEEE 802.11ac MCS0/Nss1 VHT20 / 2412 MHz / Chain 1



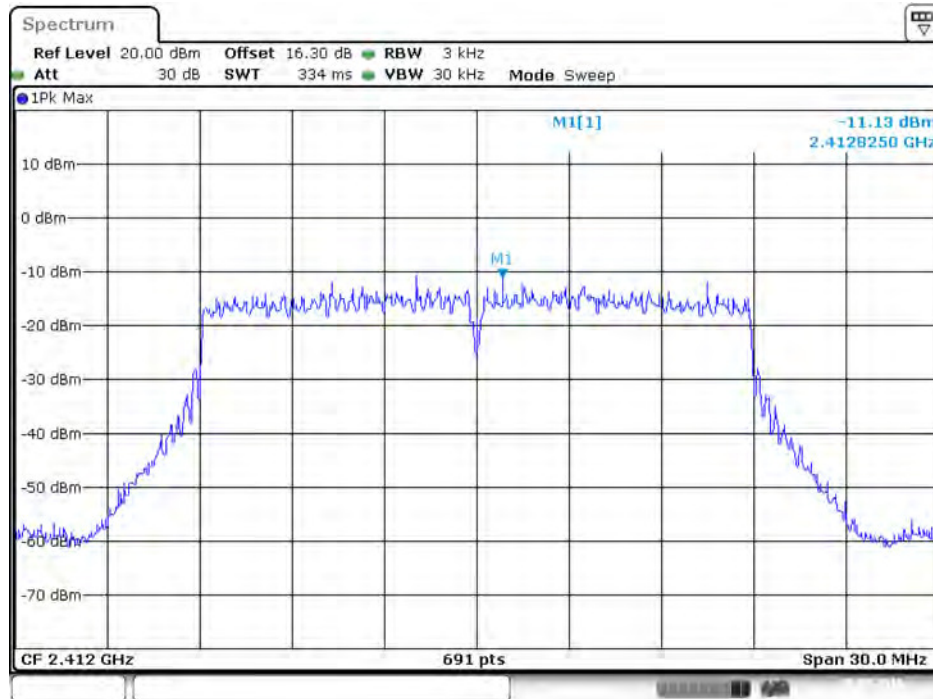
Date: 20.MAY.2016 11:44:31

Power Density Plot on Configuration IEEE 802.11ac MCS0/Nss1 VHT20 / 2412 MHz / Chain 2



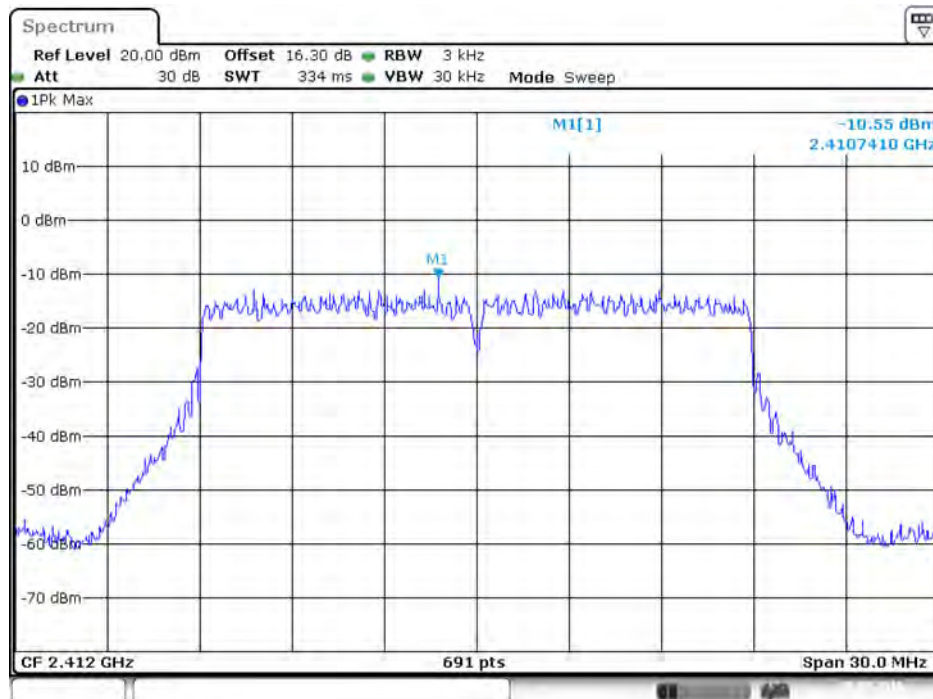
Date: 20.MAY.2016 11:44:48

Power Density Plot on Configuration IEEE 802.11ac MCS0/Nss1 VHT20 / 2412 MHz / Chain 3



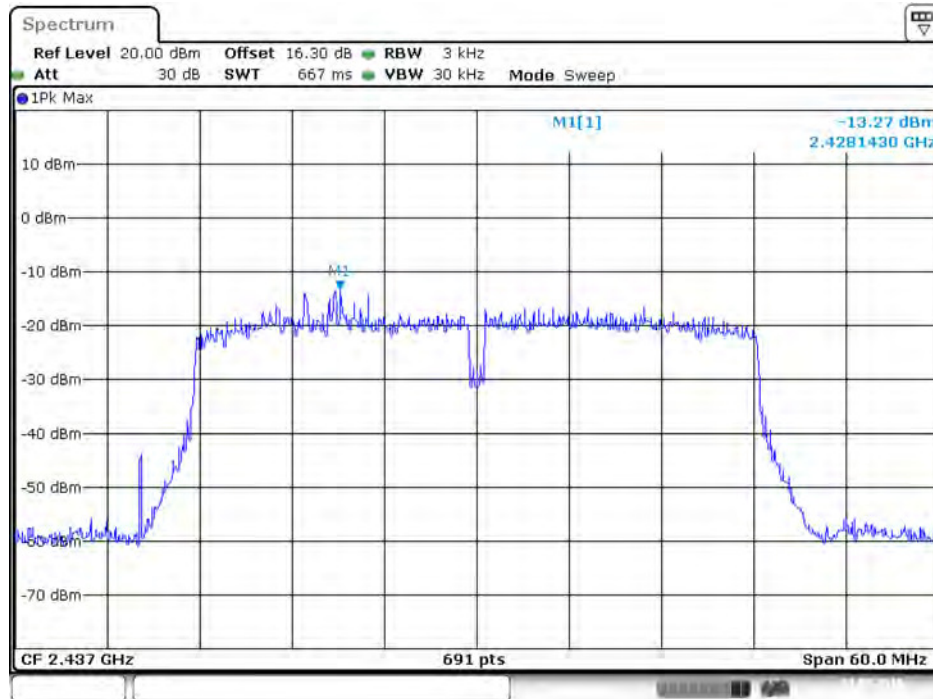
Date: 20.MAY.2016 11:45:05

Power Density Plot on Configuration IEEE 802.11ac MCS0/Nss1 VHT20 / 2412 MHz / Chain 4



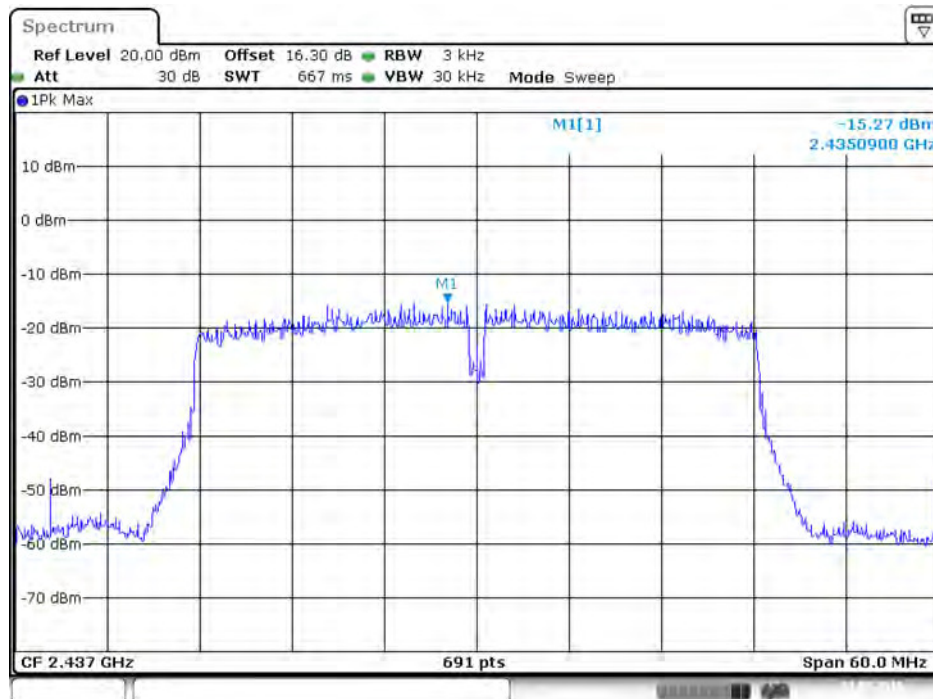
Date: 20.MAY.2016 11:45:24

Power Density Plot on Configuration IEEE 802.11ac MCS0/Nss1 VHT40 / 2437 MHz / Chain 1



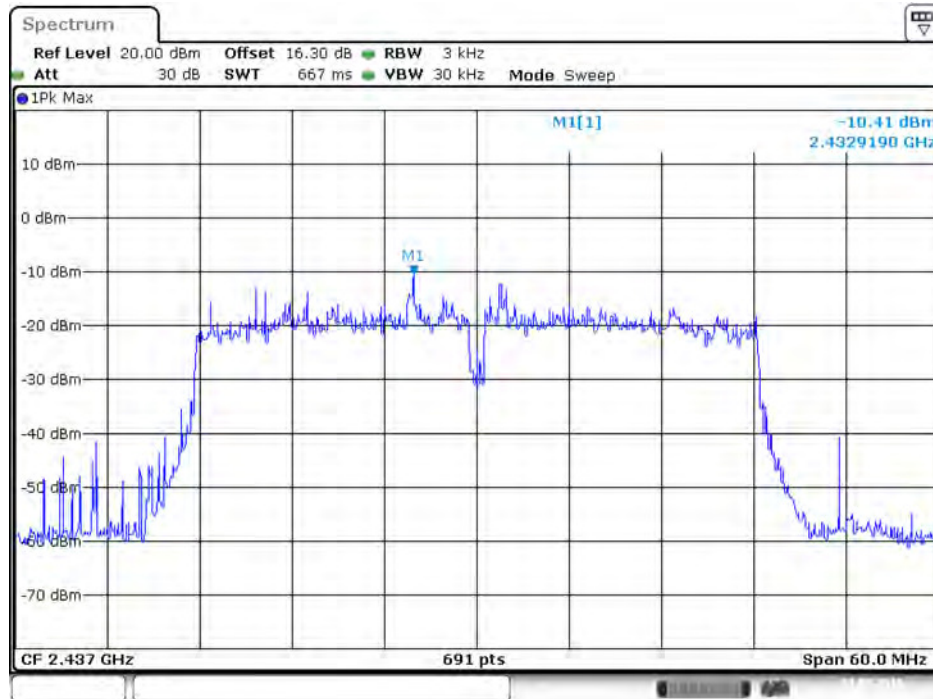
Date: 21.MAY.2016 09:30:27

Power Density Plot on Configuration IEEE 802.11ac MCS0/Nss1 VHT40 / 2437 MHz / Chain 2



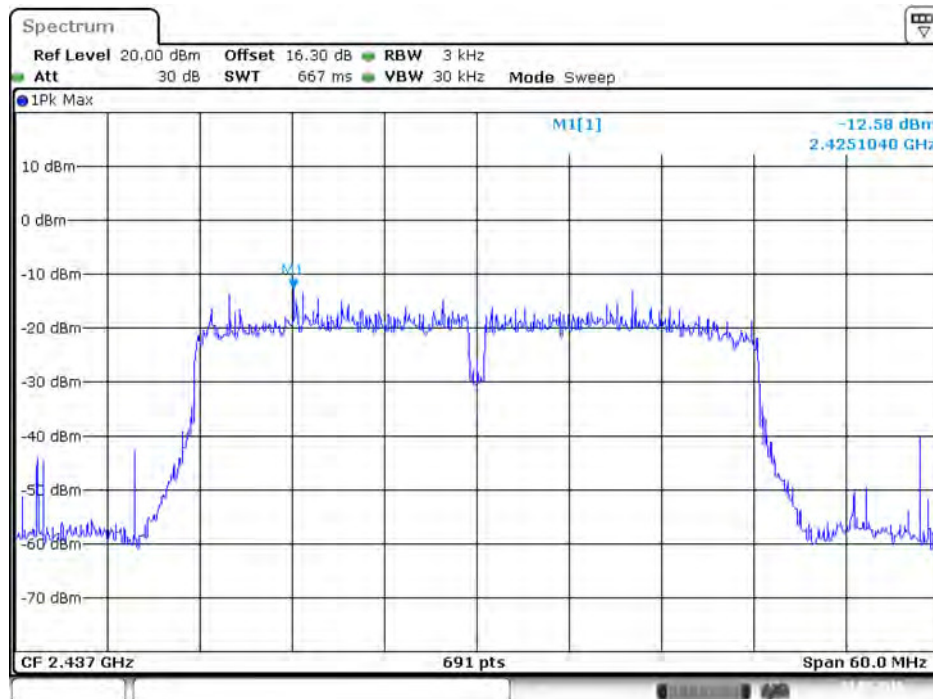
Date: 21.MAY.2016 09:30:41

Power Density Plot on Configuration IEEE 802.11ac MCS0/Nss1 VHT40 / 2437 MHz / Chain 3



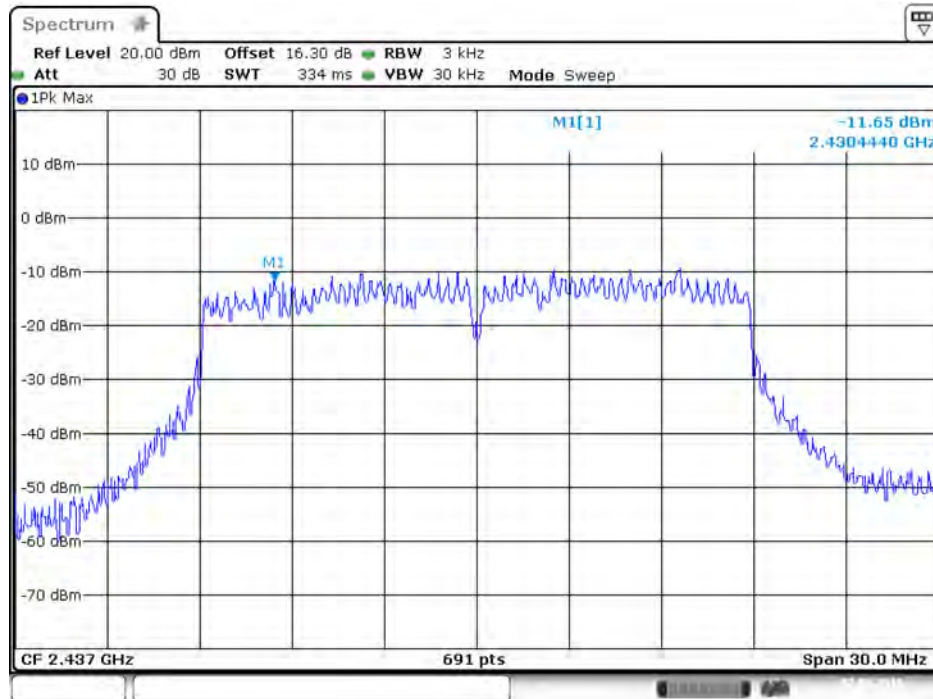
Date: 21.MAY.2016 09:30:55

Power Density Plot on Configuration IEEE 802.11ac MCS0/Nss1 VHT40 / 2437 MHz / Chain 4



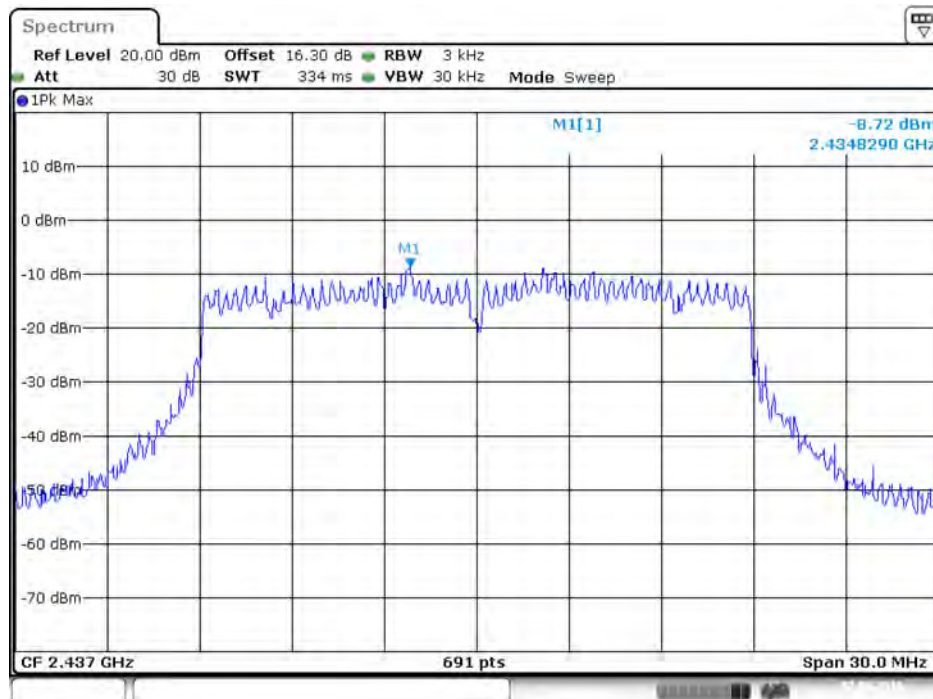
Date: 21.MAY.2016 09:31:12

Power Density Plot on Configuration IEEE 802.11ac MCS0/Nss2 VHT20 / 2437 MHz / Chain 1



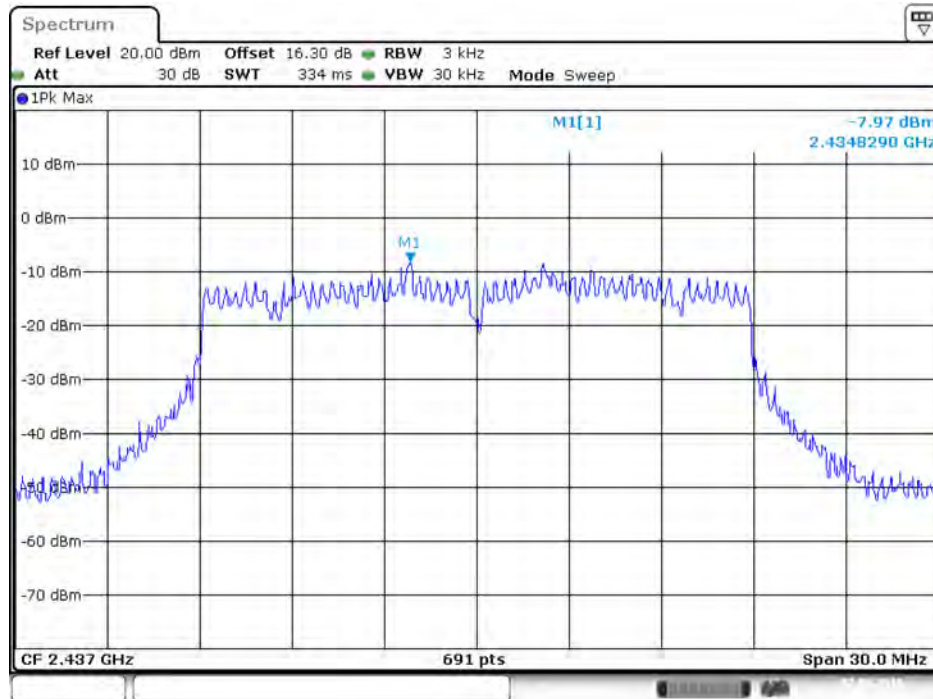
Date: 2 JUN 2016 15:28:01

Power Density Plot on Configuration IEEE 802.11ac MCS0/Nss2 VHT20 / 2437 MHz / Chain 2



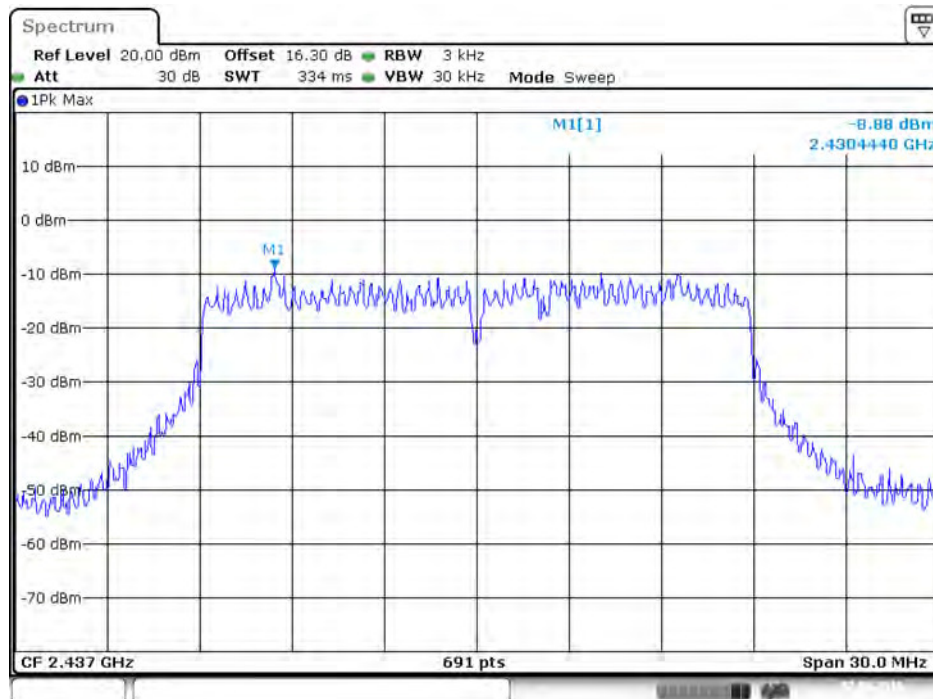
Date: 2 JUN 2016 15:28:18

Power Density Plot on Configuration IEEE 802.11ac MCS0/Nss2 VHT20 / 2437 MHz / Chain 3



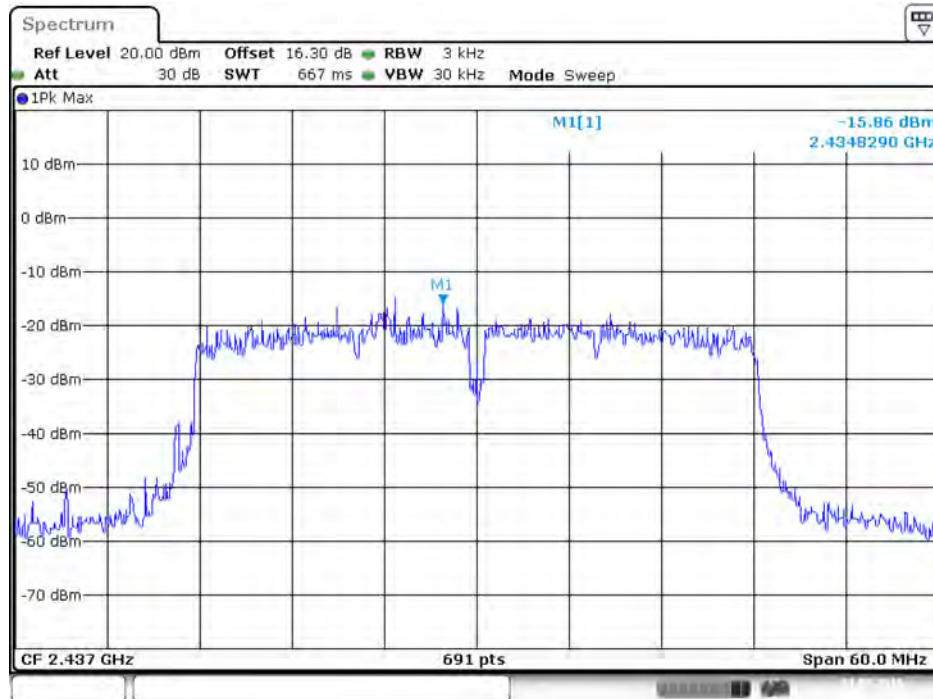
Date: 2 JUN 2016 15:28:32

Power Density Plot on Configuration IEEE 802.11ac MCS0/Nss2 VHT20 / 2437 MHz / Chain 4



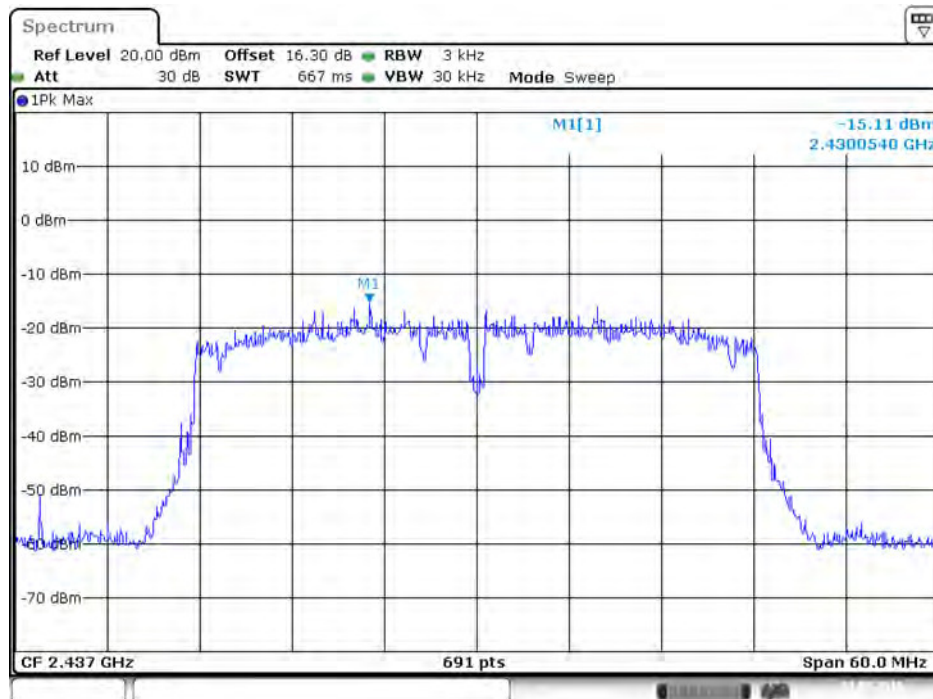
Date: 2 JUN 2016 15:28:46

Power Density Plot on Configuration IEEE 802.11ac MCS0/Nss2 VHT40 / 2437 MHz / Chain 1



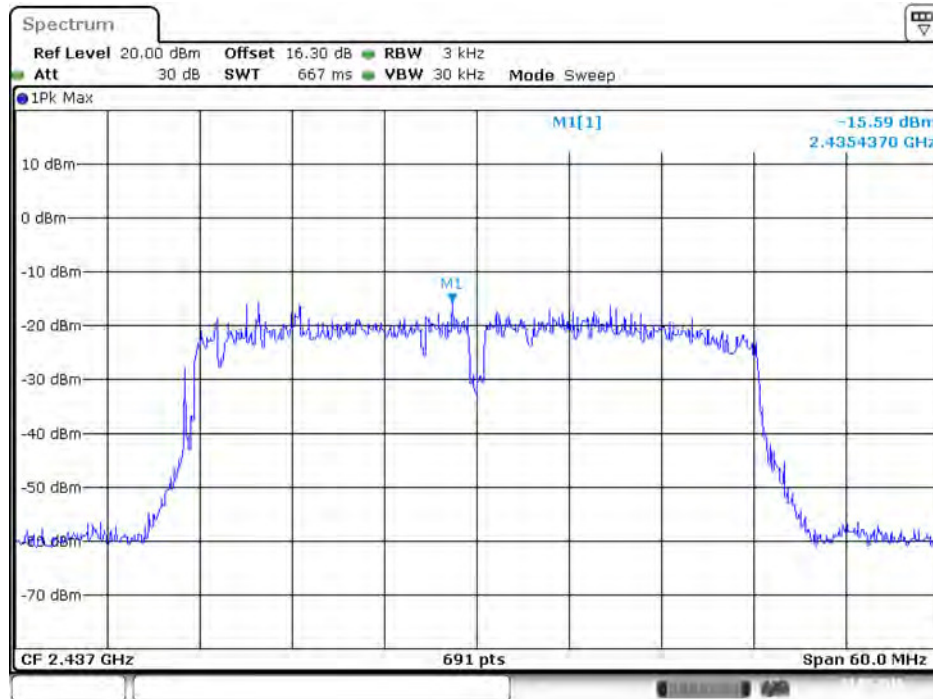
Date: 21.MAY.2016 10:31:46

Power Density Plot on Configuration IEEE 802.11ac MCS0/Nss2 VHT40 / 2437 MHz / Chain 2



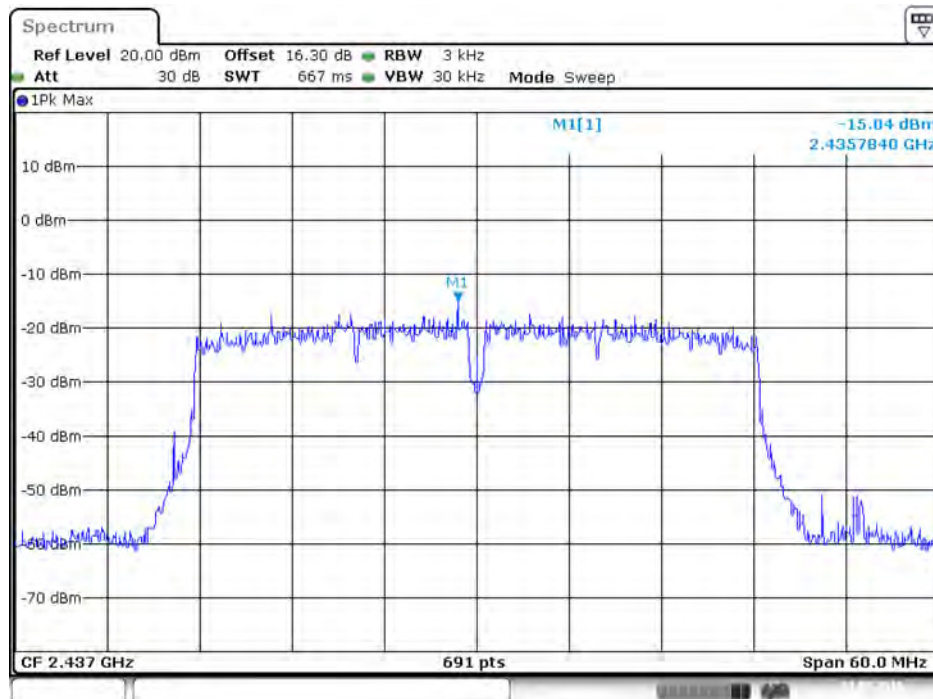
Date: 21.MAY.2016 10:32:13

Power Density Plot on Configuration IEEE 802.11ac MCS0/Nss2 VHT40 / 2437 MHz / Chain 3



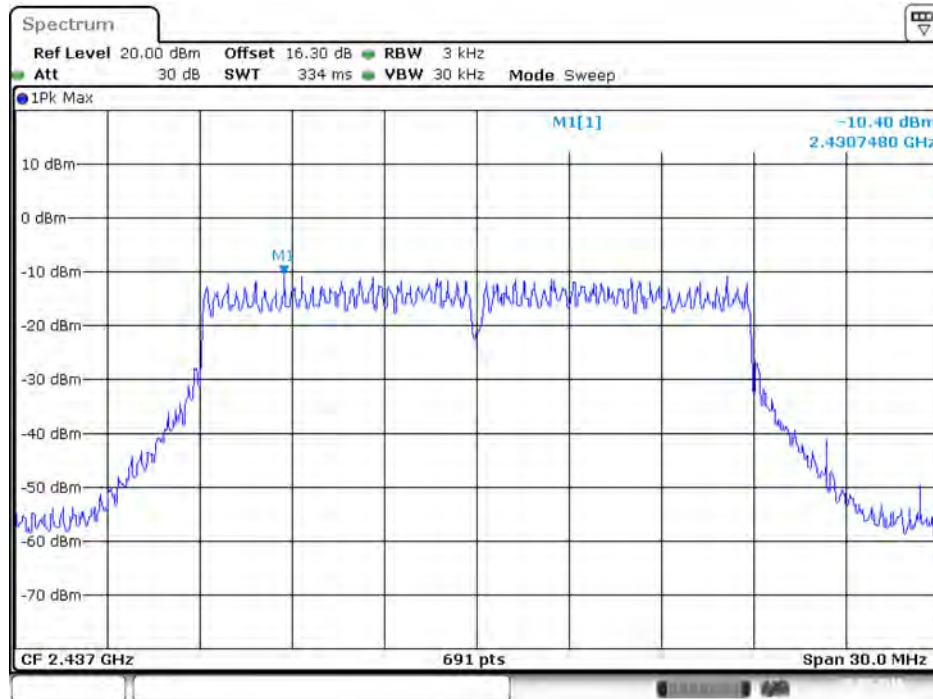
Date: 21.MAY.2016 10:32:32

Power Density Plot on Configuration IEEE 802.11ac MCS0/Nss2 VHT40 / 2437 MHz / Chain 4



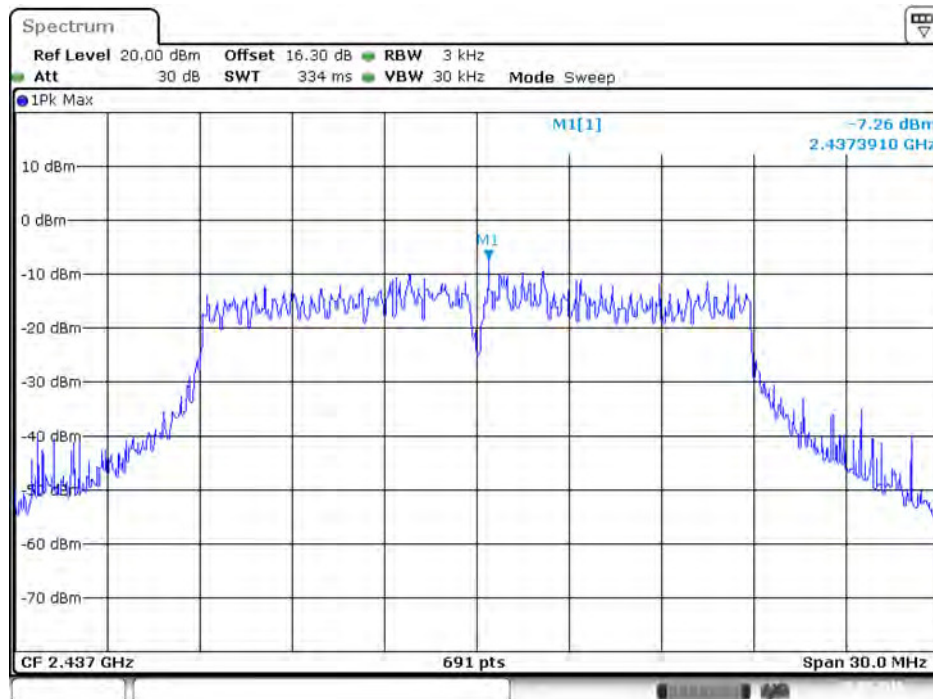
Date: 21.MAY.2016 10:32:51

Power Density Plot on Configuration IEEE 802.11ac MCS0/Nss3 VHT20 / 2437 MHz / Chain 1



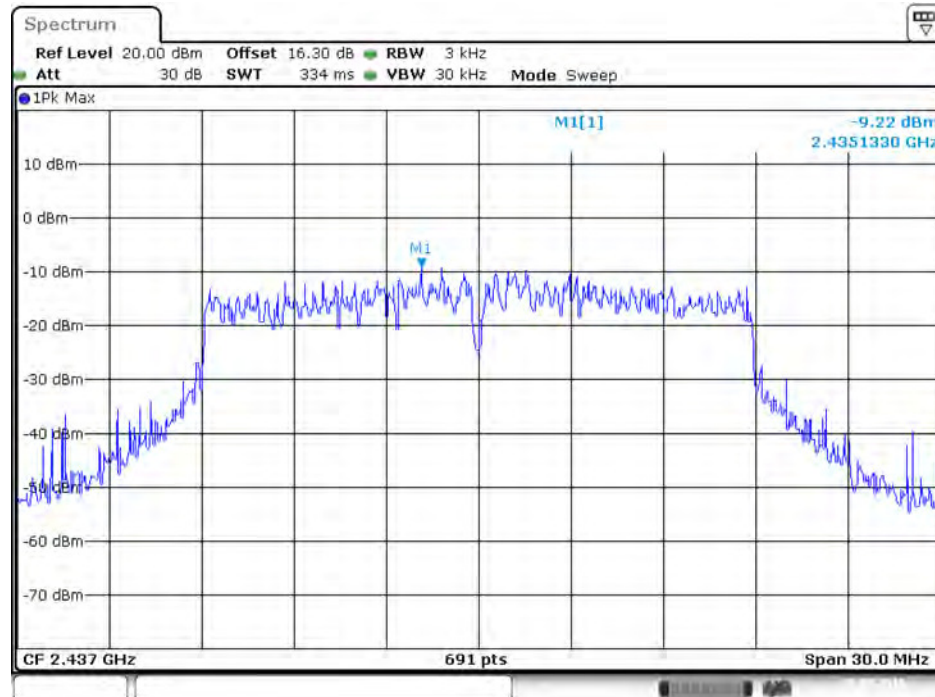
Date: 20.MAY.2016 15:07:10

Power Density Plot on Configuration IEEE 802.11ac MCS0/Nss3 VHT20 / 2437 MHz / Chain 2



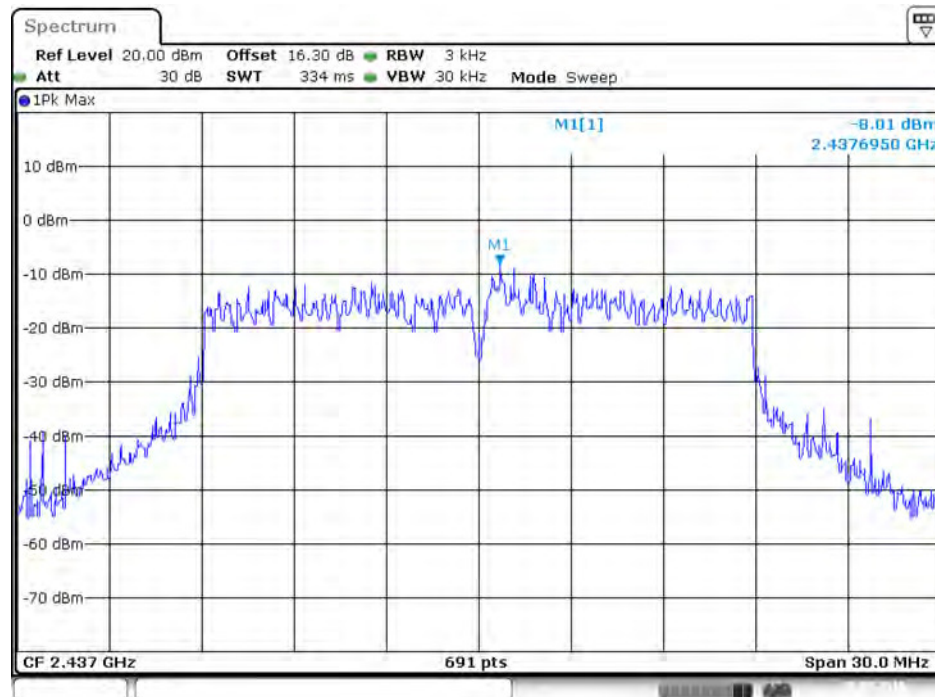
Date: 20.MAY.2016 15:20:51

Power Density Plot on Configuration IEEE 802.11ac MCS0/Nss3 VHT20 / 2437 MHz / Chain 3



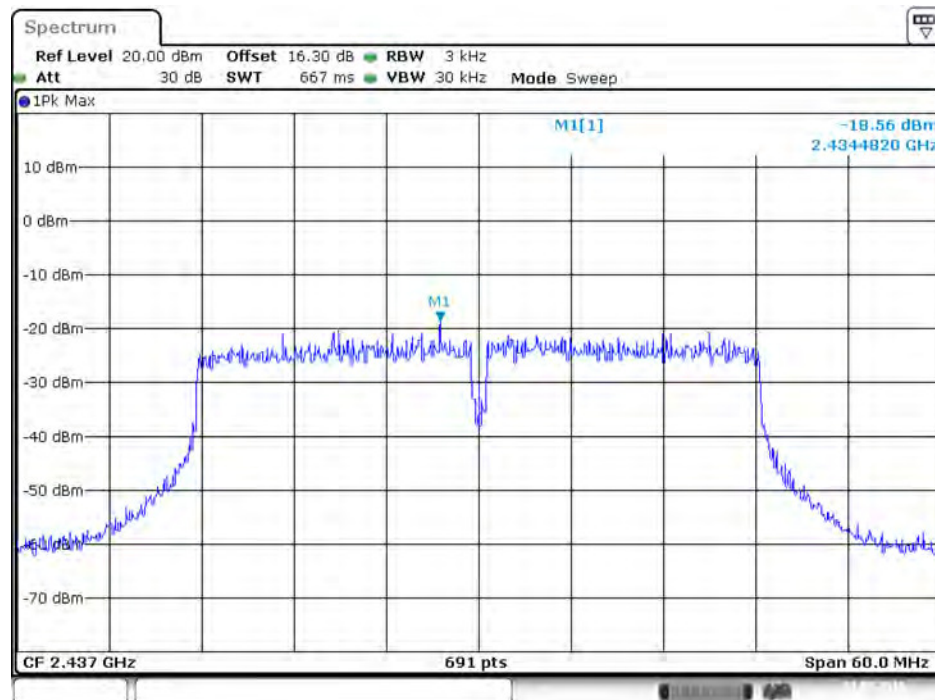
Date: 20.MAY.2016 15:21:13

Power Density Plot on Configuration IEEE 802.11ac MCS0/Nss3 VHT20 / 2437 MHz / Chain 4



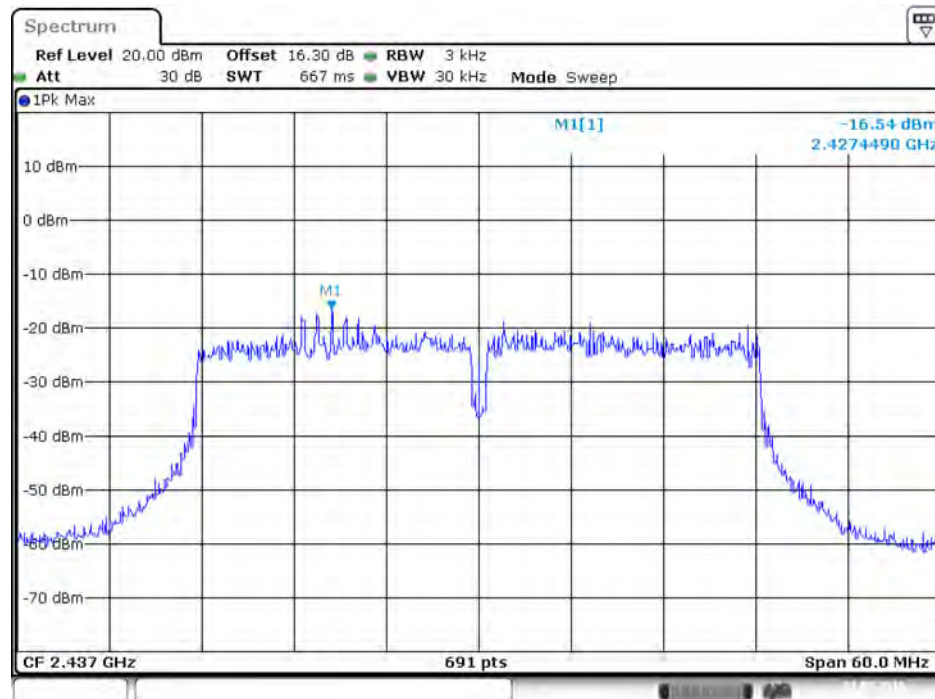
Date: 20.MAY.2016 15:21:38

Power Density Plot on Configuration IEEE 802.11ac MCS0/Nss3 VHT40 / 2437 MHz / Chain 1



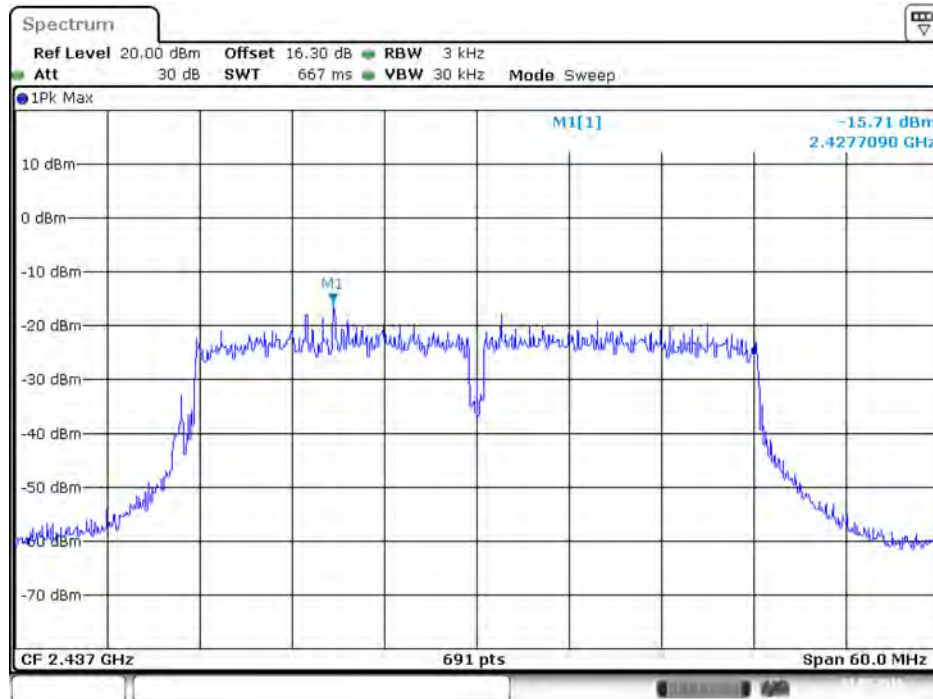
Date: 21.MAY.2016 11:17:02

Power Density Plot on Configuration IEEE 802.11ac MCS0/Nss3 VHT40 / 2437 MHz / Chain 2



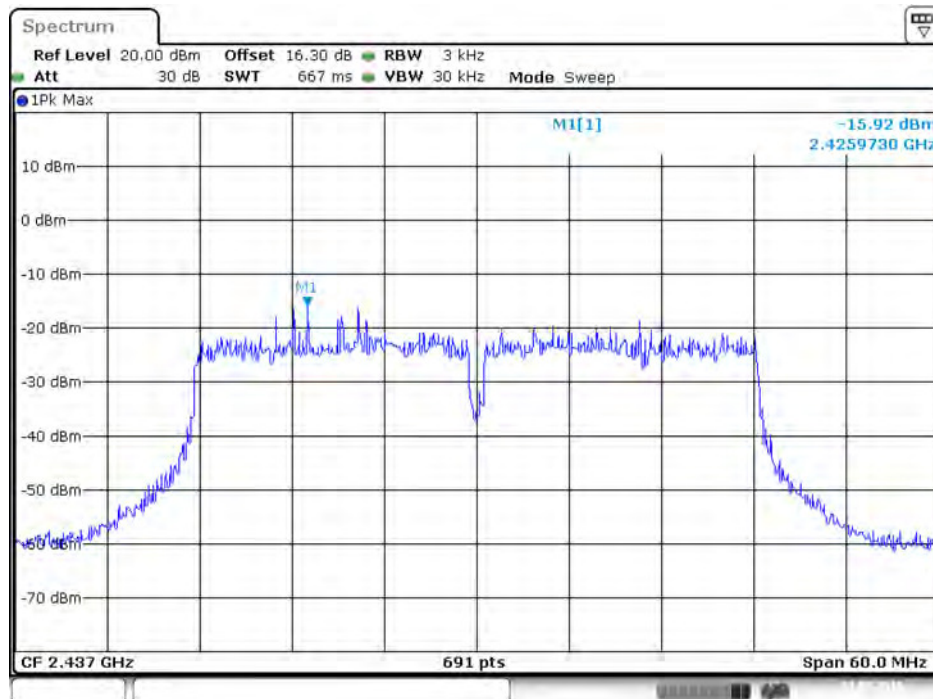
Date: 21.MAY.2016 11:16:18

Power Density Plot on Configuration IEEE 802.11ac MCS0/Nss3 VHT40 / 2437 MHz / Chain 3



Date: 21.MAY.2016 11:16:00

Power Density Plot on Configuration IEEE 802.11ac MCS0/Nss3 VHT40 / 2437 MHz / Chain 4



Date: 21.MAY.2016 11:15:43

<For Radio 3 Mode>

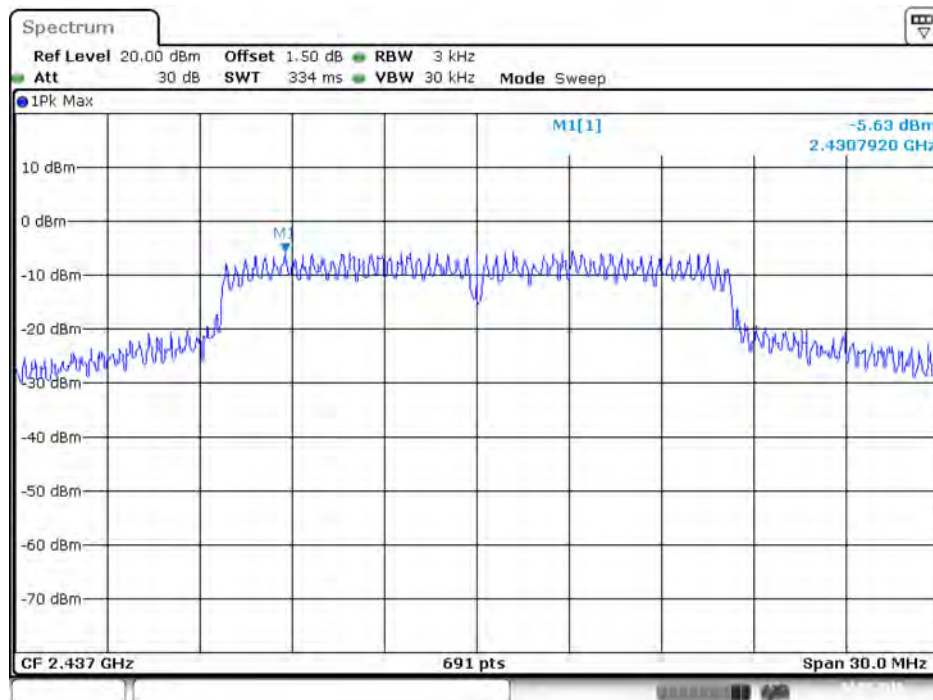
For Mode 5:

Power Density Plot on Configuration IEEE 802.11b / 2412 MHz / Chain 5



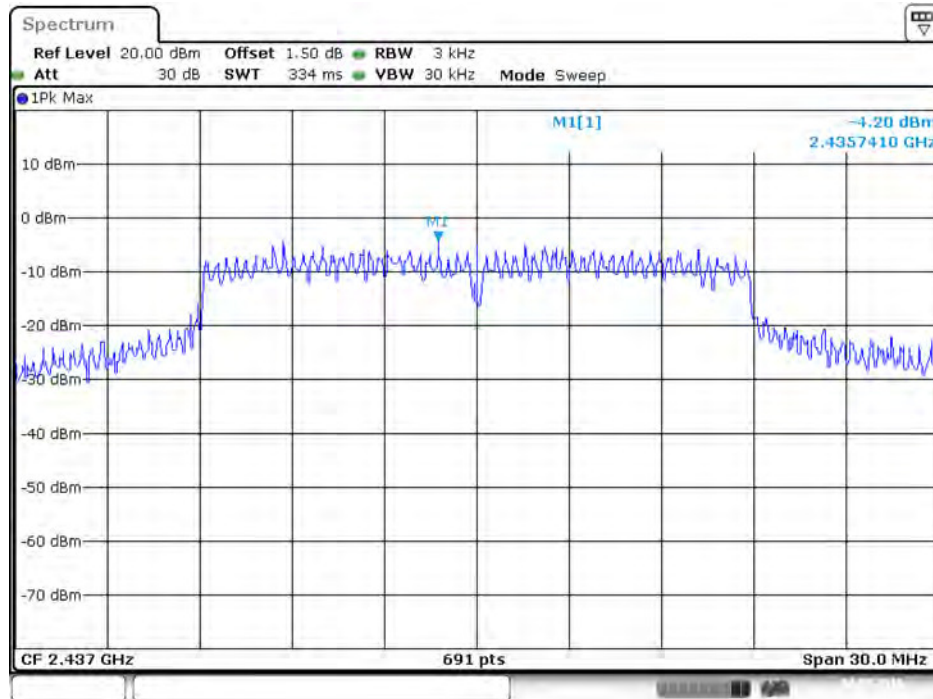
Date: 24.MAY.2016 09:58:40

Power Density Plot on Configuration IEEE 802.11g / 2437 MHz / Chain 5



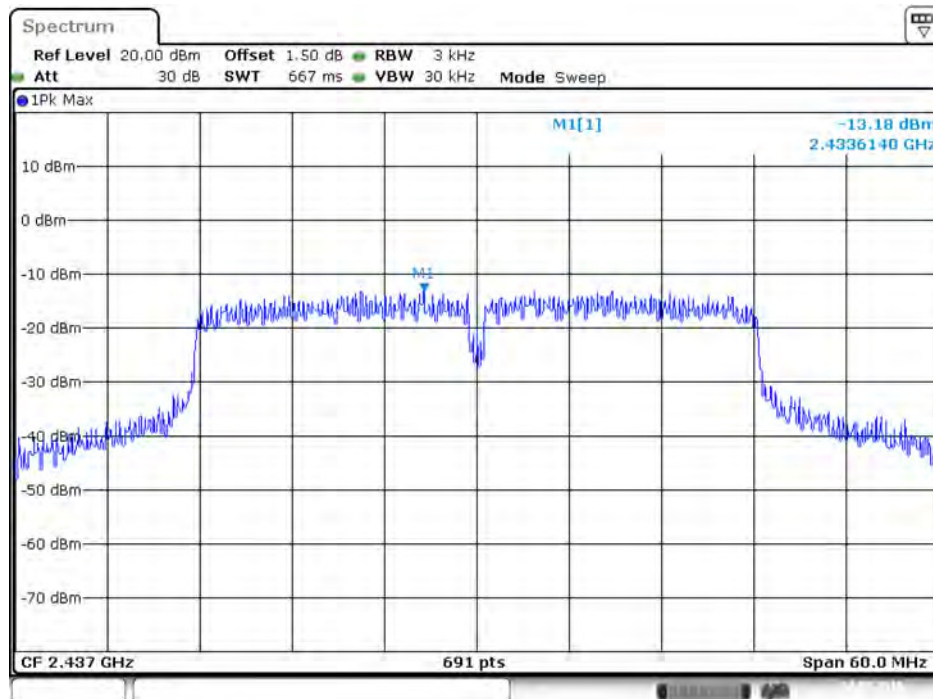
Date: 24.MAY.2016 10:03:22

Power Density Plot on Configuration IEEE 802.11ac MCS0/Nss1 VHT20 / 2437 MHz / Chain 5



Date: 24.MAY.2016 10:05:23

Power Density Plot on Configuration IEEE 802.11ac MCS0/Nss1 VHT40 / 2437 MHz / Chain 5



Date: 24.MAY.2016 10:07:48

4.4. 6dB Spectrum Bandwidth Measurement

4.4.1. Limit

For digital modulation systems, the minimum 6 dB bandwidth shall be at least 500 kHz.

4.4.2. Measuring Instruments and Setting

Please refer to section 5 of equipments list in this report. The following table is the setting of the Spectrum Analyzer.

6dB Spectrum Bandwidth	
Spectrum Parameters	Setting
Attenuation	Auto
Span Frequency	> 6dB Bandwidth
RBW	100kHz
VBW	$\geq 3 \times \text{RBW}$
Detector	Peak
Trace	Max Hold
Sweep Time	Auto
99% Occupied Bandwidth	
Spectrum Parameters	Setting
Span	1.5 times to 5.0 times the OBW
RBW	1 % to 5 % of the OBW
VBW	$\geq 3 \times \text{RBW}$
Detector	Peak
Trace	Max Hold

4.4.3. Test Procedures

1. The transmitter was radiated to the spectrum analyzer in peak hold mode.
2. Test was performed in accordance with KDB558074 D01 v03r05 for Performing Compliance Measurements on Digital Transmission Systems (DTS) Operating Under §15.247 section 8.0 DTS 6-dB signal bandwidth option 1.
3. Multiple antenna system was performed in accordance with KDB 662911 D01 v02r01 Emissions Testing of Transmitters with Multiple Outputs in the Same Band.
4. Measurement perform conducted of each port.
5. Measured the spectrum width with power higher than 6dB below carrier.

4.4.4. Test Setup Layout

This test setup layout is the same as that shown in section 4.3.4.

4.4.5. Test Deviation

There is no deviation with the original standard.

4.4.6. EUT Operation during Test

The EUT was programmed to be in continuously transmitting mode.

4.4.7. Test Result of 6dB Spectrum Bandwidth

Temperature	25°C	Humidity	62%
Test Engineer	Peter Wu		

<For Radio 1 Non-beamforming Mode>

For Mode 1:

Mode	Frequency	6dB Bandwidth (MHz)				99% Occupied Bandwidth (MHz)				Min. Limit (kHz)	Test Result
		Chain				Chain					
		1	2	3	4	1	2	3	4		
802.11b	2412 MHz	7.59	8.99	7.59	8.52	13.02	13.11	13.46	13.11	500	Complies
	2437 MHz	10.03	9.04	9.04	9.04	15.20	14.76	16.24	14.93	500	Complies
	2462 MHz	8.06	8.06	8.06	7.48	13.11	13.02	12.94	12.85	500	Complies
802.11g	2412 MHz	15.71	16.35	16.29	16.29	16.41	16.50	16.41	16.41	500	Complies
	2437 MHz	15.88	15.71	16.06	16.35	17.11	17.11	17.37	17.45	500	Complies
	2462 MHz	16.35	16.35	15.65	15.71	16.41	16.50	16.41	16.40	500	Complies
802.11ac	2412 MHz	16.52	17.62	17.62	17.22	17.63	17.63	17.63	17.63	500	Complies
MCS0/Nss1	2437 MHz	17.57	17.68	17.57	17.68	23.70	21.36	24.14	24.23	500	Complies
VHT20	2462 MHz	17.68	17.62	17.62	17.62	17.63	17.63	17.63	17.63	500	Complies
802.11ac	2422 MHz	33.86	35.13	35.13	35.13	36.03	36.03	36.03	35.89	500	Complies
MCS0/Nss1	2437 MHz	35.13	35.13	35.13	33.97	36.03	36.03	35.89	35.89	500	Complies
VHT40	2452 MHz	33.86	35.13	32.70	35.01	36.03	35.89	36.03	35.89	500	Complies
802.11ac	2412 MHz	17.68	17.74	17.74	17.68	17.80	17.80	17.97	17.97	500	Complies
MCS0/Nss4	2437 MHz	17.68	17.74	17.74	17.62	20.06	19.62	19.97	20.32	500	Complies
VHT20	2462 MHz	17.68	17.74	17.62	17.74	17.89	17.80	17.97	17.97	500	Complies
802.11ac	2422 MHz	36.29	36.29	36.17	36.41	37.05	37.05	36.76	36.90	500	Complies
MCS0/Nss4	2437 MHz	36.41	36.29	36.41	36.17	37.05	37.05	36.76	37.05	500	Complies
VHT40	2452 MHz	35.83	36.41	36.41	36.41	37.05	37.19	36.90	37.05	500	Complies

For Mode 2:

Mode	Frequency	6dB Bandwidth (MHz)				99% Occupied Bandwidth (MHz)				Min. Limit (kHz)	Test Result
		Chain				Chain					
		1	2	3	4	1	2	3	4		
802.11b	2412 MHz	7.54	7.59	7.07	7.54	12.68	12.50	12.59	12.85	500	Complies
	2437 MHz	7.54	7.07	8.06	7.13	12.76	12.42	12.85	12.50	500	Complies
	2462 MHz	7.13	7.59	7.13	8.11	12.76	12.50	12.76	12.85	500	Complies
802.11g	2412 MHz	16.12	16.35	16.29	16.35	16.50	16.41	16.41	16.41	500	Complies
	2437 MHz	16.06	16.00	16.29	16.35	17.02	17.19	17.28	17.19	500	Complies
	2462 MHz	16.35	15.65	15.77	15.94	16.50	16.50	16.41	16.41	500	Complies
802.11ac MCS0/Nss1 VHT20	2412 MHz	17.62	16.35	17.62	16.87	17.63	17.63	17.63	17.63	500	Complies
	2437 MHz	17.62	17.62	16.23	17.62	17.71	17.71	17.80	17.89	500	Complies
	2462 MHz	17.16	17.57	17.51	17.62	17.63	17.54	17.63	17.63	500	Complies
802.11ac MCS0/Nss1 VHT40	2422 MHz	33.97	35.13	35.01	33.86	36.03	36.03	36.03	35.89	500	Complies
	2437 MHz	35.13	35.13	35.48	35.01	36.03	36.03	36.03	35.75	500	Complies
	2452 MHz	35.01	33.97	35.13	33.86	35.89	36.03	35.75	36.03	500	Complies
802.11ac MCS0/Nss4 VHT20	2412 MHz	17.68	17.68	17.62	17.68	17.89	17.80	17.97	17.97	500	Complies
	2437 MHz	17.62	17.68	17.62	17.68	18.15	18.15	18.23	18.23	500	Complies
	2462 MHz	17.68	17.74	17.74	17.74	17.89	17.89	17.97	17.97	500	Complies
802.11ac MCS0/Nss4 VHT40	2422 MHz	36.29	35.71	36.06	36.17	37.05	37.05	36.76	36.90	500	Complies
	2437 MHz	36.41	36.29	36.17	36.41	37.19	37.05	36.90	36.90	500	Complies
	2452 MHz	36.41	35.94	36.41	36.29	37.19	37.05	36.90	37.05	500	Complies

For Mode 3:

Mode	Frequency	6dB Bandwidth (MHz)				99% Occupied Bandwidth (MHz)				Min. Limit (kHz)	Test Result
		Chain				Chain					
		1	2	3	4	1	2	3	4		
802.11b	2412 MHz	7.59	7.13	7.59	6.78	12.94	12.85	12.76	12.59	500	Complies
	2437 MHz	8.06	8.06	7.13	9.04	13.20	13.20	13.11	13.11	500	Complies
	2462 MHz	7.54	7.13	7.07	8.06	12.59	12.85	12.94	12.94	500	Complies
802.11g	2412 MHz	16.35	16.29	16.29	16.35	16.41	16.50	16.41	16.41	500	Complies
	2437 MHz	16.29	16.41	16.35	15.59	16.76	16.76	16.85	16.85	500	Complies
	2462 MHz	16.35	16.35	15.94	16.46	16.41	16.50	16.41	16.41	500	Complies
802.11ac MCS0/Nss1 VHT20	2412 MHz	17.57	16.93	17.22	15.71	17.63	17.63	17.63	17.63	500	Complies
	2437 MHz	17.57	17.68	17.62	17.62	17.80	17.80	17.80	17.89	500	Complies
	2462 MHz	17.62	16.81	17.57	17.57	17.63	17.63	17.63	17.63	500	Complies
802.11ac MCS0/Nss1 VHT40	2422 MHz	32.58	35.01	35.13	35.13	36.03	36.03	35.89	35.89	500	Complies
	2437 MHz	33.86	35.13	35.13	34.09	36.03	36.03	36.03	35.89	500	Complies
	2452 MHz	35.13	35.01	35.13	35.13	36.03	35.89	36.03	35.89	500	Complies
802.11ac MCS0/Nss4 VHT20	2412 MHz	17.68	17.62	17.74	17.68	17.80	17.88	17.97	17.97	500	Complies
	2437 MHz	17.62	17.39	17.74	17.62	17.97	18.06	18.06	18.15	500	Complies
	2462 MHz	17.62	17.74	17.74	17.68	17.89	17.89	17.97	17.89	500	Complies
802.11ac MCS0/Nss4 VHT40	2422 MHz	36.29	36.41	36.29	36.17	36.90	37.05	36.90	37.05	500	Complies
	2437 MHz	36.17	36.17	36.17	36.41	37.05	37.05	36.76	36.90	500	Complies
	2452 MHz	36.17	36.41	36.17	36.29	37.05	37.19	36.90	37.05	500	Complies

For Mode 4:

Mode	Frequency	6dB Bandwidth (MHz)				99% Occupied Bandwidth (MHz)				Min. Limit (kHz)	Test Result
		Chain				Chain					
		1	2	3	4	1	2	3	4		
802.11b	2412 MHz	7.59	8.06	8.06	9.04	12.76	12.50	12.76	12.42	500	Complies
	2437 MHz	6.78	8.06	8.46	8.06	12.76	12.50	12.68	12.50	500	Complies
	2462 MHz	8.06	7.07	7.07	8.06	12.76	12.59	12.68	12.59	500	Complies
802.11g	2412 MHz	16.29	16.35	16.35	16.35	16.50	16.41	16.41	16.41	500	Complies
	2437 MHz	16.35	15.65	16.29	16.35	16.50	16.50	16.41	16.50	500	Complies
	2462 MHz	16.35	16.35	16.29	16.35	16.50	16.50	16.41	16.50	500	Complies
802.11ac MCS0/Nss1 VHT20	2412 MHz	17.62	17.62	17.57	17.68	17.63	17.63	17.63	17.63	500	Complies
	2437 MHz	17.22	17.62	17.62	17.62	17.63	17.54	17.63	17.63	500	Complies
	2462 MHz	17.16	17.62	17.16	17.62	17.63	17.54	17.63	17.71	500	Complies
802.11ac MCS0/Nss1 VHT40	2422 MHz	33.86	35.13	35.13	33.74	36.03	36.03	36.03	35.89	500	Complies
	2437 MHz	33.97	35.13	35.13	35.13	35.89	36.03	36.03	35.89	500	Complies
	2452 MHz	35.01	35.01	33.86	35.13	35.89	36.18	36.18	35.89	500	Complies
802.11ac MCS0/Nss4 VHT20	2412 MHz	17.68	17.74	17.74	17.68	17.80	17.80	17.97	17.97	500	Complies
	2437 MHz	17.74	17.68	17.74	17.68	17.89	17.89	17.89	17.97	500	Complies
	2462 MHz	17.68	17.74	17.74	17.74	17.89	17.89	17.89	17.97	500	Complies
802.11ac MCS0/Nss4 VHT40	2422 MHz	36.17	35.94	36.41	36.29	37.05	37.05	36.90	37.05	500	Complies
	2437 MHz	36.29	36.06	36.41	36.17	37.05	37.05	36.90	36.90	500	Complies
	2452 MHz	36.41	36.06	36.29	36.17	37.19	37.19	36.90	36.90	500	Complies

<For Radio 1 Beamforming Mode>

For Mode 1:

Mode	Frequency	6dB Bandwidth (MHz)				99% Occupied Bandwidth (MHz)				Min. Limit (kHz)	Test Result
		Chain				Chain					
		1	2	3	4	1	2	3	4		
802.11ac	2412 MHz	16.62	16.35	16.58	17.57	17.63	17.63	17.63	17.63	500	Complies
MCS0/Nss1	2437 MHz	17.62	16.93	16.52	17.62	17.71	17.71	17.80	17.80	500	Complies
VHT20	2462 MHz	17.62	17.62	16.35	17.62	17.71	17.54	17.63	17.71	500	Complies
802.11ac	2422 MHz	33.97	32.58	33.74	32.58	35.89	36.32	36.61	36.75	500	Complies
MCS0/Nss1	2437 MHz	35.13	32.70	35.13	35.13	36.03	36.03	36.18	36.03	500	Complies
VHT40	2452 MHz	35.13	35.13	33.86	32.46	36.47	36.47	36.03	36.18	500	Complies
802.11ac	2412 MHz	17.62	17.62	17.62	17.62	17.71	17.63	17.71	17.71	500	Complies
MCS0/Nss2	2437 MHz	17.62	17.57	17.57	17.62	17.97	18.23	18.32	18.15	500	Complies
VHT20	2462 MHz	17.68	17.68	17.57	16.99	17.71	17.71	17.71	17.71	500	Complies
802.11ac	2422 MHz	35.13	35.13	33.86	35.01	36.18	36.03	36.03	35.89	500	Complies
MCS0/Nss2	2437 MHz	35.13	33.97	35.13	35.13	36.18	35.89	36.03	36.61	500	Complies
VHT40	2452 MHz	35.01	35.48	35.48	35.48	36.32	36.18	36.32	36.32	500	Complies
802.11ac	2412 MHz	17.62	17.74	17.86	17.68	17.89	17.80	18.06	17.89	500	Complies
MCS0/Nss3	2437 MHz	17.68	17.74	17.68	17.68	17.97	17.97	18.06	17.97	500	Complies
VHT20	2462 MHz	17.68	17.62	17.74	17.74	17.89	17.89	18.06	17.89	500	Complies
802.11ac	2422 MHz	35.13	35.36	35.36	35.36	37.19	36.90	37.19	36.76	500	Complies
MCS0/Nss3	2437 MHz	35.36	35.36	35.48	35.48	37.05	37.34	37.48	37.34	500	Complies
VHT40	2452 MHz	35.36	35.36	35.13	36.41	37.33	37.48	37.19	37.63	500	Complies

For Mode 2:

Mode	Frequency	6dB Bandwidth (MHz)				99% Occupied Bandwidth (MHz)				Min. Limit (kHz)	Test Result
		Chain				Chain					
		1	2	3	4	1	2	3	4		
802.11ac MCS0/Nss1 VHT20	2412 MHz	16.29	16.58	16.58	17.62	17.63	17.63	17.63	17.63	500	Complies
	2437 MHz	17.62	17.57	17.62	17.57	17.63	17.54	17.63	17.63	500	Complies
	2462 MHz	16.81	17.16	17.51	17.62	17.54	17.54	17.63	17.71	500	Complies
802.11ac MCS0/Nss1 VHT40	2422 MHz	35.01	35.01	33.86	33.74	36.32	36.18	36.47	36.61	500	Complies
	2437 MHz	35.01	33.97	32.58	35.01	36.90	36.76	36.03	35.89	500	Complies
	2452 MHz	35.01	31.30	35.13	35.01	35.75	36.03	36.03	36.47	500	Complies
802.11ac MCS0/Nss2 VHT20	2412 MHz	17.62	17.62	17.62	17.62	17.71	17.63	17.71	17.71	500	Complies
	2437 MHz	17.62	17.57	17.62	17.57	17.71	17.71	17.80	17.80	500	Complies
	2462 MHz	17.74	16.93	17.62	17.39	17.71	17.71	17.71	17.71	500	Complies
802.11ac MCS0/Nss2 VHT40	2422 MHz	35.13	33.97	35.13	35.01	36.32	36.18	36.18	36.32	500	Complies
	2437 MHz	35.01	35.13	35.13	35.13	36.76	36.61	36.18	36.03	500	Complies
	2452 MHz	35.48	35.36	35.48	35.13	36.03	36.76	36.18	36.61	500	Complies
802.11ac MCS0/Nss3 VHT20	2412 MHz	17.51	17.86	17.74	17.74	17.89	17.80	18.06	17.80	500	Complies
	2437 MHz	17.68	17.57	17.68	17.74	17.97	17.89	18.06	17.89	500	Complies
	2462 MHz	17.80	17.51	17.74	17.74	17.89	17.89	17.97	17.89	500	Complies
802.11ac MCS0/Nss3 VHT40	2422 MHz	35.36	35.36	35.13	35.36	37.19	36.90	36.61	36.90	500	Complies
	2437 MHz	35.48	35.48	35.48	35.48	37.48	37.05	36.90	37.19	500	Complies
	2452 MHz	35.13	35.36	35.13	35.13	37.63	37.19	36.90	37.05	500	Complies

For Mode 3:

Mode	Frequency	6dB Bandwidth (MHz)				99% Occupied Bandwidth (MHz)				Min. Limit (kHz)	Test Result
		Chain				Chain					
		1	2	3	4	1	2	3	4		
802.11ac MCS0/Nss1 VHT20	2412 MHz	16.58	17.62	17.62	17.57	17.63	17.63	17.63	17.63	500	Complies
	2437 MHz	17.28	17.62	17.62	17.62	17.63	17.63	17.63	17.63	500	Complies
	2462 MHz	16.87	17.62	16.58	17.22	17.71	17.54	17.63	17.63	500	Complies
802.11ac MCS0/Nss1 VHT40	2422 MHz	35.13	33.86	35.01	35.01	36.18	36.03	36.18	36.03	500	Complies
	2437 MHz	33.97	33.97	35.01	35.01	36.32	36.76	35.89	36.03	500	Complies
	2452 MHz	35.01	35.01	31.54	35.01	36.03	36.18	36.47	36.47	500	Complies
802.11ac MCS0/Nss2 VHT20	2412 MHz	17.62	17.62	17.62	17.62	17.71	17.63	17.71	17.71	500	Complies
	2437 MHz	17.62	17.62	17.62	17.62	17.71	17.71	17.71	17.71	500	Complies
	2462 MHz	17.68	17.68	17.57	16.99	17.71	17.71	17.71	17.71	500	Complies
802.11ac MCS0/Nss2 VHT40	2422 MHz	35.01	35.01	35.01	35.01	37.05	36.18	36.90	36.61	500	Complies
	2437 MHz	35.13	35.13	35.13	33.97	36.03	36.90	36.90	36.76	500	Complies
	2452 MHz	35.48	35.48	35.36	35.01	36.18	36.76	36.03	36.18	500	Complies
802.11ac MCS0/Nss3 VHT20	2412 MHz	17.74	17.74	16.58	17.68	17.89	17.80	18.06	17.80	500	Complies
	2437 MHz	17.80	17.74	17.74	17.74	17.97	17.97	18.06	17.97	500	Complies
	2462 MHz	17.68	17.62	17.74	17.74	17.89	17.89	18.06	17.89	500	Complies
802.11ac MCS0/Nss3 VHT40	2422 MHz	35.13	35.01	35.01	35.01	37.19	36.90	37.19	36.90	500	Complies
	2437 MHz	35.36	35.36	35.48	35.48	37.05	37.34	37.48	37.34	500	Complies
	2452 MHz	35.36	35.13	35.13	35.01	36.90	37.05	37.05	37.05	500	Complies

For Mode 4:

Mode	Frequency	6dB Bandwidth (MHz)				99% Occupied Bandwidth (MHz)				Min. Limit (kHz)	Test Result
		Chain				Chain					
		1	2	3	4	1	2	3	4		
802.11ac MCS0/Nss1 VHT20	2412 MHz	17.62	17.62	17.62	16.81	17.63	17.63	17.63	17.63	500	Complies
	2437 MHz	17.62	16.52	17.62	17.62	17.63	17.63	17.63	17.63	500	Complies
	2462 MHz	16.93	16.58	17.62	17.16	17.71	17.54	17.63	17.63	500	Complies
802.11ac MCS0/Nss1 VHT40	2422 MHz	33.97	35.13	35.01	33.74	36.18	36.18	36.18	35.89	500	Complies
	2437 MHz	33.97	35.13	33.74	35.13	36.76	36.47	36.03	35.89	500	Complies
	2452 MHz	33.97	33.86	35.01	35.13	35.75	36.18	36.03	36.47	500	Complies
802.11ac MCS0/Nss2 VHT20	2412 MHz	16.58	17.62	17.62	17.57	17.71	17.63	17.71	17.71	500	Complies
	2437 MHz	17.62	17.68	17.57	17.62	17.71	17.63	17.71	17.71	500	Complies
	2462 MHz	17.62	17.68	17.22	17.57	17.71	17.71	17.71	17.71	500	Complies
802.11ac MCS0/Nss2 VHT40	2422 MHz	35.13	35.13	35.13	35.13	36.18	36.03	36.03	36.03	500	Complies
	2437 MHz	35.13	35.13	35.13	34.09	36.18	36.76	36.90	36.76	500	Complies
	2452 MHz	35.48	35.13	35.48	35.01	36.03	36.03	36.76	36.61	500	Complies
802.11ac MCS0/Nss3 VHT20	2412 MHz	17.74	17.74	17.68	17.57	17.89	17.80	18.06	17.80	500	Complies
	2437 MHz	17.68	17.74	17.68	17.68	17.97	17.97	18.06	17.89	500	Complies
	2462 MHz	17.80	17.68	17.74	17.74	17.89	17.89	18.06	17.89	500	Complies
802.11ac MCS0/Nss3 VHT40	2422 MHz	35.36	35.36	35.36	35.36	36.90	36.90	36.76	36.76	500	Complies
	2437 MHz	35.48	36.41	35.13	35.13	36.90	36.90	36.61	37.05	500	Complies
	2452 MHz	35.36	35.48	35.71	35.71	36.90	37.05	37.05	37.34	500	Complies

<For Radio 3 Mode>

For Mode 5:

Mode	Frequency	6dB Bandwidth (MHz)	99% Occupied Bandwidth (MHz)	Min. Limit (kHz)	Test Result
802.11b	2412 MHz	6.09	12.33	500	Complies
	2437 MHz	6.09	12.33	500	Complies
	2462 MHz	5.57	12.68	500	Complies
802.11g	2412 MHz	16.06	17.71	500	Complies
	2437 MHz	16.35	29.52	500	Complies
	2462 MHz	15.54	17.19	500	Complies
802.11ac MCS0/Nss1 VHT20	2412 MHz	16.58	18.23	500	Complies
	2437 MHz	15.65	30.56	500	Complies
	2462 MHz	17.10	18.06	500	Complies
802.11ac MCS0/Nss1 VHT40	2422 MHz	35.25	36.76	500	Complies
	2437 MHz	35.13	36.90	500	Complies
	2452 MHz	35.13	37.05	500	Complies

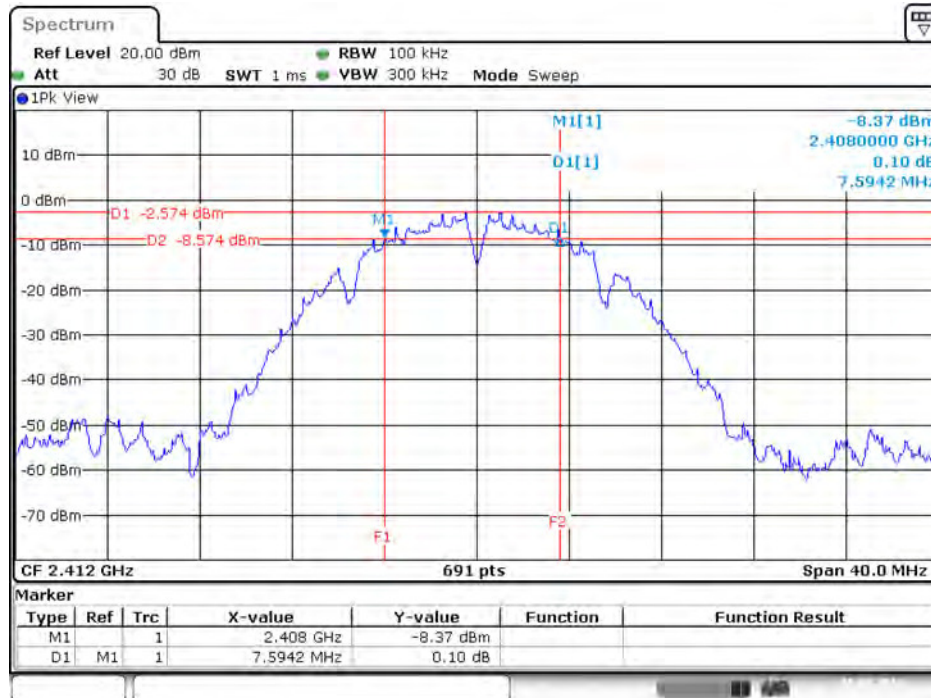
Note: All the test values were listed in the report.

For plots, only the channel with worse result was shown.

<For Radio 1 Non-beamforming Mode>

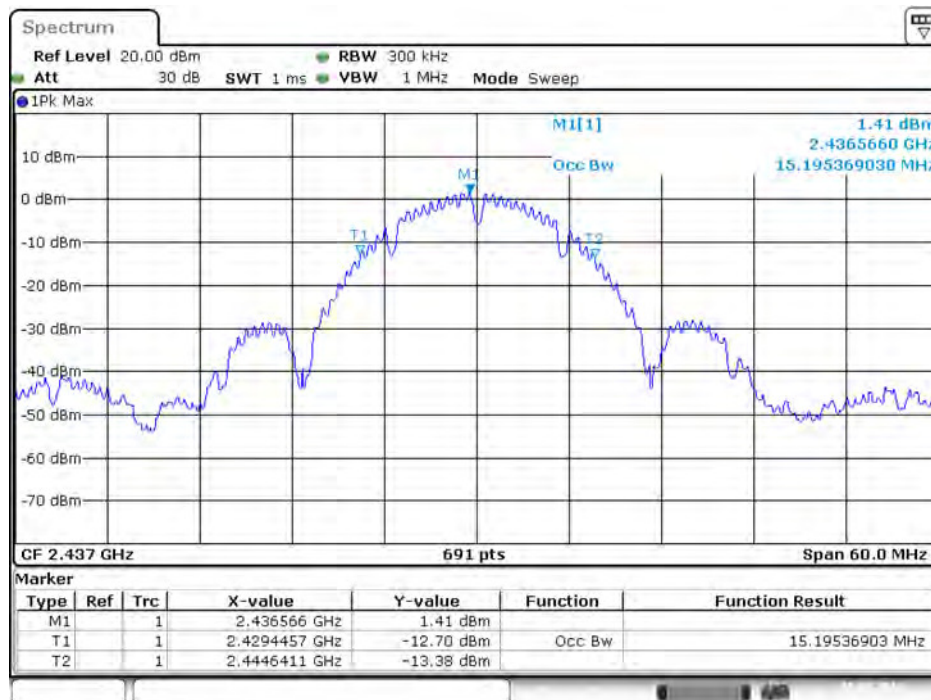
For Mode 1:

6 dB Bandwidth Plot on Configuration IEEE 802.11b / 2412 MHz / Chain 1



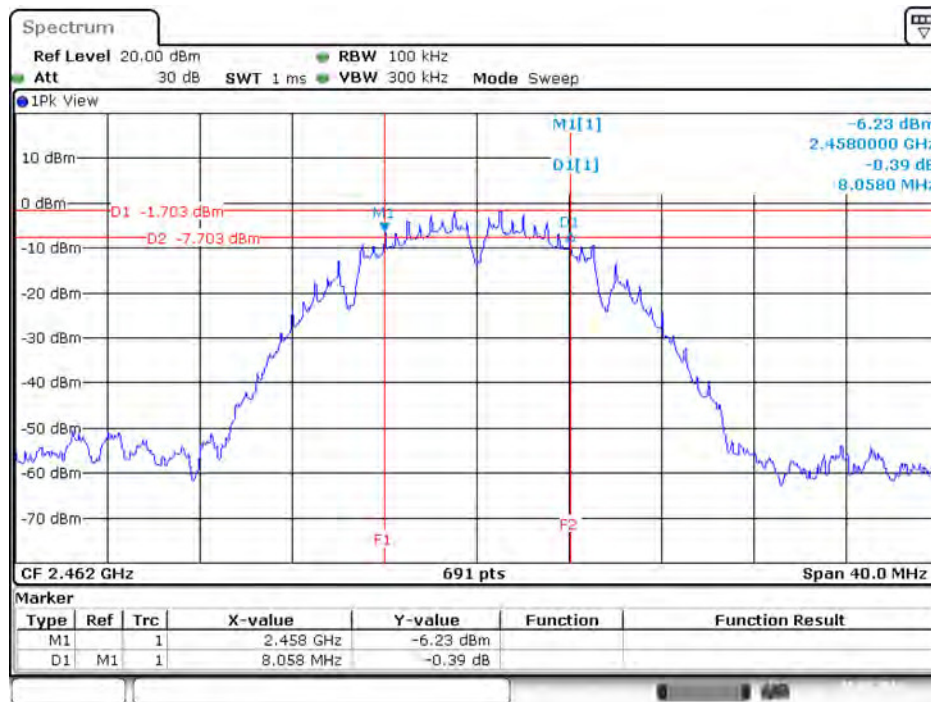
Date: 15.MAY.2016 14:55:22

99% Occupied Bandwidth Plot on Configuration IEEE 802.11b / 2437 MHz / Chain 1



Date: 15.MAY.2016 16:54:46

6 dB Bandwidth Plot on Configuration IEEE 802.11b / 2462 MHz / Chain 2



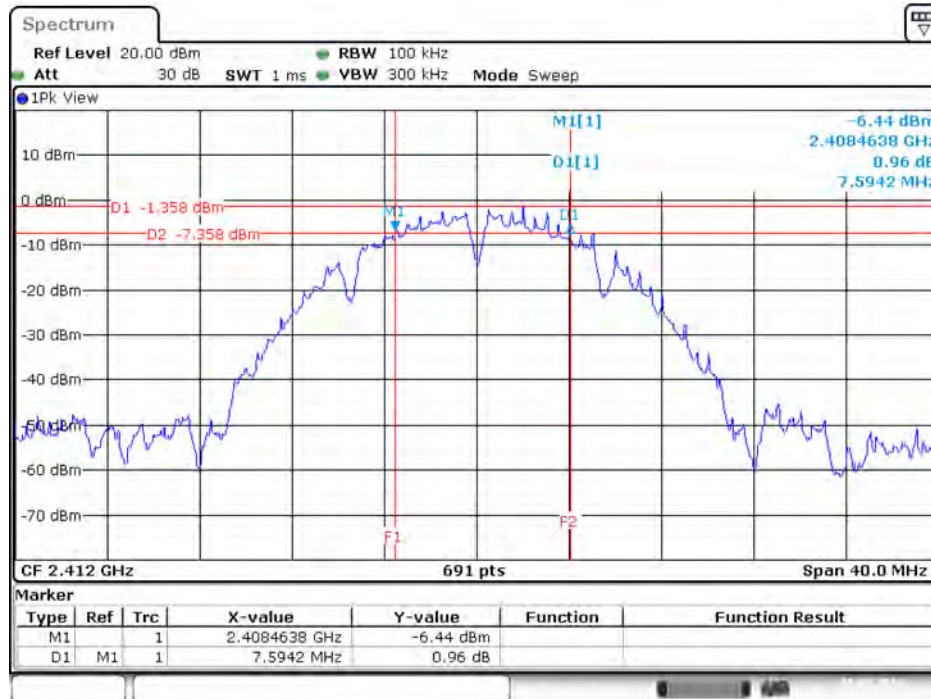
Date: 15.MAY.2016 14:59:41

99% Occupied Bandwidth Plot on Configuration IEEE 802.11b / 2437 MHz / Chain 2



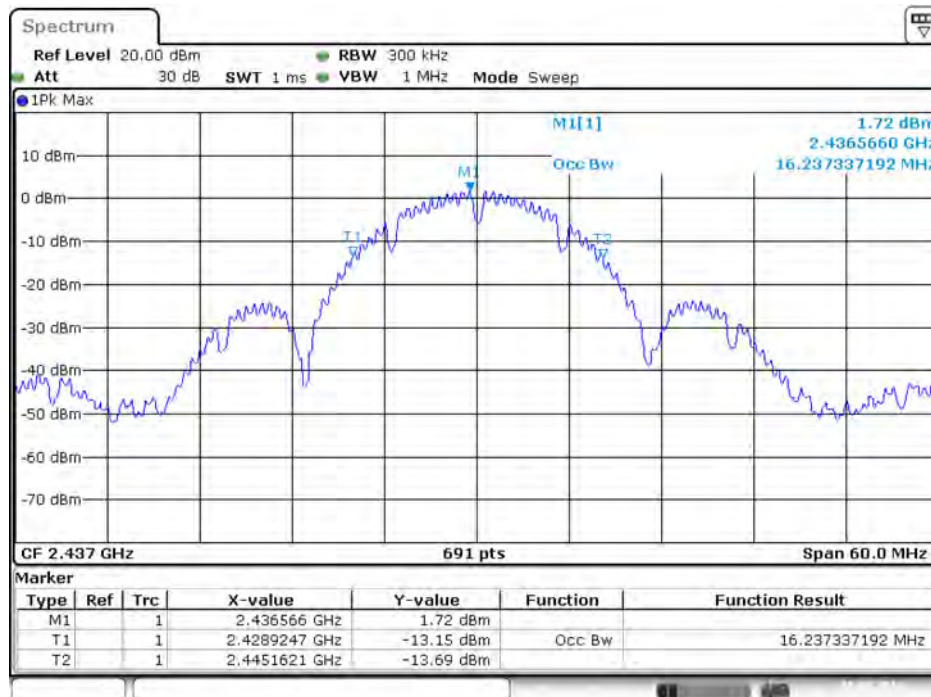
Date: 15.MAY.2016 16:54:31

6 dB Bandwidth Plot on Configuration IEEE 802.11b / 2412 MHz / Chain 3



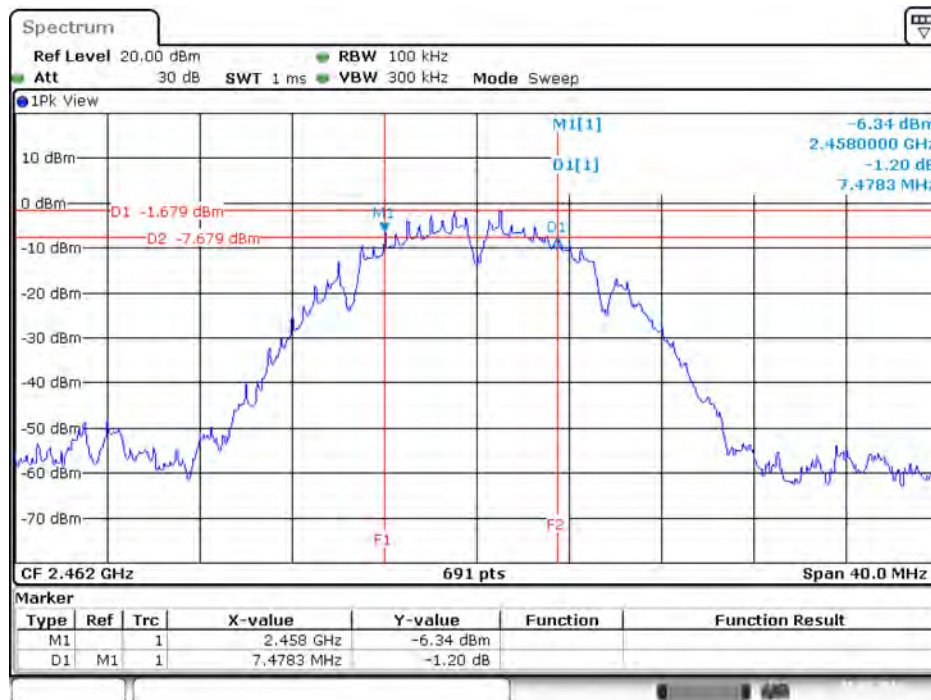
Date: 15.MAY.2016 14:56:25

99% Occupied Bandwidth Plot on Configuration IEEE 802.11b / 2437 MHz / Chain 3



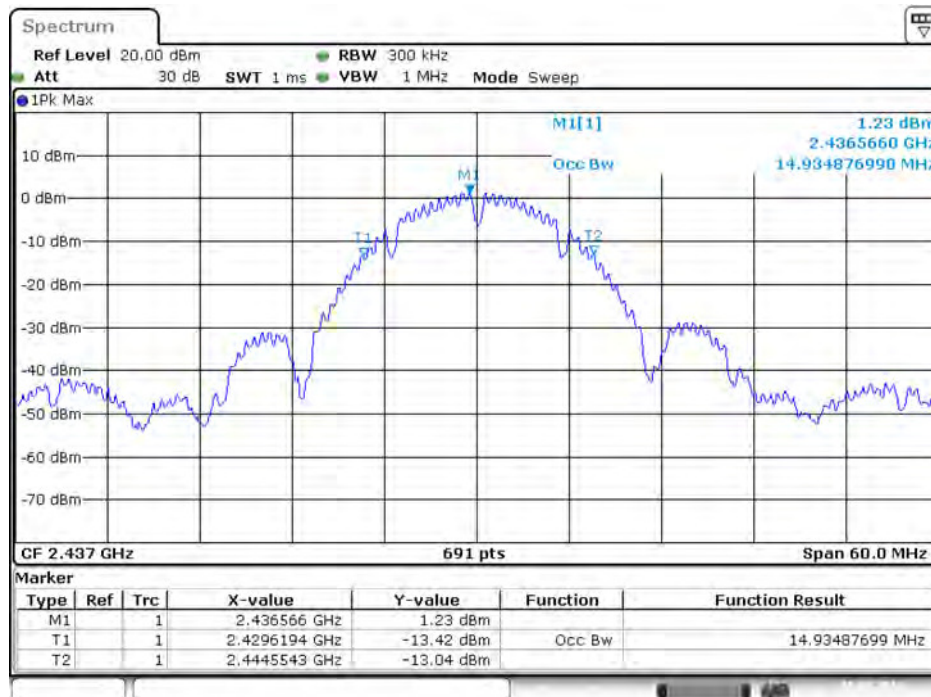
Date: 15.MAY.2016 16:54:15

6 dB Bandwidth Plot on Configuration IEEE 802.11b / 2462 MHz / Chain 4



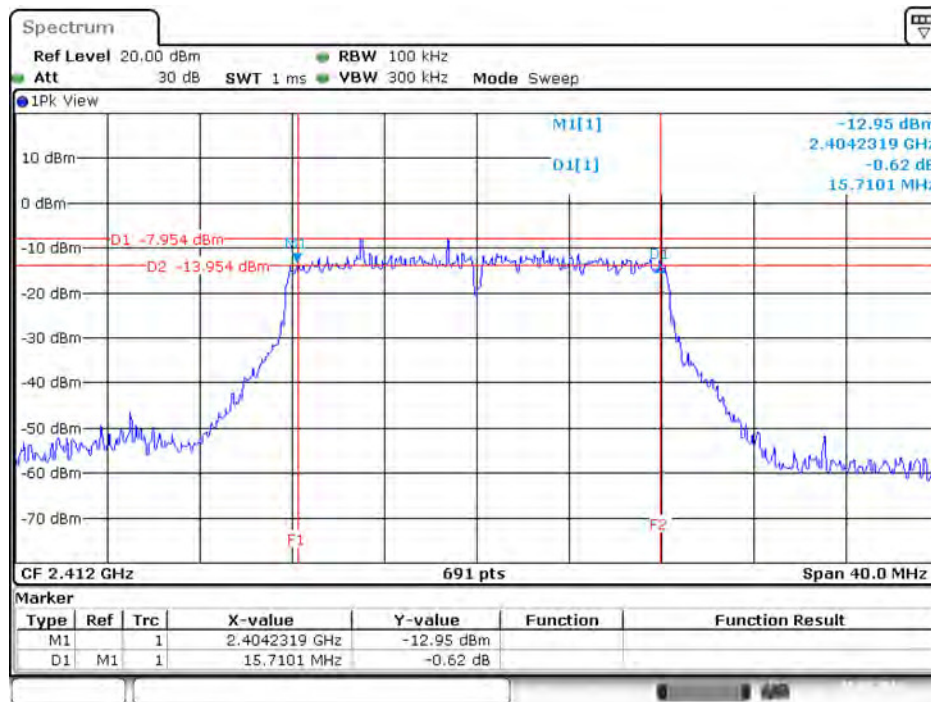
Date: 15.MAY.2016 15:00:17

99% Occupied Bandwidth Plot on Configuration IEEE 802.11b / 2437 MHz / Chain 4



Date: 15.MAY.2016 16:53:59

6 dB Bandwidth Plot on Configuration IEEE 802.11g / 2412 MHz / Chain 1



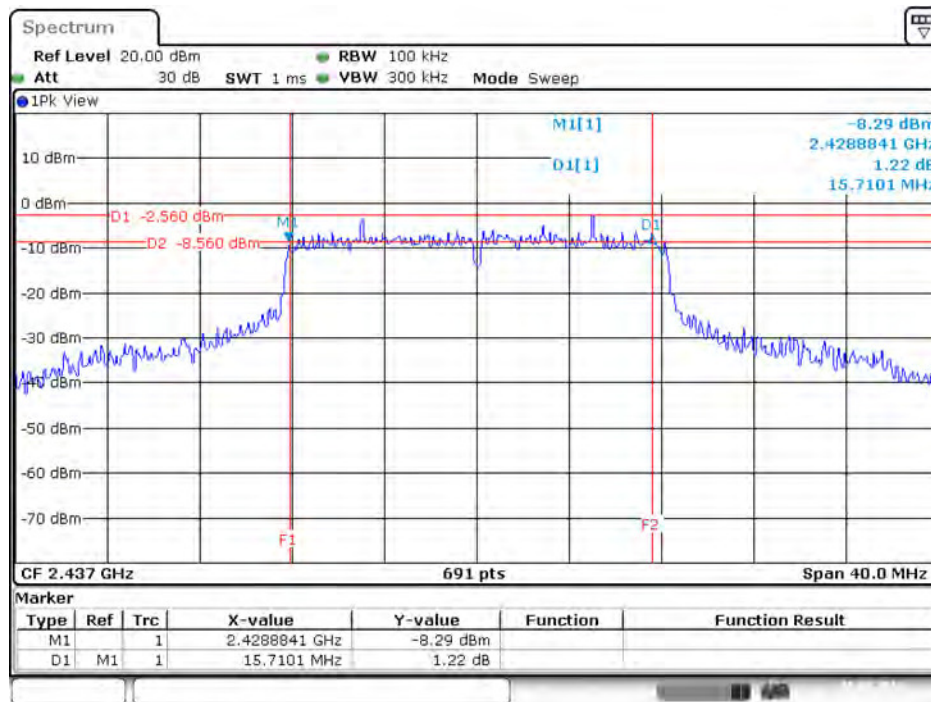
Date: 15.MAY.2016 15:01:40

99% Occupied Bandwidth Plot on Configuration IEEE 802.11g / 2437 MHz / Chain 1



Date: 15.MAY.2016 16:59:15

6 dB Bandwidth Plot on Configuration IEEE 802.11g / 2437 MHz / Chain 2



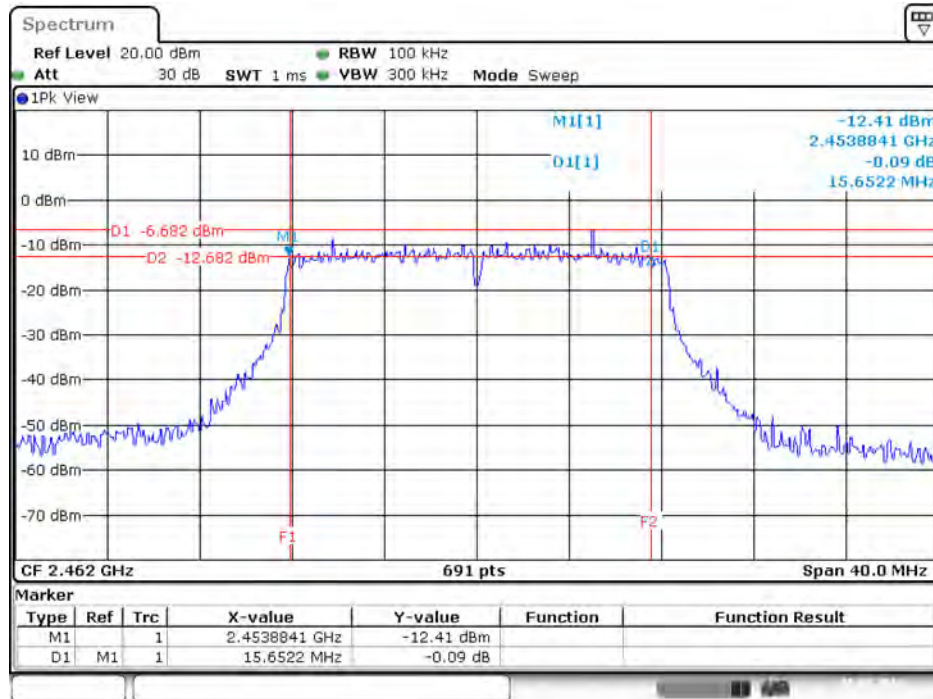
Date: 15.MAY.2016 15:02:26

99% Occupied Bandwidth Plot on Configuration IEEE 802.11g / 2437 MHz / Chain 2



Date: 15.MAY.2016 16:59:29

6 dB Bandwidth Plot on Configuration IEEE 802.11g / 2462 MHz / Chain 3



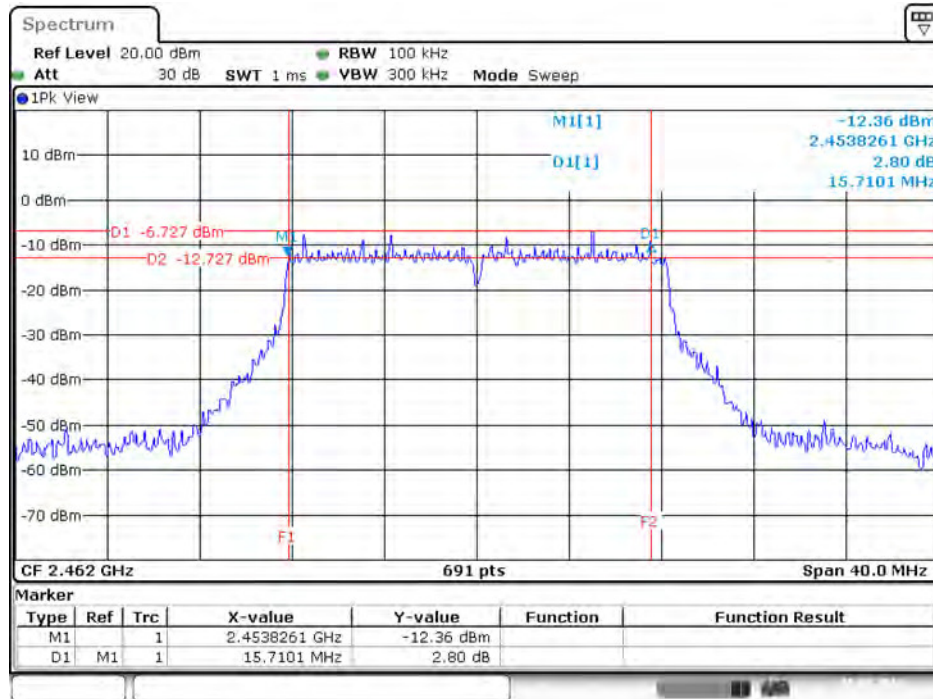
Date: 15.MAY.2016 15:05:13

99% Occupied Bandwidth Plot on Configuration IEEE 802.11g / 2437 MHz / Chain 3



Date: 15.MAY.2016 16:59:44

6 dB Bandwidth Plot on Configuration IEEE 802.11g / 2462 MHz / Chain 4



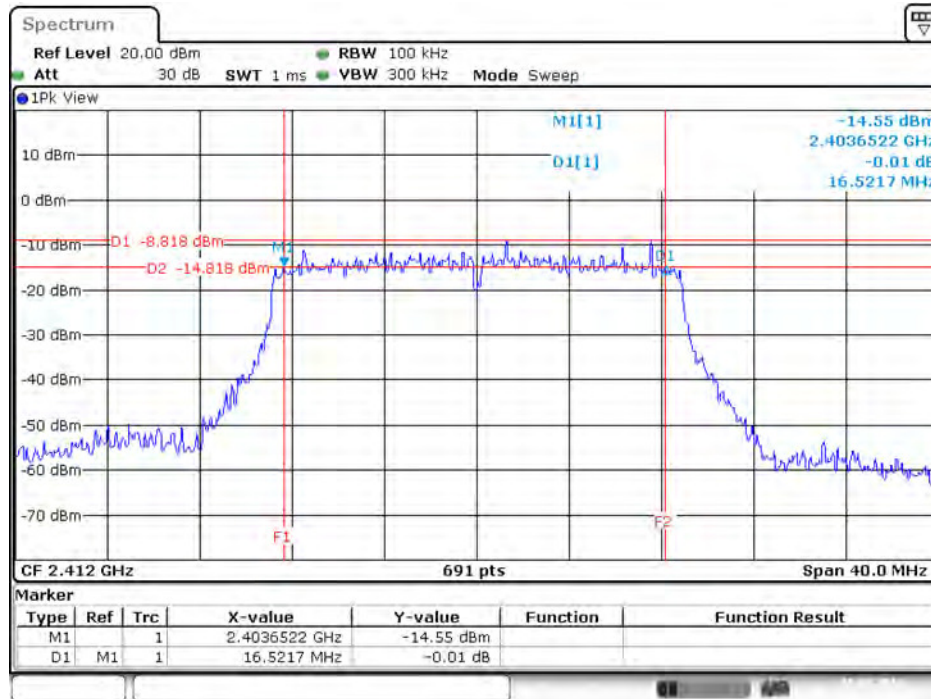
Date: 15.MAY.2016 15:04:46

99% Occupied Bandwidth Plot on Configuration IEEE 802.11g / 2437 MHz / Chain 4



Date: 15.MAY.2016 17:00:00

6 dB Bandwidth Plot on Configuration IEEE 802.11ac MCS0/Nss1 VHT20 / 2412 MHz / Chain 1



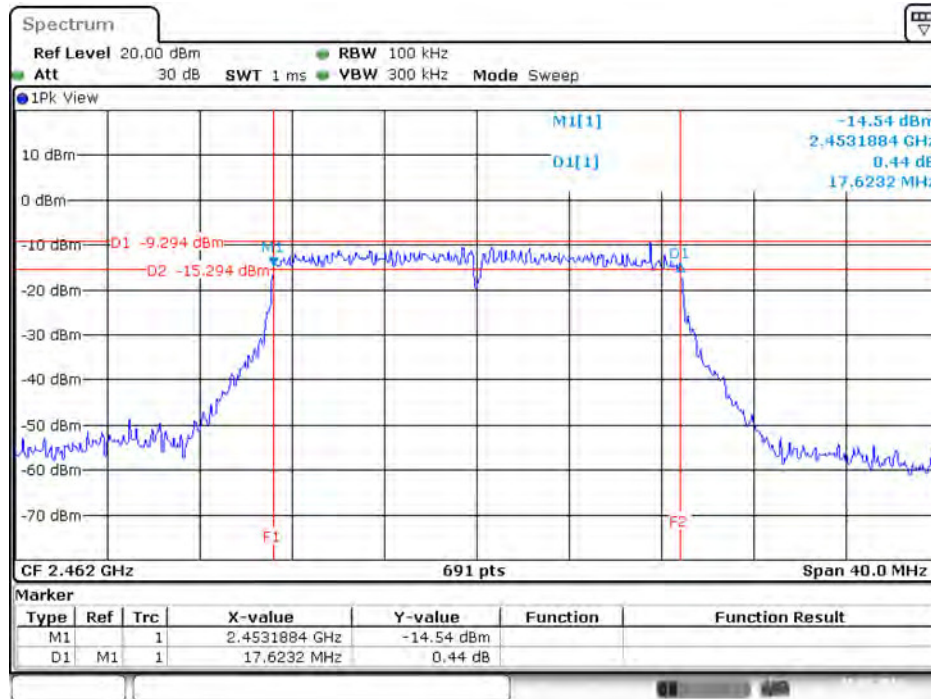
Date: 15.MAY.2016 15:10:09

99% Occupied Bandwidth Plot on Configuration IEEE 802.11ac MCS0/Nss1 VHT20 / 2437 MHz / Chain 1



Date: 15.MAY.2016 17:07:09

6 dB Bandwidth Plot on Configuration IEEE 802.11ac MCS0/Nss1 VHT20 / 2462 MHz / Chain 2



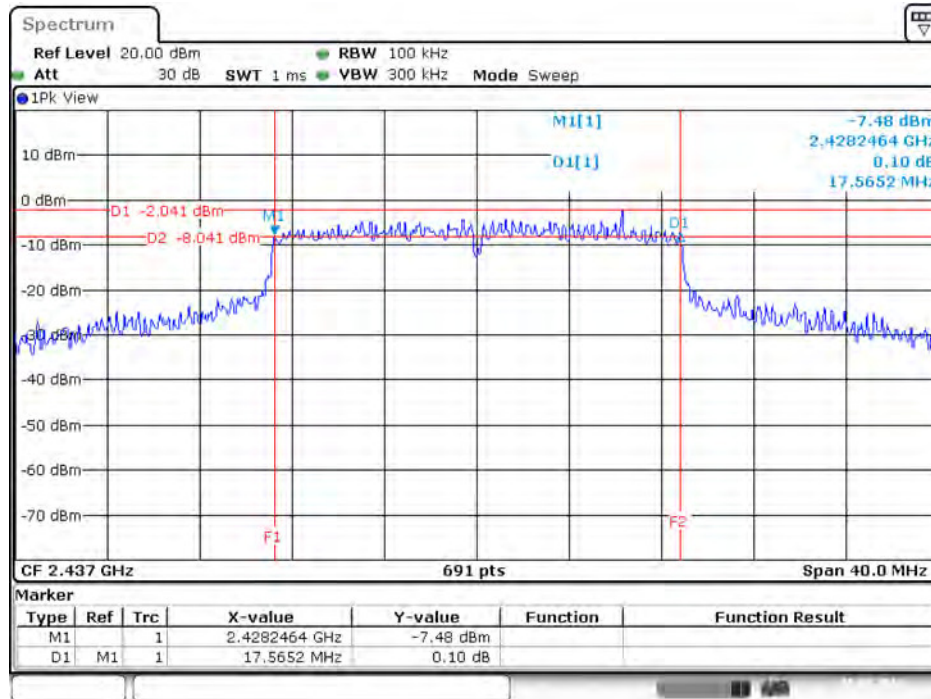
Date: 15.MAY.2016 15:13:30

99% Occupied Bandwidth Plot on Configuration IEEE 802.11ac MCS0/Nss1 VHT20 / 2437 MHz / Chain 2



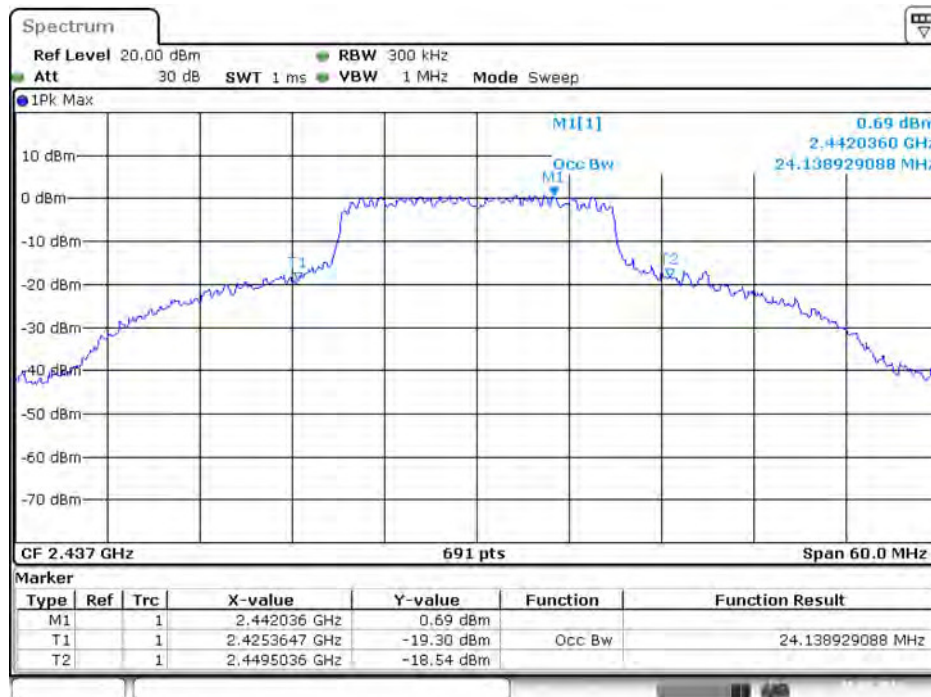
Date: 15.MAY.2016 17:06:54

6 dB Bandwidth Plot on Configuration IEEE 802.11ac MCS0/Nss1 VHT20 / 2437 MHz / Chain 3



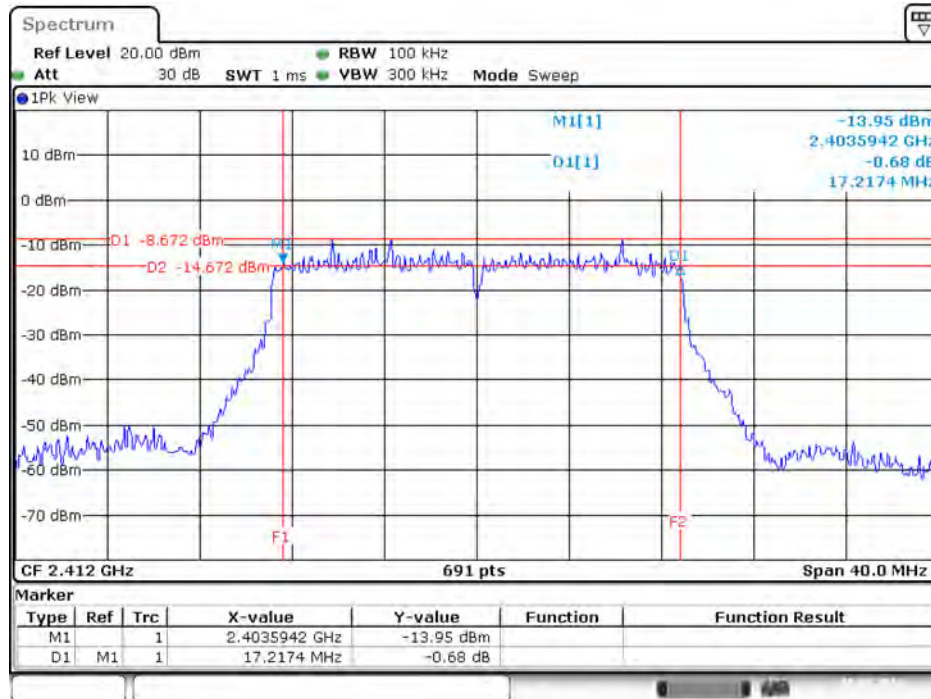
Date: 15.MAY.2016 15:12:17

99% Occupied Bandwidth Plot on Configuration IEEE 802.11ac MCS0/Nss1 VHT20 / 2437 MHz / Chain 3



Date: 15.MAY.2016 17:06:38

6 dB Bandwidth Plot on Configuration IEEE 802.11ac MCS0/Nss1 VHT20 / 2412 MHz / Chain 4



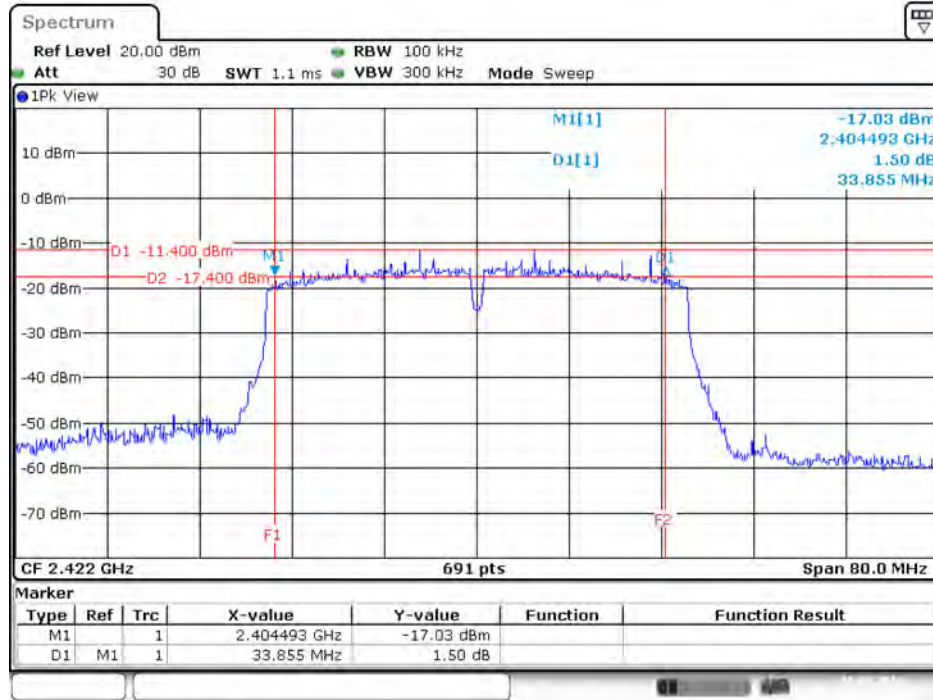
Date: 15.MAY.2016 15:11:04

99% Occupied Bandwidth Plot on Configuration IEEE 802.11ac MCS0/Nss1 VHT20 / 2437 MHz / Chain 4



Date: 15.MAY.2016 17:06:22

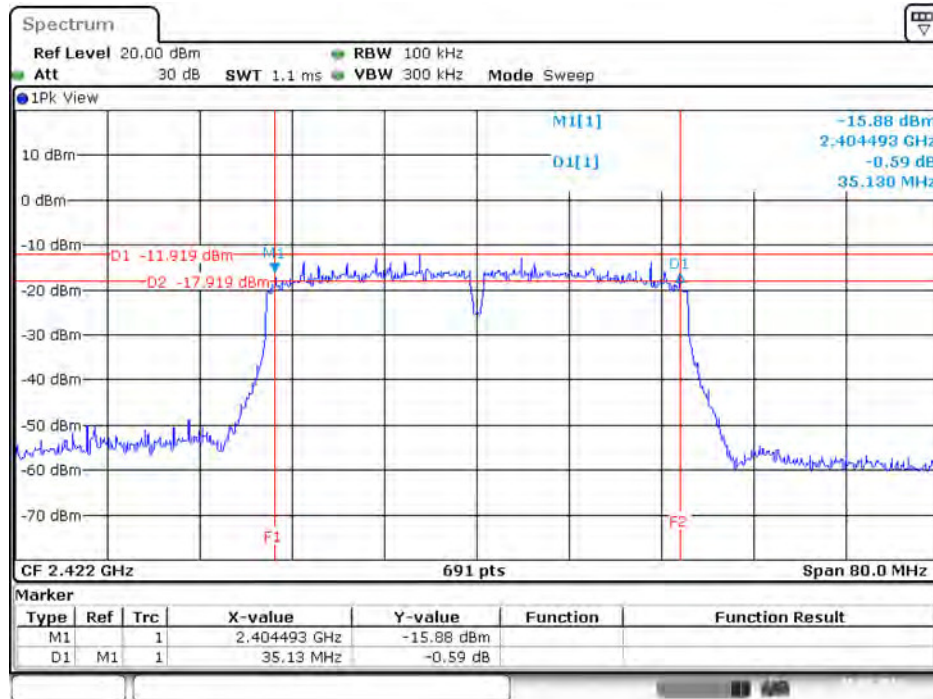
6 dB Bandwidth Plot on Configuration IEEE 802.11ac MCS0/Nss1 VHT40 / 2422 MHz / Chain 1



99% Occupied Bandwidth Plot on Configuration IEEE 802.11ac MCS0/Nss1 VHT40 / 2437 MHz / Chain 1



6 dB Bandwidth Plot on Configuration IEEE 802.11ac MCS0/Nss1 VHT40 / 2422 MHz / Chain 2



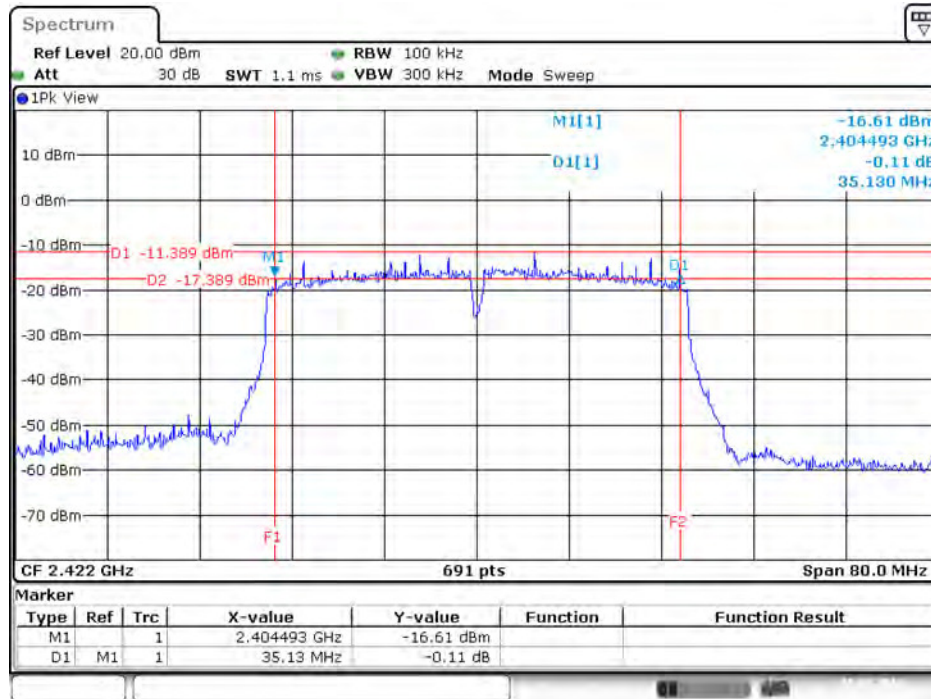
Date: 15.MAY.2016 15:17:32

99% Occupied Bandwidth Plot on Configuration IEEE 802.11ac MCS0/Nss1 VHT40 / 2422 MHz / Chain 2



Date: 15.MAY.2016 17:10:02

6 dB Bandwidth Plot on Configuration IEEE 802.11ac MCS0/Nss1 VHT40 / 2422 MHz / Chain 3



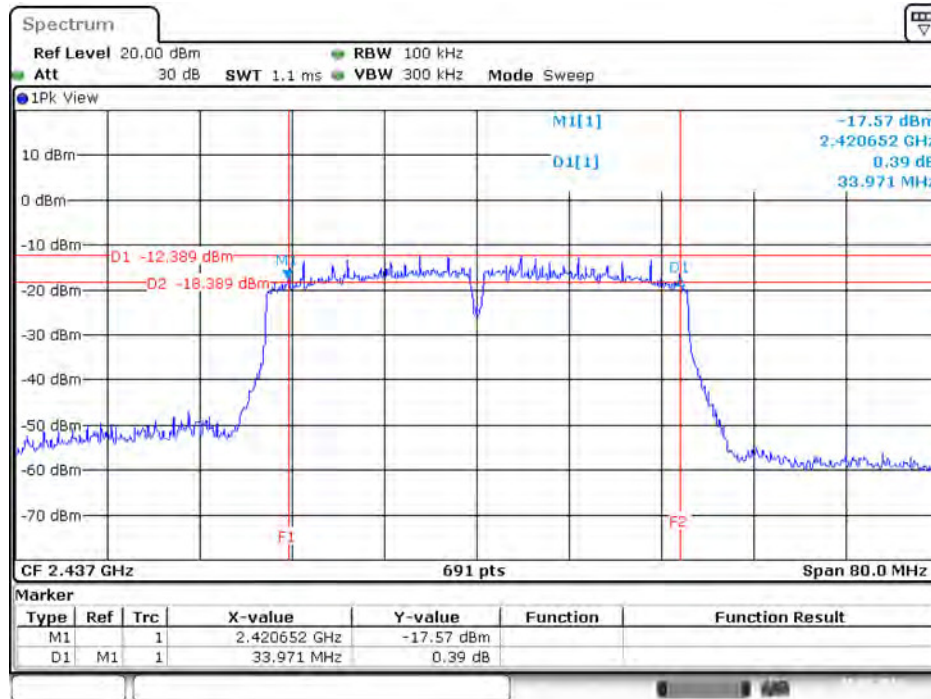
Date: 15.MAY.2016 15:17:48

99% Occupied Bandwidth Plot on Configuration IEEE 802.11ac MCS0/Nss1 VHT40 / 2452 MHz / Chain 3



Date: 15.MAY.2016 17:13:33

6 dB Bandwidth Plot on Configuration IEEE 802.11ac MCS0/Nss1 VHT40 / 2437 MHz / Chain 4



Date: 15.MAY.2016 15:20:01

99% Occupied Bandwidth Plot on Configuration IEEE 802.11ac MCS0/Nss1 VHT40 / 2437 MHz / Chain 4



Date: 15.MAY.2016 17:12:23