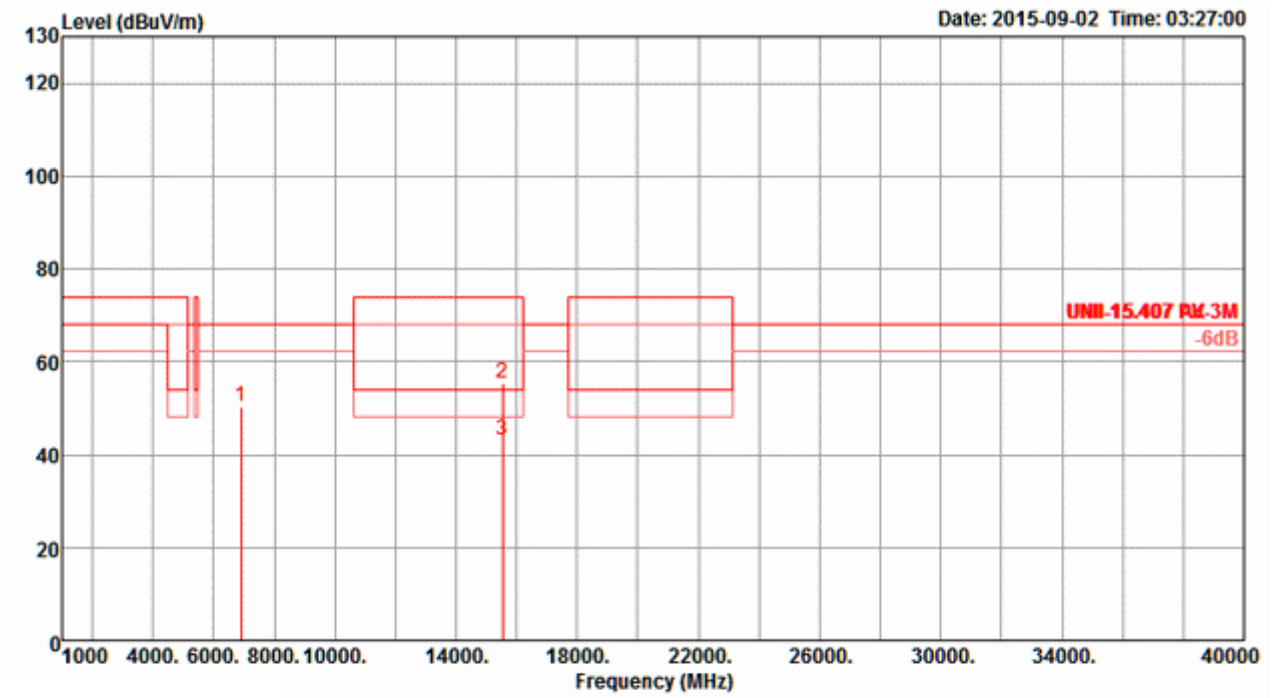


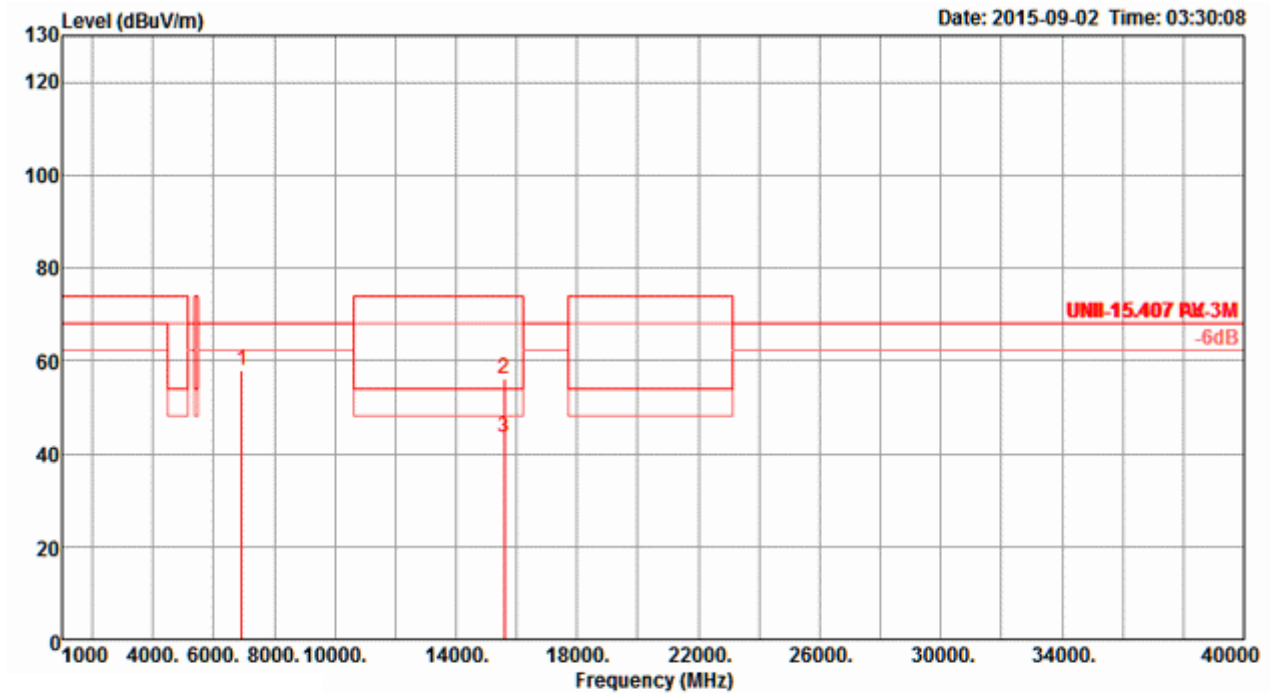
**Vertical**



	Freq	Level	Limit	Over	Read	CableAntenna	Preamp	T/Pos	A/Pos	Remark	Pol/Phase
	MHz	dBuV/m	dBuV/m	dB	dBuV	dB	dB/m	dB	deg	cm	
1	6907.04	50.26	68.20	-17.94	43.41	4.97	36.57	34.69	298	154 Peak	VERTICAL
2	15532.84	55.47	74.00	-18.53	44.37	7.56	38.16	34.62	283	166 Peak	VERTICAL
3	15534.56	42.97	54.00	-11.03	31.87	7.56	38.16	34.62	283	166 Average	VERTICAL

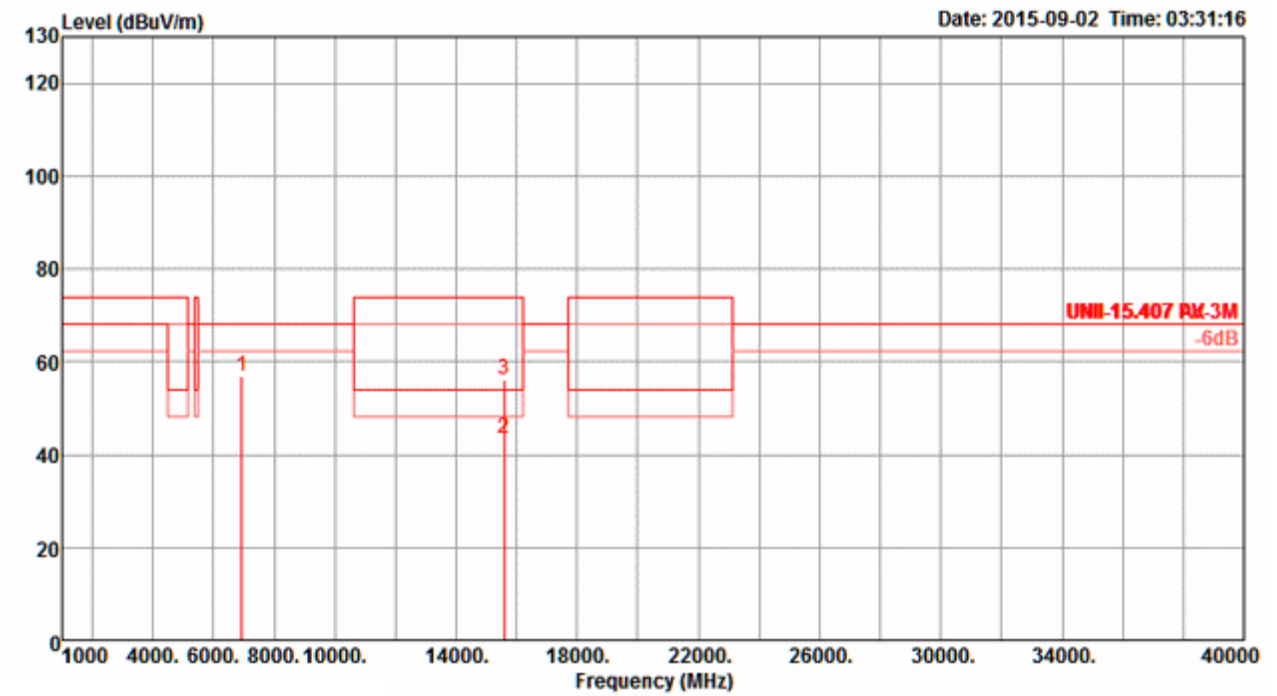
Temperature	26°C	Humidity	57%
Test Engineer	Roki Liu	Configurations	IEEE 802.11ac MCS0/Nss1 VHT20 CH 40 / Chain 5 + Chain 6 + Chain 7 + Chain 8

**Horizontal**



	Freq	Level	Limit	Over	Read	Cable	Antenna	Preamp	T/Pos	A/Pos	Remark	Pol/Phase
	MHz	dBuV/m	dBuV/m	dB	dBuV	dB	dB/m	dB	deg	cm		
1	6935.27	58.03	68.20	-10.17	51.09	4.98	36.65	34.69	255	152	Peak	HORIZONTAL
2	15600.04	56.24	74.00	-17.76	45.06	7.58	38.29	34.69	224	168	Peak	HORIZONTAL
3	15602.18	43.34	54.00	-10.66	32.16	7.58	38.29	34.69	224	168	Average	HORIZONTAL

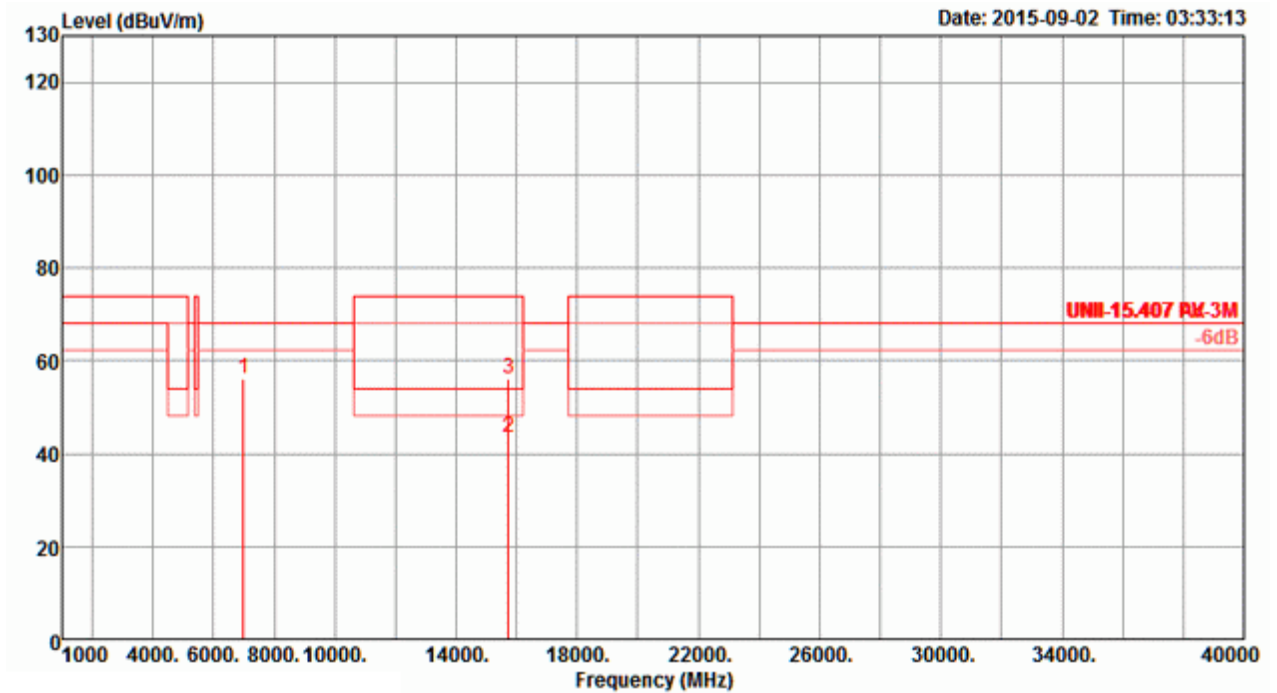
**Vertical**



	Freq	Level	Limit	Over	Read	CableAntenna	Preamp	T/Pos	A/Pos	Remark	Pol/Phase
	MHz	dBuV/m	dBuV/m	dB	dBuV	dB	dB/m	dB	deg	cm	
1	6933.55	56.99	68.20	-11.21	50.05	4.98	36.65	34.69	168	154 Peak	VERTICAL
2	15599.72	43.38	54.00	-10.62	32.20	7.58	38.29	34.69	208	160 Average	VERTICAL
3	15601.26	56.03	74.00	-17.97	44.85	7.58	38.29	34.69	208	160 Peak	VERTICAL

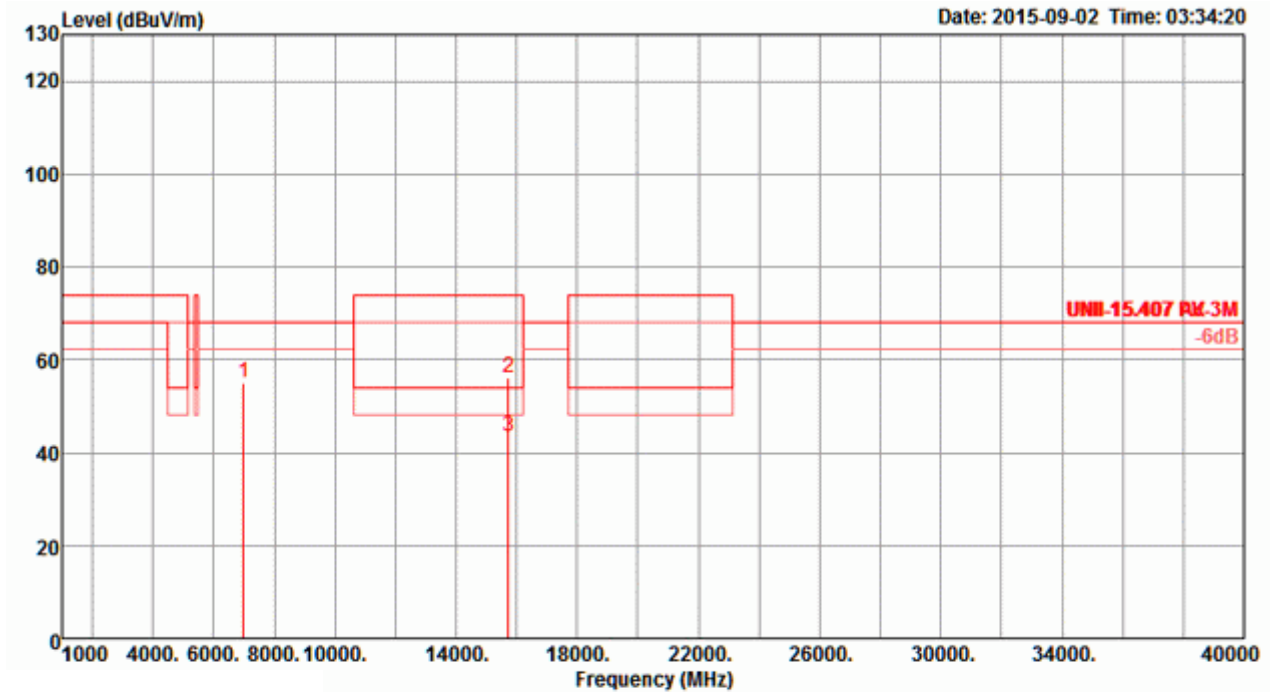
Temperature	26°C	Humidity	57%
Test Engineer	Roki Liu	Configurations	IEEE 802.11ac MCS0/Nss1 VHT20 CH 48 / Chain 5 + Chain 6 + Chain 7 + Chain 8

**Horizontal**



	Freq	Level	Limit	Over	Read	Cable	Antenna	Preamp	T/Pos	A/Pos	Remark	Pol/Phase
	MHz	dBuV/m	dBuV/m	dB	dBuV	dB	dB/m	dB	deg	cm		
1	6986.94	56.03	68.20	-12.17	48.97	5.01	36.76	34.71	153	141	Peak	HORIZONTAL
2	15717.60	43.48	54.00	-10.52	32.14	7.62	38.50	34.78	192	148	Average	HORIZONTAL
3	15717.68	56.27	74.00	-17.73	44.93	7.62	38.50	34.78	192	148	Peak	HORIZONTAL

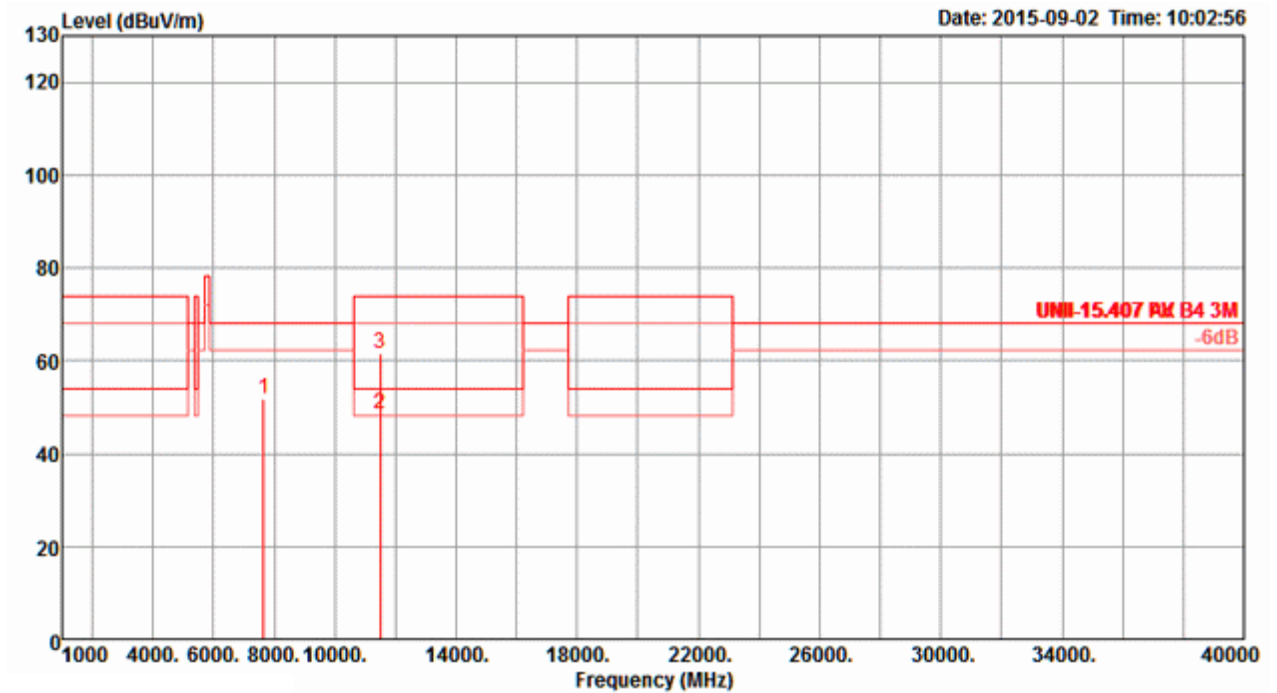
**Vertical**



	Freq	Level	Limit	Over	Read	CableAntenna	Preamp	T/Pos	A/Pos	Remark	Pol/Phase
	MHz	dBuV/m	dBuV/m	dB	dBuV	dB	dB/m	dB	deg	cm	
1	6984.74	55.16	68.20	-13.04	48.10	5.01	36.76	34.71	163	159 Peak	VERTICAL
2	15717.66	56.20	74.00	-17.80	44.86	7.62	38.50	34.78	192	138 Peak	VERTICAL
3	15721.91	43.44	54.00	-10.56	32.10	7.62	38.50	34.78	192	138 Average	VERTICAL

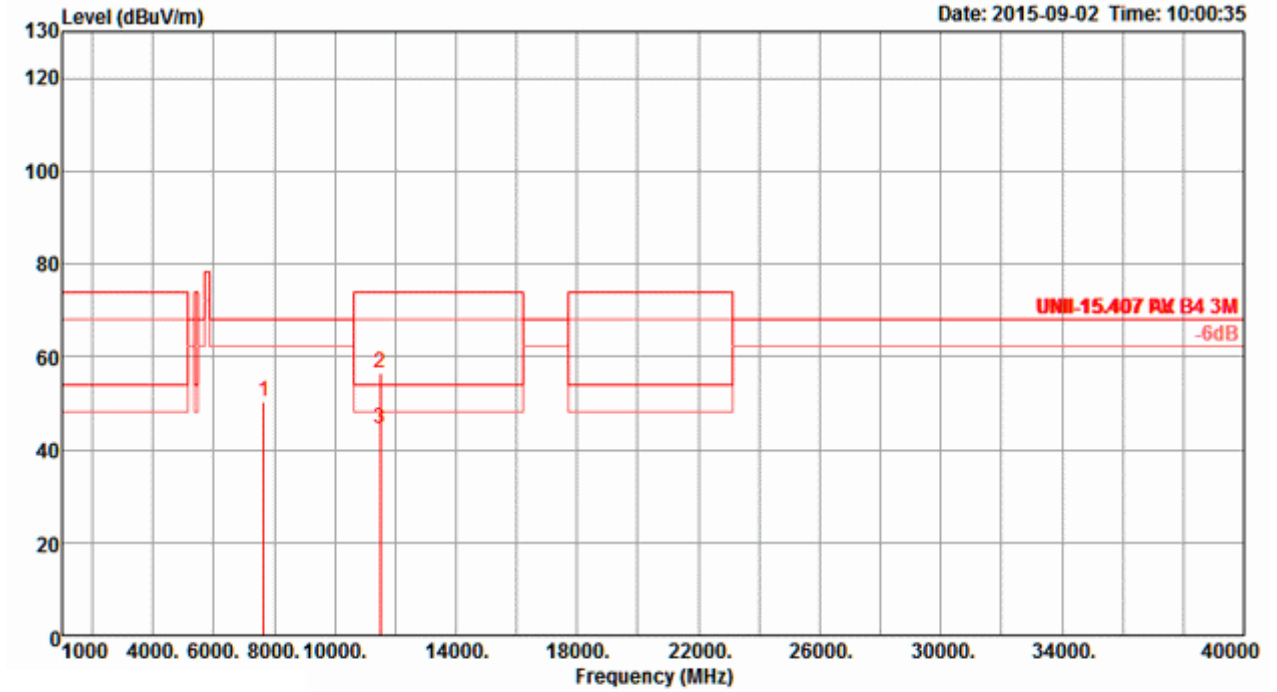
Temperature	26°C	Humidity	57%
Test Engineer	Roki Liu	Configurations	IEEE 802.11ac MCS0/Nss1 VHT20 CH 149 / Chain 5 + Chain 6 + Chain 7 + Chain 8

**Horizontal**



	Freq	Level	Limit	Over	Read	CableAntenna	Preamp	T/Pos	A/Pos	Remark	Pol/Phase
	MHz	dBuV/m	dBuV/m	dB	dBuV	dB	dB/m	deg	cm		
1	7660.04	51.77	68.20	-16.43	43.97	5.22	37.43	34.85	286	170 Peak	HORIZONTAL
2	11492.34	48.55	54.00	-5.45	37.94	6.53	38.70	34.62	335	157 Average	HORIZONTAL
3	11492.88	61.68	74.00	-12.32	51.07	6.53	38.70	34.62	335	157 Peak	HORIZONTAL

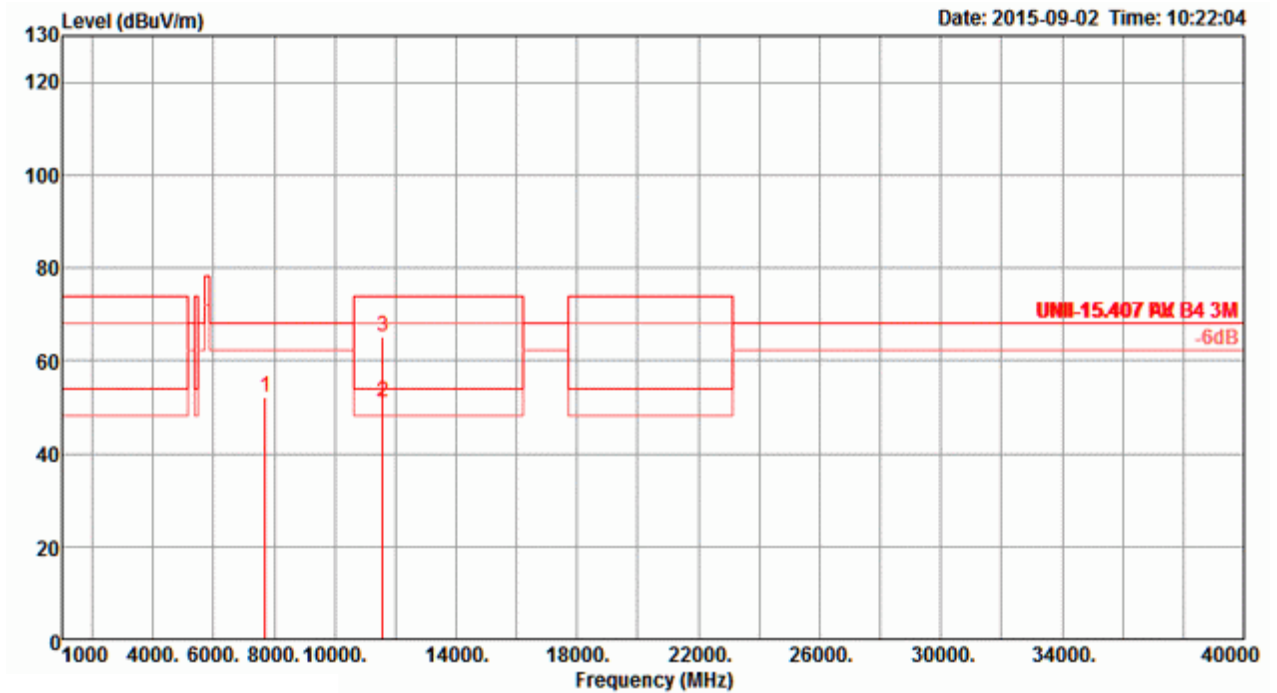
**Vertical**



	Freq	Level	Limit	Over	Read	CableAntenna	Preamp	T/Pos	A/Pos	Remark	Pol/Phase
	MHz	dBuV/m	dBuV/m	dB	dBuV	dB	dB/m	dB	deg	cm	
1	7659.96	50.28	68.20	-17.92	42.48	5.22	37.43	34.85	52	310 Peak	VERTICAL
2	11494.72	56.60	74.00	-17.40	45.99	6.53	38.70	34.62	27	142 Peak	VERTICAL
3	11496.00	44.40	54.00	-9.60	33.79	6.53	38.70	34.62	27	142 Average	VERTICAL

Temperature	26°C	Humidity	57%
Test Engineer	Roki Liu	Configurations	IEEE 802.11ac MCS0/Nss1 VHT20 CH 157 / Chain 5 + Chain 6 + Chain 7 + Chain 8

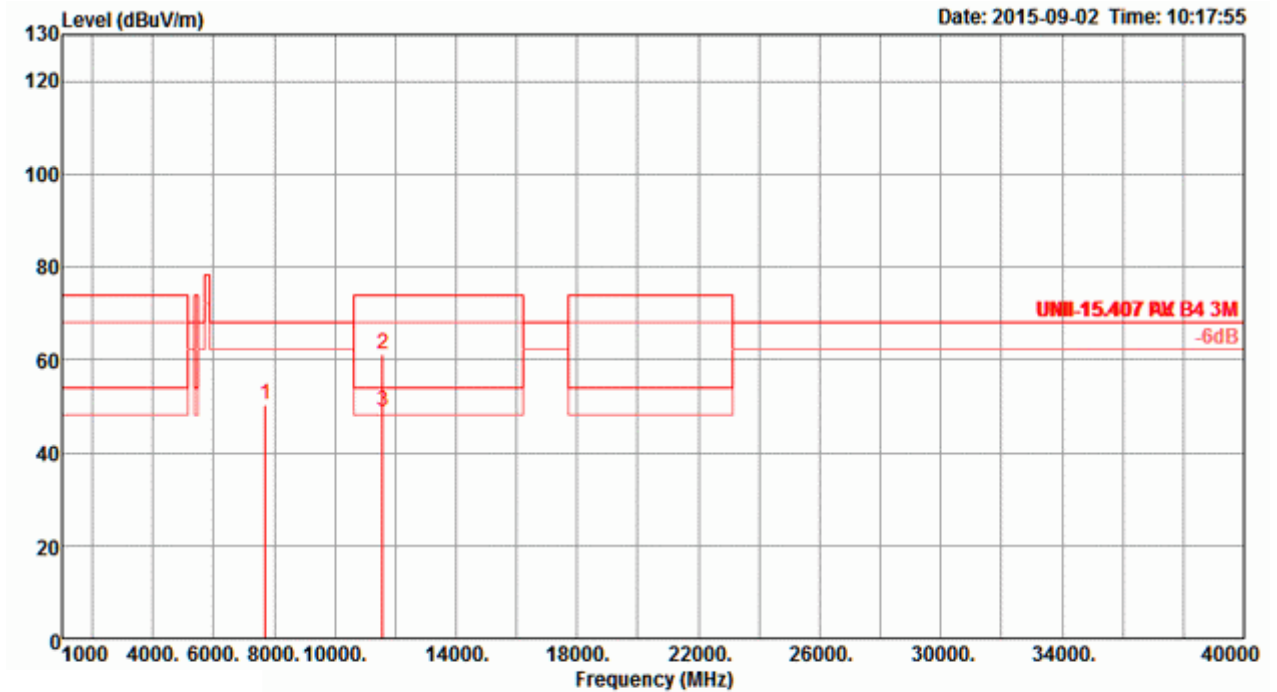
**Horizontal**



	Freq	Level	Limit	Over	Read	Cable	Antenna	Preamp	T/Pos	A/Pos	Remark	Pol/Phase
	MHz	dBuV/m	dBuV/m	dB	dBuV	dB	dB/m	dB	deg	cm		
1	7713.44	52.29	68.20	-15.91	44.50	5.25	37.41	34.87	290	154	Peak	HORIZONTAL
2	11571.60	50.89	54.00	-3.11	40.28	6.55	38.71	34.65	11	222	Average	HORIZONTAL
3	11572.48	65.08	74.00	-8.92	54.47	6.55	38.71	34.65	11	222	Peak	HORIZONTAL



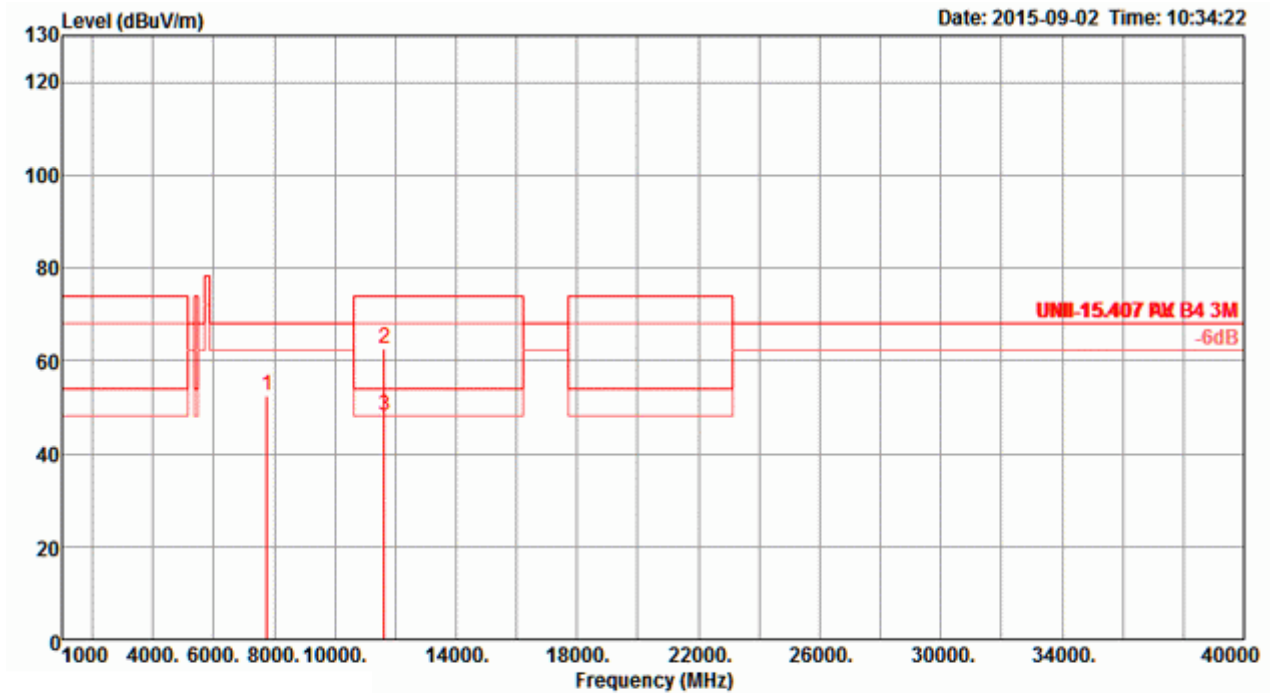
**Vertical**



	Freq	Level	Limit	Over	Read	CableAntenna	Preamp	T/Pos	A/Pos	Remark	Pol/Phase	
	MHz	dBuV/m	dBuV/m	dB	dBuV	dB	dB/m	dB	deg	cm		
1	7713.32	50.41	68.20	-17.79	42.62	5.25	37.41	34.87	34	144	Peak	VERTICAL
2	11568.68	61.33	74.00	-12.67	50.71	6.55	38.71	34.64	7	215	Peak	VERTICAL
3	11570.00	48.71	54.00	-5.29	38.10	6.55	38.71	34.65	7	215	Average	VERTICAL

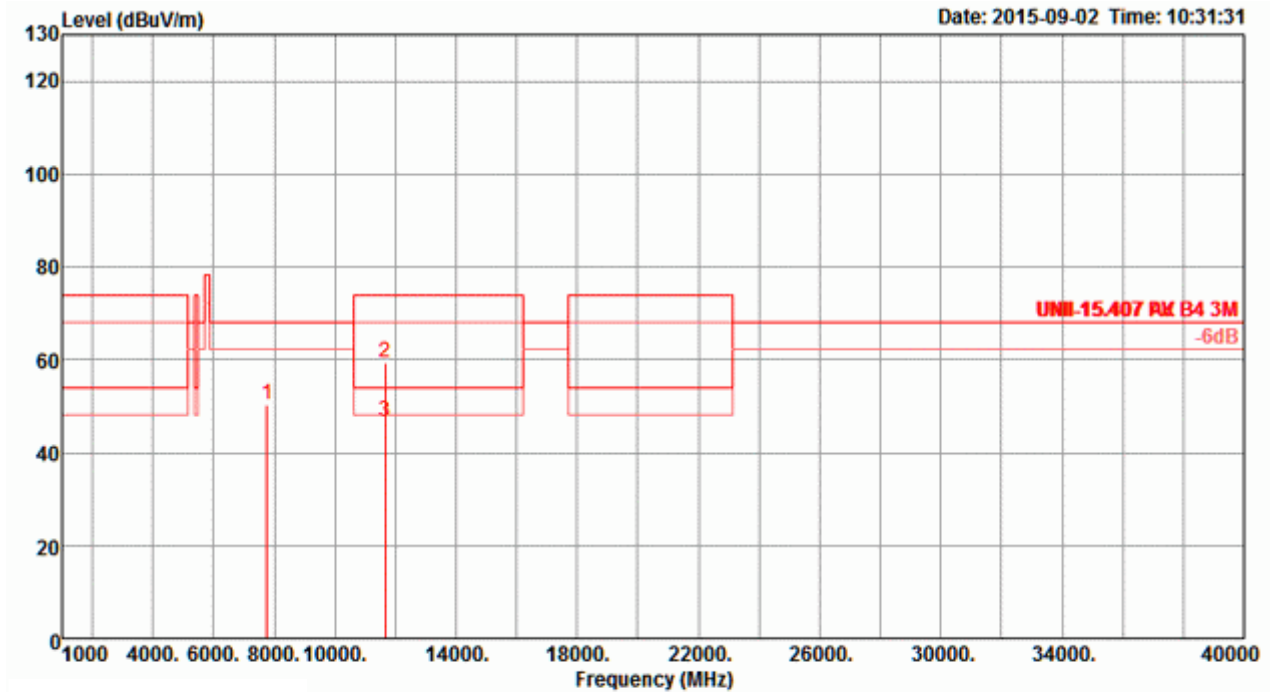
Temperature	26°C	Humidity	57%
Test Engineer	Roki Liu	Configurations	IEEE 802.11ac MCS0/Nss1 VHT20 CH 165 / Chain 5 + Chain 6 + Chain 7 + Chain 8

**Horizontal**



	Freq	Level	Limit	Over	Read	CableAntenna	Preamp	T/Pos	A/Pos	Remark	Pol/Phase
	MHz	dBuV/m	dBuV/m	dB	dBuV	dB	dB/m	dB	deg	cm	
1	7766.63	52.65	68.20	-15.55	44.87	5.28	37.39	34.89	286	152 Peak	HORIZONTAL
2	11647.96	62.54	74.00	-11.46	51.93	6.56	38.73	34.68	356	142 Peak	HORIZONTAL
3	11648.80	48.07	54.00	-5.93	37.46	6.56	38.73	34.68	356	142 Average	HORIZONTAL

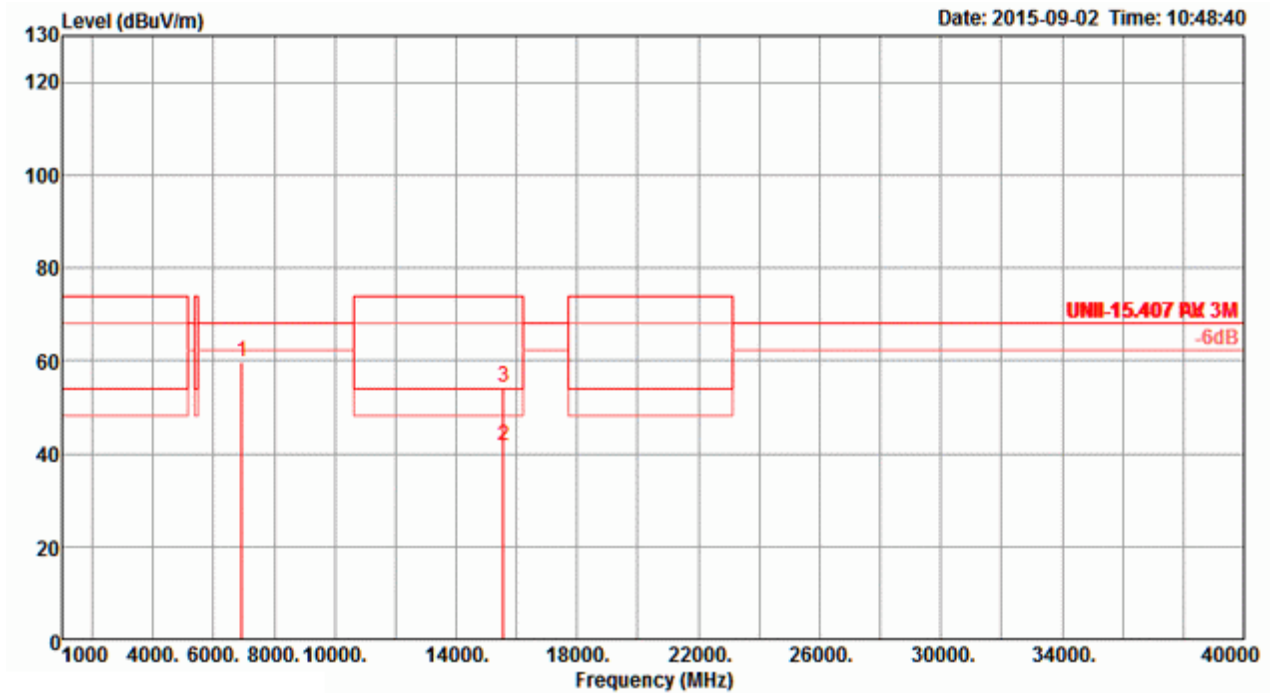
Vertical



	Freq	Level	Limit	Over	Read	CableAntenna	Preamp	T/Pos	A/Pos	Remark	Pol/Phase
	MHz	dBuV/m	dBuV/m	dB	dBuV	dB	dB/m	dB	deg	cm	
1	7766.45	50.25	68.20	-17.95	42.47	5.28	37.39	34.89	8	234 Peak	VERTICAL
2	11649.52	59.55	74.00	-14.45	48.94	6.56	38.73	34.68	85	144 Peak	VERTICAL
3	11649.76	46.84	54.00	-7.16	36.23	6.56	38.73	34.68	85	144 Average	VERTICAL

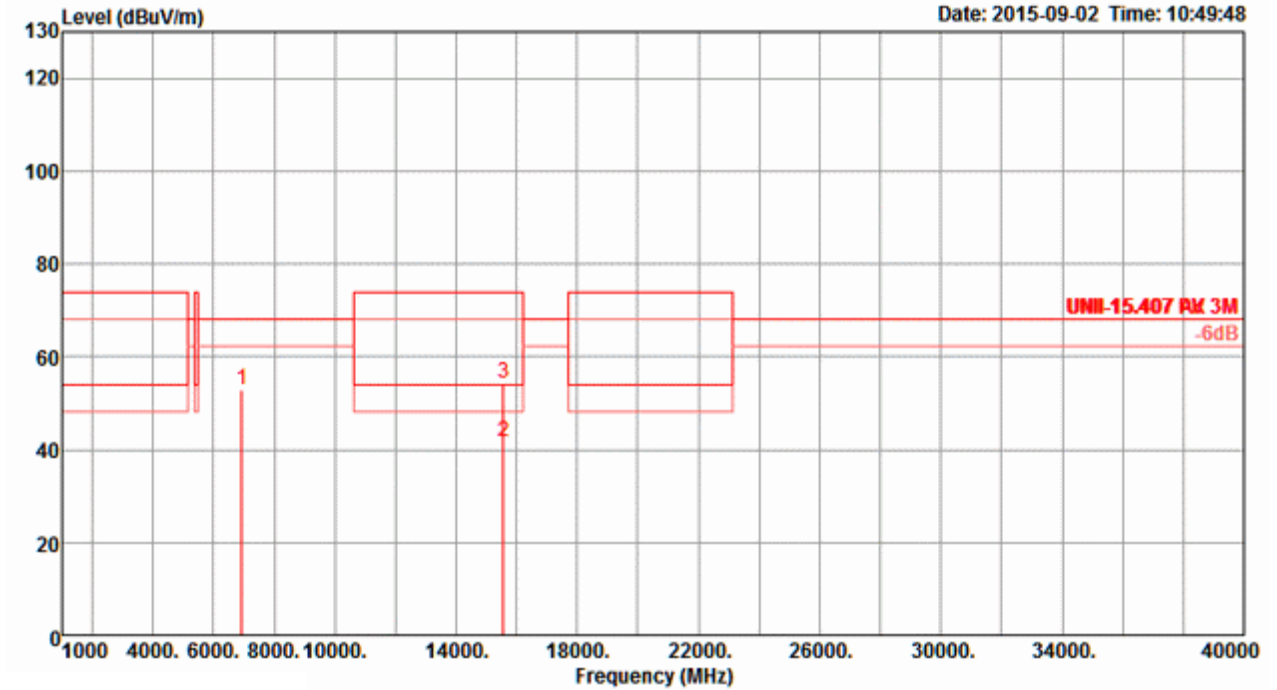
Temperature	26°C	Humidity	57%
Test Engineer	Roki Liu	Configurations	IEEE 802.11ac MCS0/Nss1 VHT40 CH 38 / Chain 5 + Chain 6 + Chain 7 + Chain 8

**Horizontal**



	Freq	Level	Limit	Over	Read	Cable	Antenna	Preamp	T/Pos	A/Pos	Remark	Pol/Phase
	MHz	dBuV/m	dBuV/m	dB	dBuV	dB	dB/m	dB	deg	cm		
1	6920.02	59.72	68.20	-8.48	52.82	4.98	36.61	34.69	305	184	Peak	HORIZONTAL
2	15566.72	41.59	54.00	-12.41	30.44	7.57	38.22	34.64	353	199	Average	HORIZONTAL
3	15571.96	54.37	74.00	-19.63	43.22	7.57	38.22	34.64	353	199	Peak	HORIZONTAL

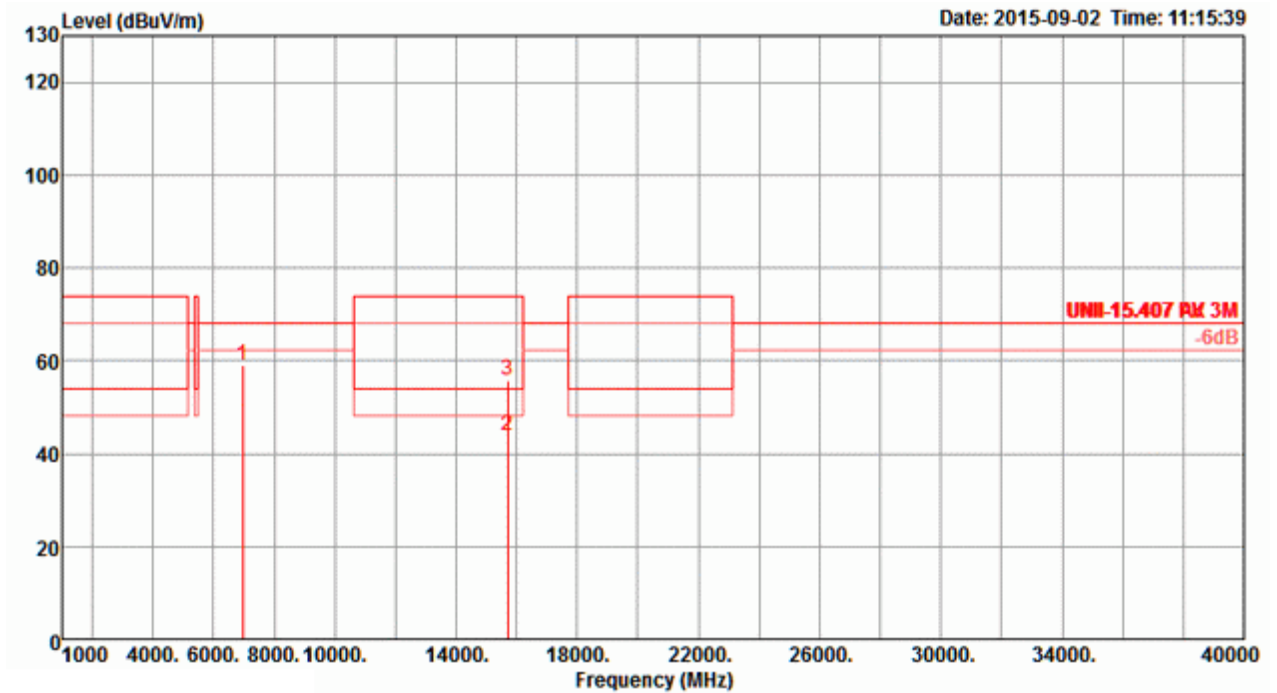
Vertical



	Freq	Level	Limit	Over	Read	Cable	Antenna	Preamp	T/Pos	A/Pos	Remark	Pol/Phase
	MHz	dBuV/m	dBuV/m	dB	dBuV	dB	dB/m	dB	deg	cm		
1	6919.98	53.02	68.20	-15.18	46.12	4.98	36.61	34.69	25	169	Peak	VERTICAL
2	15560.04	41.61	54.00	-12.39	30.50	7.56	38.19	34.64	4	194	Average	VERTICAL
3	15562.84	54.47	74.00	-19.53	43.32	7.57	38.22	34.64	4	194	Peak	VERTICAL

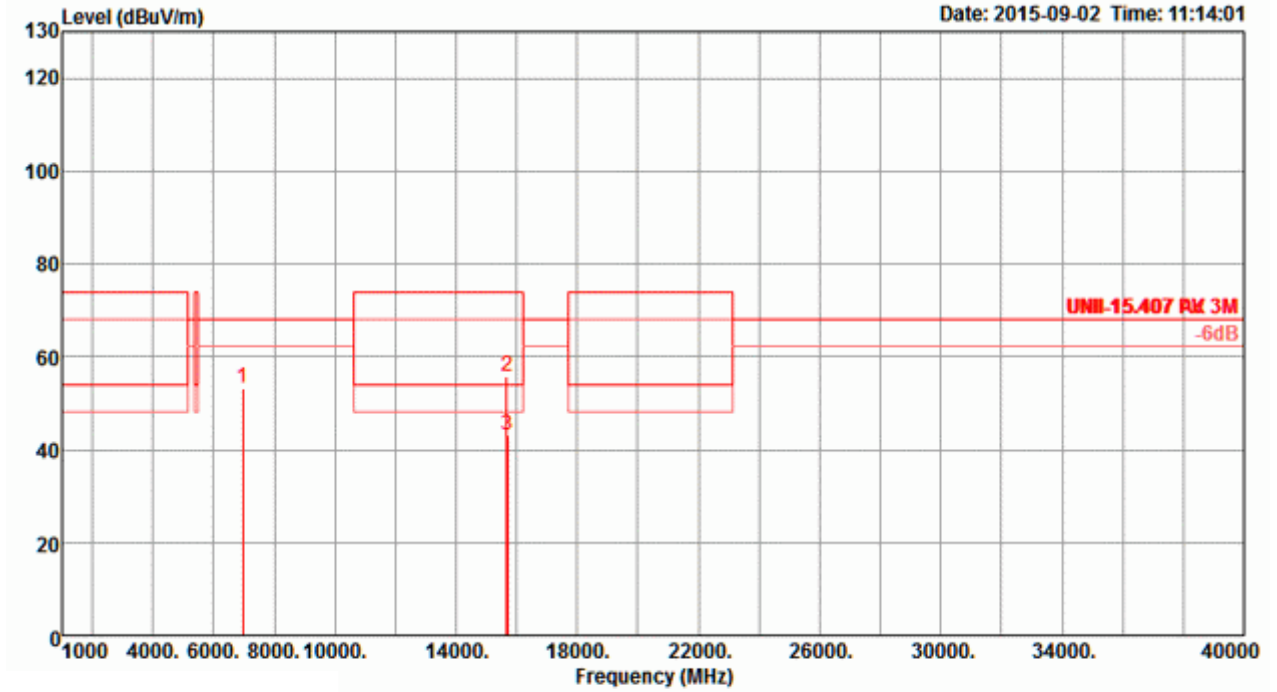
Temperature	26°C	Humidity	57%
Test Engineer	Roki Liu	Configurations	IEEE 802.11ac MCS0/Nss1 VHT40 CH 46 / Chain 5 + Chain 6 + Chain 7 + Chain 8

**Horizontal**



	Freq	Level	Limit	Over	Read	Cable	Antenna	Preamp	T/Pos	A/Pos	Remark	Pol/Phase
	MHz	dBuV/m	dBuV/m	dB	dBuV	dB	dB/m	dB	deg	cm		
1	6973.36	59.09	68.20	-9.11	52.07	5.00	36.72	34.70	308	168	Peak	HORIZONTAL
2	15687.86	43.80	54.00	-10.20	32.50	7.61	38.44	34.75	317	186	Average	HORIZONTAL
3	15691.70	55.85	74.00	-18.15	44.55	7.61	38.44	34.75	317	186	Peak	HORIZONTAL

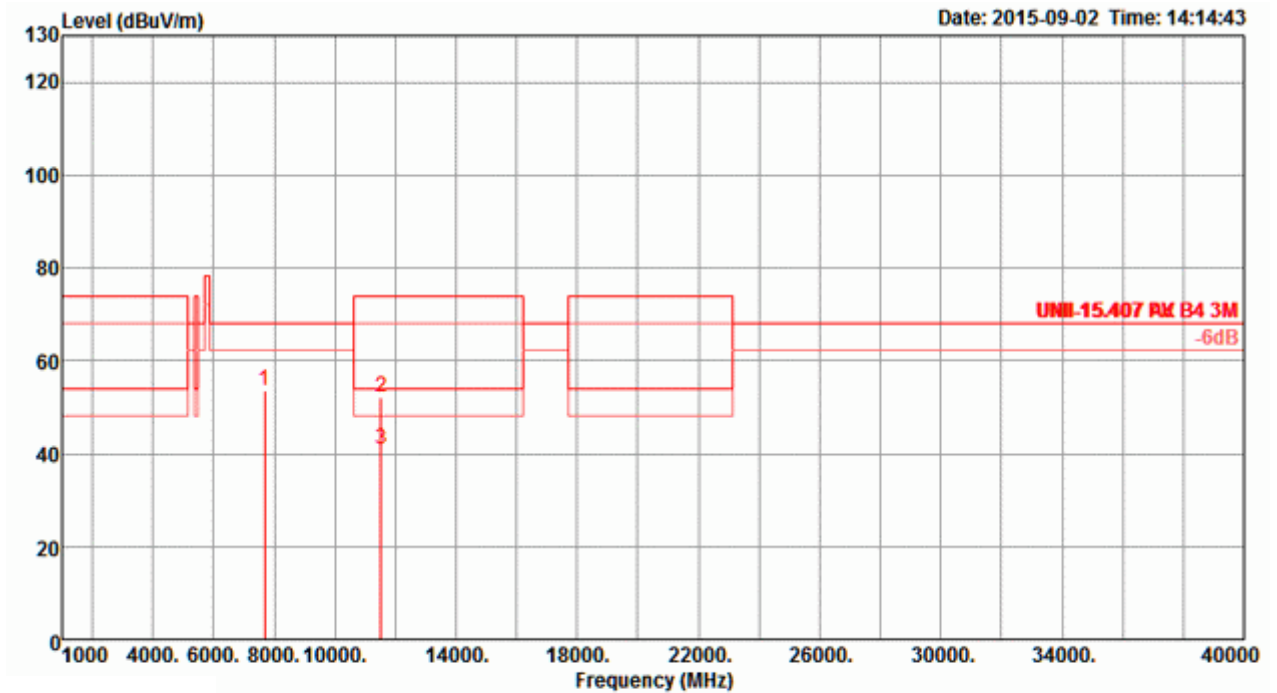
**Vertical**



	Freq	Level	Limit	Over	Read	CableAntenna	Preamp	T/Pos	A/Pos	Remark	Pol/Phase
	MHz	dBuV/m	dBuV/m	dB	dBuV	dB	dB/m	dB	deg	cm	
1	6973.36	53.16	68.20	-15.04	46.14	5.00	36.72	34.70	26	181 Peak	VERTICAL
2	15685.22	55.83	74.00	-18.17	44.53	7.61	38.44	34.75	84	192 Peak	VERTICAL
3	15691.96	43.20	54.00	-10.80	31.90	7.61	38.44	34.75	84	192 Average	VERTICAL

Temperature	26°C	Humidity	57%
Test Engineer	Roki Liu	Configurations	IEEE 802.11ac MCS0/Nss1 VHT40 CH 151 / Chain 5 + Chain 6 + Chain 7 + Chain 8

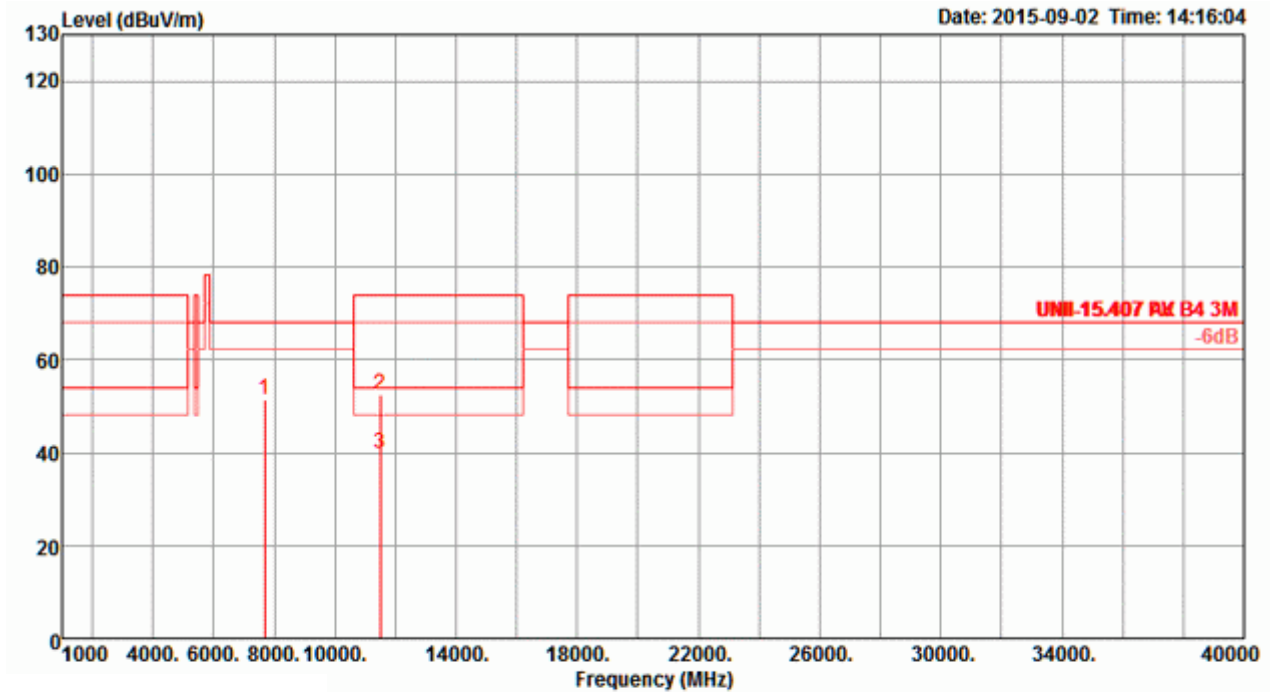
**Horizontal**



	Freq	Level	Limit	Over	Read	CableAntenna	Preamp	T/Pos	A/Pos	Remark	Pol/Phase
	MHz	dBuV/m	dBuV/m	dB	dBuV	dB	dB/m	deg	cm		
1	7673.28	53.64	68.20	-14.56	45.84	5.23	37.43	34.86	287	167 Peak	HORIZONTAL
2	11512.76	52.31	74.00	-21.69	41.69	6.54	38.70	34.62	329	156 Peak	HORIZONTAL
3	11513.00	40.91	54.00	-13.09	30.29	6.54	38.70	34.62	329	156 Average	HORIZONTAL



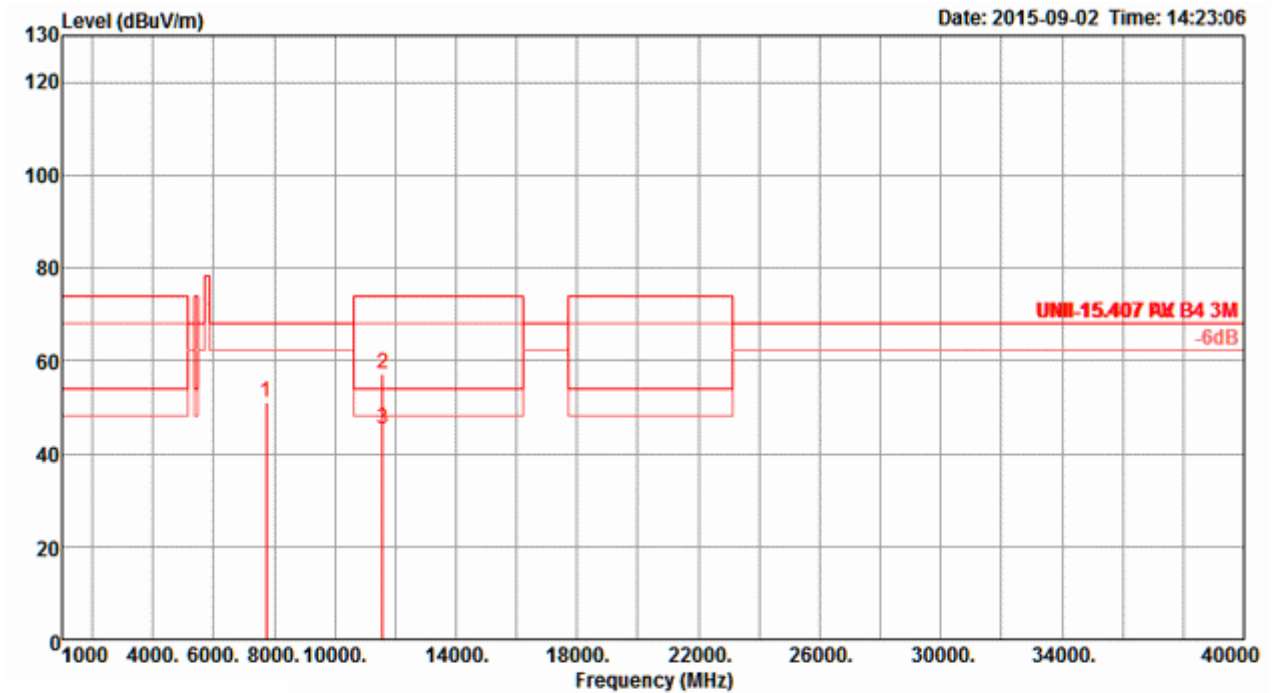
Vertical



	Freq	Level	Limit	Over	Read	CableAntenna	Preamp	T/Pos	A/Pos	Remark	Pol/Phase
	MHz	dBuV/m	dBuV/m	dB	dBuV	dB	dB/m	dB	deg	cm	
1	7673.25	51.58	68.20	-16.62	43.78	5.23	37.43	34.86	37	156 Peak	VERTICAL
2	11509.94	52.51	74.00	-21.49	41.89	6.54	38.70	34.62	3	156 Peak	VERTICAL
3	11509.94	39.89	54.00	-14.11	29.27	6.54	38.70	34.62	3	156 Average	VERTICAL

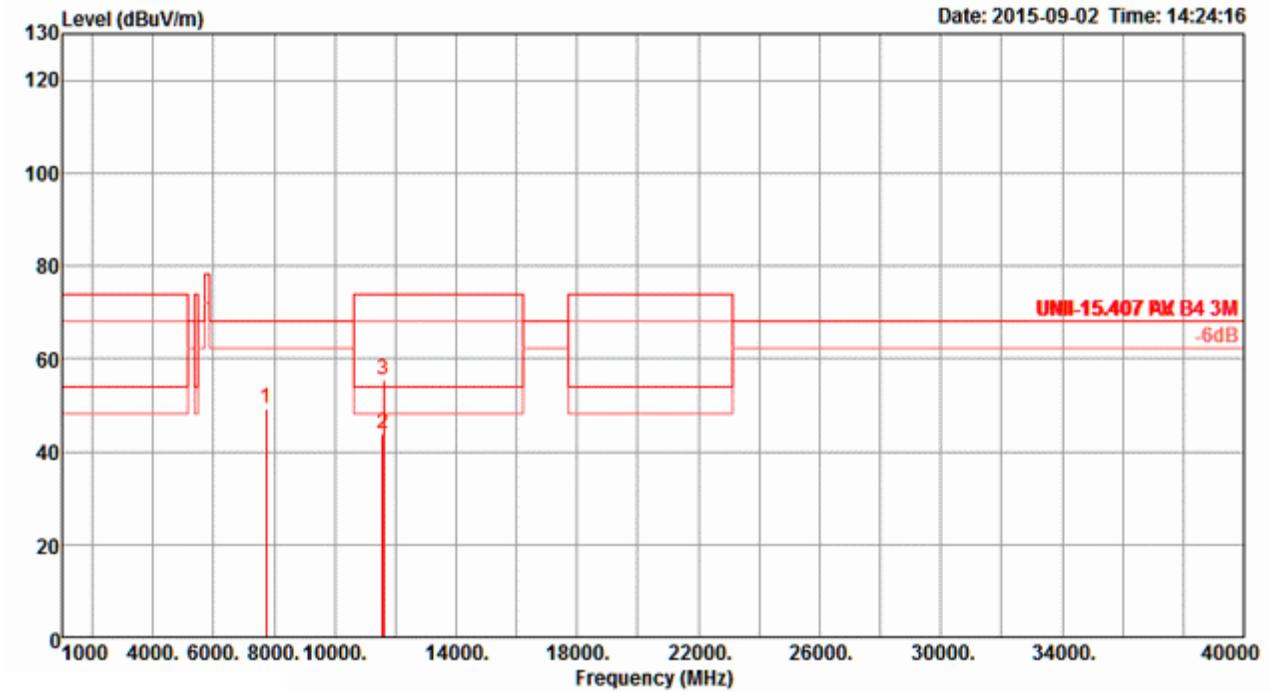
Temperature	26°C	Humidity	57%
Test Engineer	Roki Liu	Configurations	IEEE 802.11ac MCS0/Nss1 VHT40 CH 159 / Chain 5 + Chain 6 + Chain 7 + Chain 8

**Horizontal**



	Freq	Level	Limit	Over	Read	CableAntenna	Preamp	T/Pos	A/Pos	Remark	Pol/Phase
	MHz	dBuV/m	dBuV/m	dB	dBuV	dB	dB/m	dB	deg	cm	
1	7726.83	50.91	68.20	-17.29	43.12	5.26	37.41	34.88	284	173 Peak	HORIZONTAL
2	11584.08	57.15	74.00	-16.85	46.53	6.55	38.72	34.65	327	160 Peak	HORIZONTAL
3	11584.88	45.26	54.00	-8.74	34.64	6.55	38.72	34.65	327	160 Average	HORIZONTAL

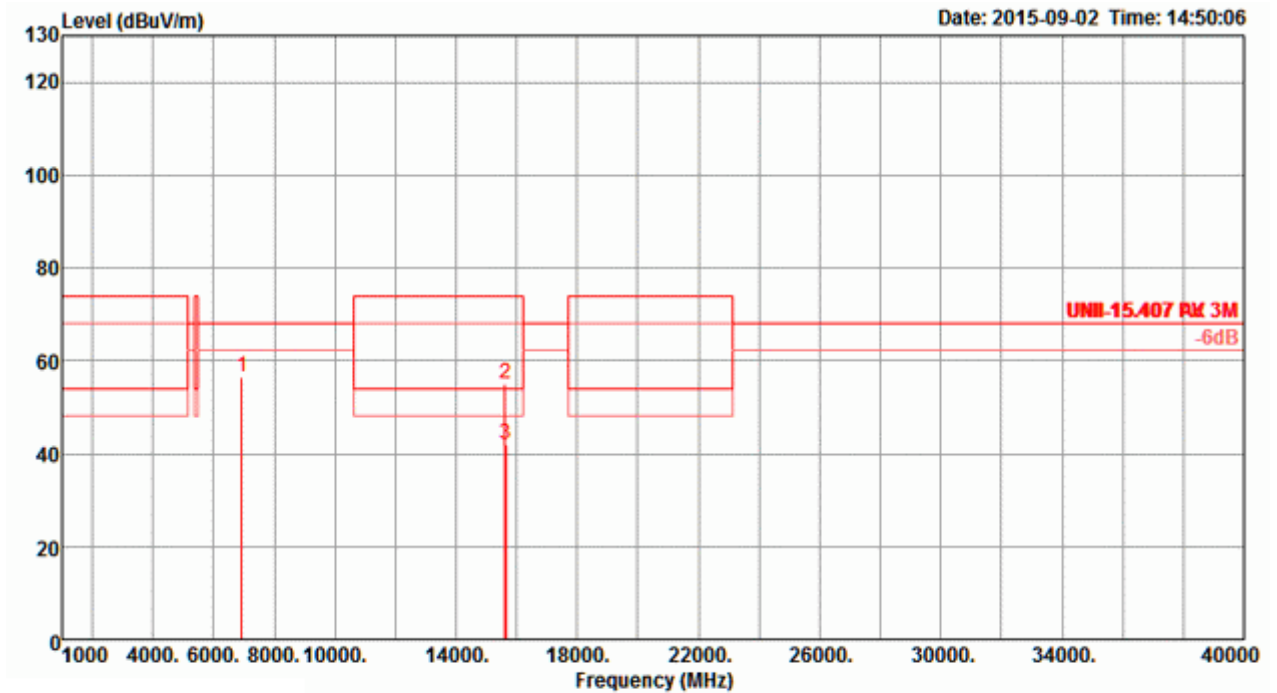
**Vertical**



	Freq	Level	Limit	Over	Read	CableAntenna	Preamp	T/Pos	A/Pos	Remark	Pol/Phase
	MHz	dBuV/m	dBuV/m	dB	dBuV	dB	dB/m	dB	deg	cm	
1	7726.48	49.38	68.20	-18.82	41.59	5.26	37.41	34.88	82	151 Peak	VERTICAL
2	11582.64	43.79	54.00	-10.21	33.17	6.55	38.72	34.65	350	155 Average	VERTICAL
3	11601.84	55.45	74.00	-18.55	44.84	6.55	38.72	34.66	350	155 Peak	VERTICAL

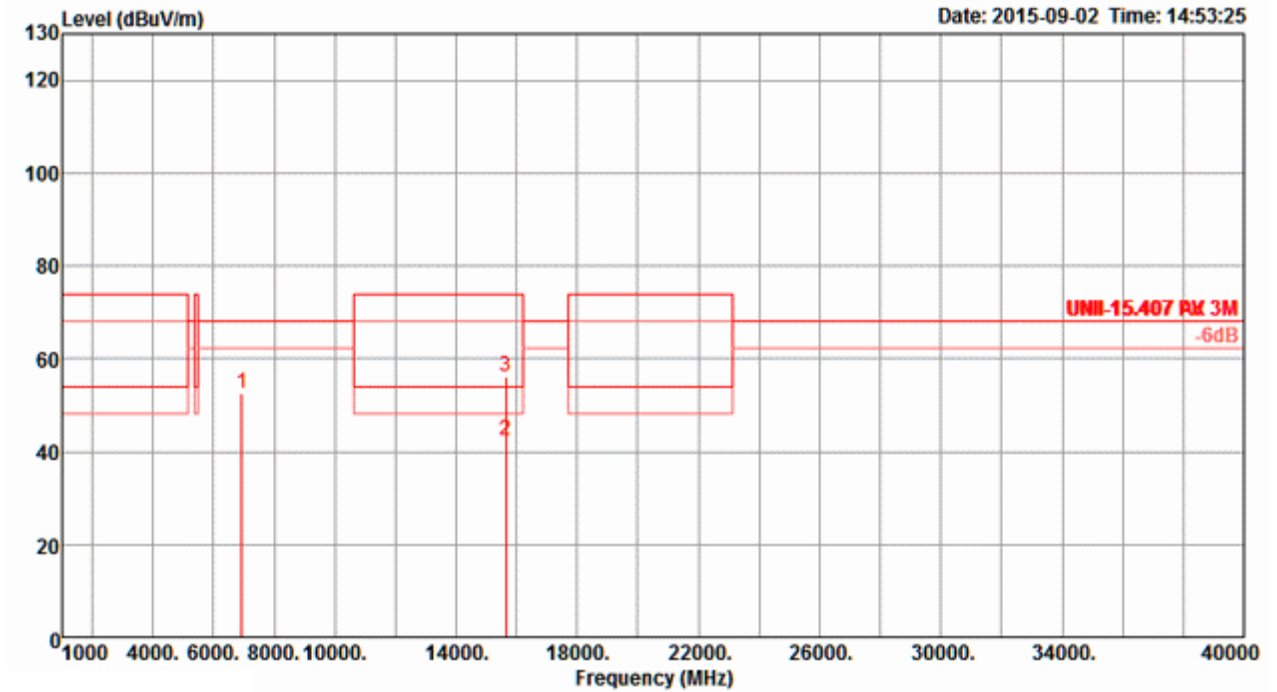
Temperature	26°C	Humidity	57%
Test Engineer	Roki Liu	Configurations	IEEE 802.11ac MCS0/Nss1 VHT80 CH 42 / Chain 5 + Chain 6 + Chain 7 + Chain 8

**Horizontal**



	Freq	Level	Limit	Over	Read	Cable	Antenna	Preamp	T/Pos	A/Pos	Remark	Pol/Phase
	MHz	dBuV/m	dBuV/m	dB	dBuV	dB	dB/m	dB	deg	cm		
1	6946.60	56.65	68.20	-11.55	49.66	4.99	36.69	34.69	299	188	Peak	HORIZONTAL
2	15628.21	54.90	74.00	-19.10	43.70	7.59	38.32	34.71	182	166	Peak	HORIZONTAL
3	15632.43	42.17	54.00	-11.83	30.94	7.59	38.35	34.71	182	166	Average	HORIZONTAL

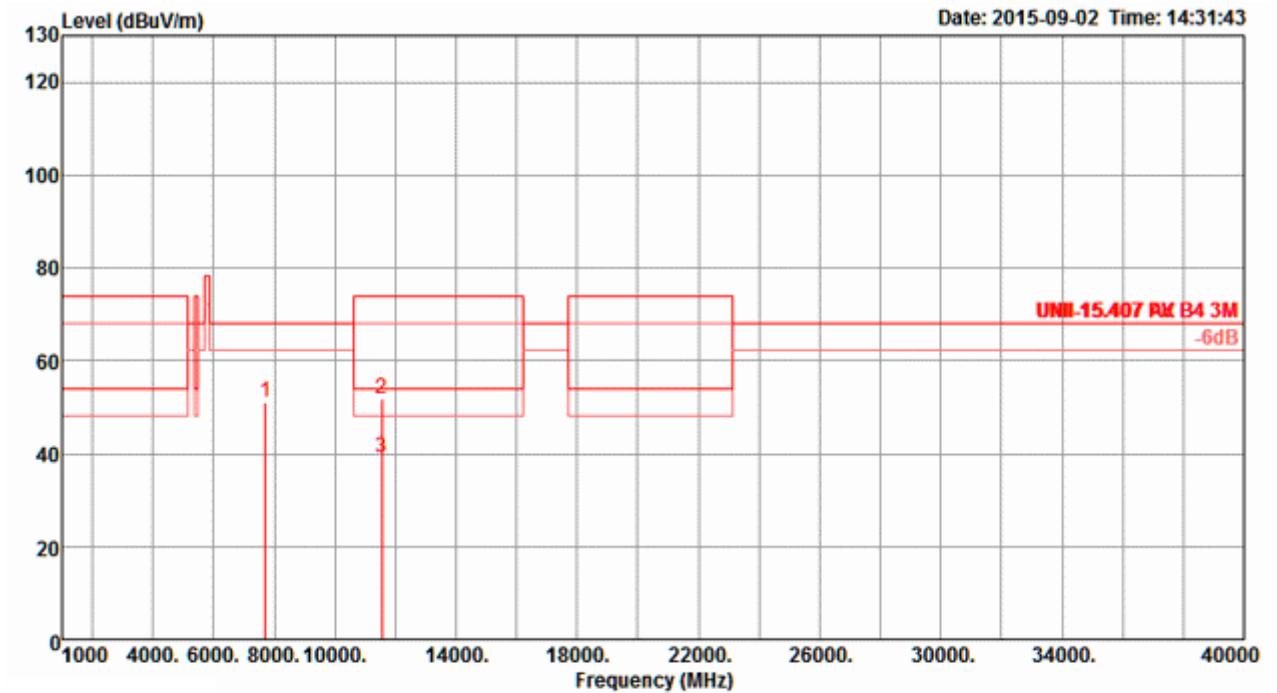
Vertical



	Freq	Level	Limit	Over	Read	Cable	Antenna	Preamp	T/Pos	A/Pos	Remark	Pol/Phase
	MHz	dBuV/m	dBuV/m	dB	dBuV	dB	dB/m	dB	deg	cm		
1	6946.69	52.36	68.20	-15.84	45.37	4.99	36.69	34.69	324	163	Peak	VERTICAL
2	15632.80	42.33	54.00	-11.67	31.10	7.59	38.35	34.71	81	163	Average	VERTICAL
3	15633.88	56.25	74.00	-17.75	45.02	7.59	38.35	34.71	81	163	Peak	VERTICAL

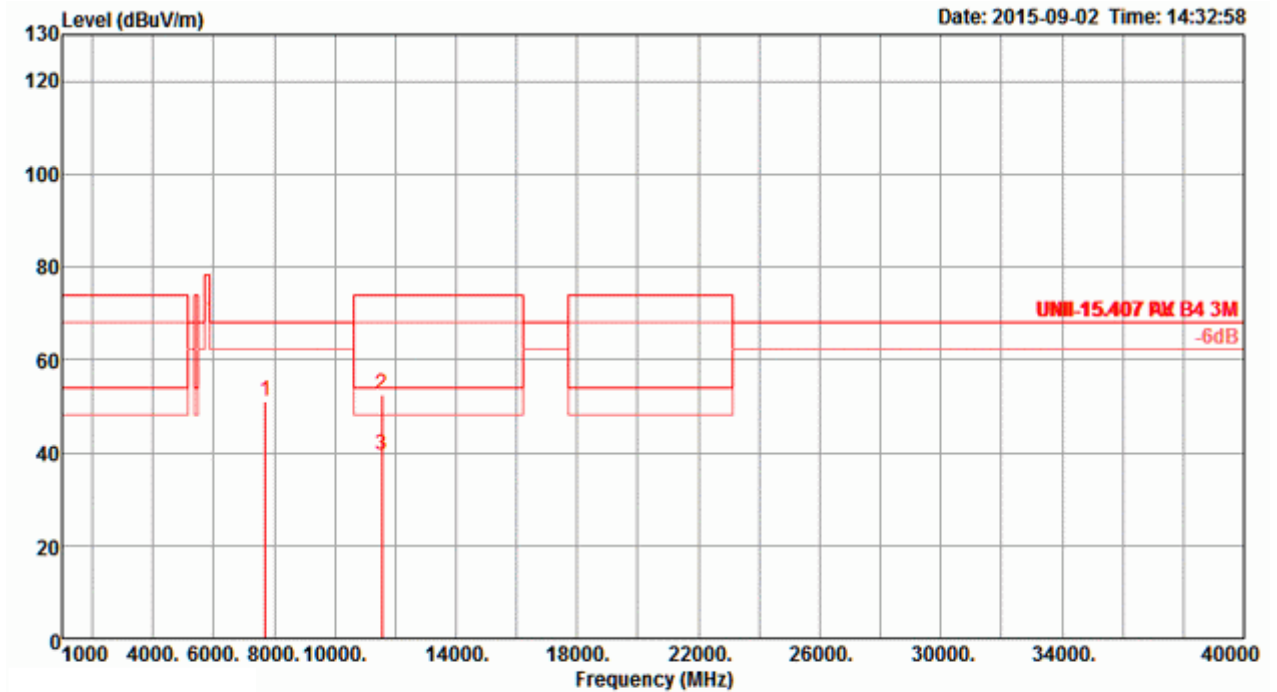
Temperature	26°C	Humidity	57%
Test Engineer	Roki Liu	Configurations	IEEE 802.11ac MCS0/Nss1 VHT80 CH 155 / Chain 5 + Chain 6 + Chain 7 + Chain 8

**Horizontal**



	Freq	Level	Limit	Over	Read	CableAntenna	Preamp	T/Pos	A/Pos	Remark	Pol/Phase
	MHz	dBuV/m	dBuV/m	dB	dBuV	dB	dB/m	deg	cm		
1	7700.00	50.92	68.20	-17.28	43.13	5.24	37.42	34.87	287	181 Peak	HORIZONTAL
2	11546.20	51.70	74.00	-22.30	41.09	6.54	38.71	34.64	126	161 Peak	VERTICAL
3	11550.04	39.17	54.00	-14.83	28.55	6.55	38.71	34.64	126	161 Average	VERTICAL

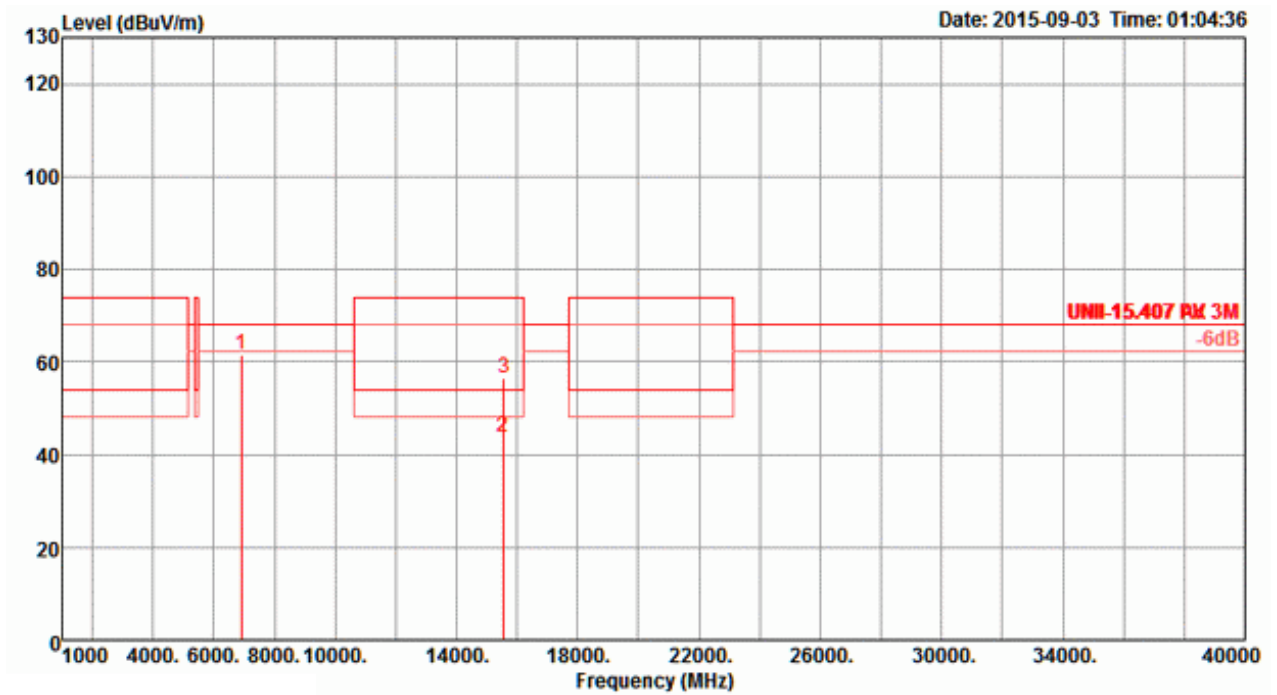
Vertical



	Freq	Level	Limit	Over	Read	CableAntenna	Preamp	T/Pos	A/Pos	Remark	Pol/Phase
	MHz	dBuV/m	dBuV/m	dB	dBuV	dB	dB/m	dB	deg	cm	
1	7700.25	51.02	68.20	-17.18	43.23	5.24	37.42	34.87	56	180 Peak	VERTICAL
2	11546.20	52.43	74.00	-21.57	41.82	6.54	38.71	34.64	359	162 Peak	VERTICAL
3	11548.56	39.43	54.00	-14.57	28.81	6.55	38.71	34.64	359	162 Average	VERTICAL

<b>Temperature</b>	26°C	<b>Humidity</b>	57%
<b>Test Engineer</b>	Roki Liu	<b>Configurations</b>	IEEE 802.11ac MCS0/Nss4 VHT20 CH 36 / Chain 5 + Chain 6 + Chain 7 + Chain 8

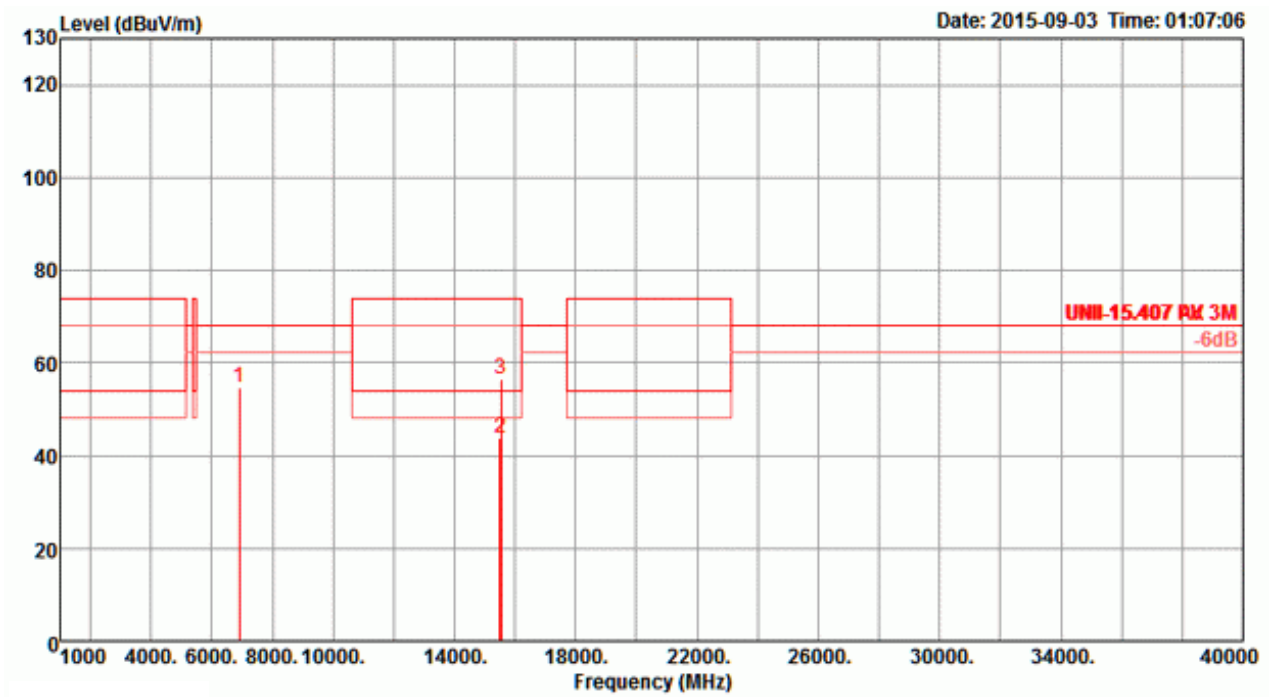
**Horizontal**



	Freq	Level	Limit	Over	Read	CableAntenna	Preamp	T/Pos	A/Pos	Remark	Pol/Phase
	MHz	dBuV/m	dBuV/m	dB	dBuV	dB	dB/m	dB	deg	cm	
1	6906.63	61.72	68.20	-6.48	54.87	4.97	36.57	34.69	302	177 Peak	HORIZONTAL
2	15521.50	43.82	54.00	-10.18	32.74	7.55	38.13	34.60	34	172 Average	HORIZONTAL
3	15555.10	56.34	74.00	-17.66	45.23	7.56	38.19	34.64	34	172 Peak	HORIZONTAL



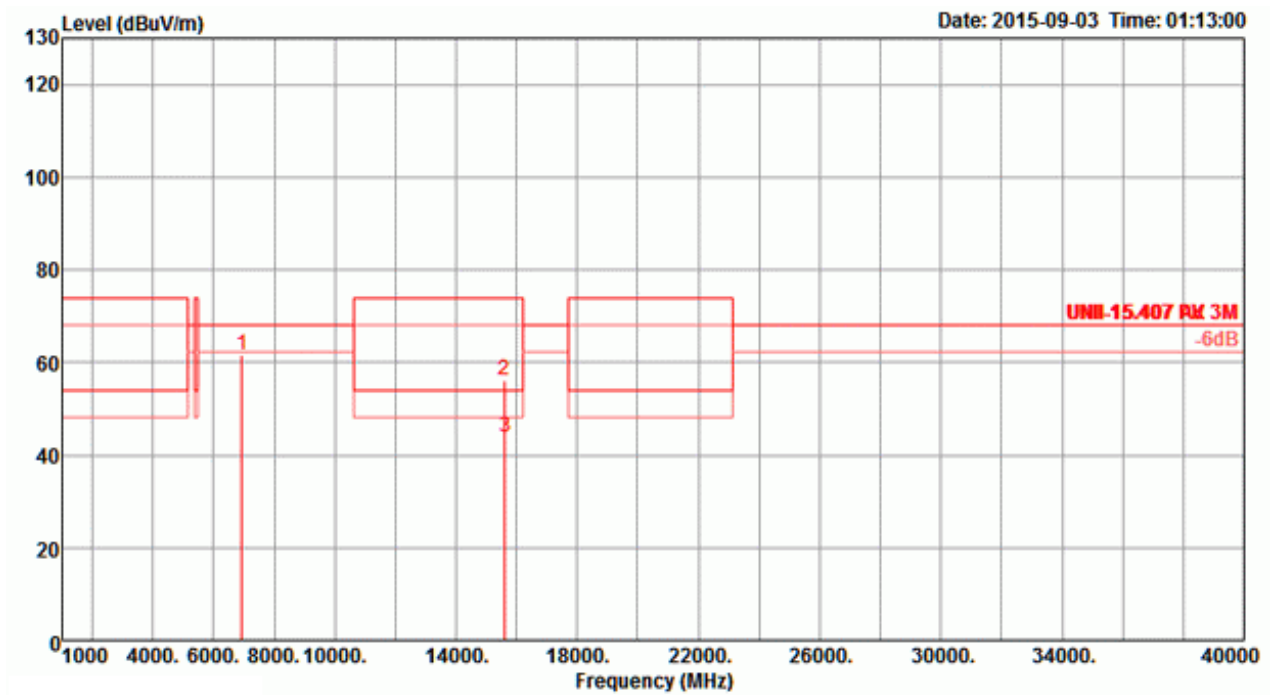
**Vertical**



	Freq	Level	Limit	Over	Read	CableAntenna	Preamp	T/Pos	A/Pos	Remark	Pol/Phase
	MHz	dBuV/m	dBuV/m	dB	dBuV	dB	dB/m	deg	cm		
1	6906.61	54.64	68.20	-13.56	47.79	4.97	36.57	34.69	320	150 Peak	VERTICAL
2	15516.20	43.92	54.00	-10.08	32.84	7.55	38.13	34.60	97	159 Average	VERTICAL
3	15521.70	56.33	74.00	-17.67	45.25	7.55	38.13	34.60	97	159 Peak	VERTICAL

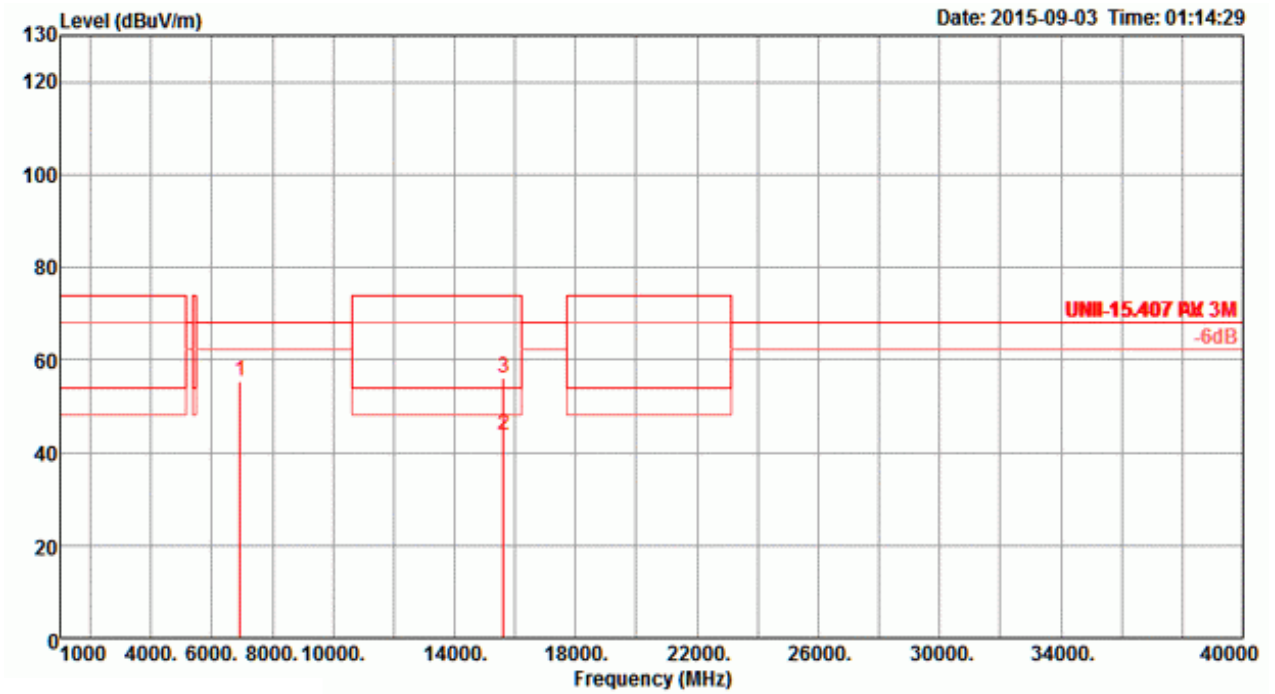
Temperature	26°C	Humidity	57%
Test Engineer	Roki Liu	Configurations	IEEE 802.11ac MCS0/Nss4 VHT20 CH 40 / Chain 5 + Chain 6 + Chain 7 + Chain 8

**Horizontal**



	Freq	Level	Limit	Over	Read	CableAntenna	Preamp	T/Pos	A/Pos	Remark	Pol/Phase
	MHz	dBuV/m	dBuV/m	dB	dBuV	dB	dB/m	deg	cm		
1	6933.33	61.46	68.20	-6.74	54.52	4.98	36.65	34.69	300	191 Peak	HORIZONTAL
2	15589.50	56.02	74.00	-17.98	44.86	7.57	38.26	34.67	265	202 Peak	HORIZONTAL
3	15606.60	43.80	54.00	-10.20	32.62	7.58	38.29	34.69	265	202 Average	HORIZONTAL

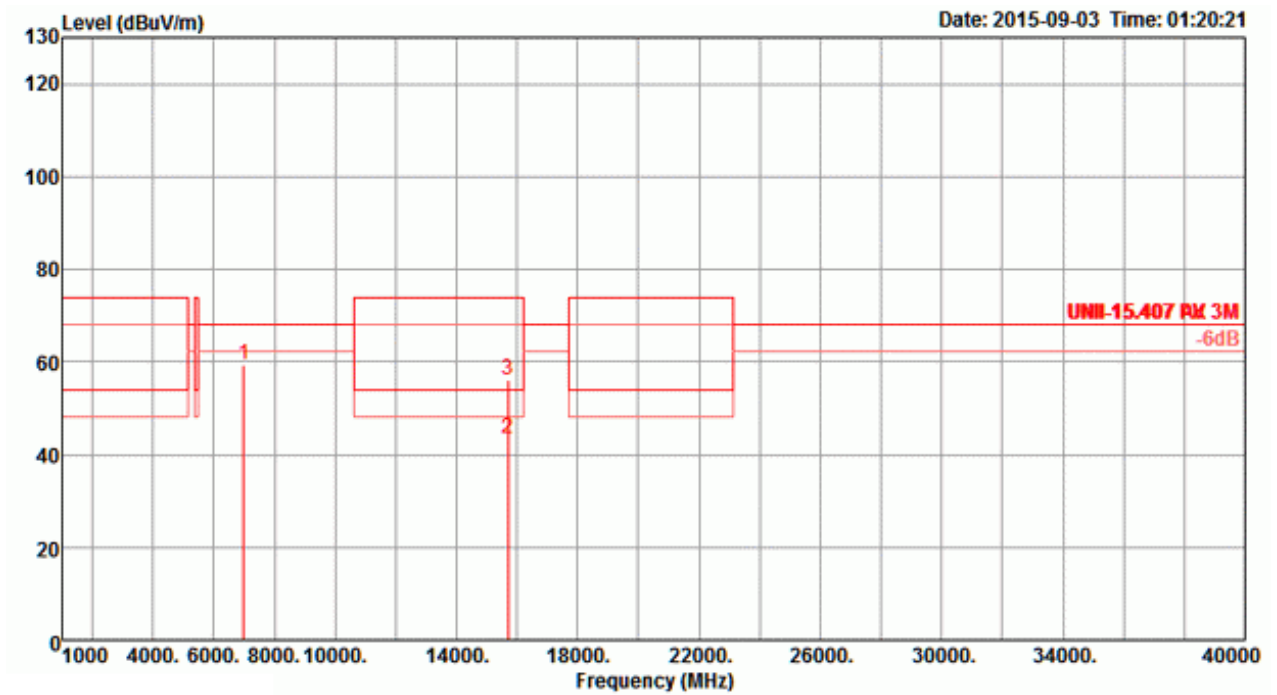
**Vertical**



	Freq	Level	Limit	Over	Read	CableAntenna	Preamp	T/Pos	A/Pos	Remark	Pol/Phase
	MHz	dBuV/m	dBuV/m	dB	dBuV	dB	dB/m	dB	deg	cm	
1	6933.40	55.47	68.20	-12.73	48.53	4.98	36.65	34.69	321	181 Peak	VERTICAL
2	15604.60	43.93	54.00	-10.07	32.75	7.58	38.29	34.69	284	167 Average	VERTICAL
3	15609.50	56.28	74.00	-17.72	45.10	7.58	38.29	34.69	284	167 Peak	VERTICAL

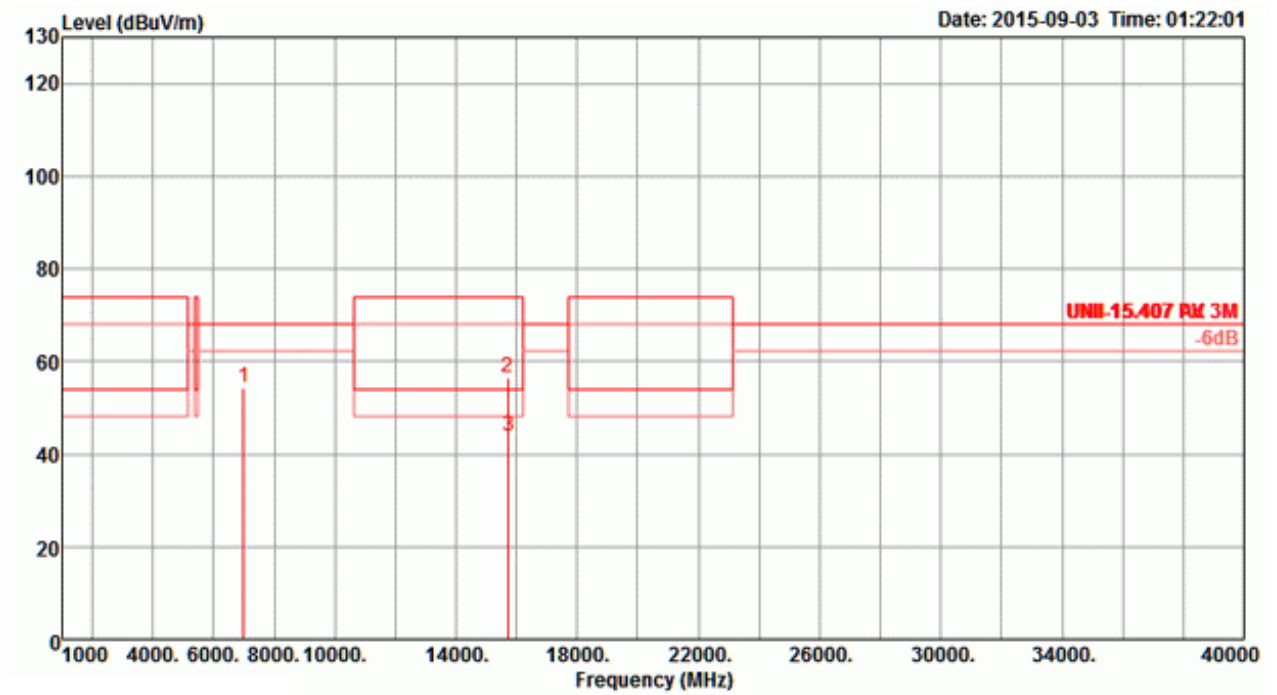
Temperature	26°C	Humidity	57%
Test Engineer	Roki Liu	Configurations	IEEE 802.11ac MCS0/Nss4 VHT20 CH 48 / Chain 5 + Chain 6 + Chain 7 + Chain 8

**Horizontal**



	Freq	Level	Limit	Over	Read	CableAntenna	Preamp	T/Pos	A/Pos	Remark	Pol/Phase
	MHz	dBuV/m	dBuV/m	dB	dBuV	dB	dB/m	dB	deg	cm	
1	6986.59	59.36	68.20	-8.84	52.30	5.01	36.76	34.71	51	156 Peak	HORIZONTAL
2	15705.70	43.36	54.00	-10.64	32.05	7.62	38.47	34.78	112	201 Average	HORIZONTAL
3	15711.10	56.30	74.00	-17.70	44.99	7.62	38.47	34.78	112	201 Peak	HORIZONTAL

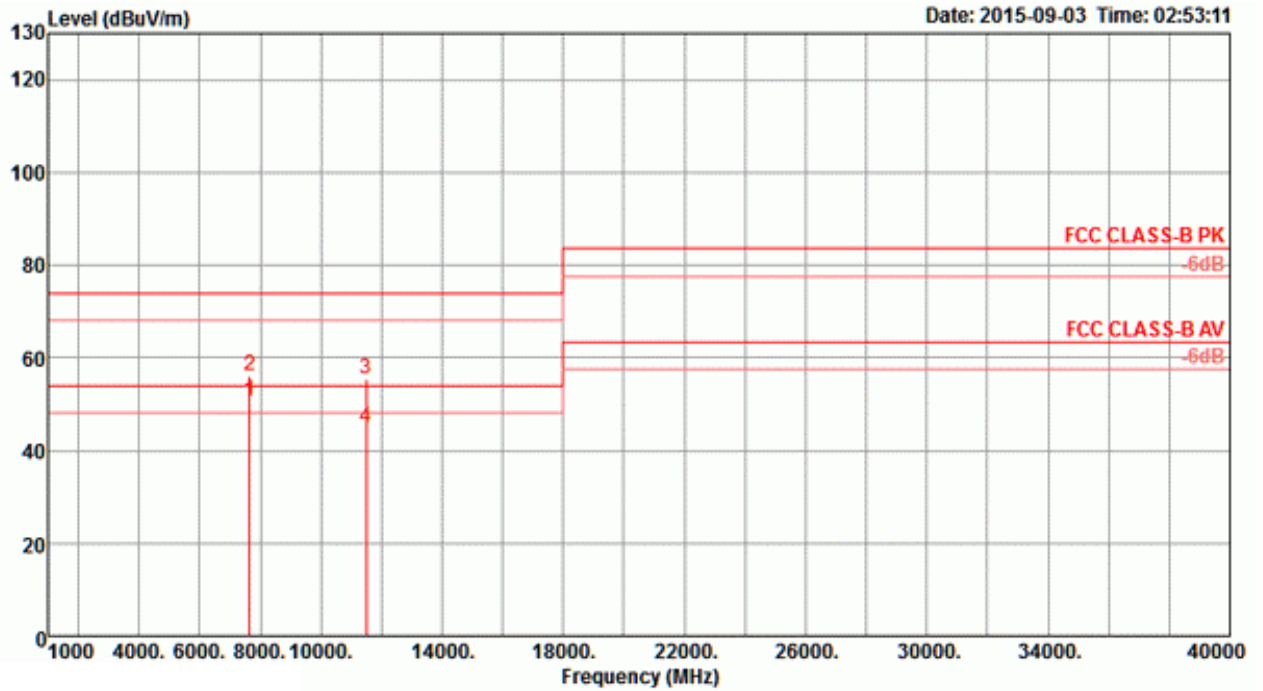
**Vertical**



	Freq	Level	Limit	Over	Read	CableAntenna	Preamp	T/Pos	A/Pos	Remark	Pol/Phase
	MHz	dBuV/m	dBuV/m	dB	dBuV	Loss	Factor	deg	cm		
1	6986.62	54.26	68.20	-13.94	47.20	5.01	36.76	34.71	322	189 Peak	VERTICAL
2	15695.90	56.36	74.00	-17.64	45.06	7.61	38.44	34.75	165	184 Peak	VERTICAL
3	15718.90	43.66	54.00	-10.34	32.32	7.62	38.50	34.78	165	184 Average	VERTICAL

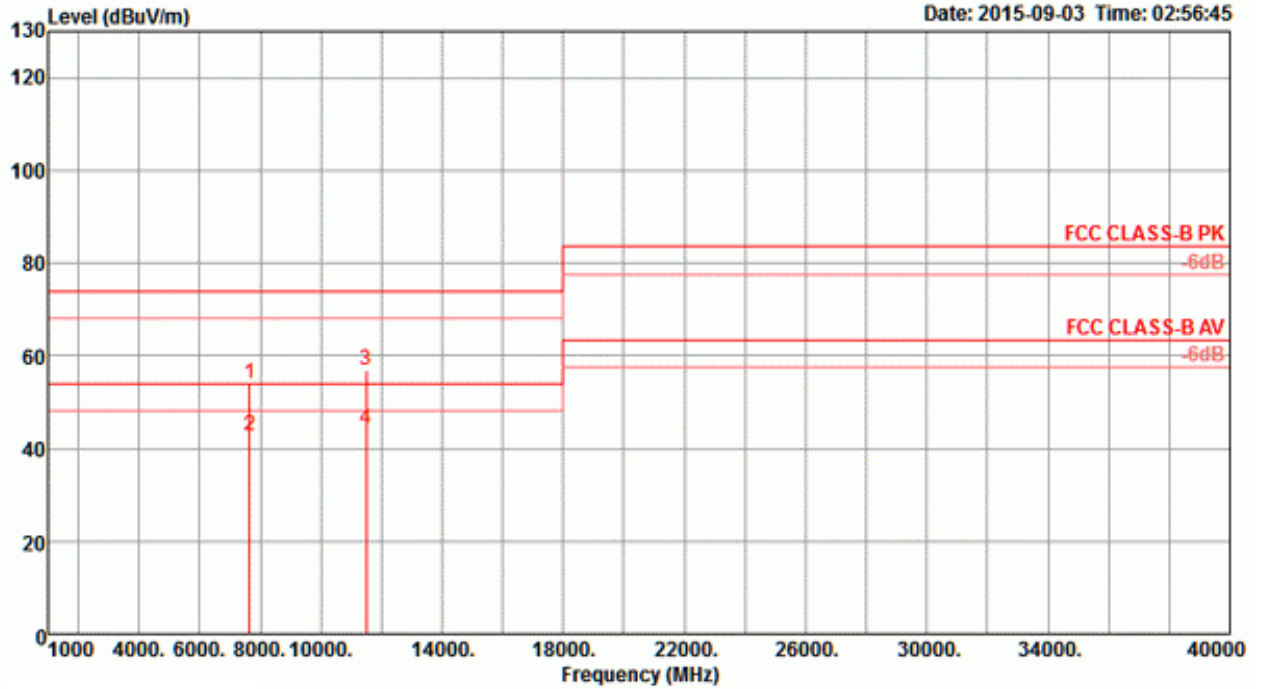
<b>Temperature</b>	26°C	<b>Humidity</b>	57%
<b>Test Engineer</b>	Roki Liu	<b>Configurations</b>	IEEE 802.11ac MCS0/Nss4 VHT20 CH 149 / Chain 5 + Chain 6 + Chain 7 + Chain 8

**Horizontal**



	Freq	Level	Limit	Over	Read	Cable	Antenna	Preamp	T/Pos	A/Pos	Remark	Pol/Phase
	MHz	dBuV/m	dBuV/m	dB	dBuV	dB	dB/m	dB	deg	cm		
1	7660.06	50.65	54.00	-3.35	42.85	5.22	37.43	34.85	283	151	Average	HORIZONTAL
2	7660.29	56.26	74.00	-17.74	48.46	5.22	37.43	34.85	283	151	Peak	HORIZONTAL
3	11489.30	55.56	74.00	-18.44	44.95	6.53	38.70	34.62	20	150	Peak	HORIZONTAL
4	11490.40	44.95	54.00	-9.05	34.34	6.53	38.70	34.62	20	150	Average	HORIZONTAL

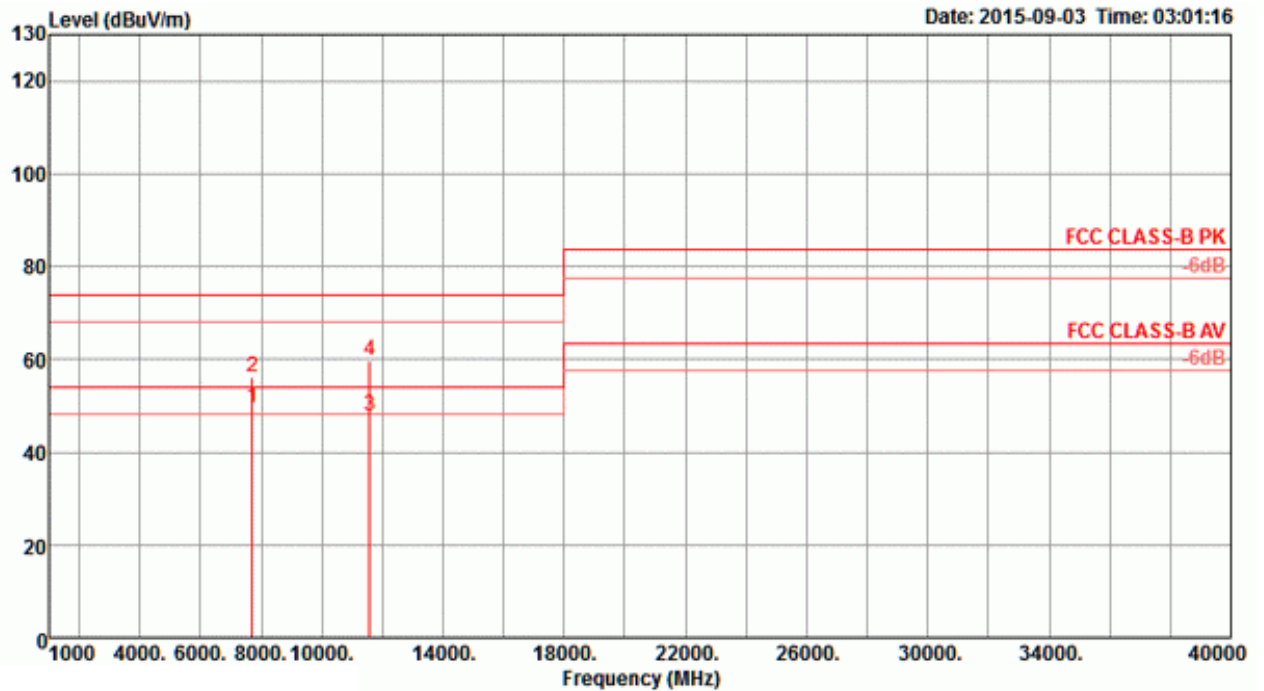
**Vertical**



	Freq	Level	Limit	Over	Read	CableAntenna	Preamp	T/Pos	A/Pos	Remark	Pol/Phase
	MHz	dBuV/m	dBuV/m	dB	dBuV	dB	dB/m	deg	cm		
1	7659.54	53.78	74.00	-20.22	45.98	5.22	37.43	34.85	5	154 Peak	VERTICAL
2	7660.10	42.57	54.00	-11.43	34.77	5.22	37.43	34.85	5	154 Average	VERTICAL
3	11491.20	56.76	74.00	-17.24	46.15	6.53	38.70	34.62	333	146 Peak	VERTICAL
4	11491.80	44.12	54.00	-9.88	33.51	6.53	38.70	34.62	333	146 Average	VERTICAL

<b>Temperature</b>	26°C	<b>Humidity</b>	57%
<b>Test Engineer</b>	Roki Liu	<b>Configurations</b>	IEEE 802.11ac MCS0/Nss4 VHT20 CH 157 / Chain 5 + Chain 6 + Chain 7 + Chain 8

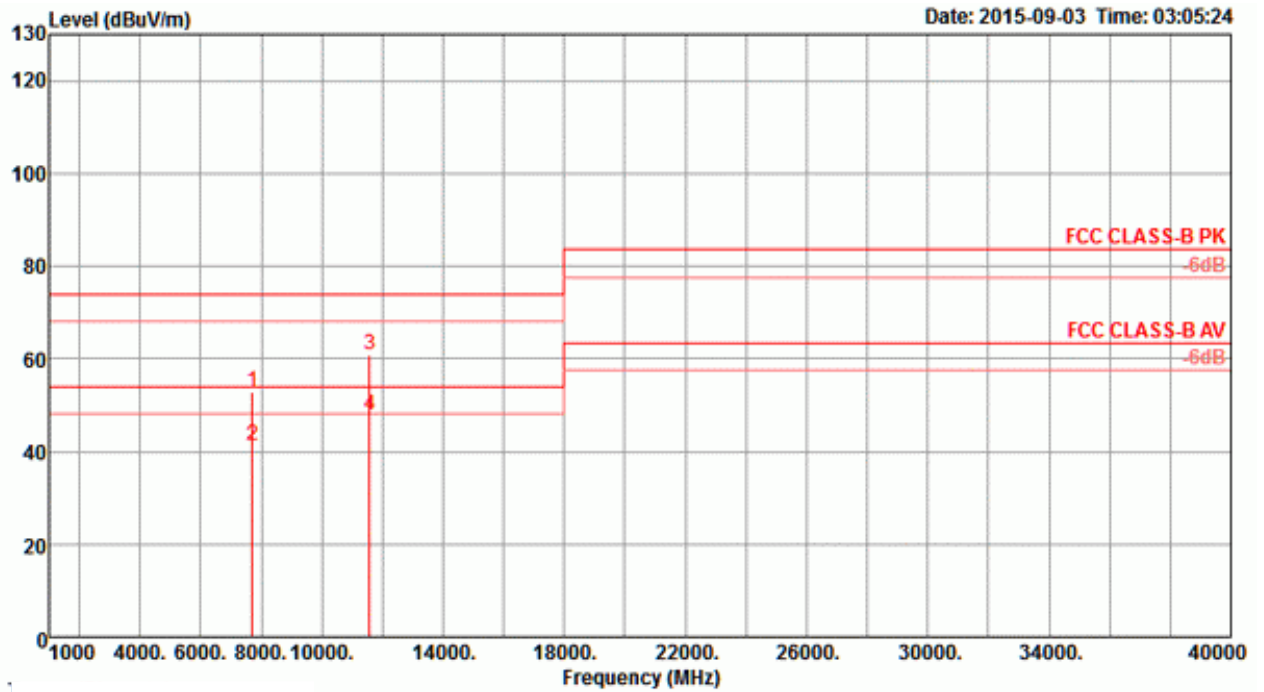
**Horizontal**



	Freq	Level	Limit	Over	Read	CableAntenna	Preamp	T/Pos	A/Pos	Remark	Pol/Phase
	MHz	dBuV/m	dBuV/m	dB	dBuV	dB	dB/m	dB	deg	cm	
1	7713.36	49.51	54.00	-4.49	41.72	5.25	37.41	34.87	282	144 Average	HORIZONTAL
2	7713.40	56.09	74.00	-17.91	48.30	5.25	37.41	34.87	282	144 Peak	HORIZONTAL
3	11570.10	47.90	54.00	-6.10	37.29	6.55	38.71	34.65	22	146 Average	HORIZONTAL
4	11571.60	59.68	74.00	-14.32	49.07	6.55	38.71	34.65	22	146 Peak	HORIZONTAL



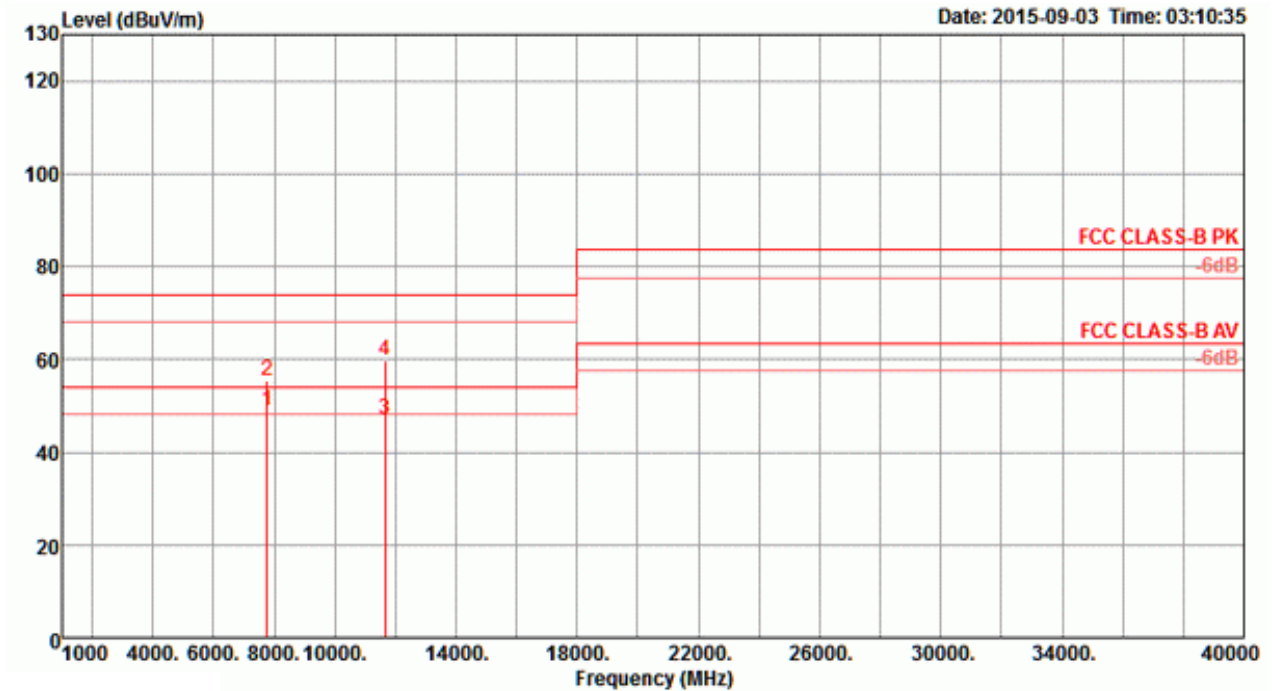
Vertical



	Freq	Level	Limit	Over	Read	CableAntenna	Preamp	T/Pos	A/Pos	Remark	Pol/Phase
	MHz	dBuV/m	dBuV/m	dB	dBuV	dB	dB/m	dB	deg	cm	
1	7713.37	52.78	74.00	-21.22	44.99	5.25	37.41	34.87	5	167 Peak	VERTICAL
2	7713.45	41.35	54.00	-12.65	33.56	5.25	37.41	34.87	5	167 Average	VERTICAL
3	11569.50	60.82	74.00	-13.18	50.20	6.55	38.71	34.64	332	146 Peak	VERTICAL
4	11569.80	47.94	54.00	-6.06	37.33	6.55	38.71	34.65	332	146 Average	VERTICAL

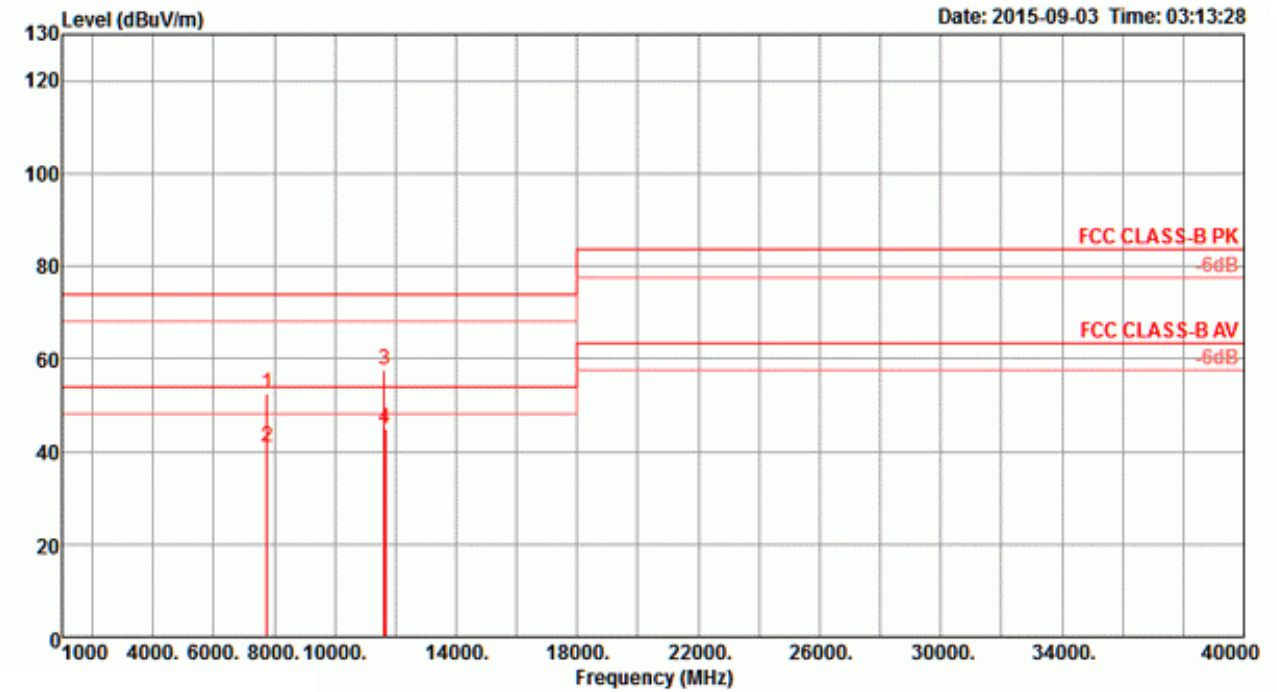
Temperature	26°C	Humidity	57%
Test Engineer	Roki Liu	Configurations	IEEE 802.11ac MCS0/Nss4 VHT20 CH 165 / Chain 5 + Chain 6 + Chain 7 + Chain 8

**Horizontal**



	Freq	Level	Limit	Over	Read	CableAntenna	Preamp	T/Pos	A/Pos	Remark	Pol/Phase
	MHz	dBuV/m	dBuV/m	dB	dBuV	dB	dB/m	dB	deg	cm	
1	7766.68	48.88	54.00	-5.12	41.10	5.28	37.39	34.89	285	160 Average	HORIZONTAL
2	7766.71	55.47	74.00	-18.53	47.69	5.28	37.39	34.89	285	160 Peak	HORIZONTAL
3	11650.90	47.07	54.00	-6.93	36.46	6.56	38.73	34.68	9	158 Average	HORIZONTAL
4	11651.20	59.69	74.00	-14.31	49.08	6.56	38.73	34.68	9	158 Peak	HORIZONTAL

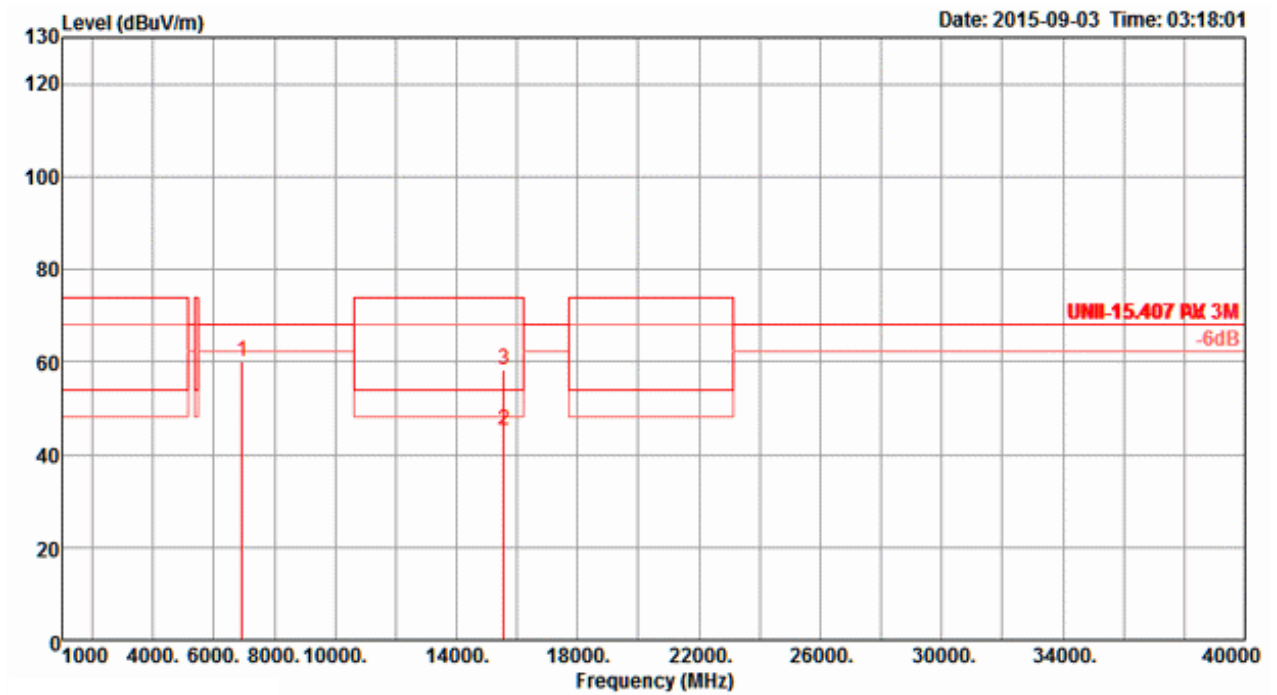
**Vertical**



	Freq	Level	Limit	Over	Read	Cable	Antenna	Preamp	T/Pos	A/Pos	Remark	Pol/Phase
	MHz	dBuV/m	dBuV/m	dB	dBuV	dB	dB/m	dB	deg	cm		
1	7766.60	52.38	74.00	-21.62	44.60	5.28	37.39	34.89	28	152	Peak	VERTICAL
2	7766.65	40.82	54.00	-13.18	33.04	5.28	37.39	34.89	28	152	Average	VERTICAL
3	11647.90	57.61	74.00	-16.39	47.00	6.56	38.73	34.68	28	159	Peak	VERTICAL
4	11650.50	44.92	54.00	-9.08	34.31	6.56	38.73	34.68	28	159	Average	VERTICAL

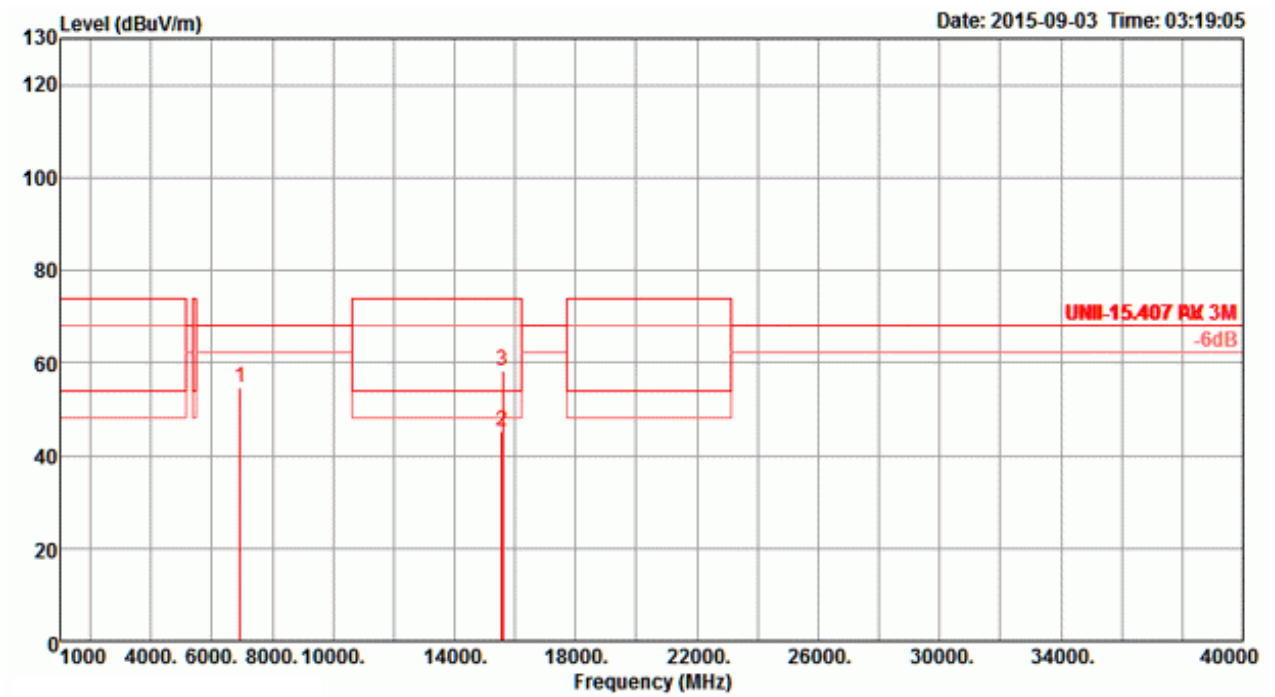
Temperature	26°C	Humidity	57%
Test Engineer	Roki Liu	Configurations	IEEE 802.11ac MCS0/Nss4 VHT40 CH 38 / Chain 5 + Chain 6 + Chain 7 + Chain 8

**Horizontal**



	Freq	Level	Limit	Over	Read	CableAntenna	Preamp	T/Pos	A/Pos	Remark	Pol/Phase
	MHz	dBuV/m	dBuV/m	dB	dBuV	dB	dB/m	deg	cm		
1	6919.95	60.26	68.20	-7.94	53.36	4.98	36.61	34.69	295	194 Peak	HORIZONTAL
2	15559.60	45.42	54.00	-8.58	34.31	7.56	38.19	34.64	329	178 Average	HORIZONTAL
3	15572.30	58.31	74.00	-15.69	47.16	7.57	38.22	34.64	329	178 Peak	HORIZONTAL

**Vertical**

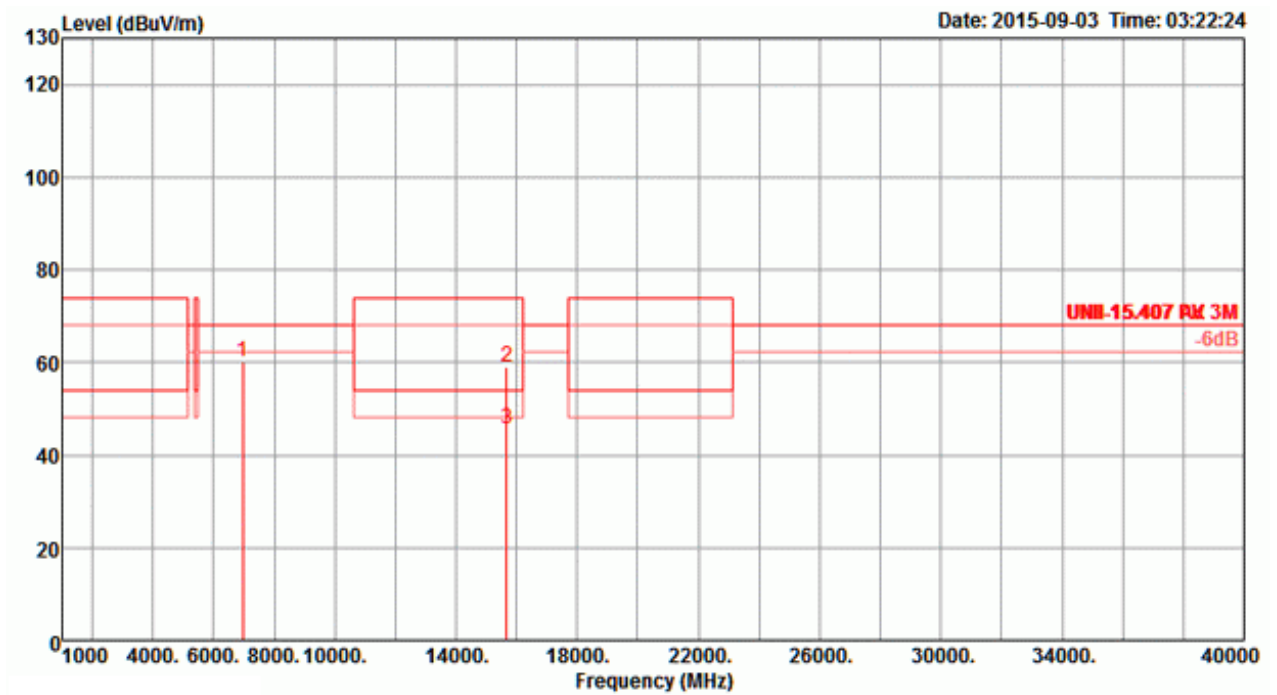


	Freq	Level	Limit	Over	Read	CableAntenna	Preamp	T/Pos	A/Pos	Remark	Pol/Phase
	MHz	dBuV/m	dBuV/m	dB	dBuV	dB	dB/m	deg	cm		
1	6919.93	54.82	68.20	-13.38	47.92	4.98	36.61	34.69	320	167 Peak	VERTICAL
2	15570.00	45.31	54.00	-8.69	34.16	7.57	38.22	34.64	304	167 Average	VERTICAL
3	15592.70	58.40	74.00	-15.60	47.24	7.57	38.26	34.67	304	167 Peak	VERTICAL



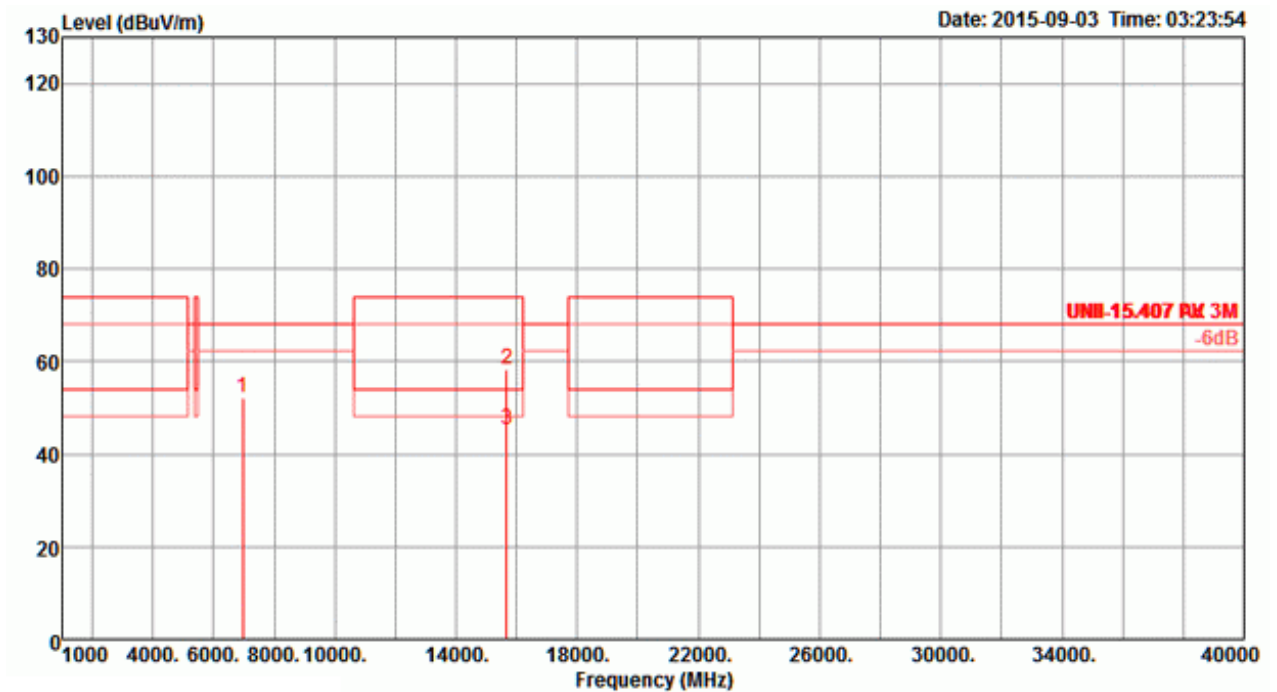
Temperature	26°C	Humidity	57%
Test Engineer	Roki Liu	Configurations	IEEE 802.11ac MCS0/Nss4 VHT40 CH 46 / Chain 5 + Chain 6 + Chain 7 + Chain 8

**Horizontal**



	Freq	Level	Limit	Over	Read	CableAntenna	Preamp	T/Pos	A/Pos	Remark	Pol/Phase
	MHz	dBuV/m	dBuV/m	dB	dBuV	dB	dB/m	deg	cm		
1	6973.28	60.25	68.20	-7.95	53.23	5.00	36.72	34.70	57	157 Peak	HORIZONTAL
2	15680.20	58.89	74.00	-15.11	47.59	7.61	38.44	34.75	108	172 Peak	HORIZONTAL
3	15686.60	45.62	54.00	-8.38	34.32	7.61	38.44	34.75	108	172 Average	HORIZONTAL

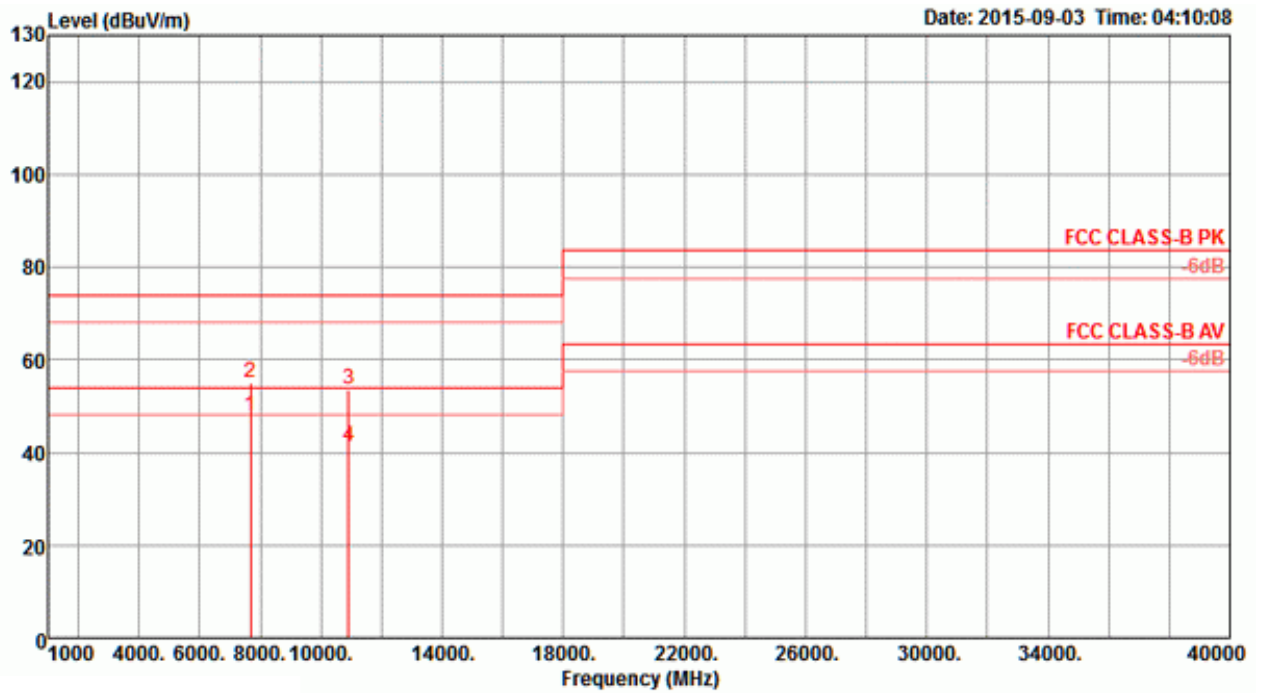
**Vertical**



	Freq	Level	Limit	Over	Read	Cable	Antenna	Preamp	T/Pos	A/Pos	Remark	Pol/Phase
	MHz	dBuV/m	dBuV/m	dB	dBuV	dB	dB/m	dB	deg	cm		
1	6973.49	52.26	68.20	-15.94	45.24	5.00	36.72	34.70	82	162	Peak	VERTICAL
2	15667.20	58.46	74.00	-15.54	47.18	7.60	38.41	34.73	82	154	Peak	VERTICAL
3	15667.30	45.41	54.00	-8.59	34.13	7.60	38.41	34.73	82	154	Average	VERTICAL

Temperature	26°C	Humidity	57%
Test Engineer	Roki Liu	Configurations	IEEE 802.11ac MCS0/Nss4 VHT40 CH 151 / Chain 5 + Chain 6 + Chain 7 + Chain 8

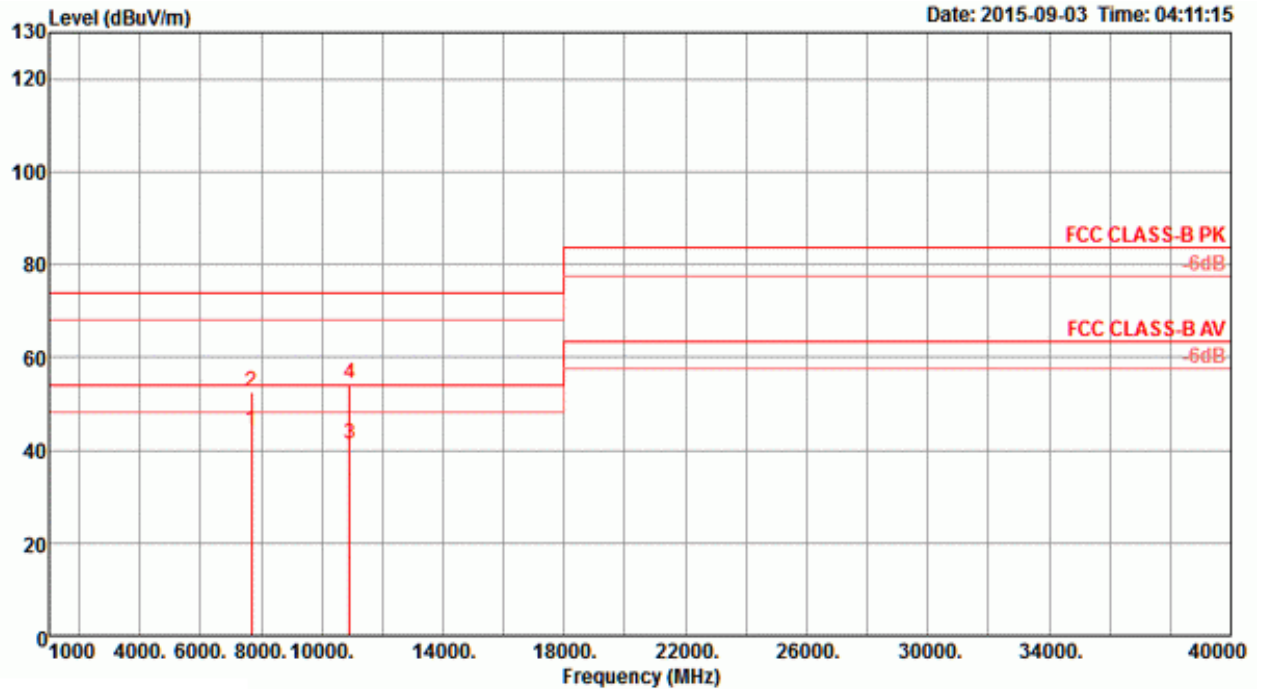
**Horizontal**



	Freq	Level	Limit	Over	Read	Cable	Antenna	Preamp	T/Pos	A/Pos	Remark	Pol/Phase
	MHz	dBuV/m	dBuV/m	dB	dBuV	dB	dB/m	dB	deg	cm		
1	7673.31	47.89	54.00	-6.11	40.09	5.23	37.43	34.86	338	148	Average	HORIZONTAL
2	7673.83	54.92	74.00	-19.08	47.12	5.23	37.43	34.86	338	148	Peak	HORIZONTAL
3	10911.00	53.61	74.00	-20.39	43.24	6.36	38.72	34.71	347	158	Peak	HORIZONTAL
4	10923.30	41.22	54.00	-12.78	30.85	6.37	38.71	34.71	347	158	Average	HORIZONTAL



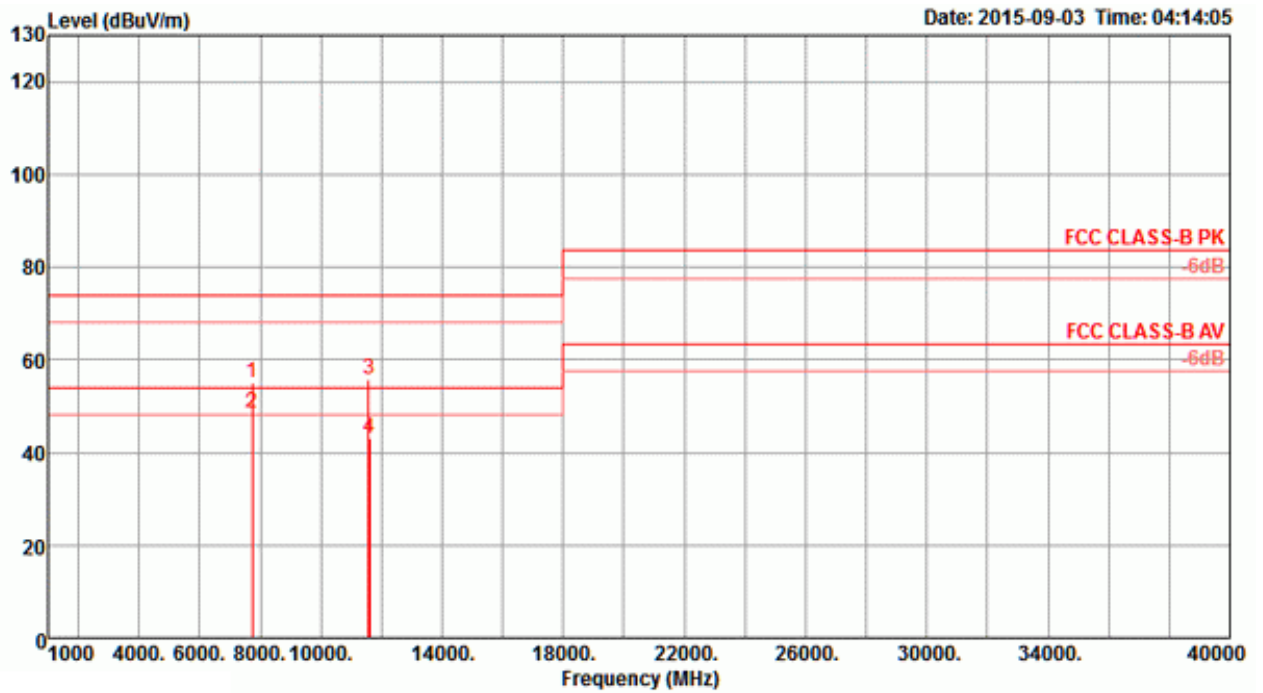
**Vertical**



	Freq	Level	Limit	Over	Read	CableAntenna	Preamp	T/Pos	A/Pos	Remark	Pol/Phase
	MHz	dBuV/m	dBuV/m	dB	dBuV	dB	dB/m	dB	deg	cm	
1	7673.48	44.09	54.00	-9.91	36.29	5.23	37.43	34.86	341	169 Average	VERTICAL
2	7673.71	52.57	74.00	-21.43	44.77	5.23	37.43	34.86	341	169 Peak	VERTICAL
3	10910.70	41.40	54.00	-12.60	31.03	6.36	38.72	34.71	314	147 Average	VERTICAL
4	10913.70	54.38	74.00	-19.62	44.01	6.36	38.72	34.71	314	147 Peak	VERTICAL

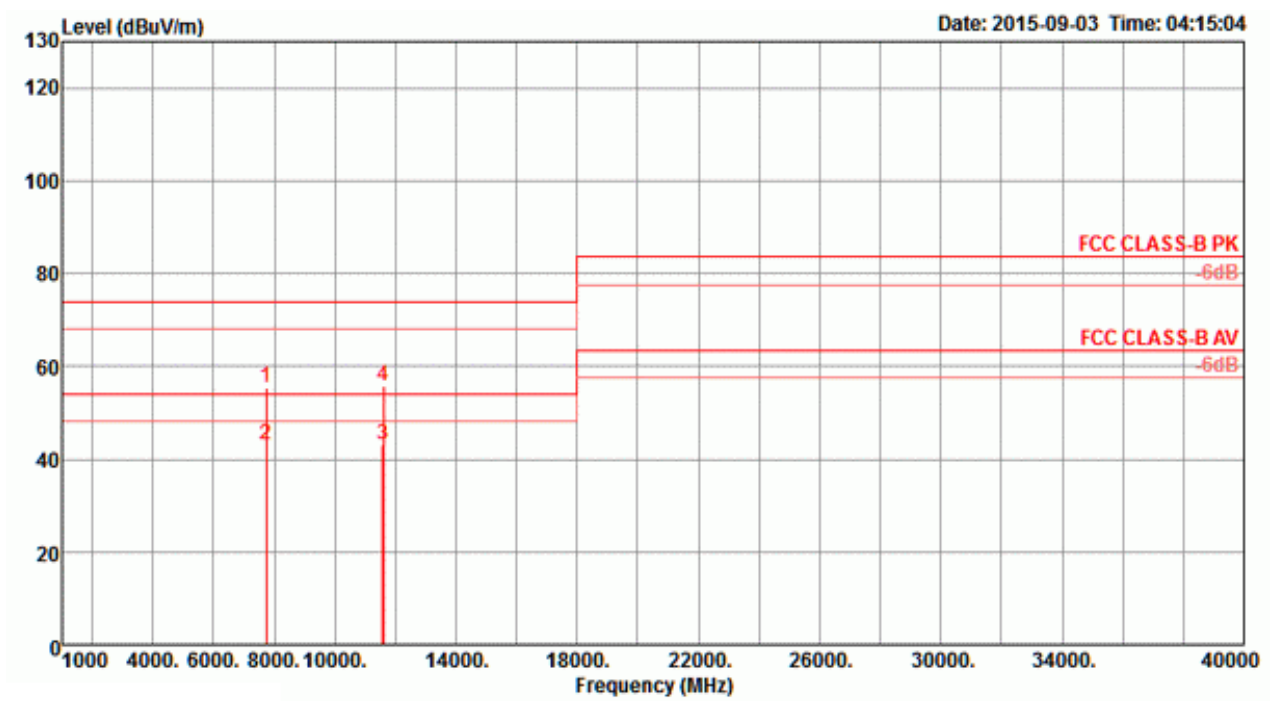
<b>Temperature</b>	26°C	<b>Humidity</b>	57%
<b>Test Engineer</b>	Roki Liu	<b>Configurations</b>	IEEE 802.11ac MCS0/Nss4 VHT40 CH 159 / Chain 5 + Chain 6 + Chain 7 + Chain 8

**Horizontal**



	Freq	Level	Limit	Over	Read	Cable	Antenna	Preamp	T/Pos	A/Pos	Remark	Pol/Phase
	MHz	dBuV/m	dBuV/m	dB	dBuV	dB	dB/m	dB	deg	cm		
1	7726.69	55.07	74.00	-18.93	47.28	5.26	37.41	34.88	291	146	Peak	HORIZONTAL
2	7726.74	48.67	54.00	-5.33	40.88	5.26	37.41	34.88	291	146	Average	HORIZONTAL
3	11577.80	55.63	74.00	-18.37	45.02	6.55	38.71	34.65	264	160	Peak	HORIZONTAL
4	11594.90	43.01	54.00	-10.99	32.39	6.55	38.72	34.65	264	160	Average	HORIZONTAL

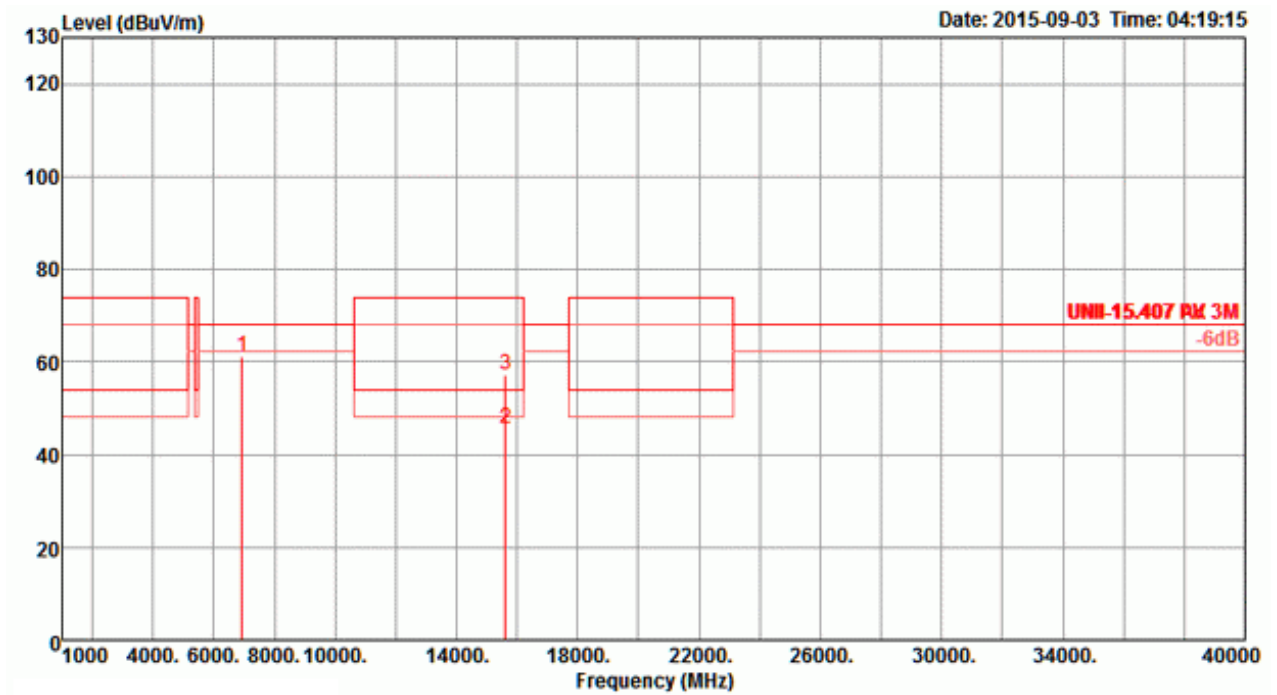
**Vertical**



	Freq	Level	Limit	Over	Read	CableAntenna	Preamp	T/Pos	A/Pos	Remark	Pol/Phase
	MHz	dBuV/m	dBuV/m	dB	dBuV	dB	dB/m	dB	deg	cm	
1	7724.43	55.52	74.00	-18.48	47.73	5.26	37.41	34.88	128	166 Peak	VERTICAL
2	7726.68	43.09	54.00	-10.91	35.30	5.26	37.41	34.88	128	166 Average	VERTICAL
3	11592.50	43.15	54.00	-10.85	32.53	6.55	38.72	34.65	230	150 Average	VERTICAL
4	11597.00	55.78	74.00	-18.22	45.17	6.55	38.72	34.66	230	150 Peak	VERTICAL

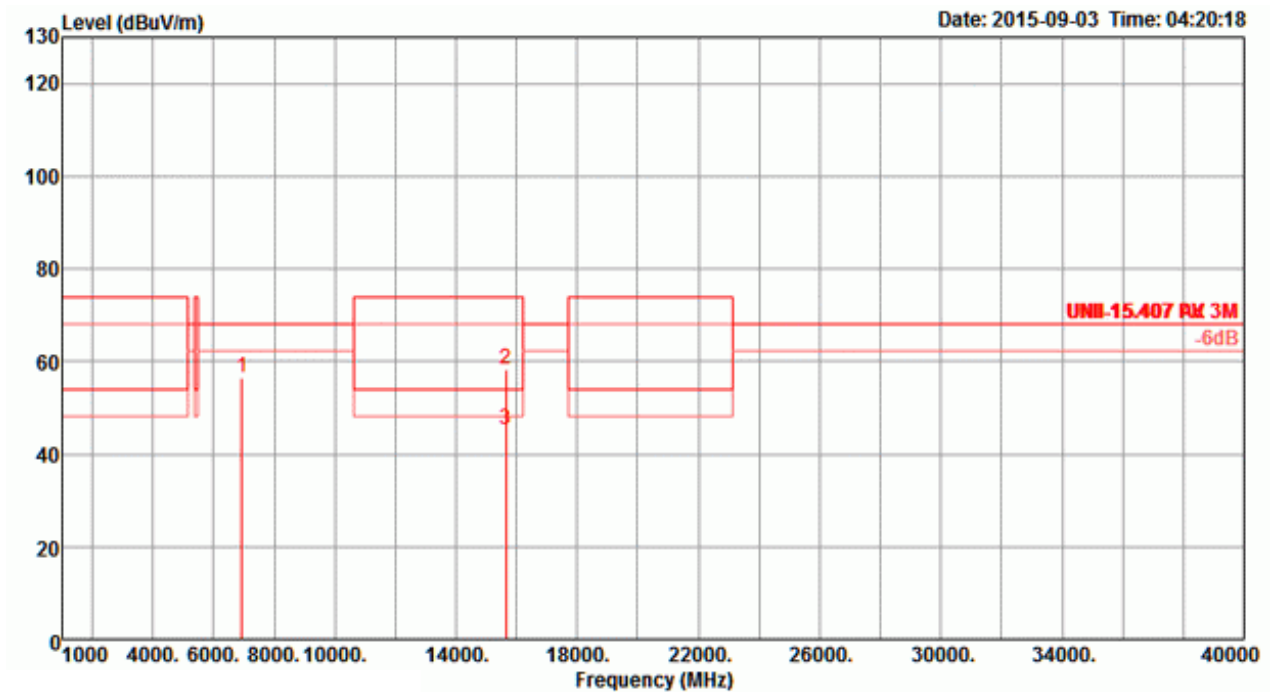
Temperature	26°C	Humidity	57%
Test Engineer	Roki Liu	Configurations	IEEE 802.11ac MCS0/Nss4 VHT80 CH 42 / Chain 5 + Chain 6 + Chain 7 + Chain 8

**Horizontal**



	Freq	Level	Limit	Over	Read	CableAntenna	Preamp	T/Pos	A/Pos	Remark	Pol/Phase
	MHz	dBuV/m	dBuV/m	dB	dBuV	dB	dB/m	dB	deg	cm	
1	6946.61	61.18	68.20	-7.02	54.19	4.99	36.69	34.69	306	189 Peak	HORIZONTAL
2	15606.90	45.47	54.00	-8.53	34.29	7.58	38.29	34.69	243	171 Average	HORIZONTAL
3	15615.80	57.18	74.00	-16.82	45.96	7.59	38.32	34.69	243	171 Peak	HORIZONTAL

**Vertical**

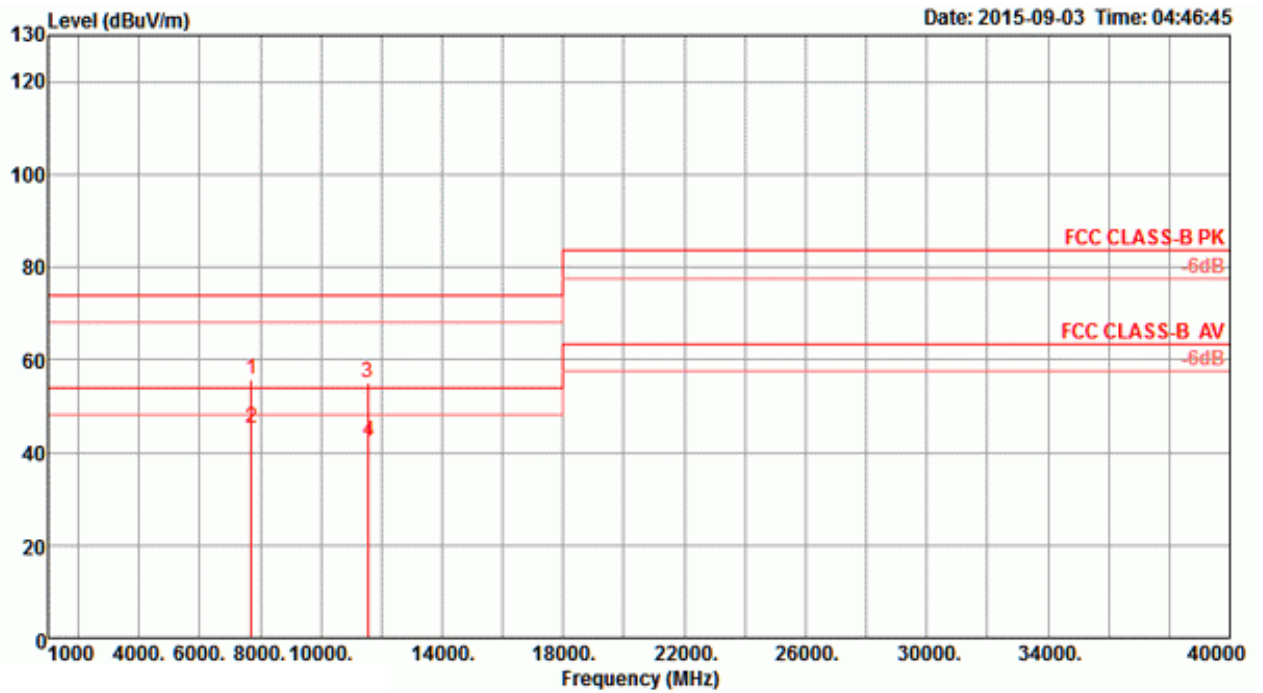


	Freq	Level	Limit	Over	Read	CableAntenna	Preamp	T/Pos	A/Pos	Remark	Pol/Phase
	MHz	dBuV/m	dBuV/m	dB	dBuV	dB	dB/m	deg	cm		
1	6946.54	56.45	68.20	-11.75	49.46	4.99	36.69	34.69	321	173 Peak	VERTICAL
2	15632.40	58.27	74.00	-15.73	47.04	7.59	38.35	34.71	298	169 Peak	VERTICAL
3	15643.00	45.37	54.00	-8.63	34.14	7.59	38.35	34.71	298	169 Average	VERTICAL



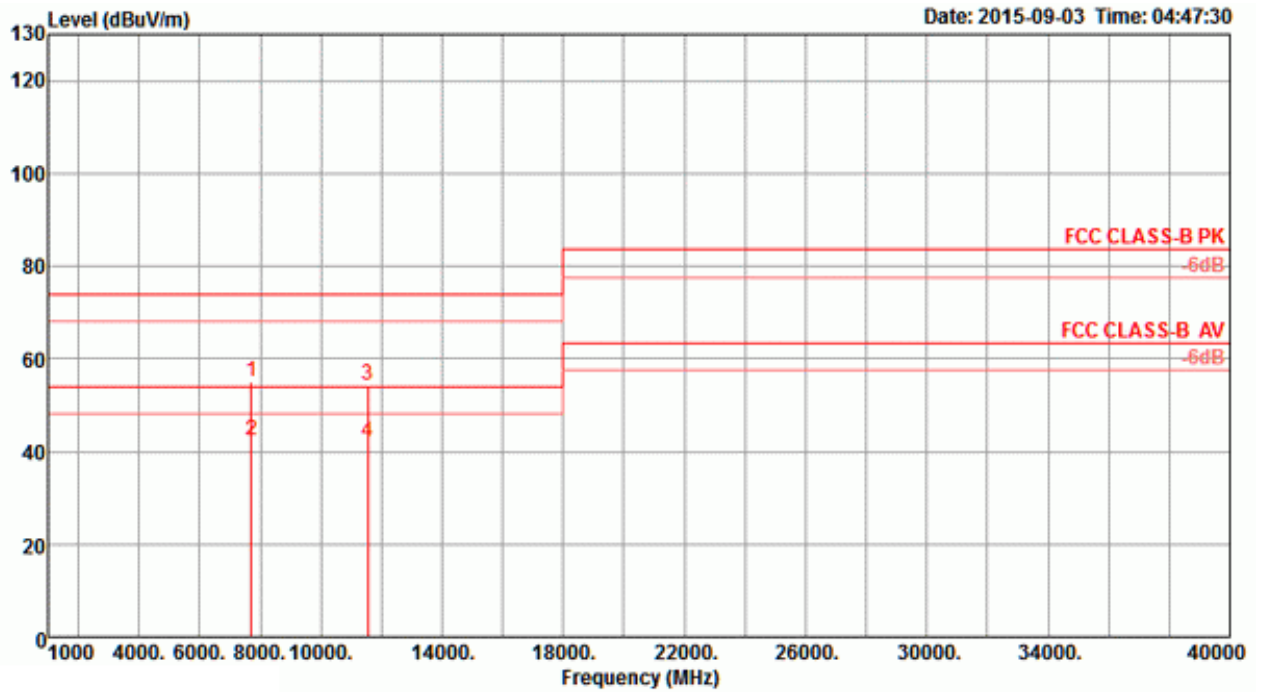
<b>Temperature</b>	26°C	<b>Humidity</b>	57%
<b>Test Engineer</b>	Roki Liu	<b>Configurations</b>	IEEE 802.11ac MCS0/Nss4 VHT80 CH 155 / Chain 5 + Chain 6 + Chain 7 + Chain 8

**Horizontal**



	Freq	Level	Limit	Over	Read	Cable	Antenna	Preamp	T/Pos	A/Pos	Remark	Pol/Phase
	MHz	dBuV/m	dBuV/m	dB	dBuV	dB	dB/m	dB	deg	cm		
1	7698.07	55.91	74.00	-18.09	48.12	5.24	37.42	34.87	176	169	Peak	HORIZONTAL
2	7699.26	45.32	54.00	-8.68	37.53	5.24	37.42	34.87	176	169	Average	HORIZONTAL
3	11560.90	55.13	74.00	-18.87	44.51	6.55	38.71	34.64	319	141	Peak	HORIZONTAL
4	11571.60	42.51	54.00	-11.49	31.90	6.55	38.71	34.65	319	141	Average	HORIZONTAL

**Vertical**

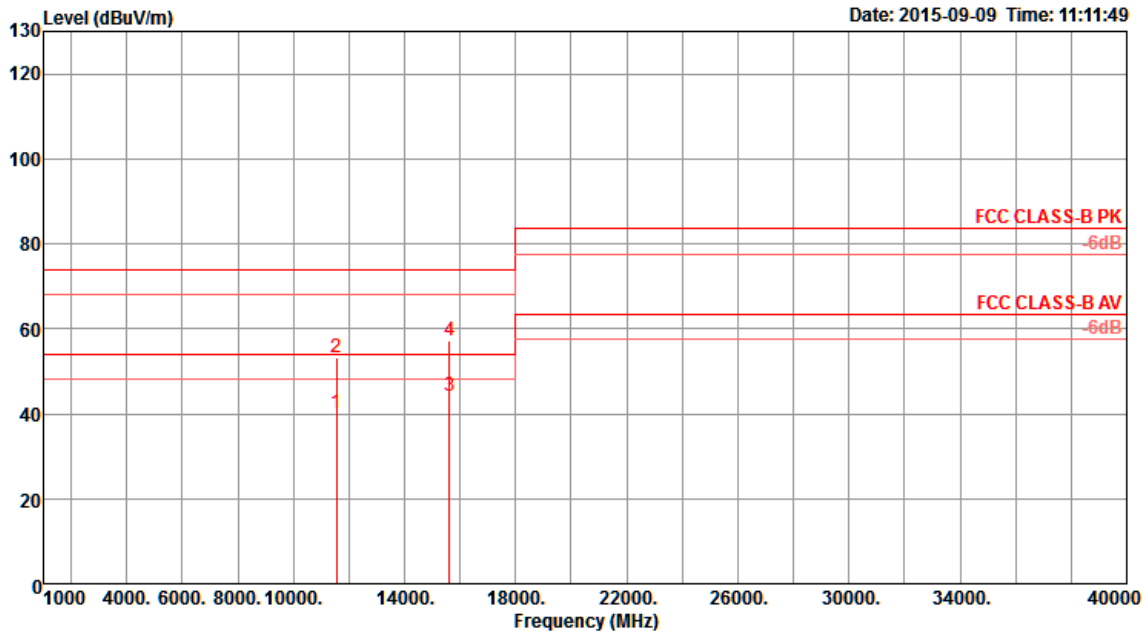


	Freq	Level	Limit	Over	Read	CableAntenna	Preamp	T/Pos	A/Pos	Remark	Pol/Phase
	MHz	dBuV/m	dBuV/m	dB	dBuV	dB	dB/m	dB	deg	cm	
1	7699.06	54.91	74.00	-19.09	47.12	5.24	37.42	34.87	208	140 Peak	VERTICAL
2	7699.53	42.42	54.00	-11.58	34.63	5.24	37.42	34.87	208	140 Average	VERTICAL
3	11549.60	54.49	74.00	-19.51	43.87	6.55	38.71	34.64	265	168 Peak	VERTICAL
4	11564.10	42.15	54.00	-11.85	31.53	6.55	38.71	34.64	265	168 Average	VERTICAL



<b>Temperature</b>	26°C	<b>Humidity</b>	57%
<b>Test Engineer</b>	Roki Liu	<b>Configurations</b>	IEEE 802.11ac MCS0/Nss1 VHT80+80 Type 1 / CH 42+155 / Chain 5 + Chain 6 + Chain 7 + Chain 8

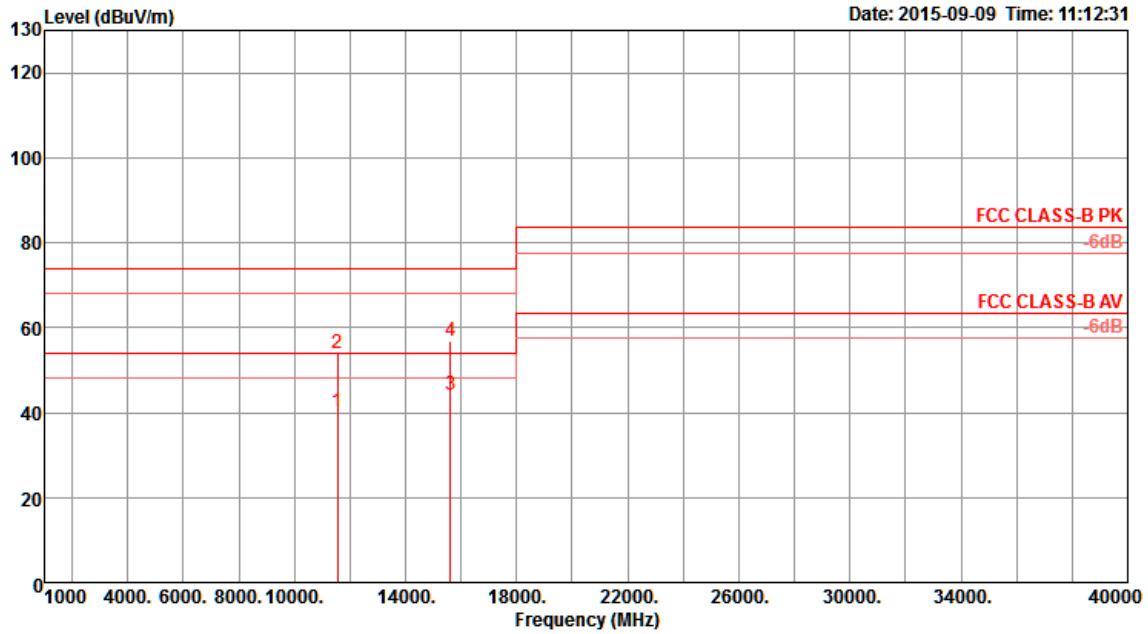
**Horizontal**



	Freq	Level	Limit	Over	Read	Cable	Antenna	Preamp	T/Pos	A/Pos	Remark	Pol/Phase
	MHz	dBuV/m	dBuV/m	dB	dBuV	dB	dB/m	dB	deg	cm		
1	11548.50	40.22	54.00	-13.78	29.61	6.54	38.71	34.64	206	151	Average	HORIZONTAL
2	11552.15	53.41	74.00	-20.59	42.79	6.55	38.71	34.64	206	151	Peak	HORIZONTAL
3	15627.74	44.04	54.00	-9.96	32.84	7.59	38.32	34.71	234	149	Average	HORIZONTAL
4	15628.30	57.04	74.00	-16.96	45.84	7.59	38.32	34.71	234	149	Peak	HORIZONTAL



**Vertical**

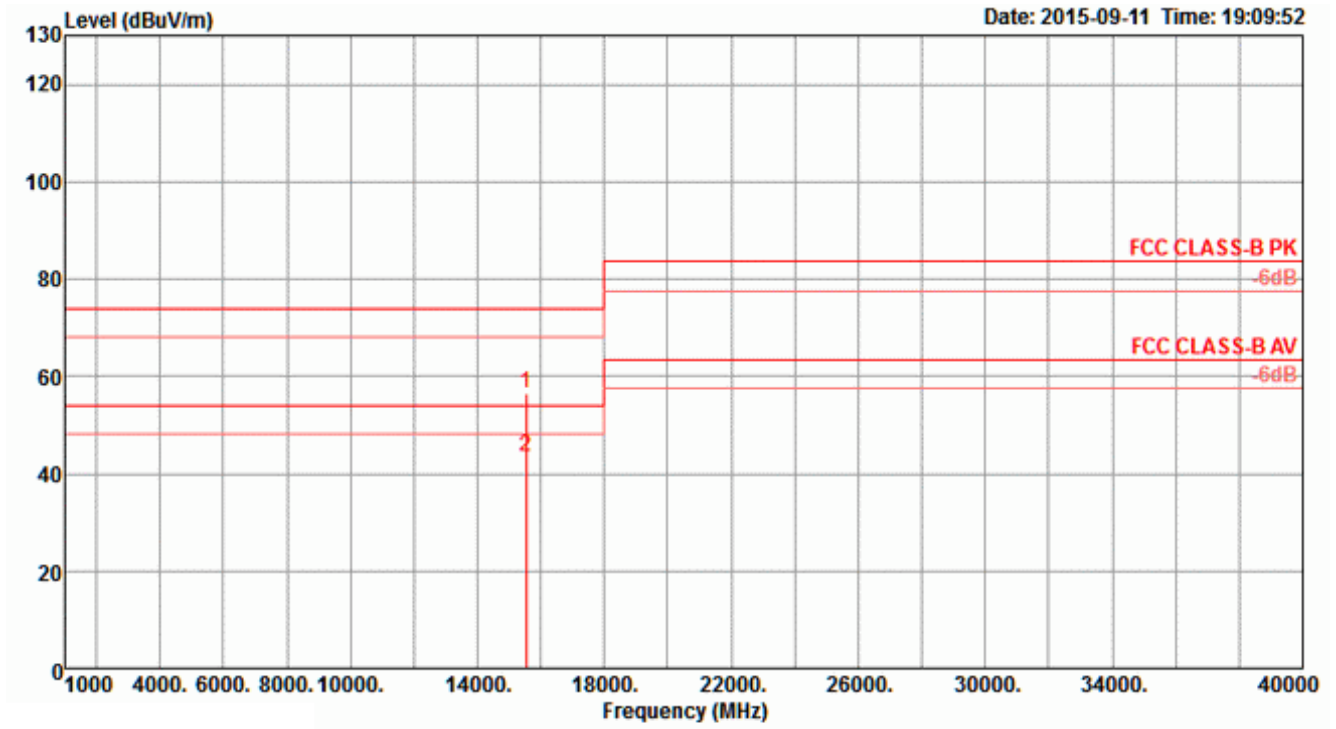


	Freq	Level	Limit	Over	Read	CableAntenna	Preamp	T/Pos	A/Pos	Remark	Pol/Phase
	MHz	dBuV/m	dBuV/m	dB	dBuV	dB	dB/m	dB	deg	cm	
1	11548.74	40.20	54.00	-13.80	29.58	6.55	38.71	34.64	71	183 Average	VERTICAL
2	11549.26	54.11	74.00	-19.89	43.49	6.55	38.71	34.64	71	183 Peak	VERTICAL
3	15629.52	44.01	54.00	-9.99	32.78	7.59	38.35	34.71	161	131 Average	VERTICAL
4	15631.48	56.89	74.00	-17.11	45.66	7.59	38.35	34.71	161	131 Peak	VERTICAL

<For Radio 2 Beamforming Mode>

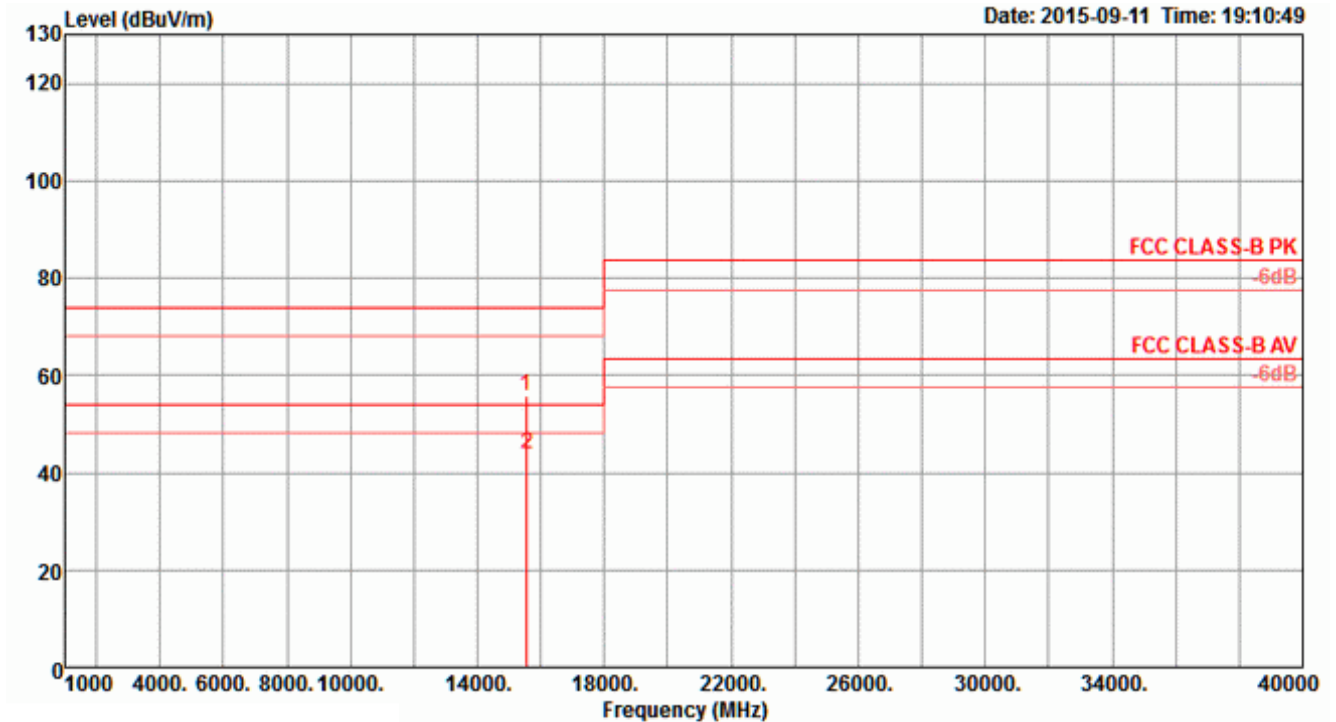
Temperature	26°C	Humidity	57%
Test Engineer	Roki Liu	Configurations	IEEE 802.11ac MCS0/Nss1 VHT20 CH 36 / Chain 5 + Chain 6 + Chain 7 + Chain 8

Horizontal



	Freq	Level	Limit	Over	Read	CableAntenna	Preamp	T/Pos	A/Pos	Remark	Pol/Phase
	MHz	dBuV/m	dBuV/m	dB	dBuV	dB	dB/m	deg	cm		
1	15542.70	56.55	74.00	-17.45	45.45	7.56	38.16	34.62	210	150 Peak	HORIZONTAL
2	15547.80	43.59	54.00	-10.41	32.48	7.56	38.19	34.64	210	150 Average	HORIZONTAL

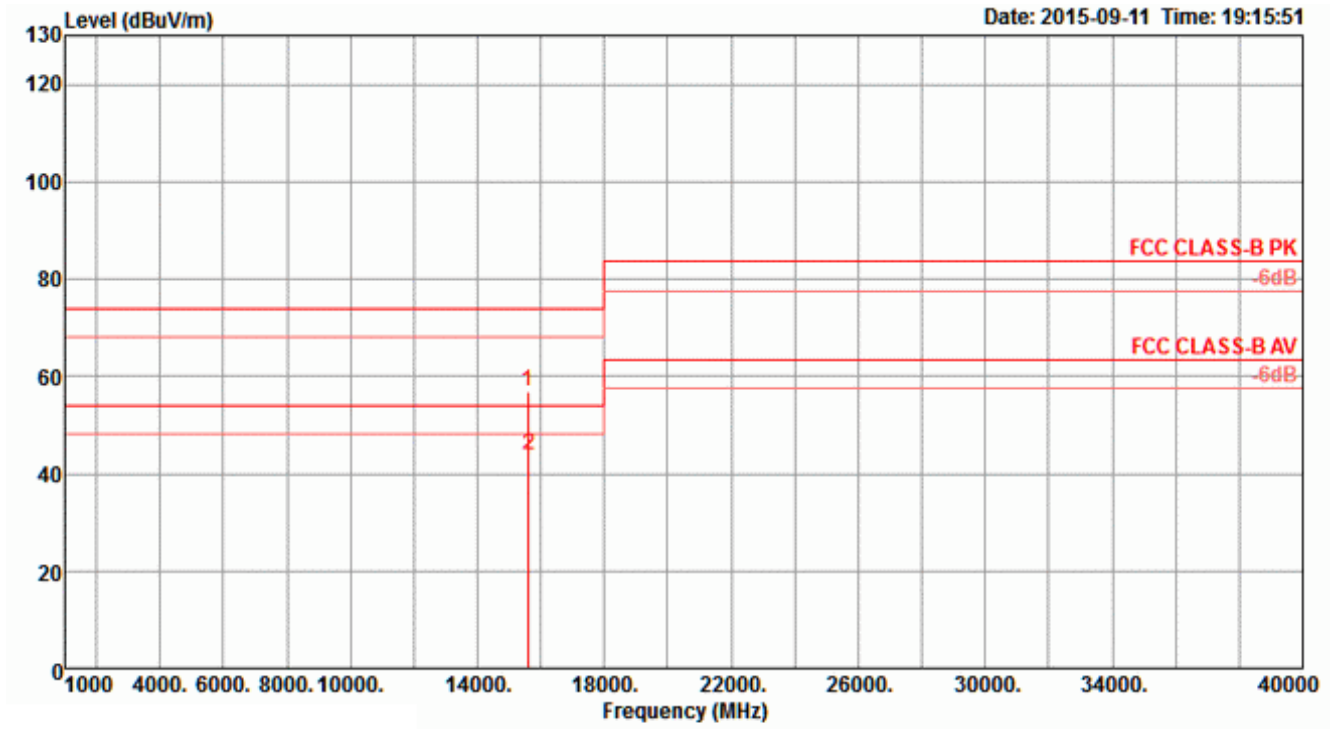
Vertical



	Freq	Level	Limit	Over	Read	Cable	Antenna	Preamp	T/Pos	A/Pos	Remark	Pol/Phase
	MHz	dBuV/m	dBuV/m	dB	dBuV	Loss	Factor	Factor	deg	cm		
1	15526.60	55.76	74.00	-18.24	44.66	7.56	38.16	34.62	136	150	Peak	VERTICAL
2	15557.70	43.84	54.00	-10.16	32.73	7.56	38.19	34.64	136	150	Average	VERTICAL

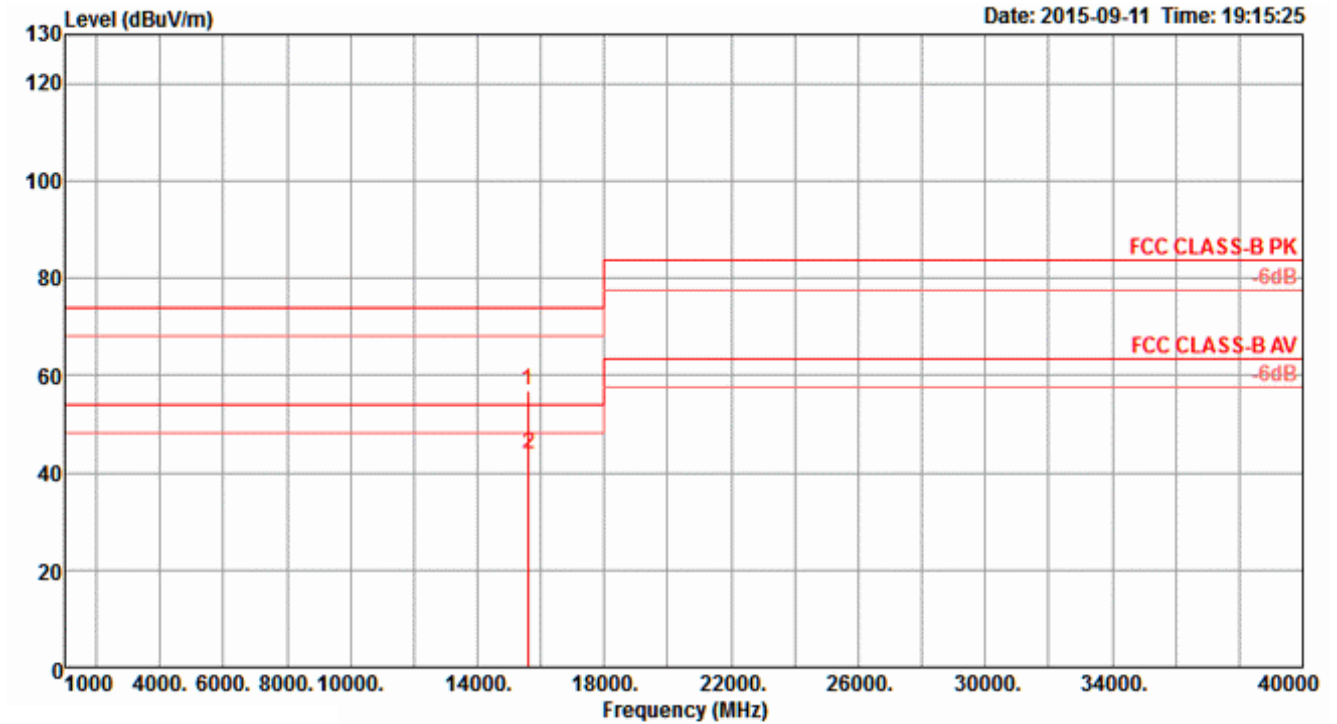
Temperature	26°C	Humidity	57%
Test Engineer	Roki Liu	Configurations	IEEE 802.11ac MCS0/Nss1 VHT20 CH 40 / Chain 5 + Chain 6 + Chain 7 + Chain 8

**Horizontal**



	Freq	Level	Limit	Over	Read	CableAntenna	Preamp	T/Pos	A/Pos	Remark	Pol/Phase
	MHz	dBuV/m	dBuV/m	dB	dBuV	dB	dB/m	deg	cm		
1	15599.84	57.03	74.00	-16.97	45.85	7.58	38.29	34.69	251	150 Peak	HORIZONTAL
2	15607.70	43.96	54.00	-10.04	32.78	7.58	38.29	34.69	251	150 Average	HORIZONTAL

Vertical

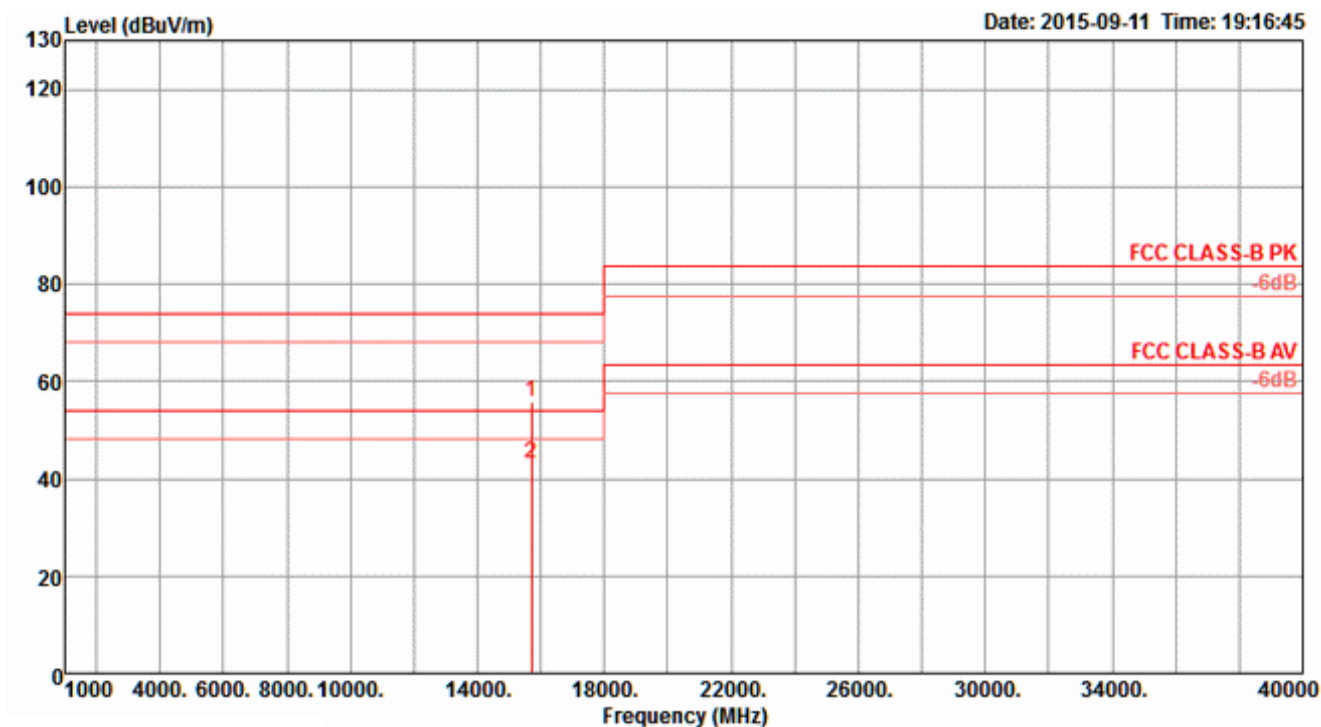


	Freq	Level	Limit	Over	Read	Cable	Antenna	Preamp	T/Pos	A/Pos	Remark	Pol/Phase
	MHz	dBuV/m	dBuV/m	dB	dBuV	Loss	Factor	Factor	deg	cm		
1	15604.20	56.79	74.00	-17.21	45.61	7.58	38.29	34.69	196	150	Peak	VERTICAL
2	15605.10	43.89	54.00	-10.11	32.71	7.58	38.29	34.69	196	150	Average	VERTICAL



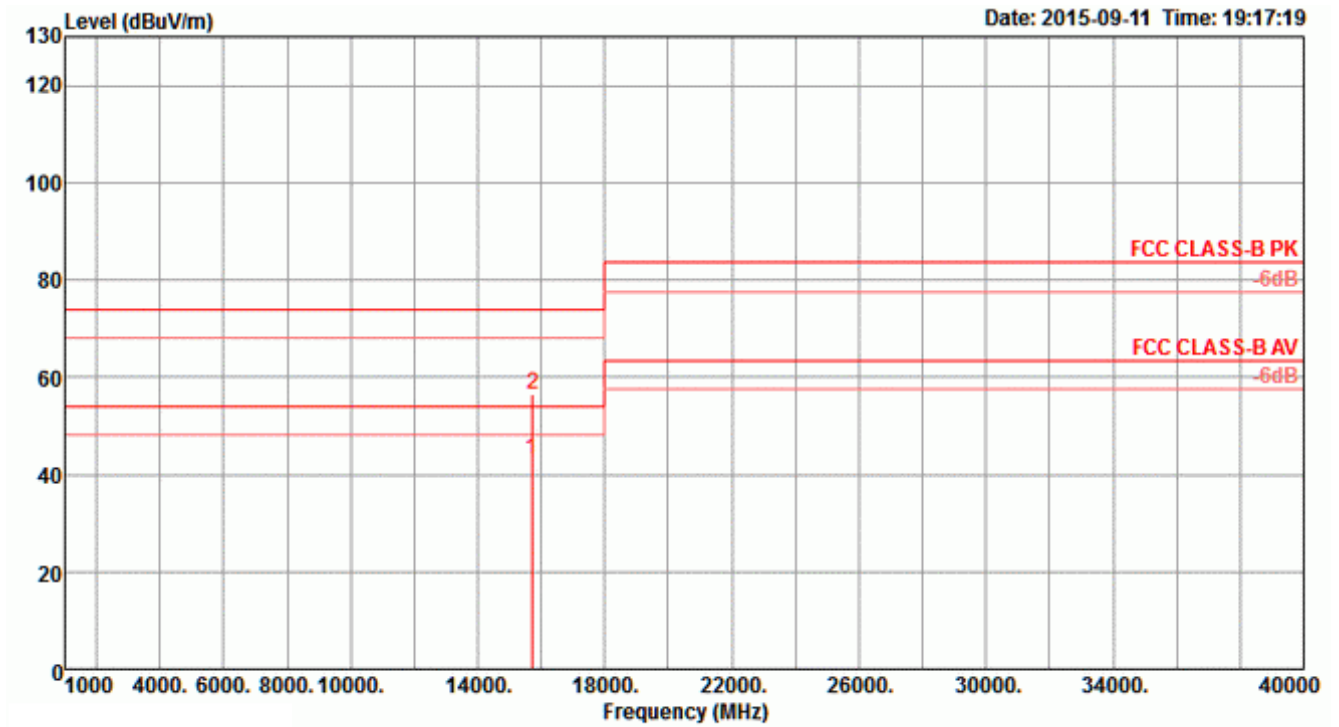
Temperature	26°C	Humidity	57%
Test Engineer	Roki Liu	Configurations	IEEE 802.11ac MCS0/Nss1 VHT20 CH 48 / Chain 5 + Chain 6 + Chain 7 + Chain 8

Horizontal



	Freq	Level	Limit	Over	Read	CableAntenna	Preamp	T/Pos	A/Pos	Remark	Pol/Phase
	MHz	dBuV/m	dBuV/m	dB	dBuV	dB	dB/m	deg	cm		
1	15713.00	55.60	74.00	-18.40	44.29	7.62	38.47	34.78	149	150 Peak	HORIZONTAL
2	15714.40	43.14	54.00	-10.86	31.80	7.62	38.50	34.78	149	150 Average	HORIZONTAL

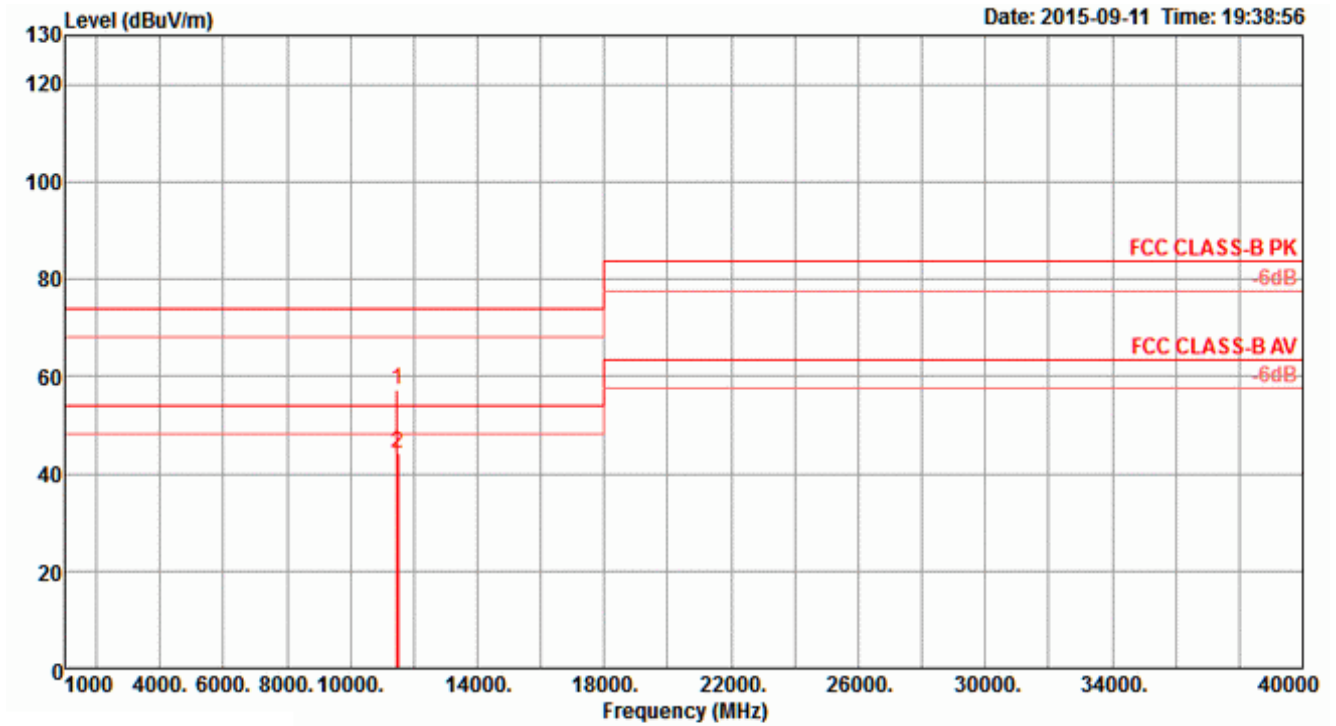
Vertical



	Freq	Level	Limit	Over	Read	CableAntenna	Preamp	T/Pos	A/Pos	Remark	Pol/Phase	
	MHz	dBuV/m	dBuV/m	dB	dBuV	dB	dB/m	dB	deg	cm		
1	15711.72	43.12	54.00	-10.88	31.81	7.62	38.47	34.78	243	150	Average	VERTICAL
2	15726.56	56.35	74.00	-17.65	45.03	7.62	38.50	34.80	243	150	Peak	VERTICAL

Temperature	26°C	Humidity	57%
Test Engineer	Roki Liu	Configurations	IEEE 802.11ac MCS0/Nss1 VHT20 CH 149 / Chain 5 + Chain 6 + Chain 7 + Chain 8

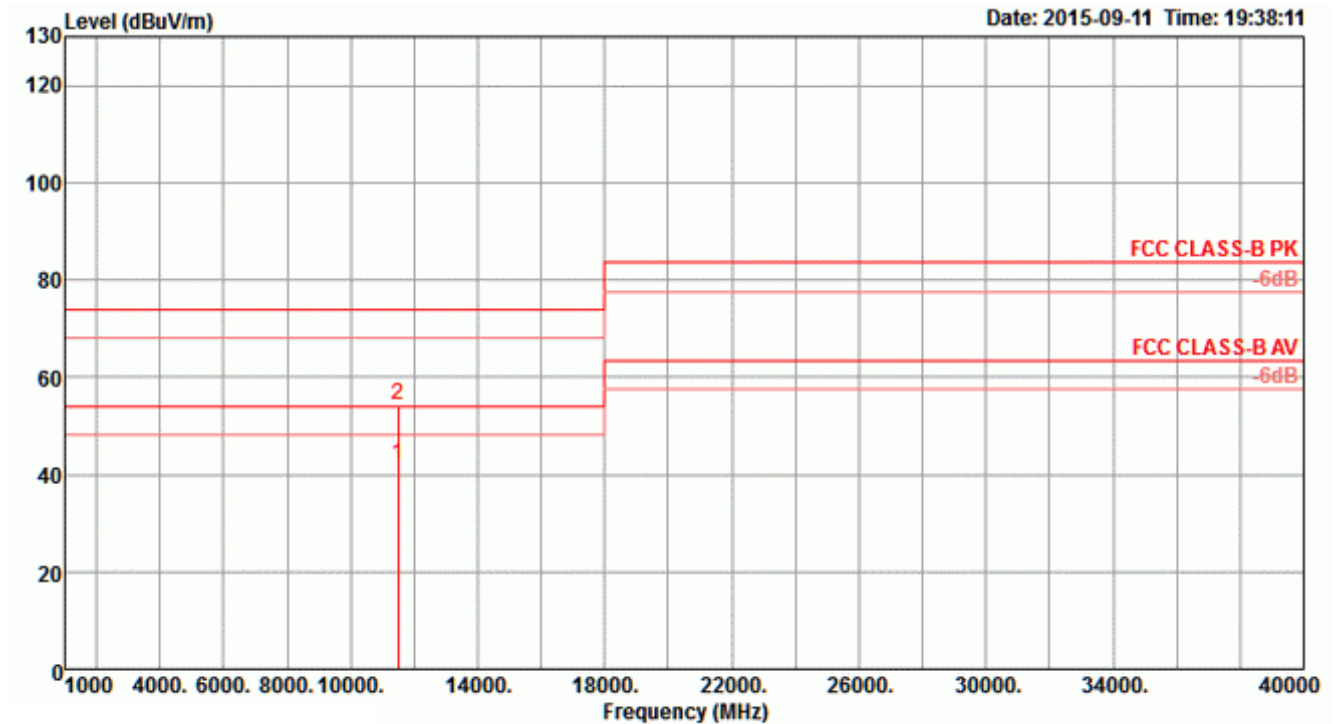
**Horizontal**



	Freq	Level	Limit	Over	Read	Cable	Antenna	Preamp	T/Pos	A/Pos	Remark	Pol/Phase
	MHz	dBuV/m	dBuV/m	dB	dBuV	dB	dB/m	dB	deg	cm		
1	11479.50	57.24	74.00	-16.76	46.63	6.53	38.70	34.62	169	150	Peak	HORIZONTAL
2	11485.50	44.32	54.00	-9.68	33.71	6.53	38.70	34.62	169	150	Average	HORIZONTAL



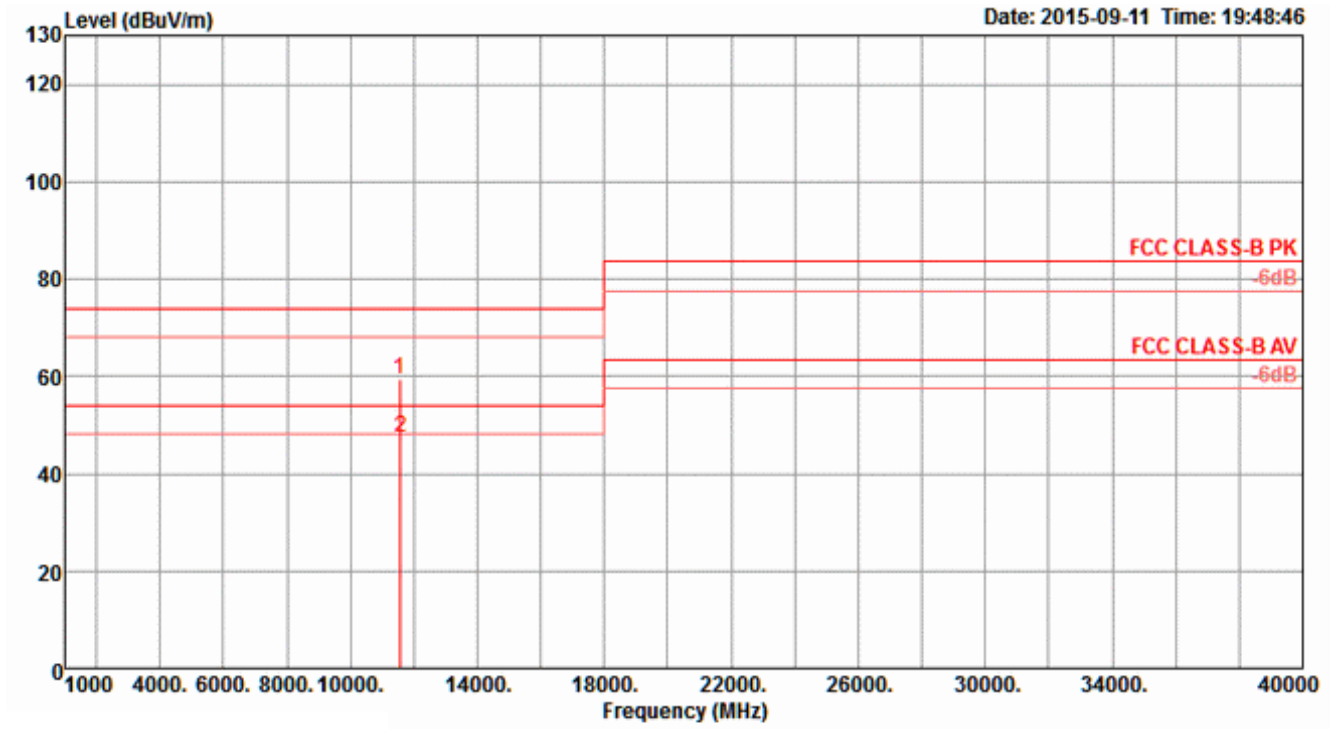
Vertical



	Freq	Level	Limit	Over	Read	CableAntenna	Preamp	T/Pos	A/Pos	Remark	Pol/Phase	
	MHz	dBUV/m	dBUV/m	dB	dBUV	dB	dB/m	dB	deg	cm		
1	11484.20	42.13	54.00	-11.87	31.52	6.53	38.70	34.62	148	150	Average	VERTICAL
2	11499.30	54.17	74.00	-19.83	43.55	6.54	38.70	34.62	148	150	Peak	VERTICAL

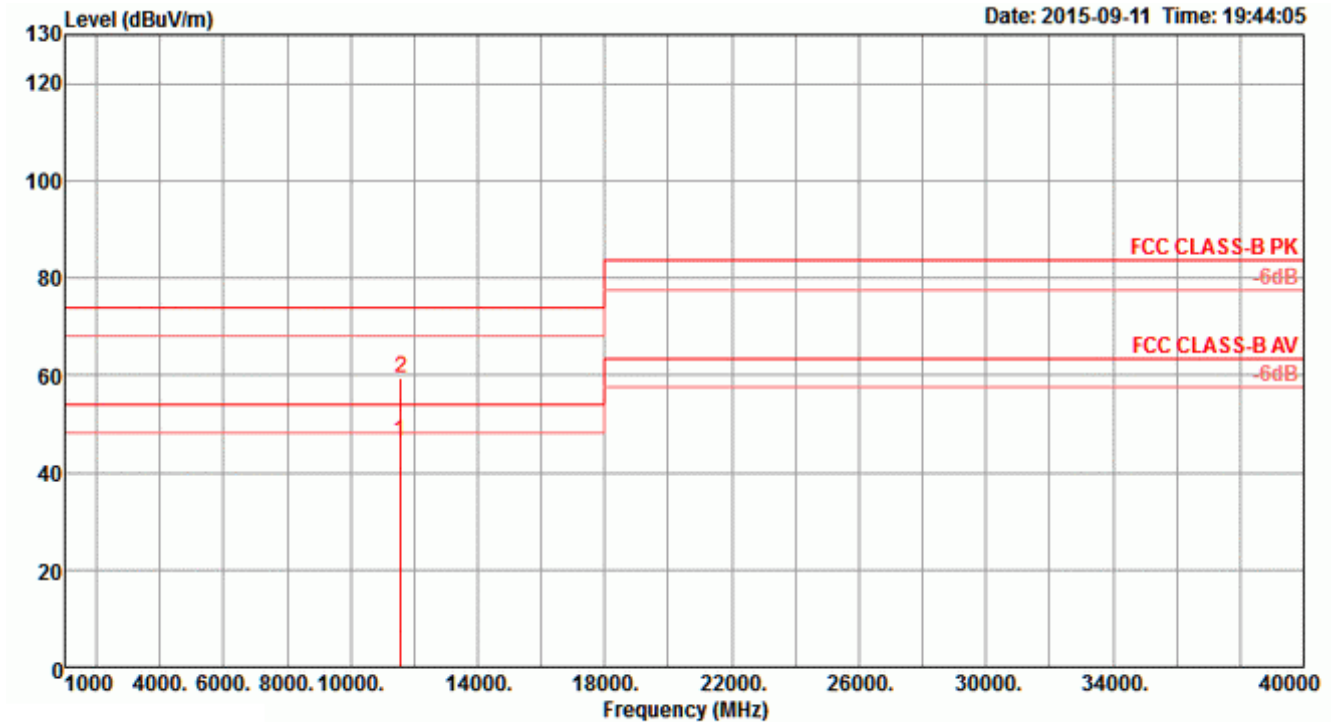
Temperature	26°C	Humidity	57%
Test Engineer	Roki Liu	Configurations	IEEE 802.11ac MCS0/Nss1 VHT20 CH 157 / Chain 5 + Chain 6 + Chain 7 + Chain 8

**Horizontal**



	Freq	Level	Limit	Over	Read	CableAntenna	Preamp	T/Pos	A/Pos	Remark	Pol/Phase
	MHz	dBuV/m	dBuV/m	dB	dBuV	dB	dB/m	deg	cm		
1	11564.60	59.50	74.00	-14.50	48.88	6.55	38.71	34.64	328	153 Peak	HORIZONTAL
2	11566.60	47.32	54.00	-6.68	36.70	6.55	38.71	34.64	328	153 Average	HORIZONTAL

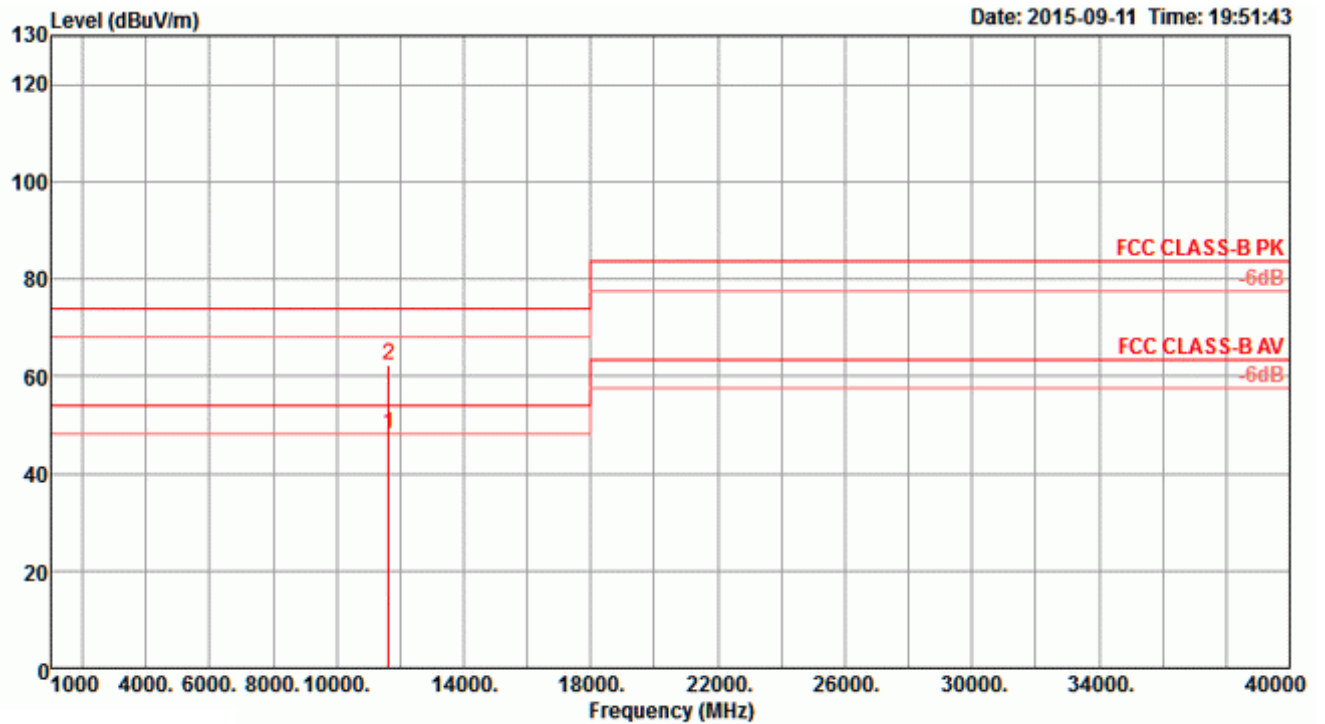
Vertical



	Freq	Level	Limit	Over	Read	CableAntenna	Preamp	T/Pos	A/Pos	Remark	Pol/Phase	
	MHz	dBuV/m	dBuV/m	dB	dBuV	dB	dB/m	dB	deg	cm		
1	11564.20	46.43	54.00	-7.57	35.81	6.55	38.71	34.64	344	150	Average	VERTICAL
2	11566.60	59.42	74.00	-14.58	48.80	6.55	38.71	34.64	344	150	Peak	VERTICAL

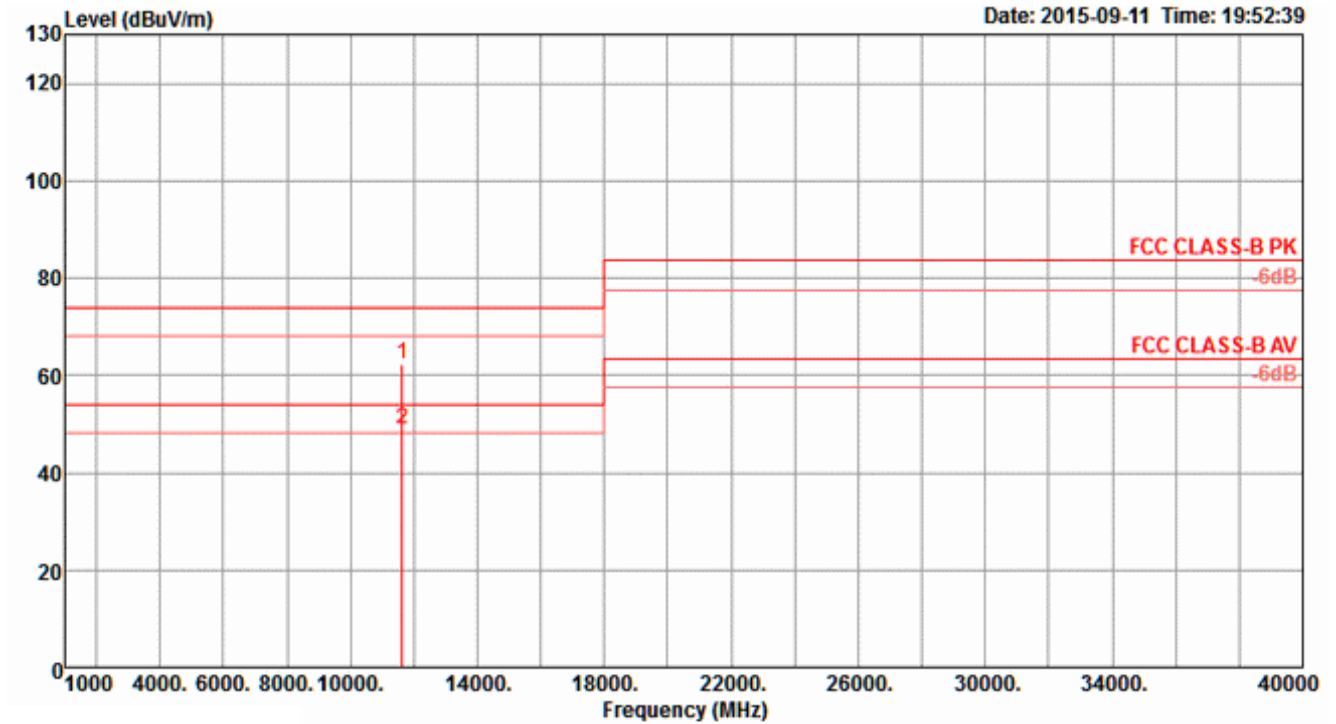
Temperature	26°C	Humidity	57%
Test Engineer	Roki Liu	Configurations	IEEE 802.11ac MCS0/Nss1 VHT20 CH 165 / Chain 5 + Chain 6 + Chain 7 + Chain 8

**Horizontal**



	Freq	Level	Limit	Over	Read	CableAntenna	Preamp	T/Pos	A/Pos	Remark	Pol/Phase
	MHz	dBuV/m	dBuV/m	dB	dBuV	dB	dB/m	deg	cm		
1	11645.80	48.31	54.00	-5.69	37.69	6.56	38.73	34.67	332	153 Average	HORIZONTAL
2	11646.20	62.30	74.00	-11.70	51.68	6.56	38.73	34.67	332	153 Peak	HORIZONTAL

Vertical

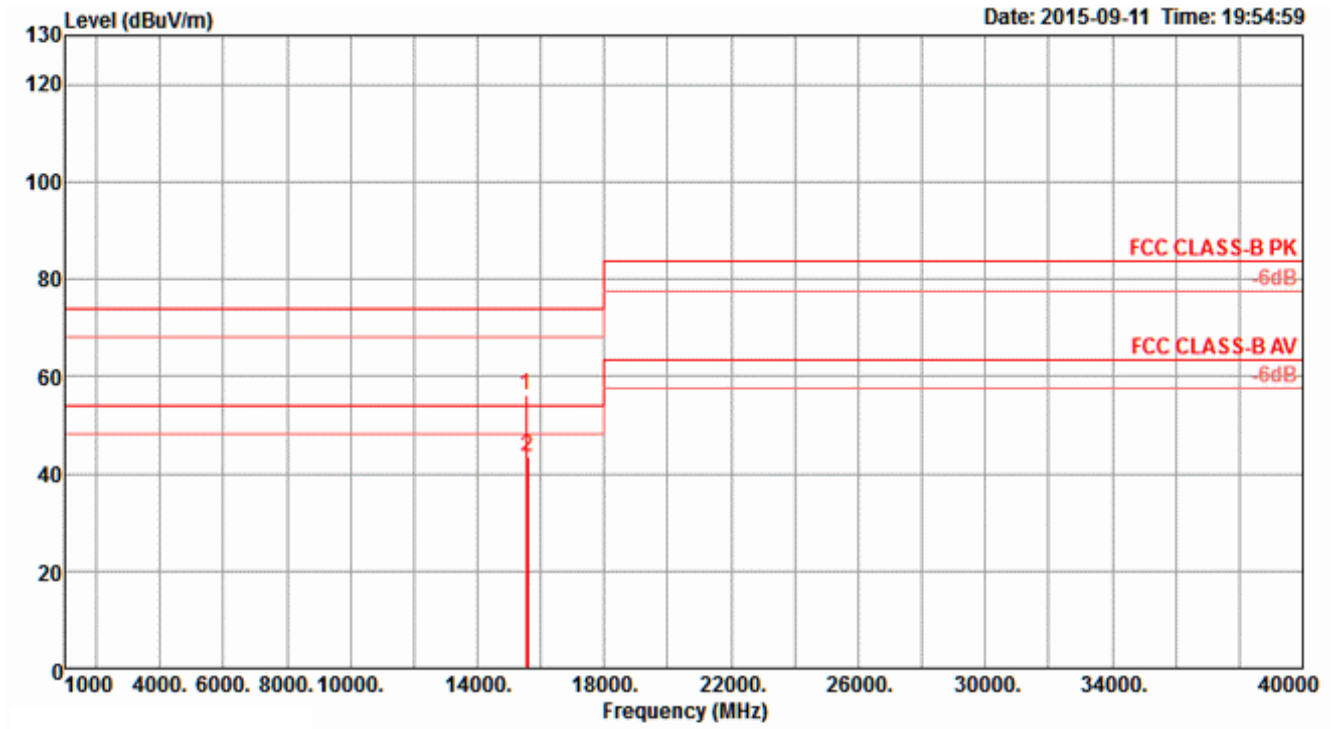


	Freq	Level	Limit	Over	Read	Cable	Antenna	Preamp	T/Pos	A/Pos	Remark	Pol/Phase
	MHz	dBuV/m	dBuV/m	dB	dBuV	dB	dB/m	dB	deg	cm		
1	11645.60	62.31	74.00	-11.69	51.69	6.56	38.73	34.67	347	150	Peak	VERTICAL
2	11646.90	48.99	54.00	-5.01	38.38	6.56	38.73	34.68	347	150	Average	VERTICAL



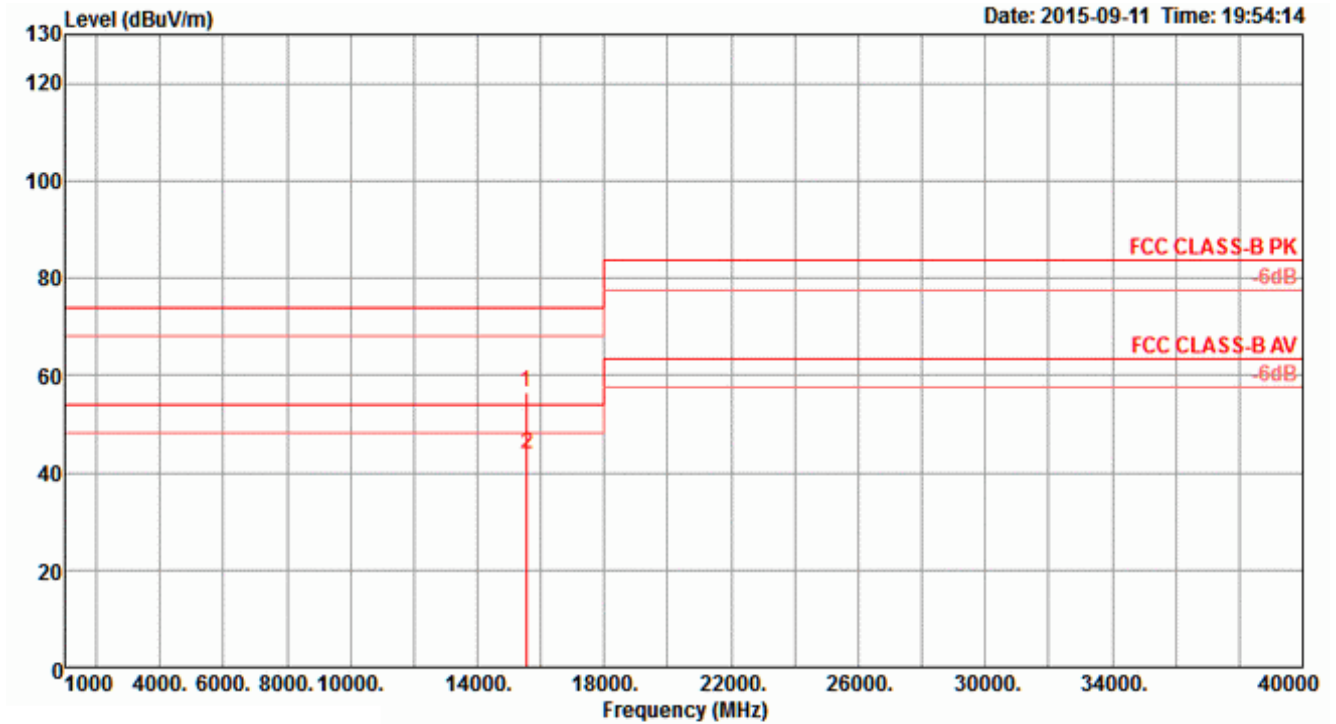
Temperature	26°C	Humidity	57%
Test Engineer	Roki Liu	Configurations	IEEE 802.11ac MCS0/Nss1 VHT40 CH 38 / Chain 5 + Chain 6 + Chain 7 + Chain 8

**Horizontal**



	Freq	Level	Limit	Over	Read	Cable	Antenna	Preamp	T/Pos	A/Pos	Remark	Pol/Phase
	MHz	dBuV/m	dBuV/m	dB	dBuV	Loss	Factor	Factor	deg	cm		
1	15545.10	56.08	74.00	-17.92	44.95	7.56	38.19	34.62	281	150	Peak	HORIZONTAL
2	15584.40	43.59	54.00	-10.41	32.43	7.57	38.26	34.67	281	150	Average	HORIZONTAL

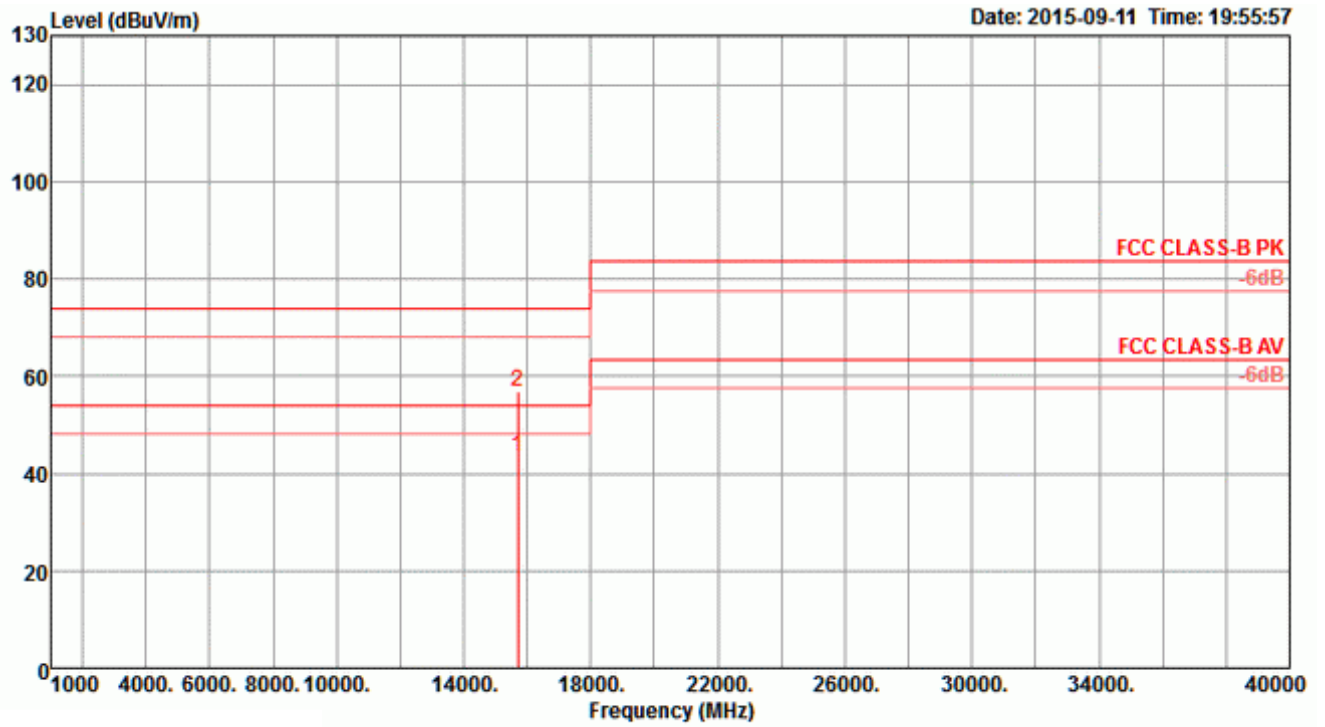
Vertical



	Freq	Level	Limit	Over	Read	Cable	Antenna	Preamp	T/Pos	A/Pos	Remark	Pol/Phase
	MHz	dBuV/m	dBuV/m	dB	dBuV	dB	dB/m	dB	deg	cm		
1	15545.70	56.32	74.00	-17.68	45.19	7.56	38.19	34.62	248	150	Peak	VERTICAL
2	15569.30	43.86	54.00	-10.14	32.71	7.57	38.22	34.64	248	150	Average	VERTICAL

Temperature	26°C	Humidity	57%
Test Engineer	Roki Liu	Configurations	IEEE 802.11ac MCS0/Nss1 VHT40 CH 46 / Chain 5 + Chain 6 + Chain 7 + Chain 8

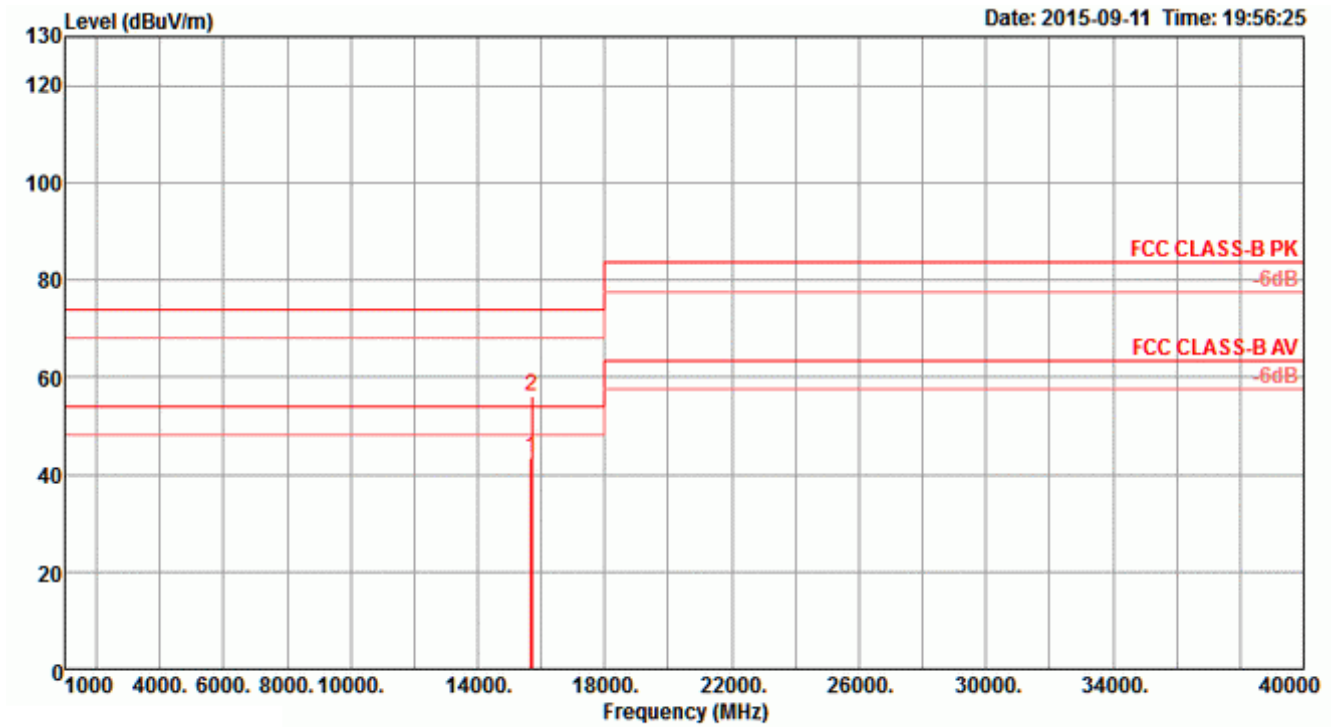
**Horizontal**



	Freq	Level	Limit	Over	Read	CableAntenna	Preamp	T/Pos	A/Pos	Remark	Pol/Phase
	MHz	dBuV/m	dBuV/m	dB	dBuV	dB	dB/m	dB	deg	cm	
1	15688.24	43.42	54.00	-10.58	32.12	7.61	38.44	34.75	189	150 Average	HORIZONTAL
2	15694.32	56.69	74.00	-17.31	45.39	7.61	38.44	34.75	189	150 Peak	HORIZONTAL



Vertical

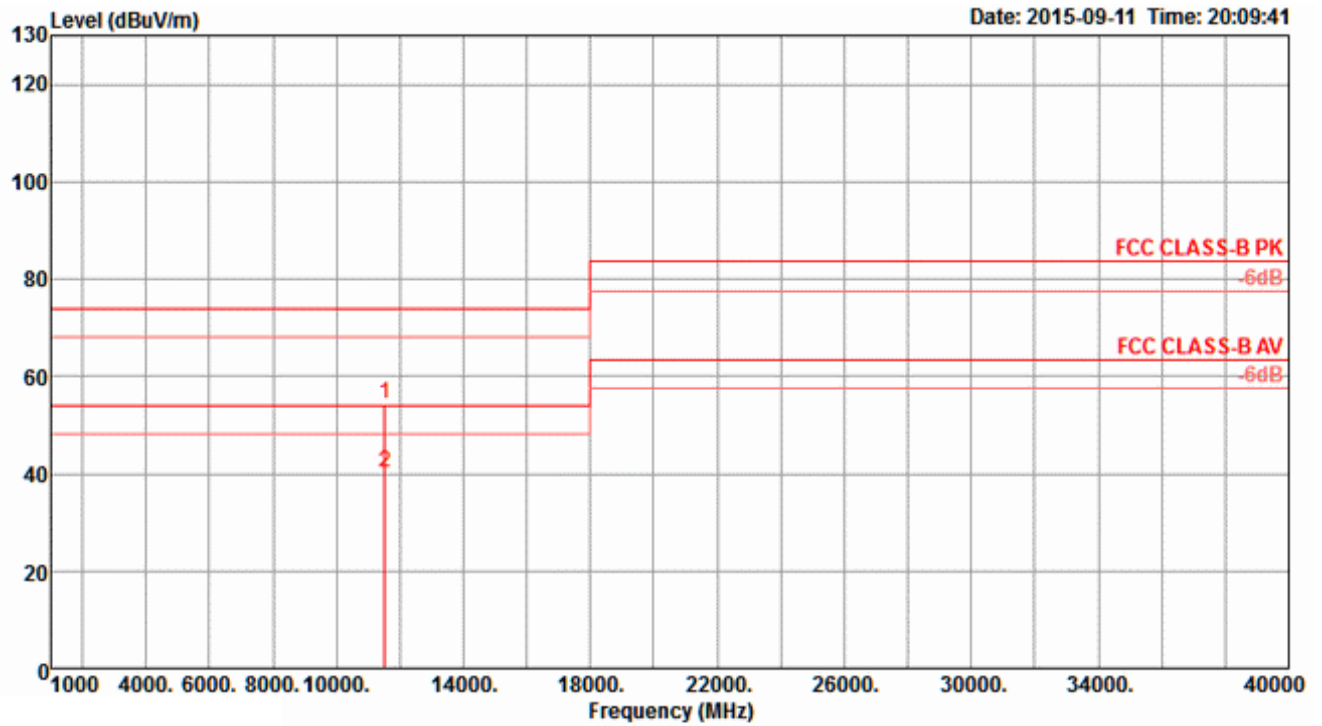


	Freq	Level	Limit	Over	Read	CableAntenna	Preamp	T/Pos	A/Pos	Remark	Pol/Phase	
	MHz	dBuV/m	dBuV/m	dB	dBuV	dB	dB/m	dB	deg	cm		
1	15681.40	43.29	54.00	-10.71	31.99	7.61	38.44	34.75	240	150	Average	VERTICAL
2	15693.12	56.13	74.00	-17.87	44.83	7.61	38.44	34.75	240	150	Peak	VERTICAL

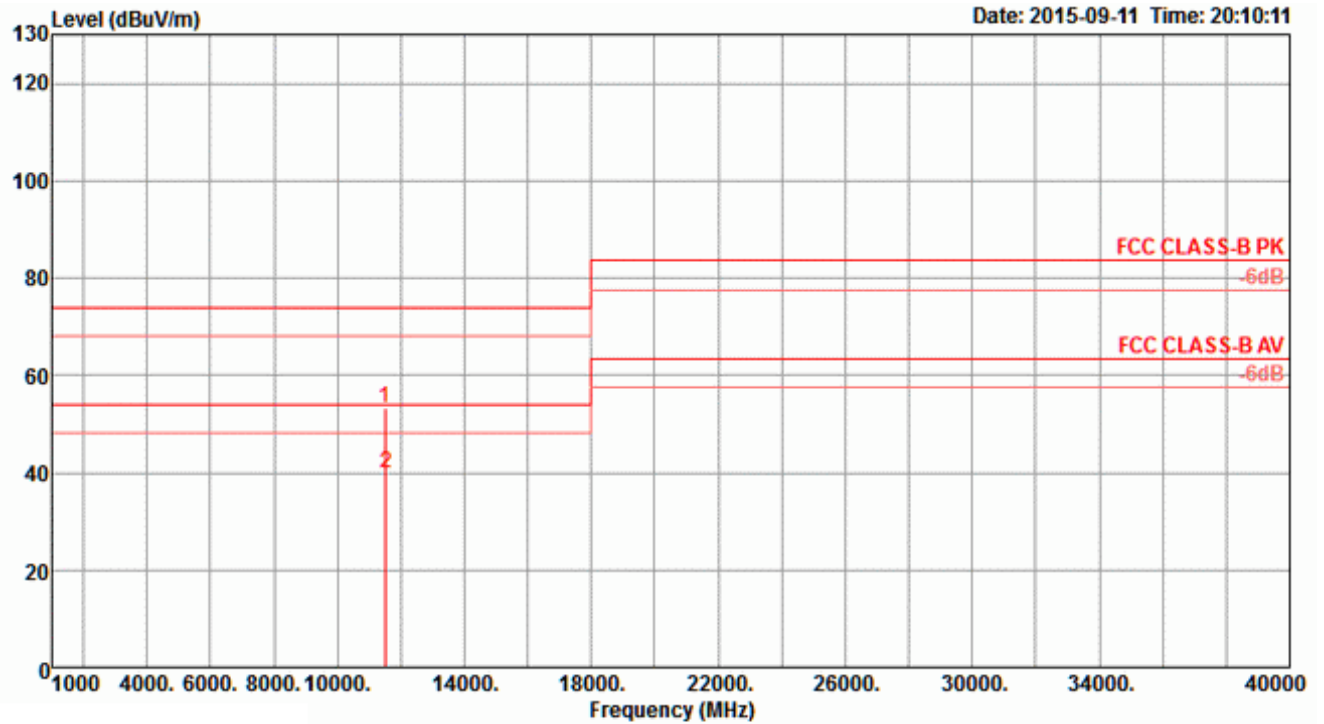


Temperature	26°C	Humidity	57%
Test Engineer	Roki Liu	Configurations	IEEE 802.11ac MCS0/Nss1 VHT40 CH 151 / Chain 5 + Chain 6 + Chain 7 + Chain 8

**Horizontal**



Vertical

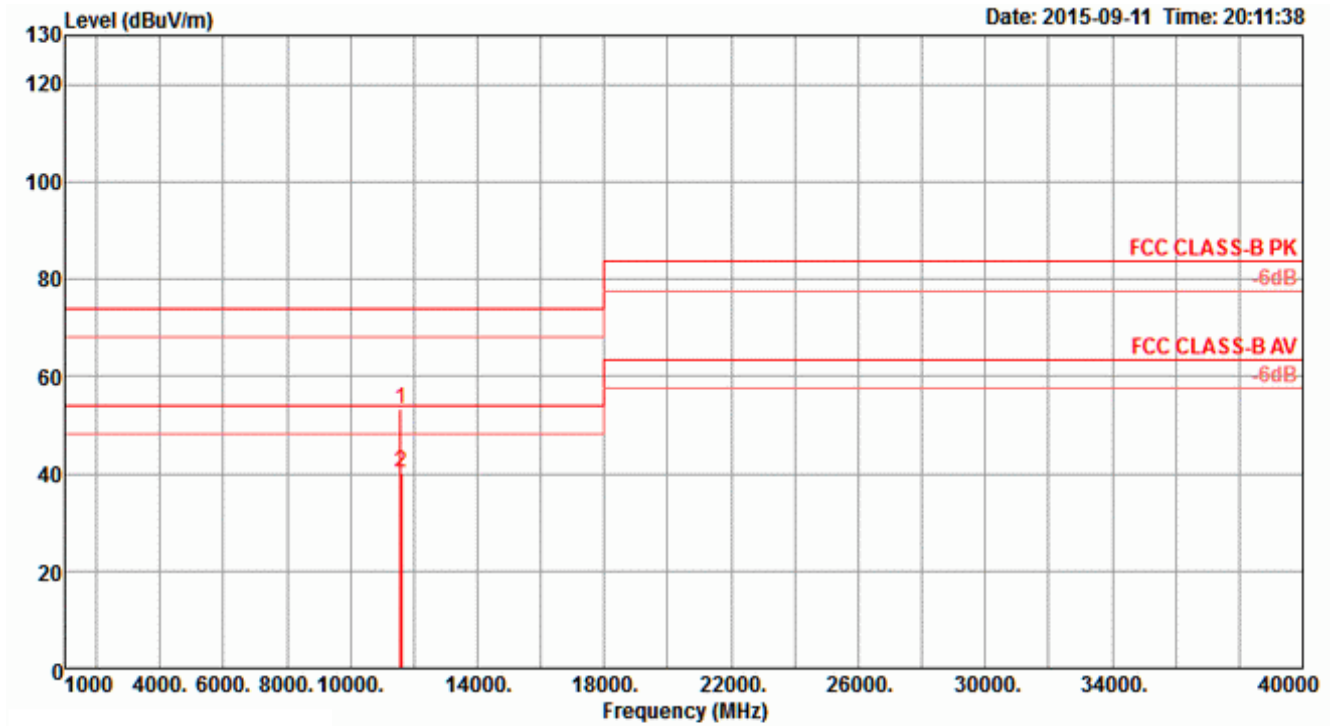


	Freq	Level	Limit	Over	Read	Cable	Antenna	Preamp	T/Pos	A/Pos	Remark	Pol/Phase
	MHz	dBuV/m	dBuV/m	dB	dBuV	dB	dB/m	dB	deg	cm		
1	11508.80	53.12	74.00	-20.88	42.50	6.54	38.70	34.62	248	150	Peak	VERTICAL
2	11518.96	39.88	54.00	-14.12	29.27	6.54	38.70	34.63	248	150	Average	VERTICAL



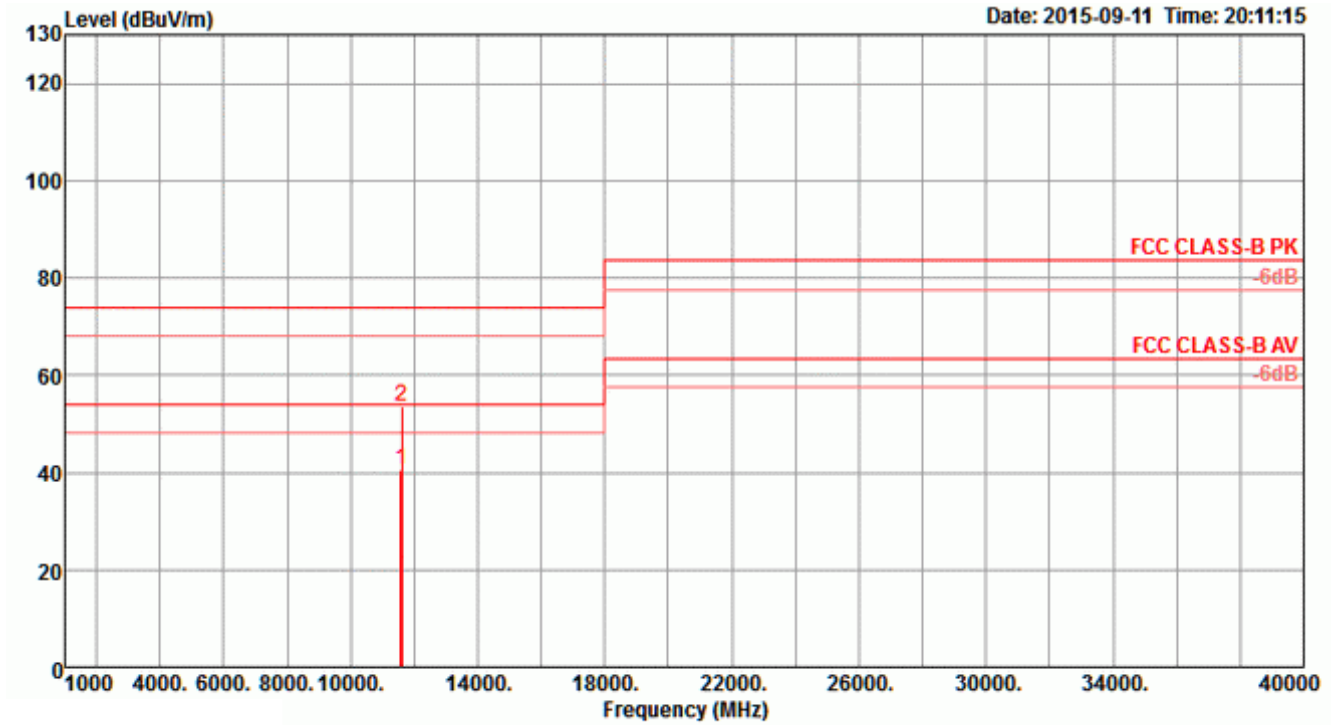
Temperature	26°C	Humidity	57%
Test Engineer	Roki Liu	Configurations	IEEE 802.11ac MCS0/Nss1 VHT40 CH 159 / Chain 5 + Chain 6 + Chain 7 + Chain 8

Horizontal



	Freq	Level	Limit	Over	Read	Cable	Antenna	Preamp	T/Pos	A/Pos	Remark	Pol/Phase
	MHz	dBuV/m	dBuV/m	dB	dBuV	dB	dB/m	dB	deg	cm		
1	11588.76	53.09	74.00	-20.91	42.47	6.55	38.72	34.65	342	150	Peak	HORIZONTAL
2	11598.72	40.35	54.00	-13.65	29.74	6.55	38.72	34.66	342	150	Average	HORIZONTAL

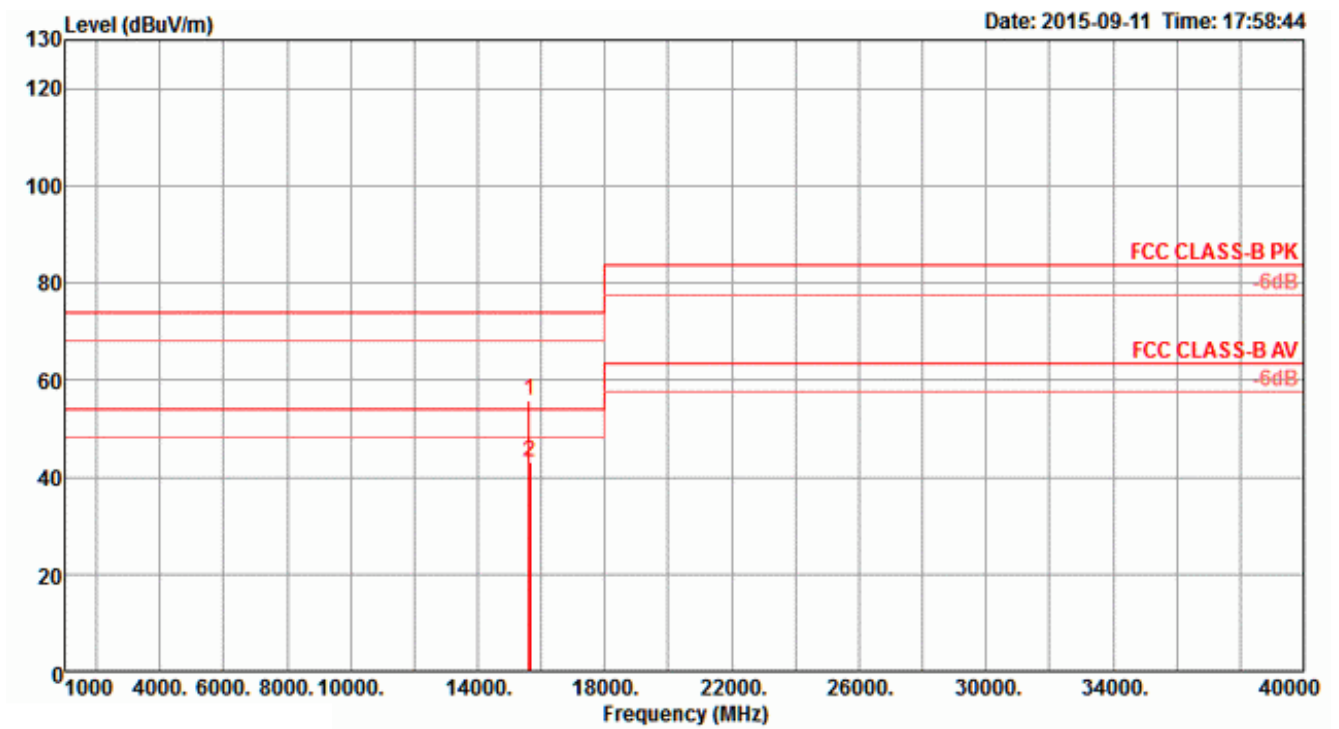
Vertical



	Freq	Level	Limit	Over	Read	Cable	Antenna	Preamp	T/Pos	A/Pos	Remark	Pol/Phase
	MHz	dBuV/m	dBuV/m	dB	dBuV	dB	dB/m	dB	deg	cm		
1	11588.28	40.48	54.00	-13.52	29.86	6.55	38.72	34.65	305	150	Average	VERTICAL
2	11594.56	53.61	74.00	-20.39	42.99	6.55	38.72	34.65	305	150	Peak	VERTICAL

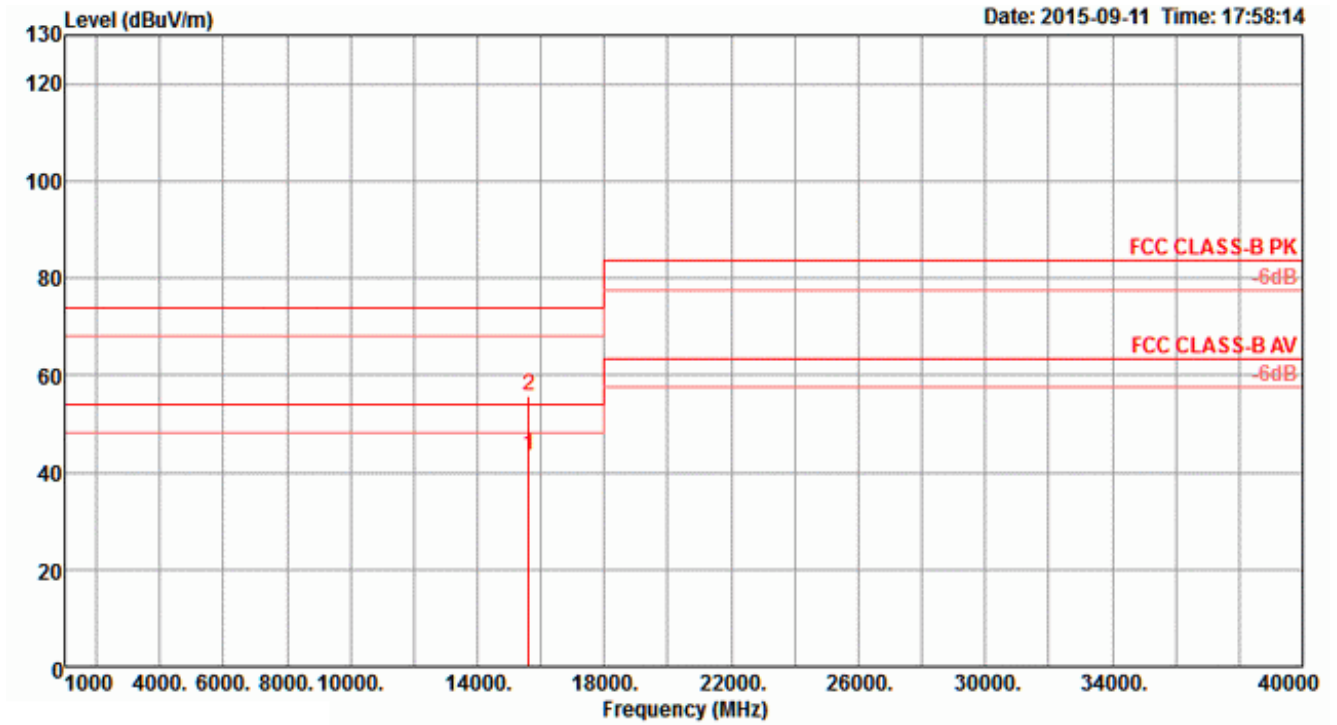
<b>Temperature</b>	26°C	<b>Humidity</b>	57%
<b>Test Engineer</b>	Roki Liu	<b>Configurations</b>	IEEE 802.11ac MCS0/Nss1 VHT80 CH 42 / Chain 5 + Chain 6 + Chain 7 + Chain 8

**Horizontal**



	Freq	Level	Limit	Over	Read	CableAntenna	Preamp	T/Pos	A/Pos	Remark	Pol/Phase
	MHz	dBuV/m	dBuV/m	dB	dBuV	dB	dB/m	dB	deg	cm	
1	15625.74	55.72	74.00	-18.28	44.52	7.59	38.32	34.71	68	169 Peak	HORIZONTAL
2	15633.32	43.14	54.00	-10.86	31.91	7.59	38.35	34.71	68	169 Average	HORIZONTAL

Vertical

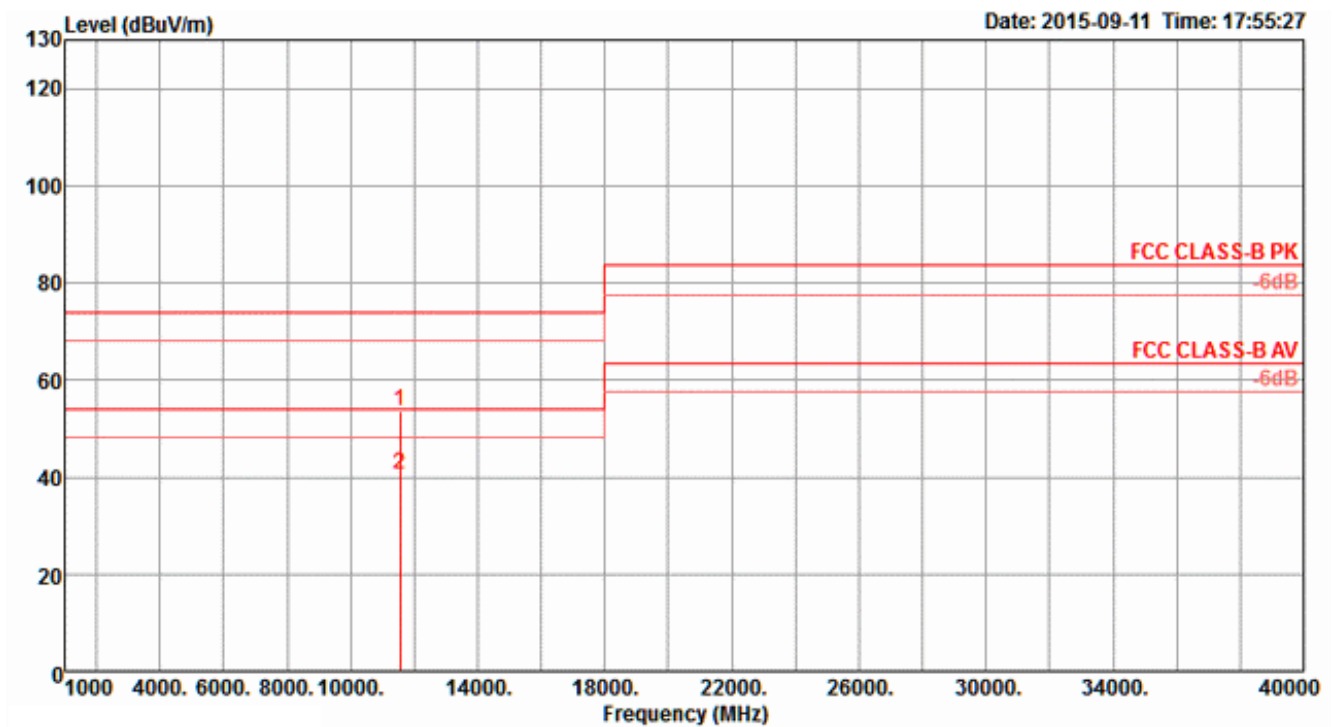


	Freq	Level	Limit	Over	Read	CableAntenna	Preamp	T/Pos	A/Pos	Remark	Pol/Phase
	MHz	dBUV/m	dBUV/m	dB	dBuV	Loss	Factor	Factor	deg	cm	
1	15630.34	43.31	54.00	-10.69	32.08	7.59	38.35	34.71	128	186 Average	VERTICAL
2	15630.86	55.90	74.00	-18.10	44.67	7.59	38.35	34.71	128	186 Peak	VERTICAL



<b>Temperature</b>	26°C	<b>Humidity</b>	57%
<b>Test Engineer</b>	Roki Liu	<b>Configurations</b>	IEEE 802.11ac MCS0/Nss1 VHT80 CH 155 / Chain 5 + Chain 6 + Chain 7 + Chain 8

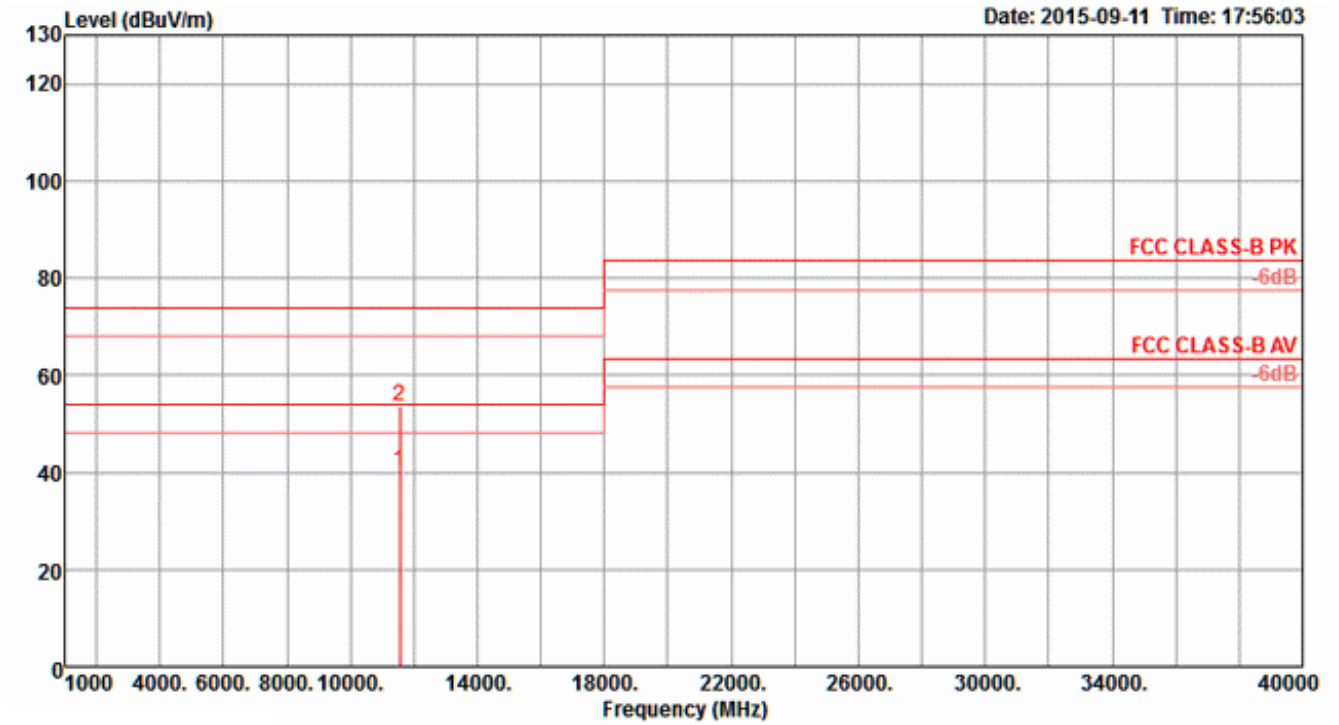
**Horizontal**



	Freq	Level	Limit	Over	Read	CableAntenna	Preamp	T/Pos	A/Pos	Remark	Pol/Phase
	MHz	dBuV/m	dBuV/m	dB	dBuV	dB	dB/m	dB	deg	cm	
1	11549.96	53.64	74.00	-20.36	43.02	6.55	38.71	34.64	213	198 Peak	HORIZONTAL
2	11554.56	40.38	54.00	-13.62	29.76	6.55	38.71	34.64	213	198 Average	HORIZONTAL



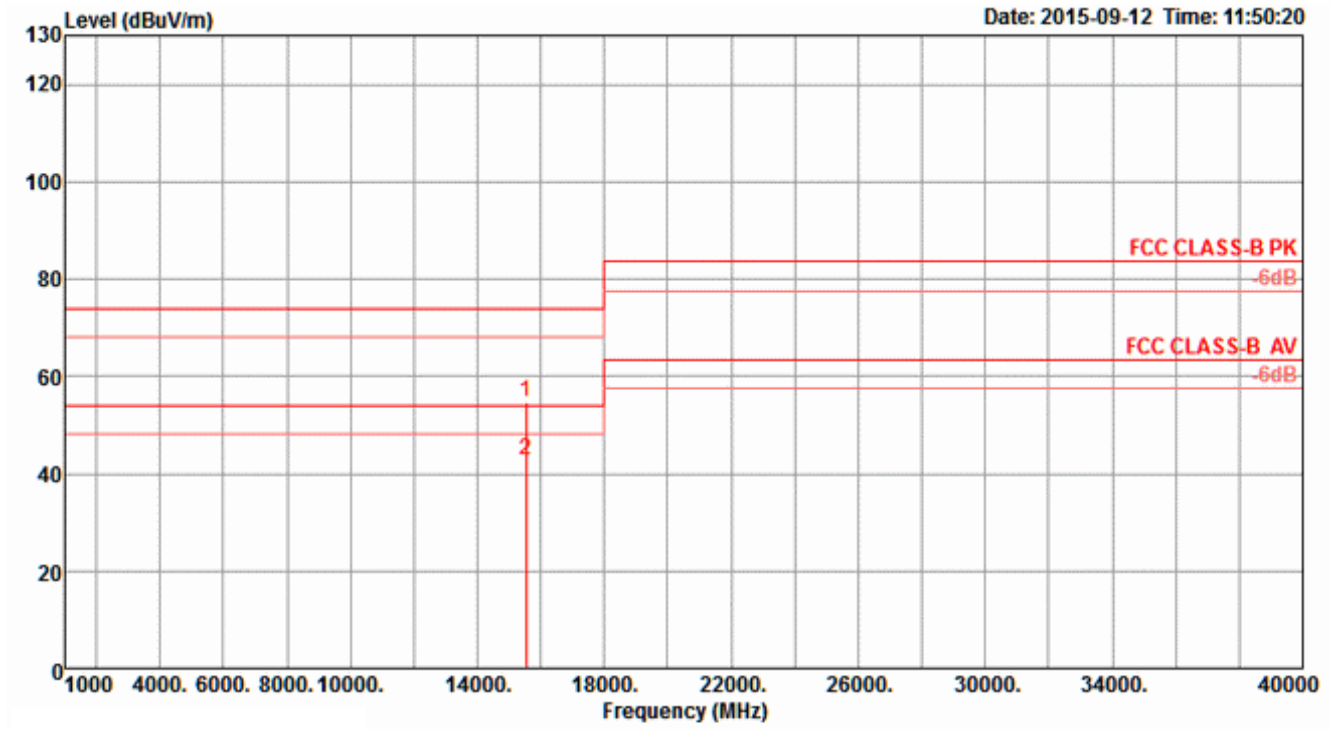
Vertical



	Freq	Level	Limit	Over	Read	CableAntenna	Preamp	T/Pos	A/Pos	Remark	Pol/Phase	
	MHz	dBuV/m	dBuV/m	dB	dBuV	dB	dB/m	dB	deg	cm		
1	11545.76	40.37	54.00	-13.63	29.76	6.54	38.71	34.64	161	223	Average	VERTICAL
2	11554.06	53.57	74.00	-20.43	42.95	6.55	38.71	34.64	161	223	Peak	VERTICAL

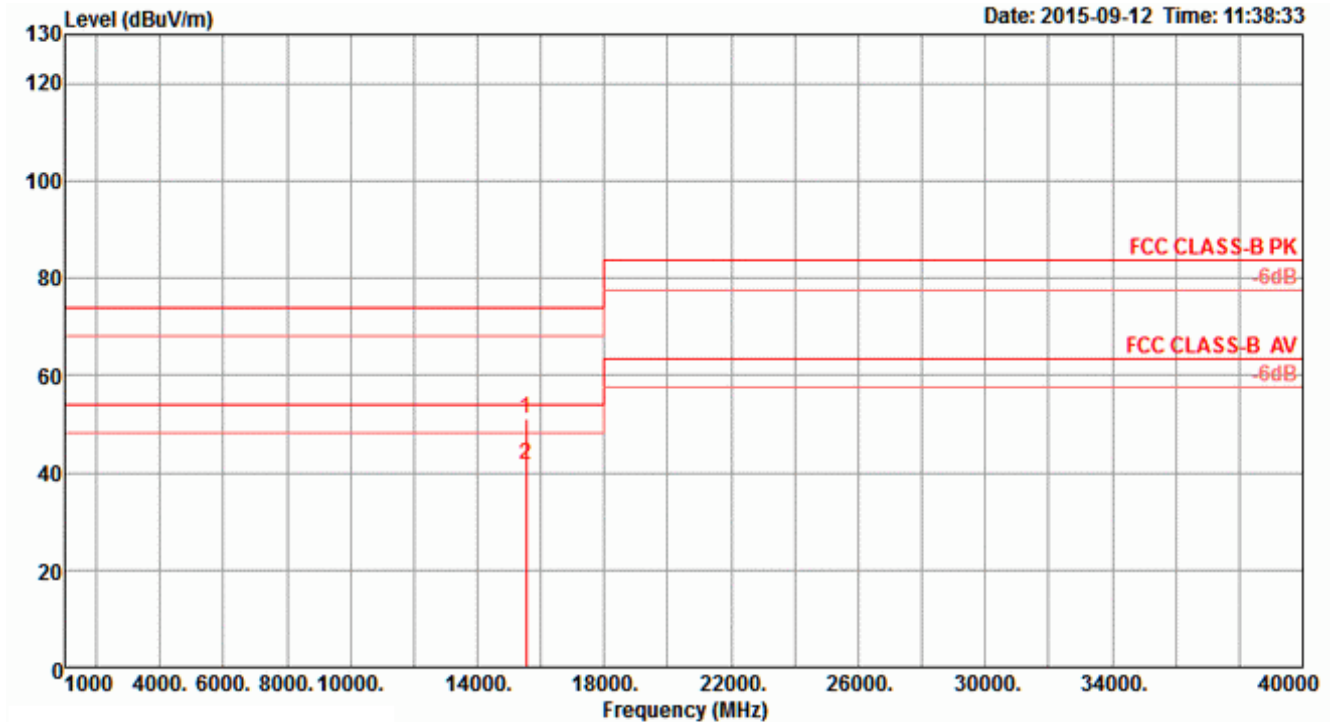
Temperature	26°C	Humidity	57%
Test Engineer	Roki Liu	Configurations	IEEE 802.11ac MCS0/Nss2 VHT20 CH 36 / Chain 5 + Chain 6 + Chain 7 + Chain 8

**Horizontal**



	Freq	Level	Limit	Over	Read	CableAntenna	Preamp	T/Pos	A/Pos	Remark	Pol/Phase
	MHz	dBuV/m	dBuV/m	dB	dBuV	dB	dB/m	deg	cm		
1	15539.42	54.85	74.00	-19.15	43.75	7.56	38.16	34.62	157	157 Peak	HORIZONTAL
2	15544.22	42.78	54.00	-11.22	31.65	7.56	38.19	34.62	157	157 Average	HORIZONTAL

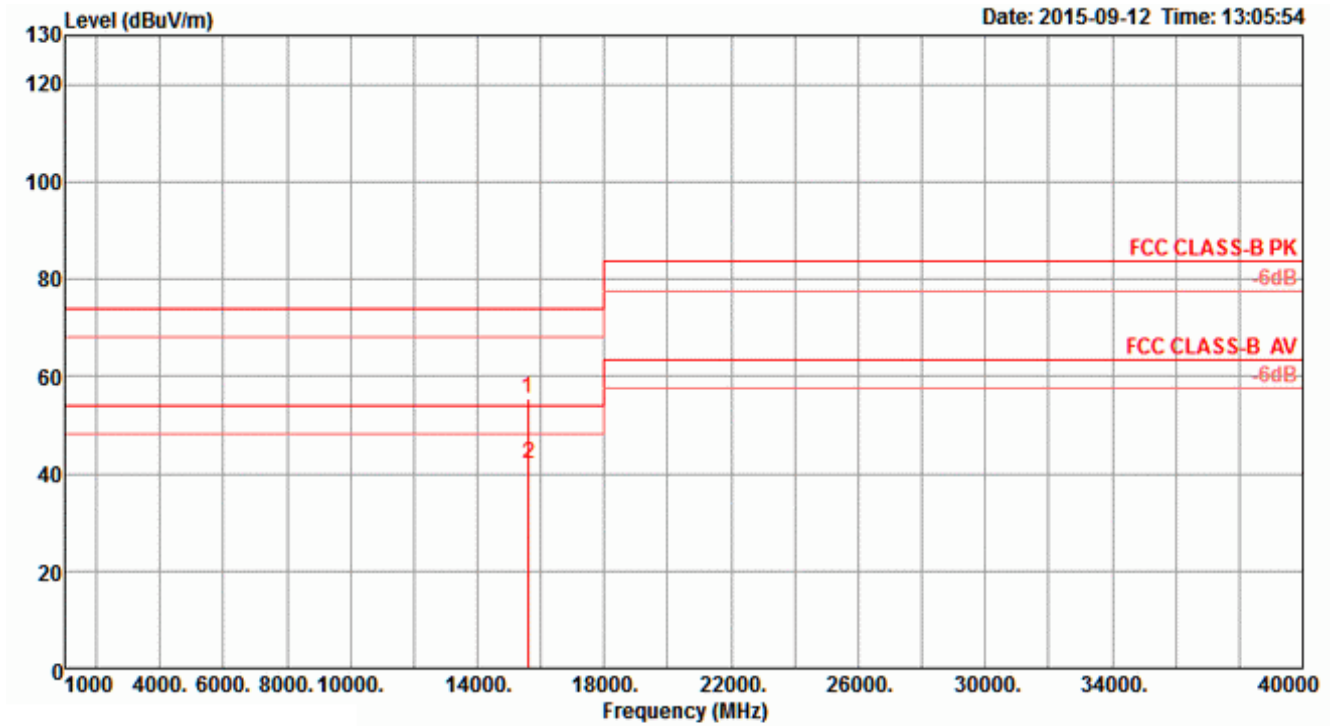
Vertical



	Freq	Level	Limit	Over	Read	Cable	Antenna	Preamp	T/Pos	A/Pos	Remark	Pol/Phase
	MHz	dBuV/m	dBuV/m	dB	dBuV	dB	dB/m	dB	deg	cm		
1	15535.20	51.04	74.00	-22.96	39.94	7.56	38.16	34.62	160	147	Peak	VERTICAL
2	15537.58	41.71	54.00	-12.29	30.61	7.56	38.16	34.62	160	147	Average	VERTICAL

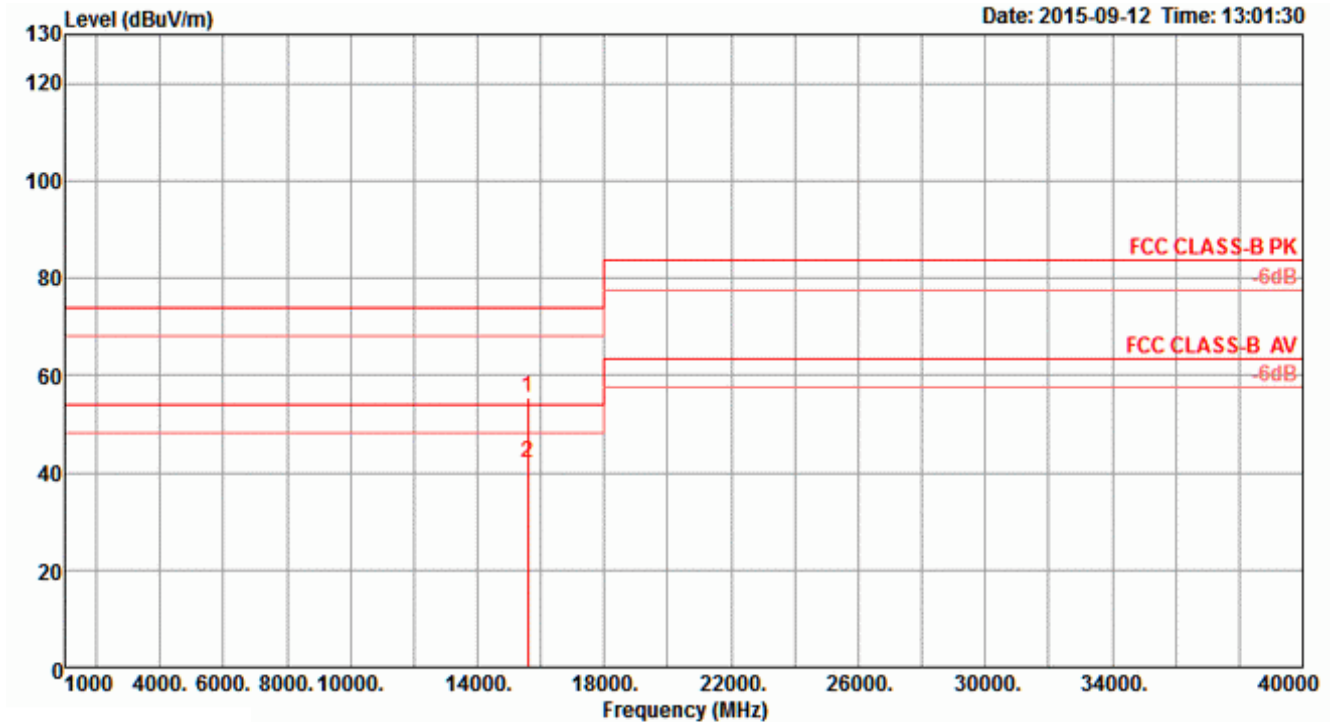
Temperature	26°C	Humidity	57%
Test Engineer	Roki Liu	Configurations	IEEE 802.11ac MCS0/Nss2 VHT20 CH 40 / Chain 5 + Chain 6 + Chain 7 + Chain 8

**Horizontal**



	Freq	Level	Limit	Over	Read	CableAntenna	Preamp	T/Pos	A/Pos	Remark	Pol/Phase
	MHz	dBuV/m	dBuV/m	dB	dBuV	dB	dB/m	deg	cm		
1	15597.54	55.32	74.00	-18.68	44.12	7.58	38.29	34.67	157	158 Peak	HORIZONTAL
2	15604.46	42.02	54.00	-11.98	30.84	7.58	38.29	34.69	157	158 Average	HORIZONTAL

Vertical

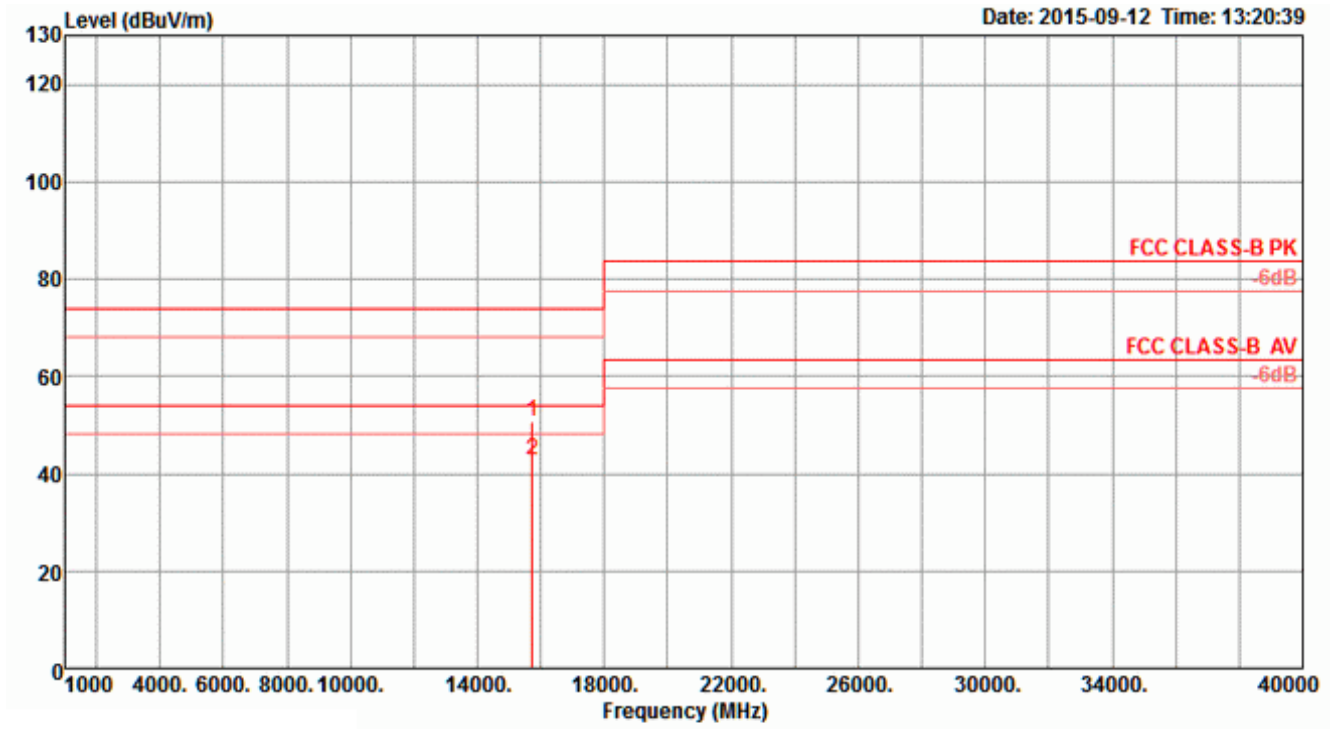


	Freq	Level	Limit	Over	Read	Cable	Antenna	Preamp	T/Pos	A/Pos	Remark	Pol/Phase
	MHz	dBuV/m	dBuV/m	dB	dBuV	Loss	Factor	Factor	deg	cm		
1	15597.82	55.42	74.00	-18.58	44.22	7.58	38.29	34.67	212	158	Peak	VERTICAL
2	15601.94	41.89	54.00	-12.11	30.71	7.58	38.29	34.69	212	158	Average	VERTICAL



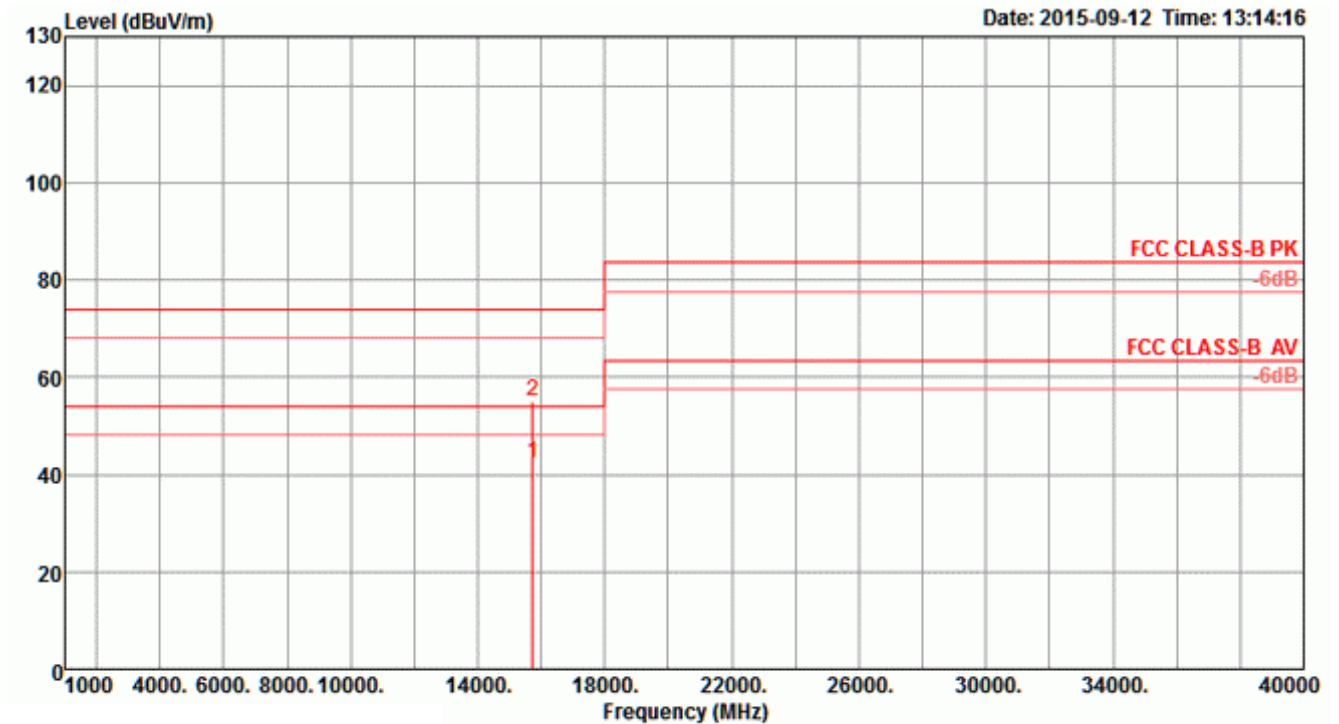
Temperature	26°C	Humidity	57%
Test Engineer	Roki Liu	Configurations	IEEE 802.11ac MCS0/Nss2 VHT20 CH 48 / Chain 5 + Chain 6 + Chain 7 + Chain 8

**Horizontal**



	Freq	Level	Limit	Over	Read	CableAntenna	Preamp	T/Pos	A/Pos	Remark	Pol/Phase	
	MHz	dBuV/m	dBuV/m	dB	dBuV	Loss	Factor	Factor	deg	cm		
1	15716.26	50.52	74.00	-23.48	39.18	7.62	38.50	34.78	113	152	Peak	HORIZONTAL
2	15718.54	42.68	54.00	-11.32	31.34	7.62	38.50	34.78	113	152	Average	HORIZONTAL

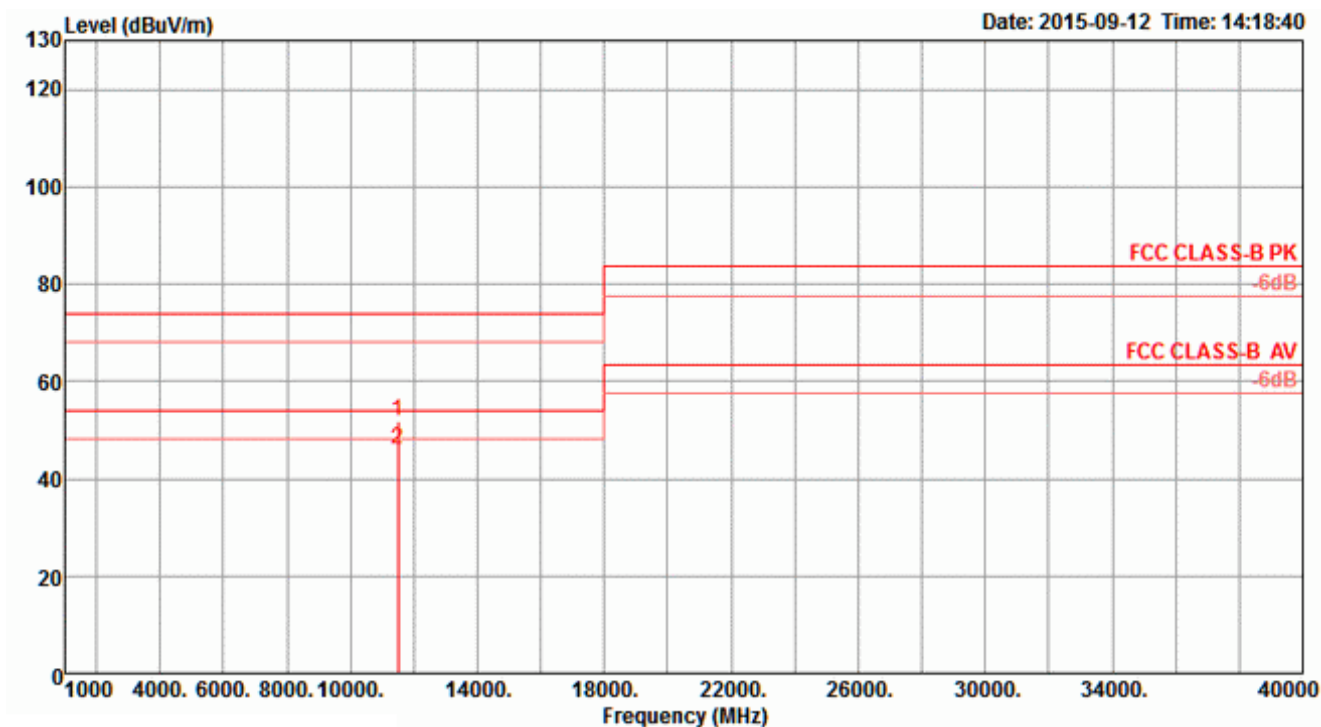
Vertical



	Freq	Level	Limit	Over	Read	Cable	Antenna	Preamp	T/Pos	A/Pos	Remark	Pol/Phase
	MHz	dBuV/m	dBuV/m	dB	dBuV	dB	dB/m	dB	deg	cm		
1	15716.24	42.48	54.00	-11.52	31.14	7.62	38.50	34.78	93	153	Average	VERTICAL
2	15719.70	55.01	74.00	-18.99	43.67	7.62	38.50	34.78	93	153	Peak	VERTICAL

Temperature	26°C	Humidity	57%
Test Engineer	Roki Liu	Configurations	IEEE 802.11ac MCS0/Nss2 VHT20 CH 149 / Chain 5 + Chain 6 + Chain 7 + Chain 8

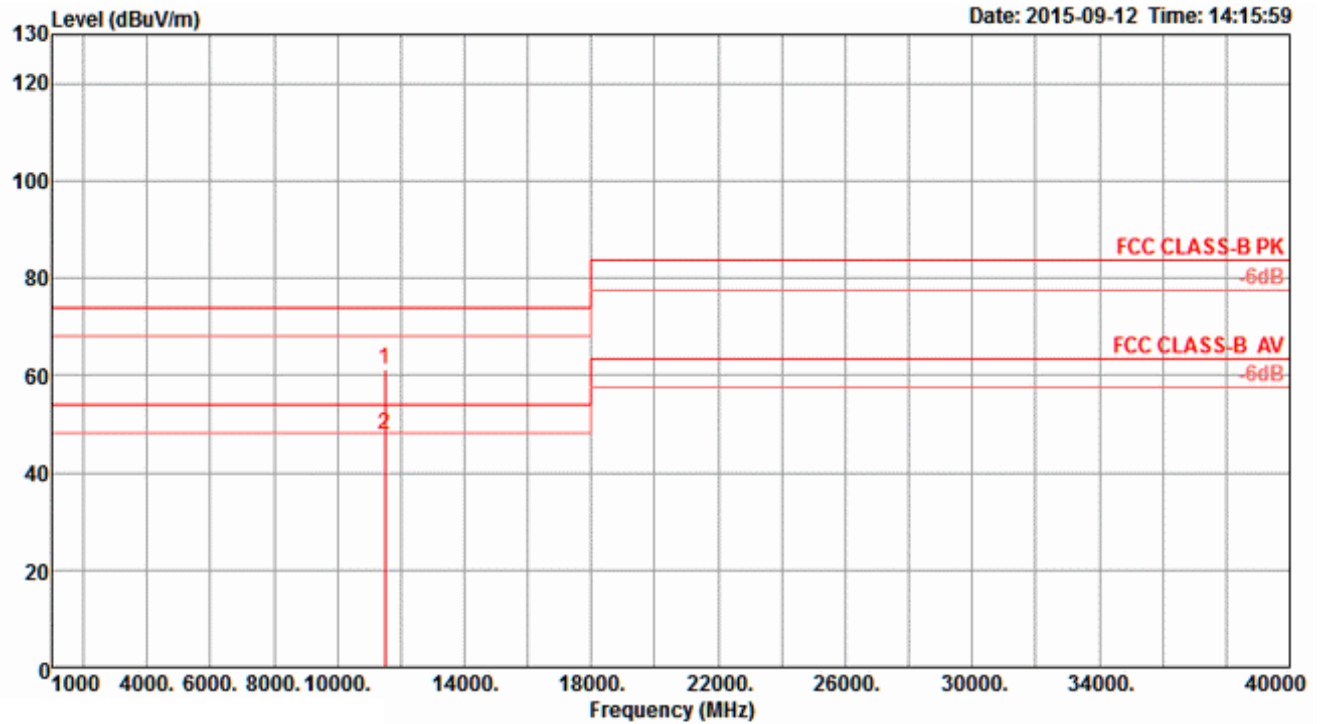
**Horizontal**



	Freq	Level	Limit	Over	Read	CableAntenna	Preamp	T/Pos	A/Pos	Remark	Pol/Phase
	MHz	dBuV/m	dBuV/m	dB	dBuV	dB	dB/m	deg	cm		
1	11483.08	51.78	74.00	-22.22	41.17	6.53	38.70	34.62	23	161 Peak	HORIZONTAL
2	11483.88	46.03	54.00	-7.97	35.42	6.53	38.70	34.62	23	161 Average	HORIZONTAL



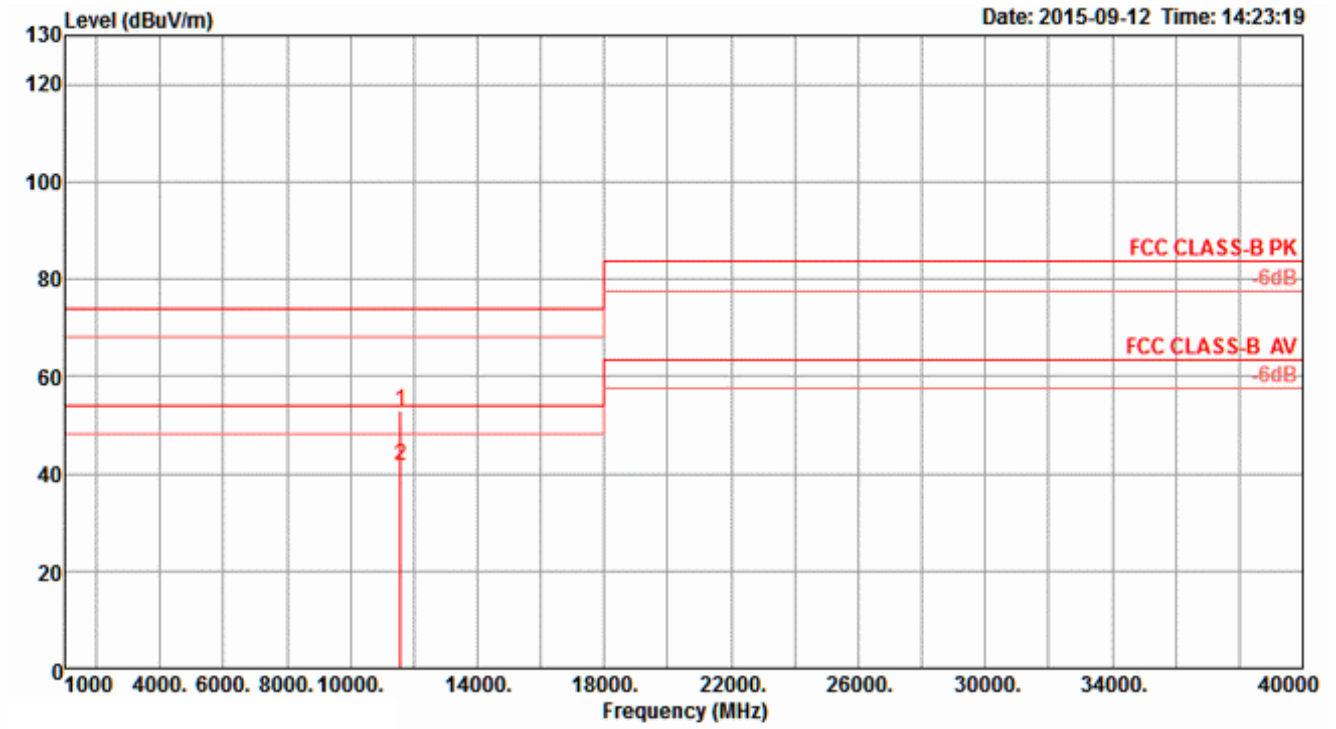
Vertical



	Freq	Level	Limit	Over	Read	Cable	Antenna	Preamp	T/Pos	A/Pos	Remark	Pol/Phase
	MHz	dBuV/m	dBuV/m	dB	dBuV	dB	dB/m	dB	deg	cm		
1	11485.20	61.21	74.00	-12.79	50.60	6.53	38.70	34.62	350	165	Peak	VERTICAL
2	11485.24	47.74	54.00	-6.26	37.13	6.53	38.70	34.62	350	165	Average	VERTICAL

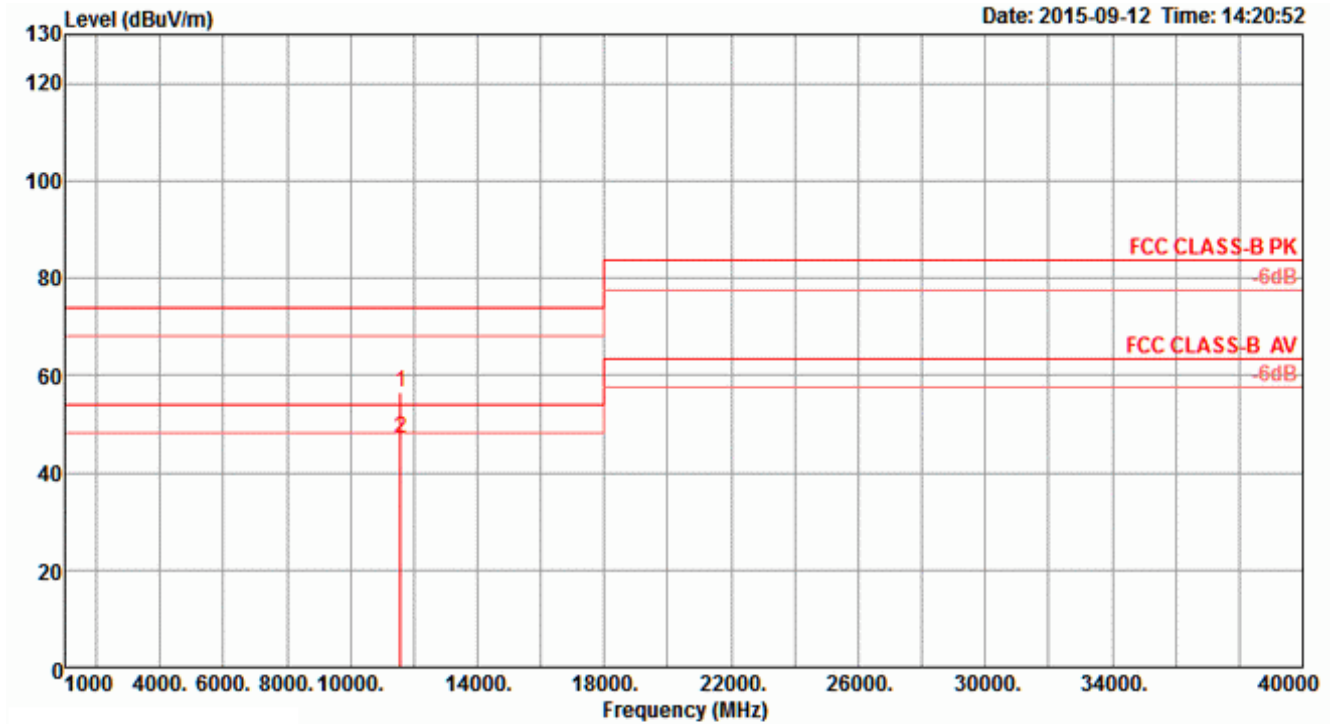
Temperature	26°C	Humidity	57%
Test Engineer	Roki Liu	Configurations	IEEE 802.11ac MCS0/Nss2 VHT20 CH 157 / Chain 5 + Chain 6 + Chain 7 + Chain 8

**Horizontal**



	Freq	Level	Limit	Over	Read	CableAntenna	Preamp	T/Pos	A/Pos	Remark	Pol/Phase
	MHz	dBuV/m	dBuV/m	dB	dBuV	dB	dB/m	deg	cm		
1	11570.52	53.03	74.00	-20.97	42.42	6.55	38.71	34.65	14	163 Peak	HORIZONTAL
2	11573.68	41.70	54.00	-12.30	31.09	6.55	38.71	34.65	14	163 Average	HORIZONTAL

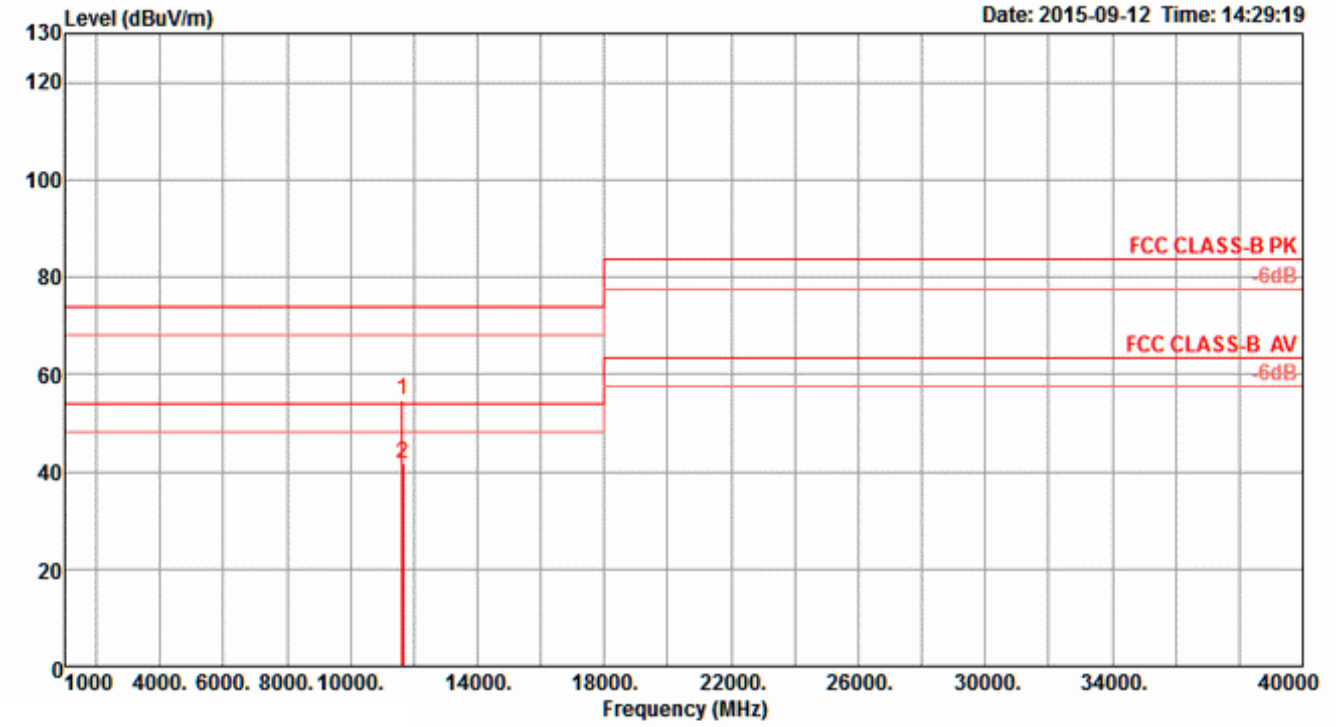
**Vertical**



	Freq	Level	Limit	Over	Read	Cable	Antenna	Preamp	T/Pos	A/Pos	Remark	Pol/Phase
	MHz	dBuV/m	dBuV/m	dB	dBuV	dB	dB/m	dB	deg	cm		
1	11569.16	56.39	74.00	-17.61	45.77	6.55	38.71	34.64	19	159	Peak	VERTICAL
2	11569.56	46.95	54.00	-7.05	36.33	6.55	38.71	34.64	19	159	Average	VERTICAL

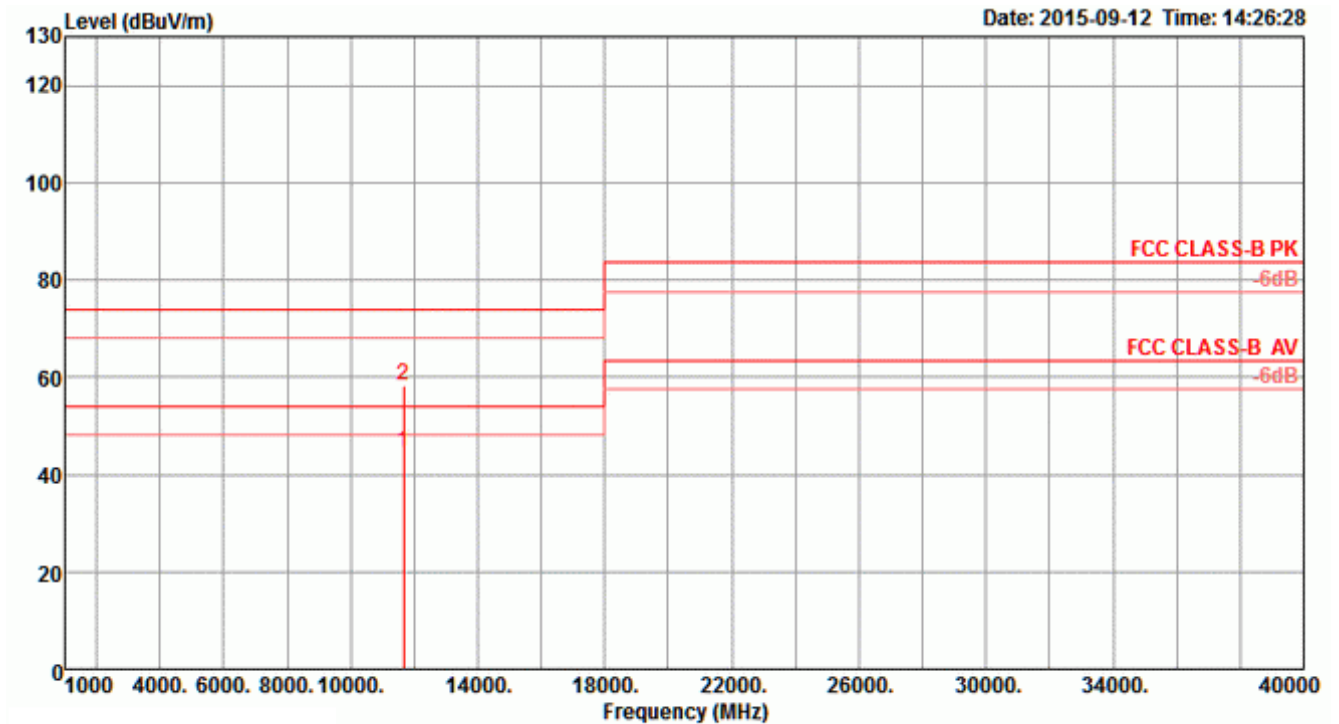
Temperature	26°C	Humidity	57%
Test Engineer	Roki Liu	Configurations	IEEE 802.11ac MCS0/Nss2 VHT20 CH 165 / Chain 5 + Chain 6 + Chain 7 + Chain 8

**Horizontal**



	Freq	Level	Limit	Over	Read	Cable	Antenna	Preamp	T/Pos	A/Pos	Remark	Pol/Phase
	MHz	dBuV/m	dBuV/m	dB	dBuV	dB	dB/m	dB	deg	cm		
1	11645.72	54.83	74.00	-19.17	44.21	6.56	38.73	34.67	122	169	Peak	HORIZONTAL
2	11654.60	41.70	54.00	-12.30	31.09	6.56	38.73	34.68	122	169	Average	HORIZONTAL

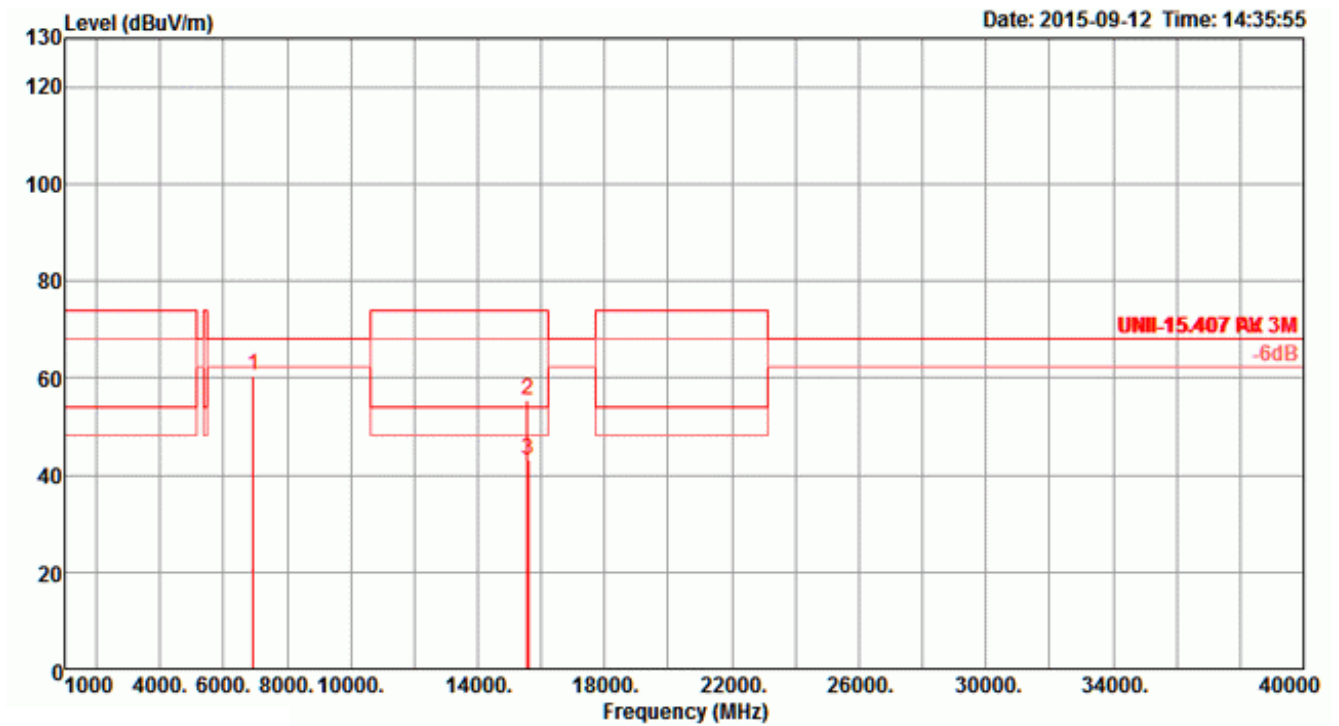
Vertical



	Freq	Level	Limit	Over	Read	CableAntenna	Preamp	T/Pos	A/Pos	Remark	Pol/Phase	
	MHz	dBuV/m	dBuV/m	dB	dBuV	dB	dB/m	dB	deg	cm		
1	11650.32	44.63	54.00	-9.37	34.02	6.56	38.73	34.68	28	163	Average	VERTICAL
2	11653.80	58.19	74.00	-15.81	47.58	6.56	38.73	34.68	28	163	Peak	VERTICAL

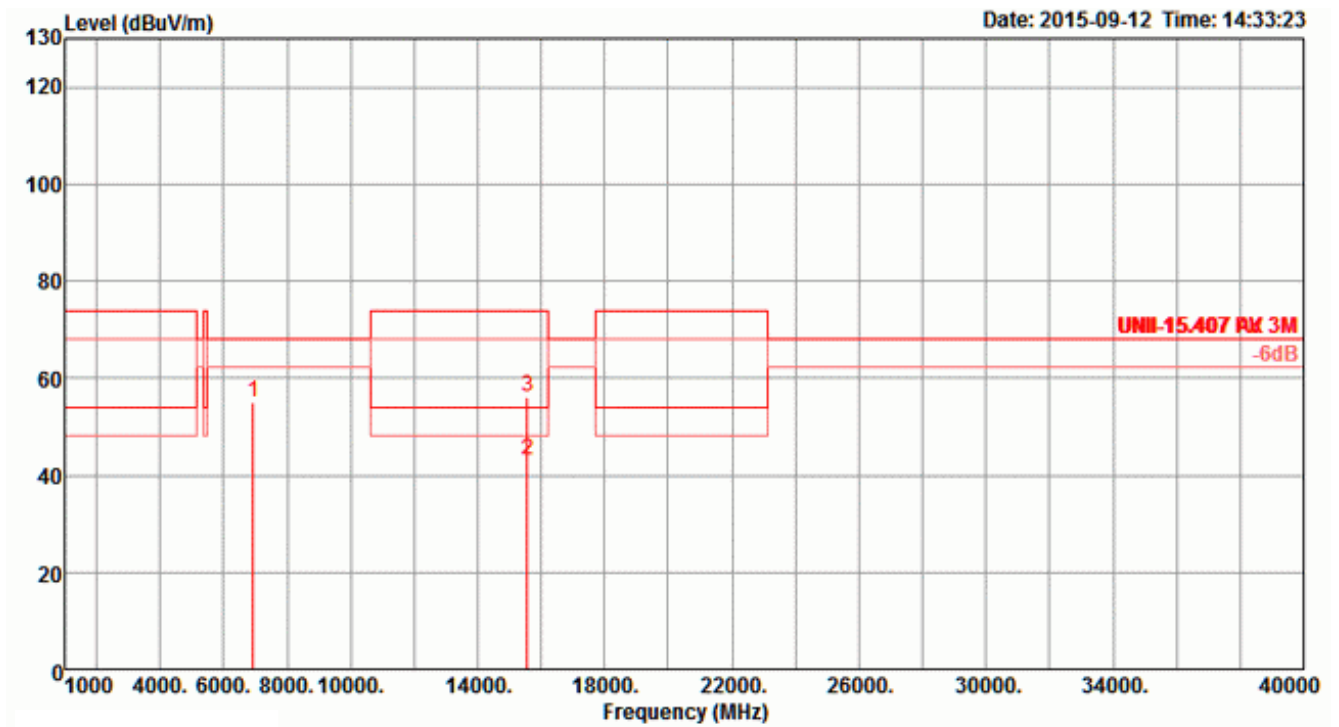
Temperature	26°C	Humidity	57%
Test Engineer	Roki Liu	Configurations	IEEE 802.11ac MCS0/Nss2 VHT40 CH 38 / Chain 5 + Chain 6 + Chain 7 + Chain 8

**Horizontal**



	Freq	Level	Limit	Over	Read	CableAntenna	Preamp	T/Pos	A/Pos	Remark	Pol/Phase
	MHz	dBuV/m	dBuV/m	dB	dBuV	dB	dB/m	dB	deg	cm	
1	6920.01	60.64	68.20	-7.56	53.74	4.98	36.61	34.69	299	177 Peak	HORIZONTAL
2	15563.28	55.23	74.00	-18.77	44.08	7.57	38.22	34.64	211	170 Peak	HORIZONTAL
3	15577.92	43.08	54.00	-10.92	31.92	7.57	38.26	34.67	211	170 Average	HORIZONTAL

**Vertical**

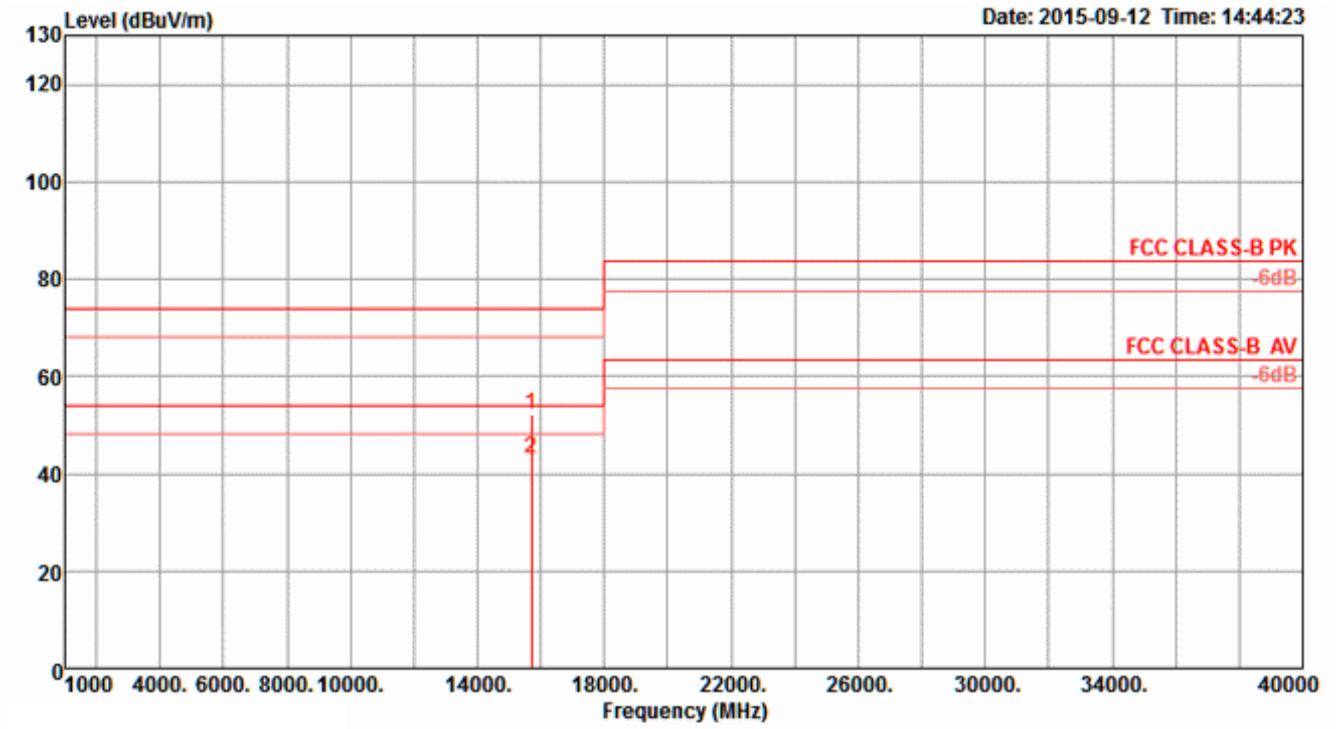


	Freq	Level	Limit	Over	Read	CableAntenna	Preamp	T/Pos	A/Pos	Remark	Pol/Phase
	MHz	dBuV/m	dBuV/m	dB	dBuV	dB	dB/m	dB	deg	cm	
1	6920.04	54.91	68.20	-13.29	48.01	4.98	36.61	34.69	23	191 Peak	VERTICAL
2	15573.44	43.22	54.00	-10.78	32.10	7.57	38.22	34.67	181	174 Average	VERTICAL
3	15574.04	56.11	74.00	-17.89	44.99	7.57	38.22	34.67	181	174 Peak	VERTICAL



Temperature	26°C	Humidity	57%
Test Engineer	Roki Liu	Configurations	IEEE 802.11ac MCS0/Nss2 VHT40 CH 46 / Chain 5 + Chain 6 + Chain 7 + Chain 8

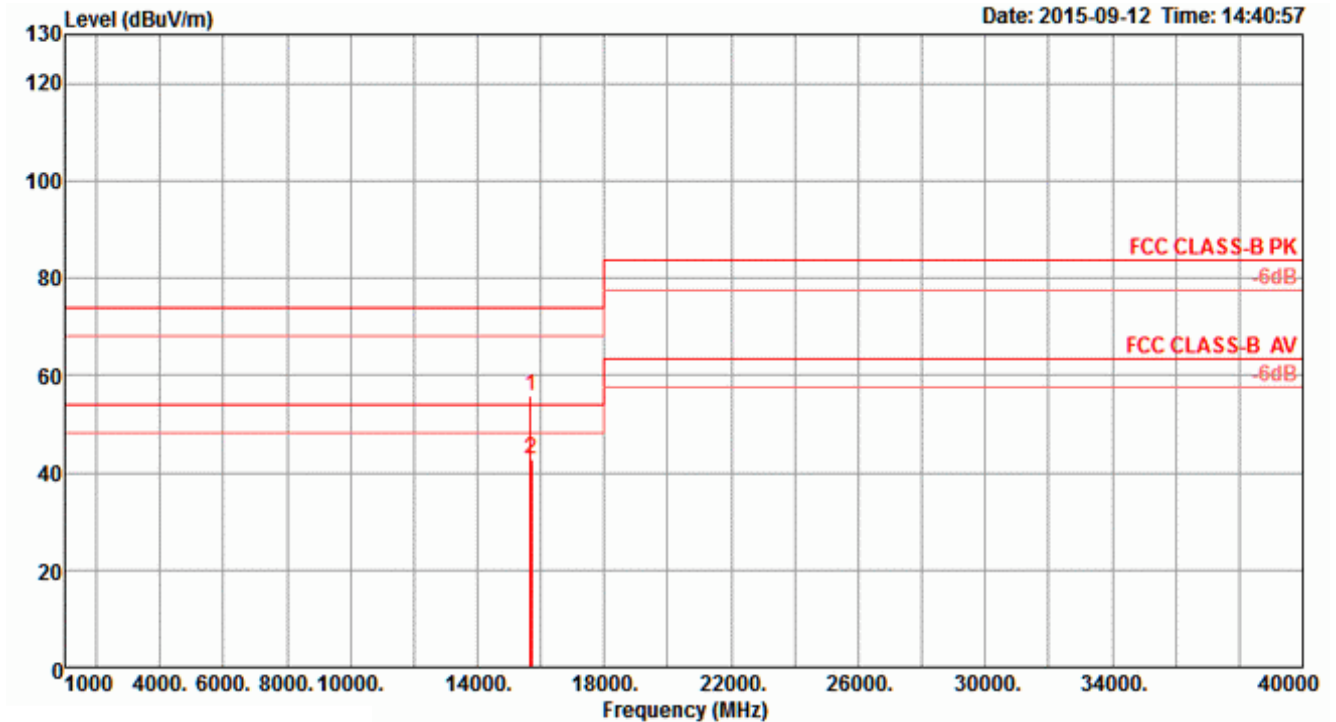
**Horizontal**



	Freq	Level	Limit	Over	Read	CableAntenna	Preamp	T/Pos	A/Pos	Remark	Pol/Phase
	MHz	dBuV/m	dBuV/m	dB	dBuV	dB	dB/m	dB	deg	cm	
1	15689.24	52.07	74.00	-21.93	40.77	7.61	38.44	34.75	204	167 Peak	HORIZONTAL
2	15694.76	43.08	54.00	-10.92	31.78	7.61	38.44	34.75	204	167 Average	HORIZONTAL



Vertical

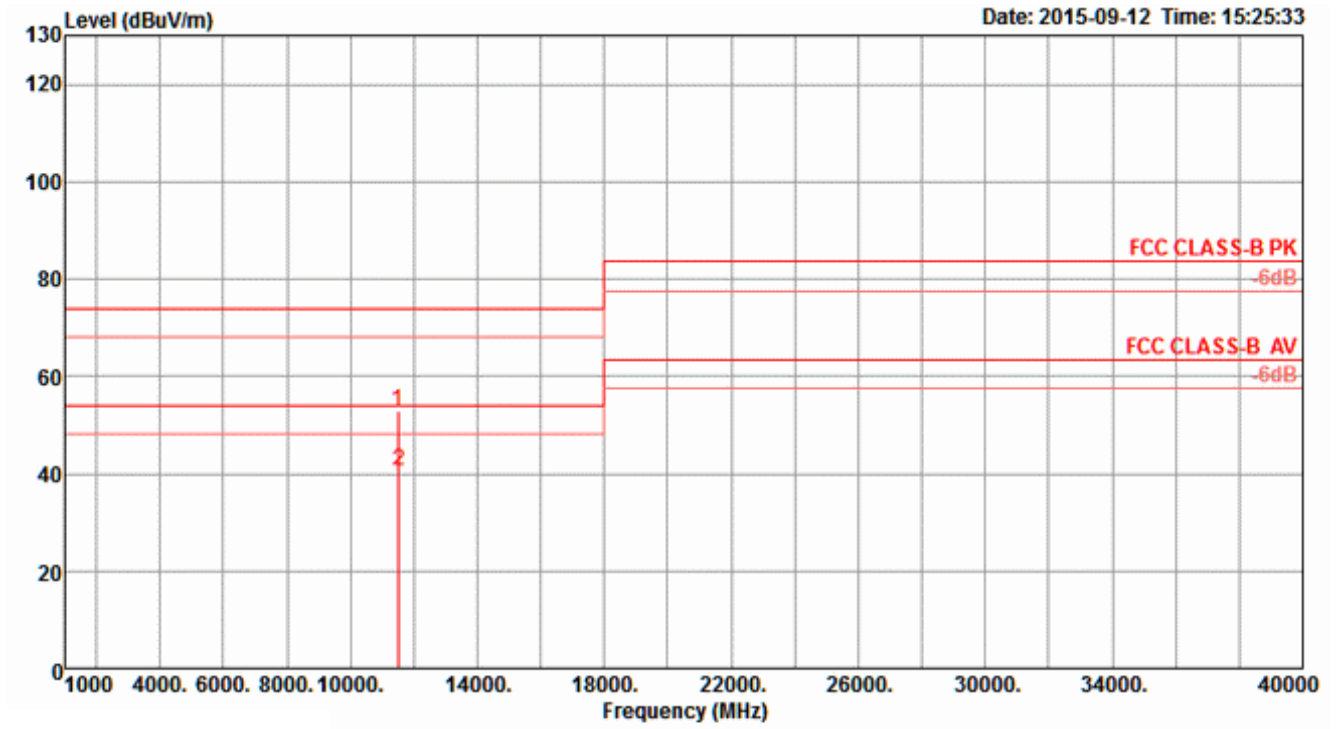


	Freq	Level	Limit	Over	Read	Cable	Antenna	Preamp	T/Pos	A/Pos	Remark	Pol/Phase
	MHz	dBuV/m	dBuV/m	dB	dBuV	dB	dB/m	dB	deg	cm		
1	15681.08	55.62	74.00	-18.38	44.32	7.61	38.44	34.75	263	151	Peak	VERTICAL
2	15687.76	42.77	54.00	-11.23	31.47	7.61	38.44	34.75	263	151	Average	VERTICAL



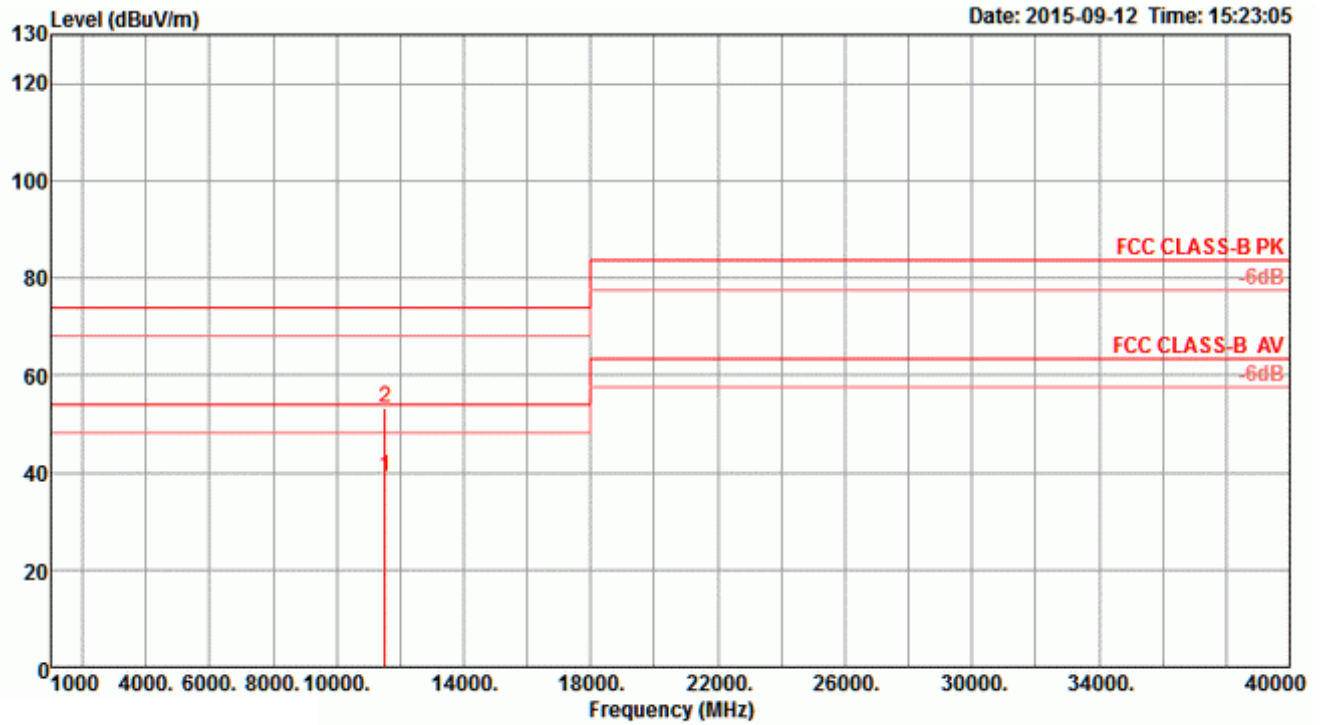
Temperature	26°C	Humidity	57%
Test Engineer	Roki Liu	Configurations	IEEE 802.11ac MCS0/Nss2 VHT40 CH 151 / Chain 5 + Chain 6 + Chain 7 + Chain 8

**Horizontal**



	Freq	Level	Limit	Over	Read	Cable	Antenna	Preamp	T/Pos	A/Pos	Remark	Pol/Phase
	MHz	dBuV/m	dBuV/m	dB	dBuV	dB	dB/m	dB	deg	cm		
1	11507.92	53.01	74.00	-20.99	42.39	6.54	38.70	34.62	80	164	Peak	HORIZONTAL
2	11512.42	40.40	54.00	-13.60	29.78	6.54	38.70	34.62	80	164	Average	HORIZONTAL

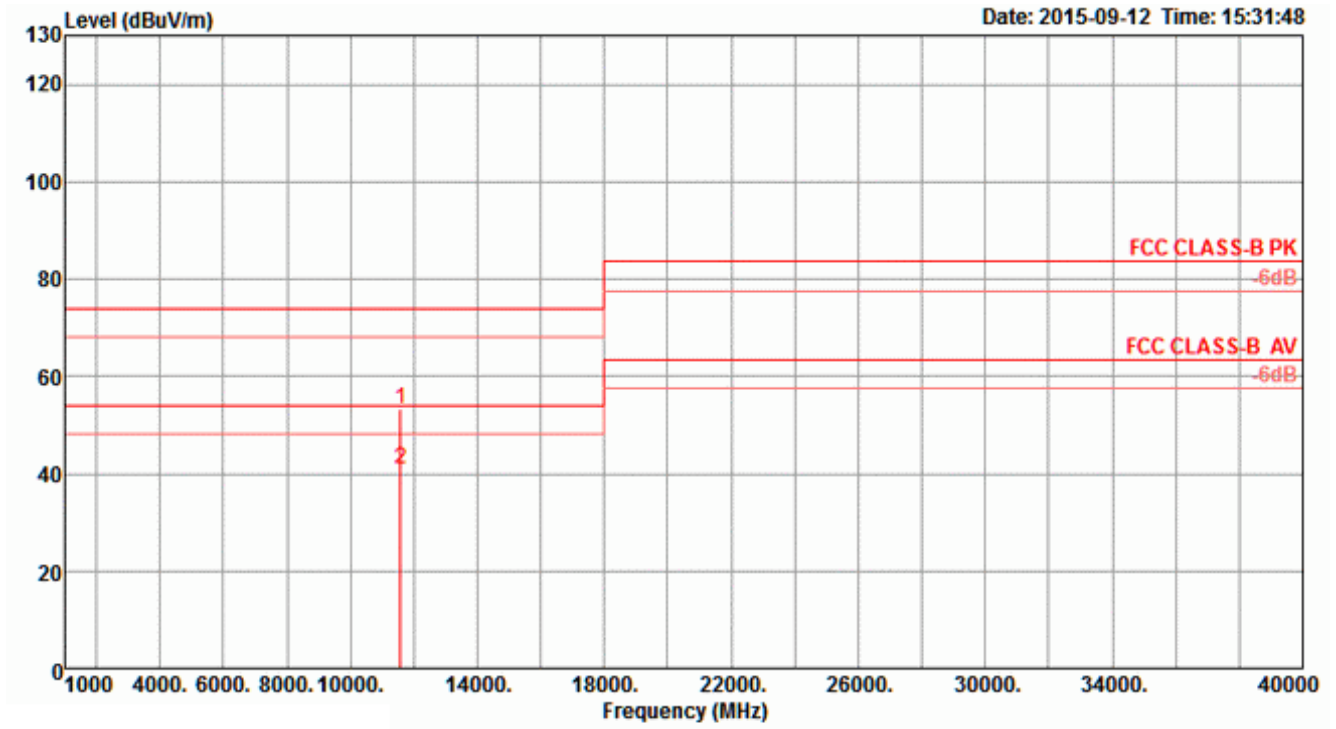
**Vertical**



	Freq	Level	Limit	Over	Read	CableAntenna	Preamp	T/Pos	A/Pos	Remark	Pol/Phase
	MHz	dBuV/m	dBuV/m	dB	dBuV	dB	dB/m	deg	cm		
1	11511.22	39.29	54.00	-14.71	28.67	6.54	38.70	34.62	63	166 Average	VERTICAL
2	11514.28	53.21	74.00	-20.79	42.59	6.54	38.70	34.62	63	166 Peak	VERTICAL

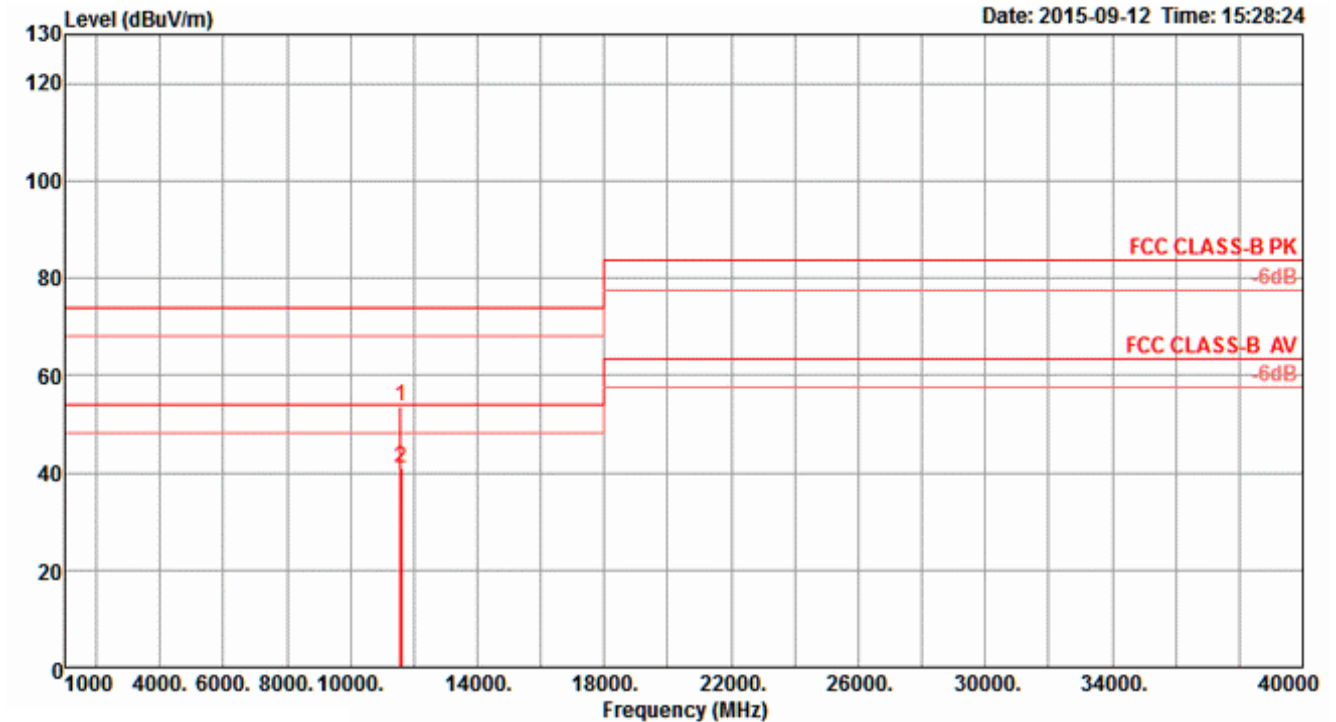
Temperature	26°C	Humidity	57%
Test Engineer	Roki Liu	Configurations	IEEE 802.11ac MCS0/Nss2 VHT40 CH 159 / Chain 5 + Chain 6 + Chain 7 + Chain 8

**Horizontal**



	Freq	Level	Limit	Over	Read	CableAntenna	Preamp	T/Pos	A/Pos	Remark	Pol/Phase
	MHz	dBuV/m	dBuV/m	dB	dBuV	dB	dB/m	deg	cm		
1	11589.94	53.12	74.00	-20.88	42.50	6.55	38.72	34.65	119	164 Peak	HORIZONTAL
2	11591.30	40.76	54.00	-13.24	30.14	6.55	38.72	34.65	119	164 Average	HORIZONTAL

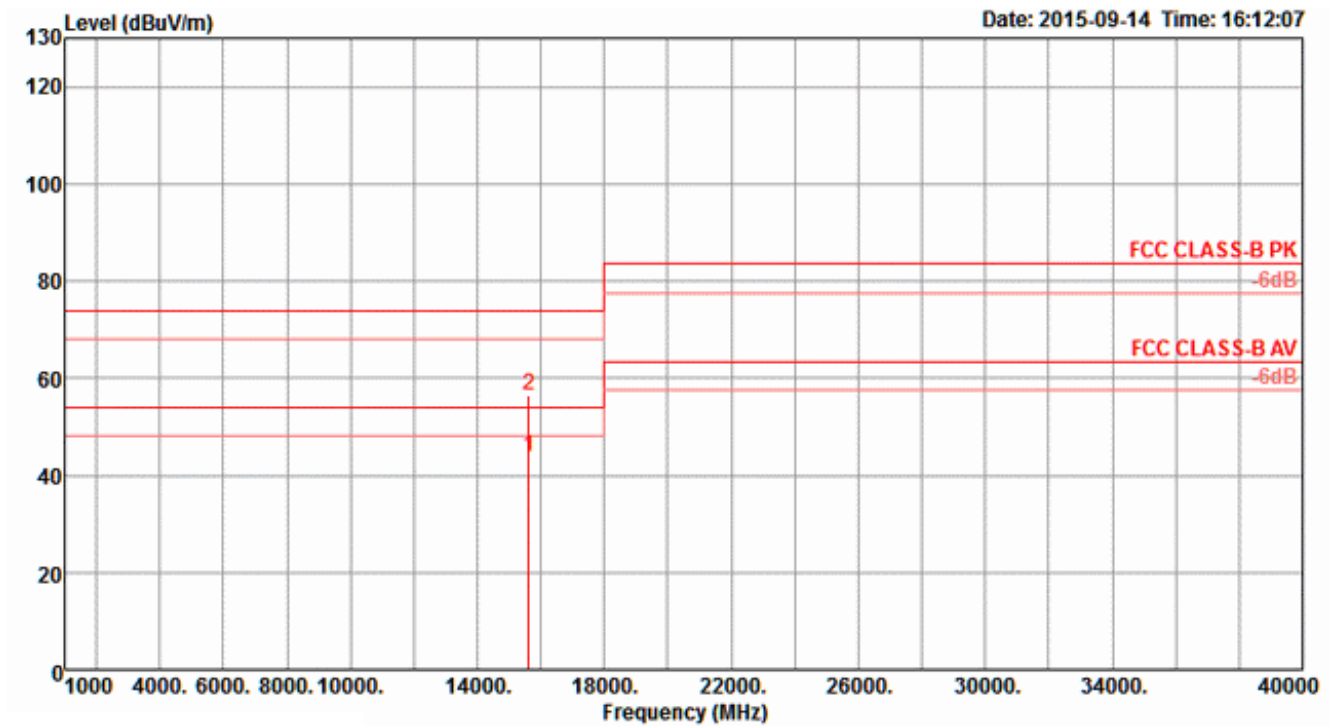
Vertical



	Freq	Level	Limit	Over	Read	Cable	Antenna	Preamp	T/Pos	A/Pos	Remark	Pol/Phase
	MHz	dBuV/m	dBuV/m	dB	dBuV	dB	dB/m	dB	deg	cm		
1	11586.00	53.49	74.00	-20.51	42.87	6.55	38.72	34.65	76	162	Peak	VERTICAL
2	11594.20	40.78	54.00	-13.22	30.16	6.55	38.72	34.65	76	162	Average	VERTICAL

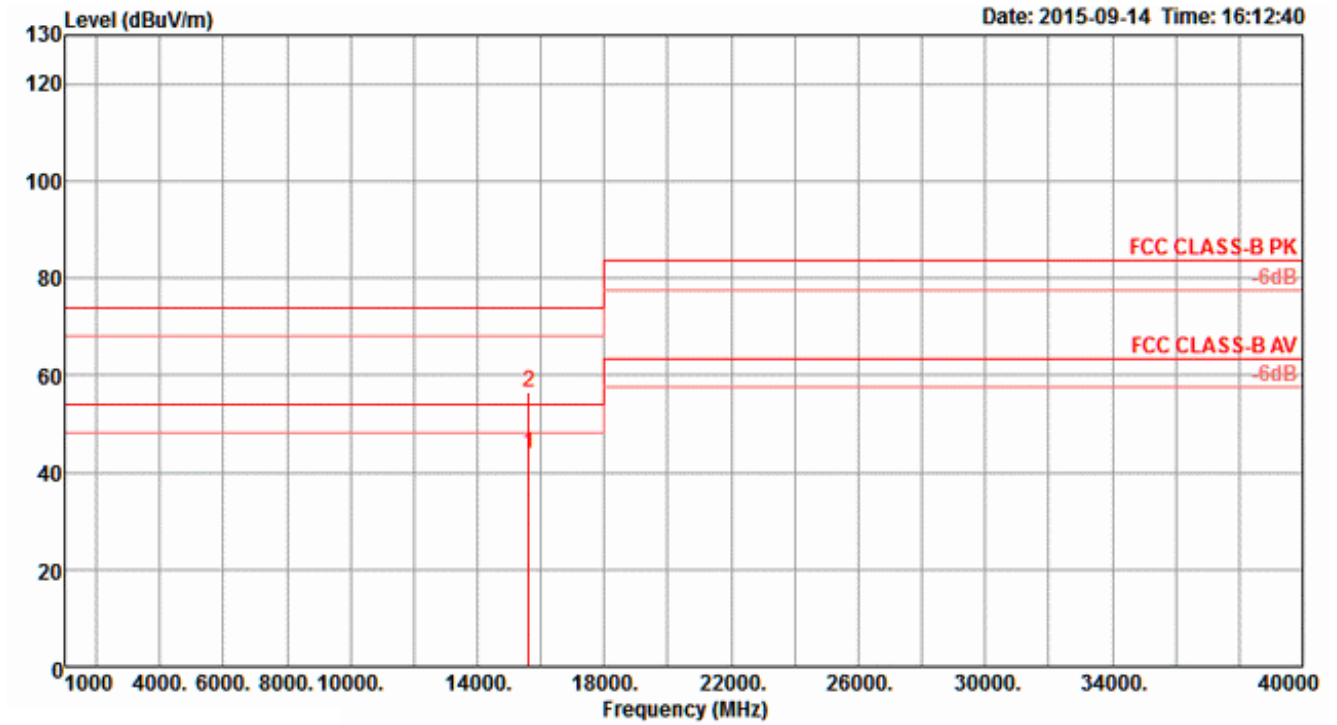
<b>Temperature</b>	26°C	<b>Humidity</b>	57%
<b>Test Engineer</b>	Roki Liu	<b>Configurations</b>	IEEE 802.11ac MCS0/Nss2 VHT80 CH 42 / Chain 5 + Chain 6 + Chain 7 + Chain 8

**Horizontal**



	Freq	Level	Limit	Over	Read	Cable	Antenna	Preamp	T/Pos	A/Pos	Remark	Pol/Phase
	MHz	dBuV/m	dBuV/m	dB	dBuV	dB	dB/m	dB	deg	cm		
1	15620.04	43.84	54.00	-10.16	32.62	7.59	38.32	34.69	240	163	Average	HORIZONTAL
2	15622.04	56.57	74.00	-17.43	45.35	7.59	38.32	34.69	240	163	Peak	HORIZONTAL

Vertical

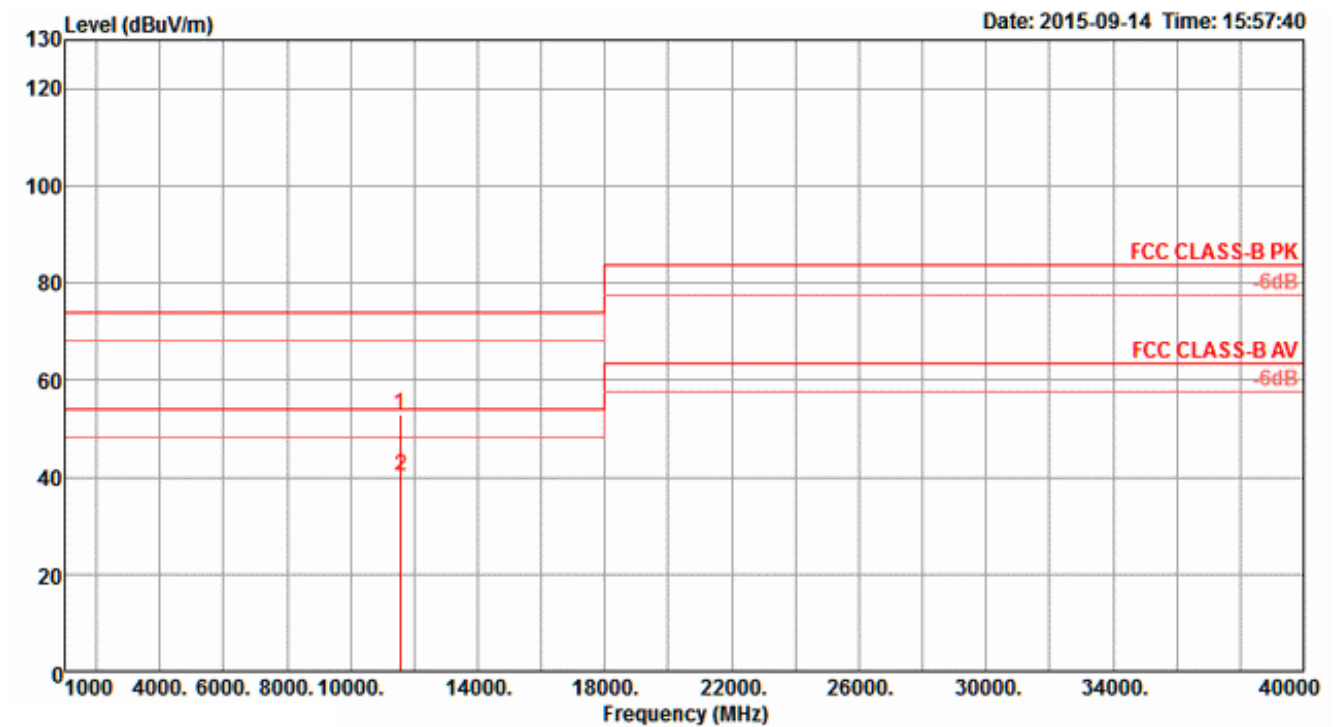


	Freq	Level	Limit	Over	Read	CableAntenna	Preamp	T/Pos	A/Pos	Remark	Pol/Phase
	MHz	dBUV/m	dBUV/m	dB	dBuV	Loss	Factor	Factor	deg	cm	
1	15624.12	43.80	54.00	-10.20	32.58	7.59	38.32	34.69	196	177 Average	VERTICAL
2	15629.40	56.66	74.00	-17.34	45.43	7.59	38.35	34.71	196	177 Peak	VERTICAL



<b>Temperature</b>	26°C	<b>Humidity</b>	57%
<b>Test Engineer</b>	Roki Liu	<b>Configurations</b>	IEEE 802.11ac MCS0/Nss2 VHT80 CH 155 / Chain 5 + Chain 6 + Chain 7 + Chain 8

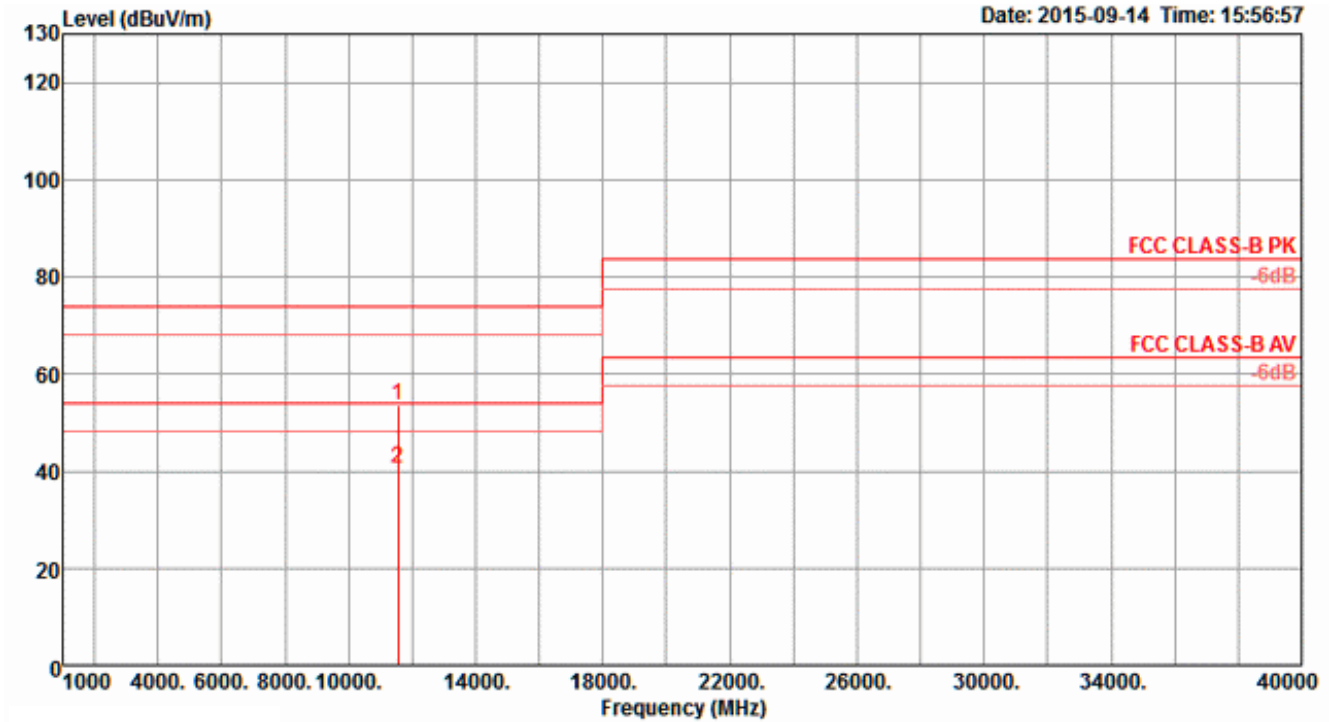
**Horizontal**



	Freq	Level	Limit	Over	Read	CableAntenna	Preamp	T/Pos	A/Pos	Remark	Pol/Phase
	MHz	dBuV/m	dBuV/m	dB	dBuV	dB	dB/m	dB	deg	cm	
1	11563.76	52.76	74.00	-21.24	42.14	6.55	38.71	34.64	321	162 Peak	HORIZONTAL
2	11589.52	40.37	54.00	-13.63	29.75	6.55	38.72	34.65	321	162 Average	HORIZONTAL



Vertical

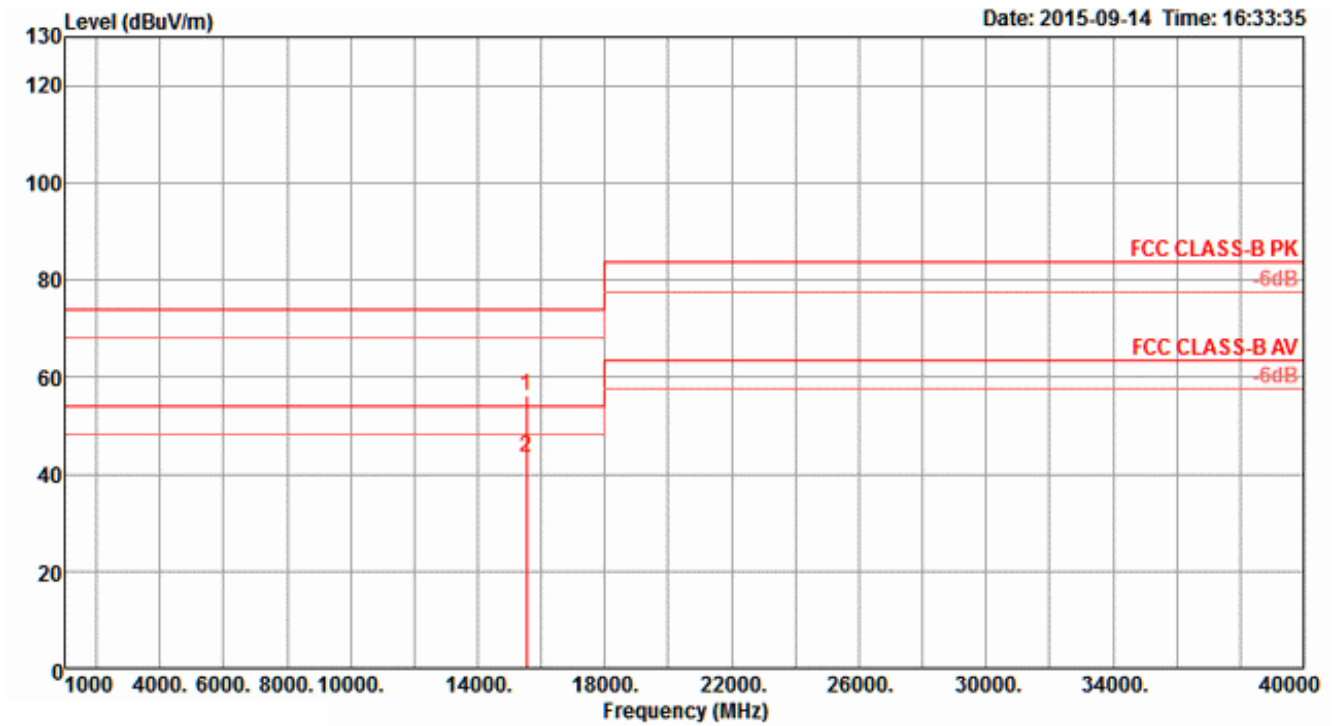


	Freq	Level	Limit	Over	Read	CableAntenna	Preamp	T/Pos	A/Pos	Remark	Pol/Phase	
	MHz	dBuV/m	dBuV/m	dB	dBuV	Loss	Factor	Factor	deg	cm		
1	11549.36	53.52	74.00	-20.48	42.90	6.55	38.71	34.64	280	178	Peak	VERTICAL
2	11563.28	40.51	54.00	-13.49	29.89	6.55	38.71	34.64	280	178	Average	VERTICAL



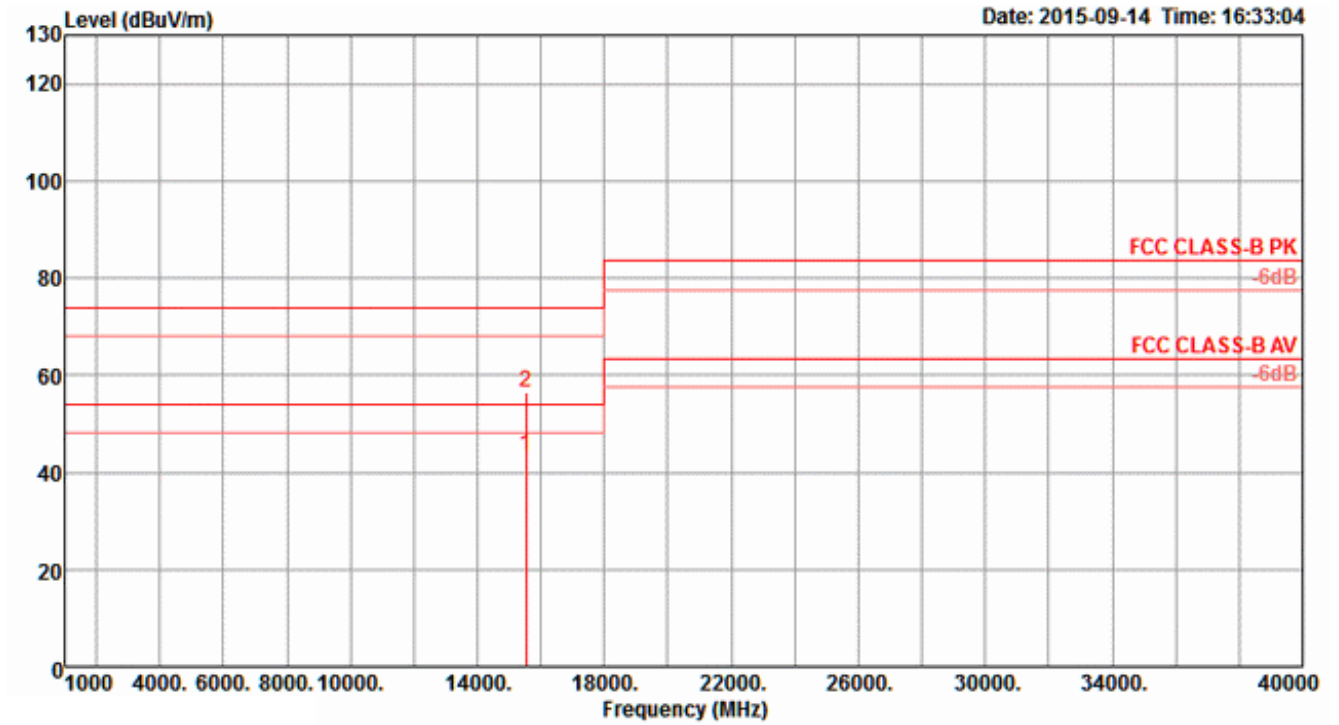
<b>Temperature</b>	26°C	<b>Humidity</b>	57%
<b>Test Engineer</b>	Roki Liu	<b>Configurations</b>	IEEE 802.11ac MCS0/Nss3 VHT20 CH 36 / Chain 5 + Chain 6 + Chain 7 + Chain 8

**Horizontal**



	Freq	Level	Limit	Over	Read	CableAntenna	Preamp	T/Pos	A/Pos	Remark	Pol/Phase
	MHz	dBuV/m	dBuV/m	dB	dBuV	dB	dB/m	dB	deg	cm	
1	15532.72	55.96	74.00	-18.04	44.86	7.56	38.16	34.62	234	189 Peak	HORIZONTAL
2	15538.88	43.35	54.00	-10.65	32.25	7.56	38.16	34.62	234	189 Average	HORIZONTAL

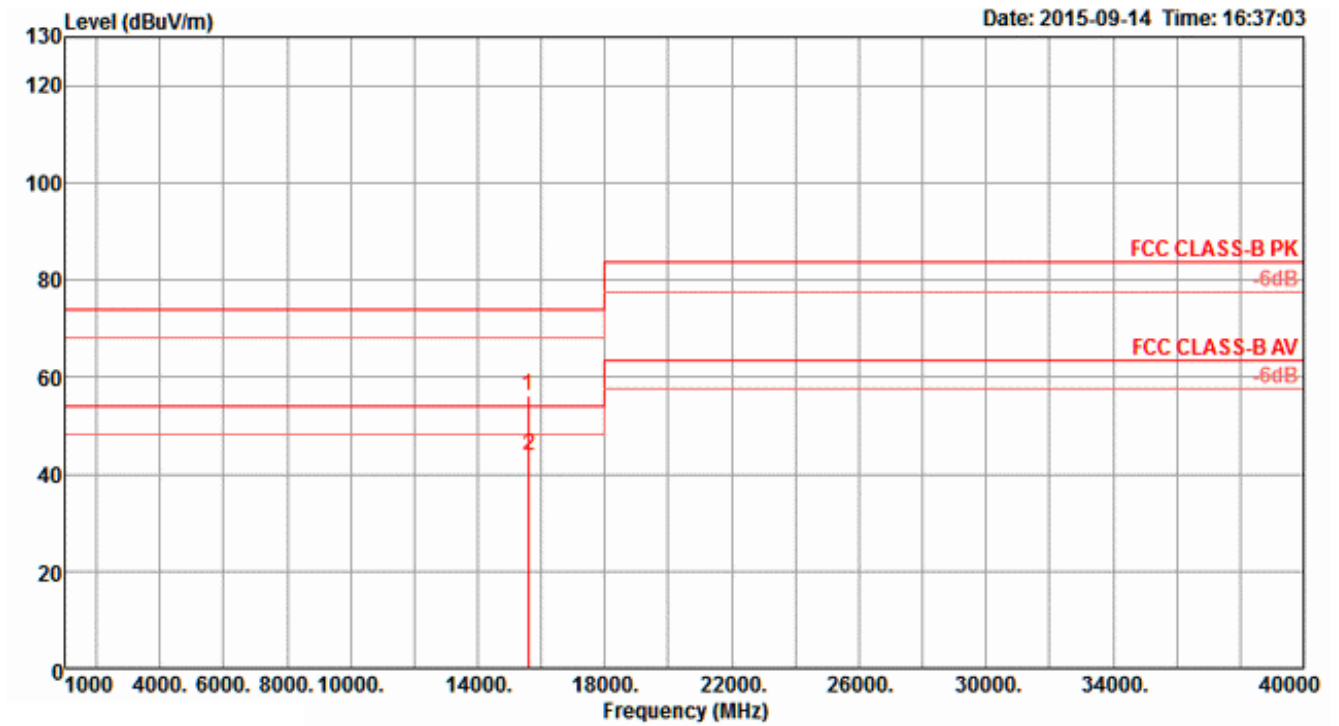
**Vertical**



	Freq	Level	Limit	Over	Read	CableAntenna	Preamp	T/Pos	A/Pos	Remark	Pol/Phase	
	MHz	dBUV/m	dBUV/m	dB	dBuV	Loss	Factor	Factor	deg	cm		
1	15535.48	43.44	54.00	-10.56	32.34	7.56	38.16	34.62	174	174	Average	VERTICAL
2	15539.44	56.57	74.00	-17.43	45.47	7.56	38.16	34.62	174	174	Peak	VERTICAL

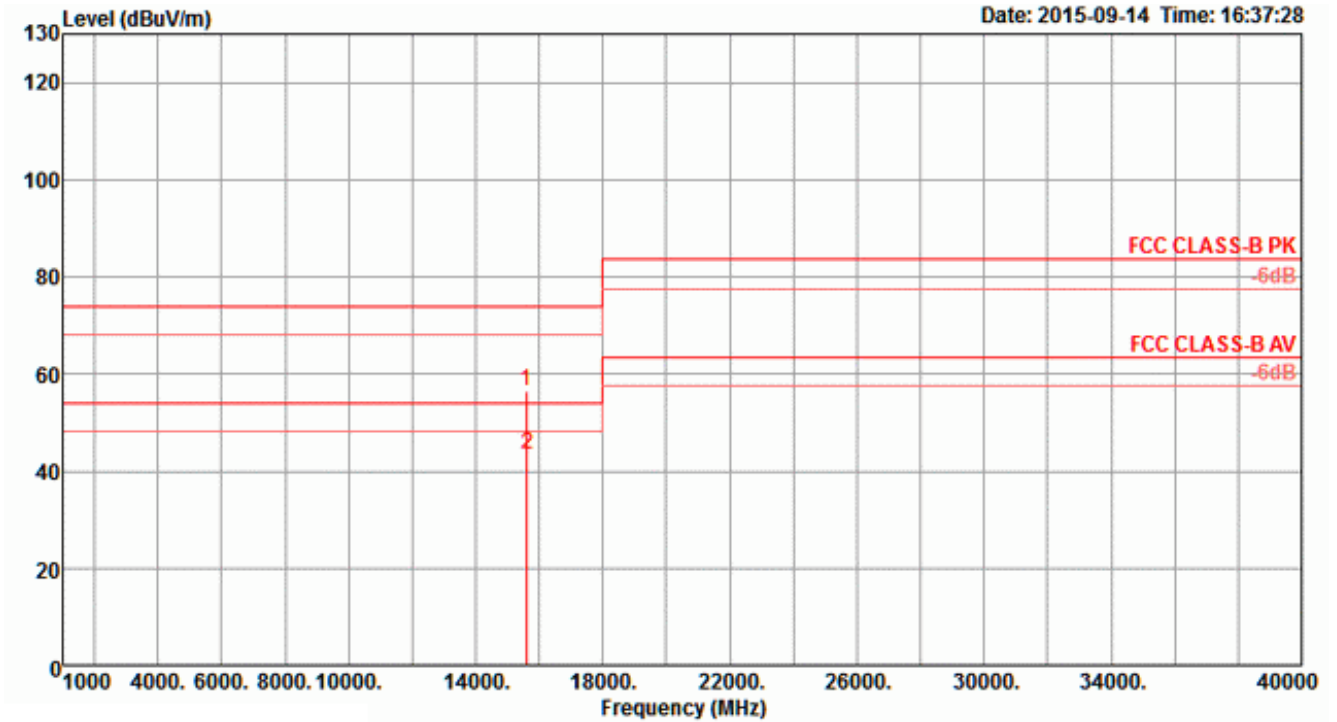
<b>Temperature</b>	26°C	<b>Humidity</b>	57%
<b>Test Engineer</b>	Roki Liu	<b>Configurations</b>	IEEE 802.11ac MCS0/Nss3 VHT20 CH 40 / Chain 5 + Chain 6 + Chain 7 + Chain 8

**Horizontal**



	Freq	Level	Limit	Over	Read	CableAntenna	Preamp	T/Pos	A/Pos	Remark	Pol/Phase	
	MHz	dBUV/m	dBUV/m	dB	dBUV	dB	dB/m	dB	deg	cm		
1	15600.44	55.98	74.00	-18.02	44.80	7.58	38.29	34.69	221	163	Peak	HORIZONTAL
2	15606.28	43.70	54.00	-10.30	32.52	7.58	38.29	34.69	221	163	Average	HORIZONTAL

**Vertical**

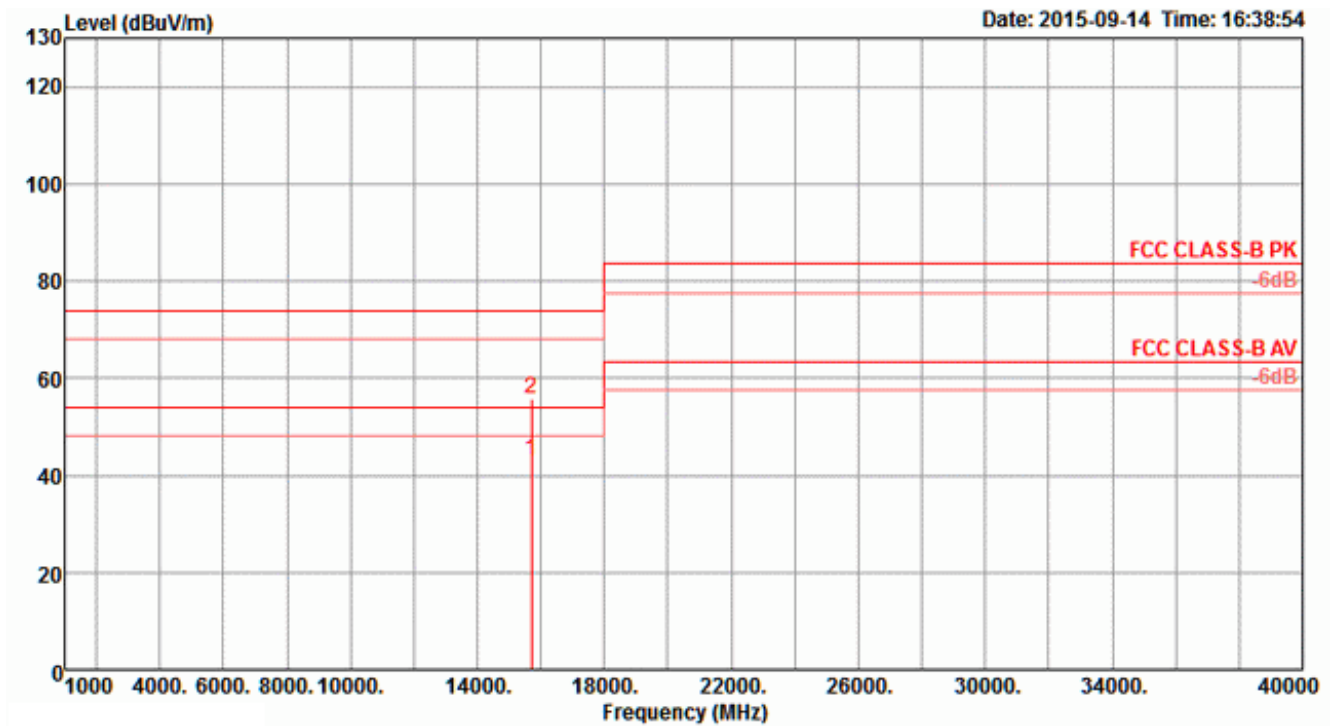


	Freq	Level	Limit	Over	Read	CableAntenna	Preamp	T/Pos	A/Pos	Remark	Pol/Phase
	MHz	dBuV/m	dBuV/m	dB	dBuV	Loss	Factor	Factor	deg	cm	
1	15600.08	56.52	74.00	-17.48	45.34	7.58	38.29	34.69	224	131 Peak	VERTICAL
2	15606.08	43.50	54.00	-10.50	32.32	7.58	38.29	34.69	224	131 Average	VERTICAL



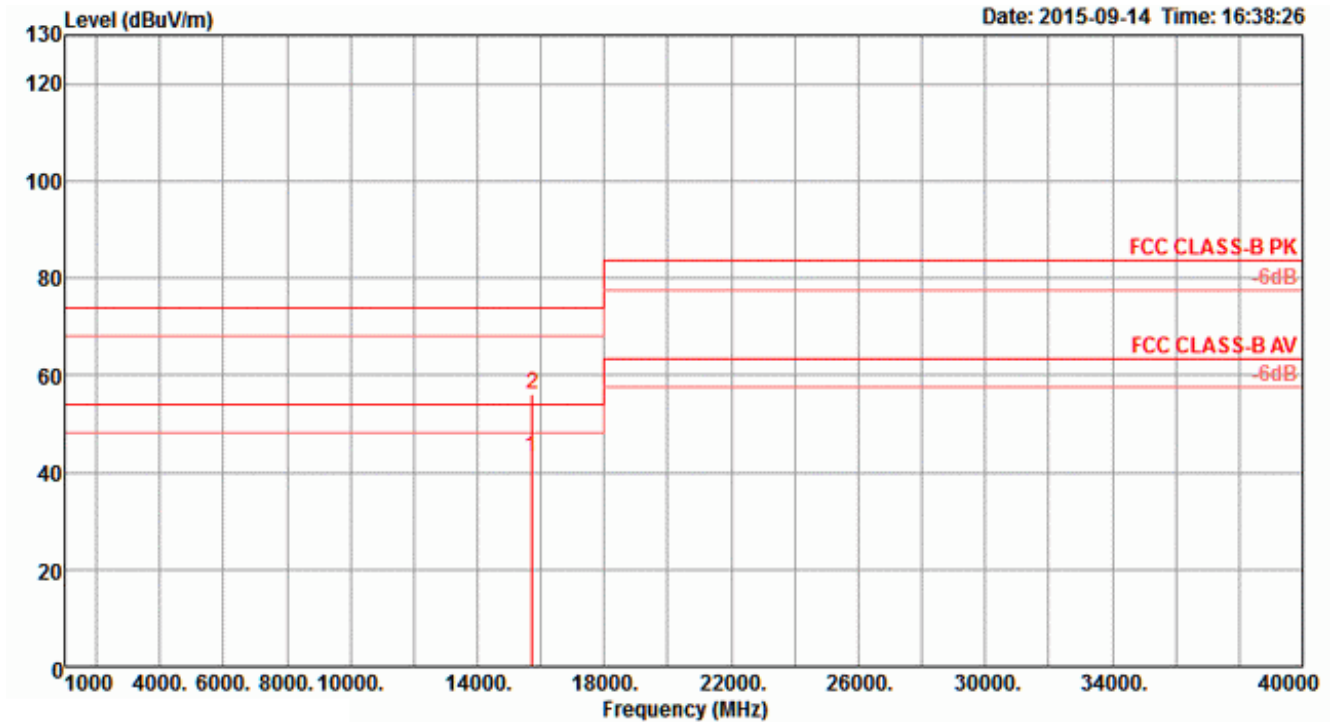
<b>Temperature</b>	26°C	<b>Humidity</b>	57%
<b>Test Engineer</b>	Roki Liu	<b>Configurations</b>	IEEE 802.11ac MCS0/Nss3 VHT20 CH 48 / Chain 5 + Chain 6 + Chain 7 + Chain 8

**Horizontal**



	Freq	Level	Limit	Over	Read	Cable	Antenna	Preamp	T/Pos	A/Pos	Remark	Pol/Phase
	MHz	dBuV/m	dBuV/m	dB	dBuV	dB	dB/m	dB	deg	cm		
1	15712.92	43.09	54.00	-10.91	31.78	7.62	38.47	34.78	226	152	Average	HORIZONTAL
2	15713.92	55.70	74.00	-18.30	44.36	7.62	38.50	34.78	226	152	Peak	HORIZONTAL

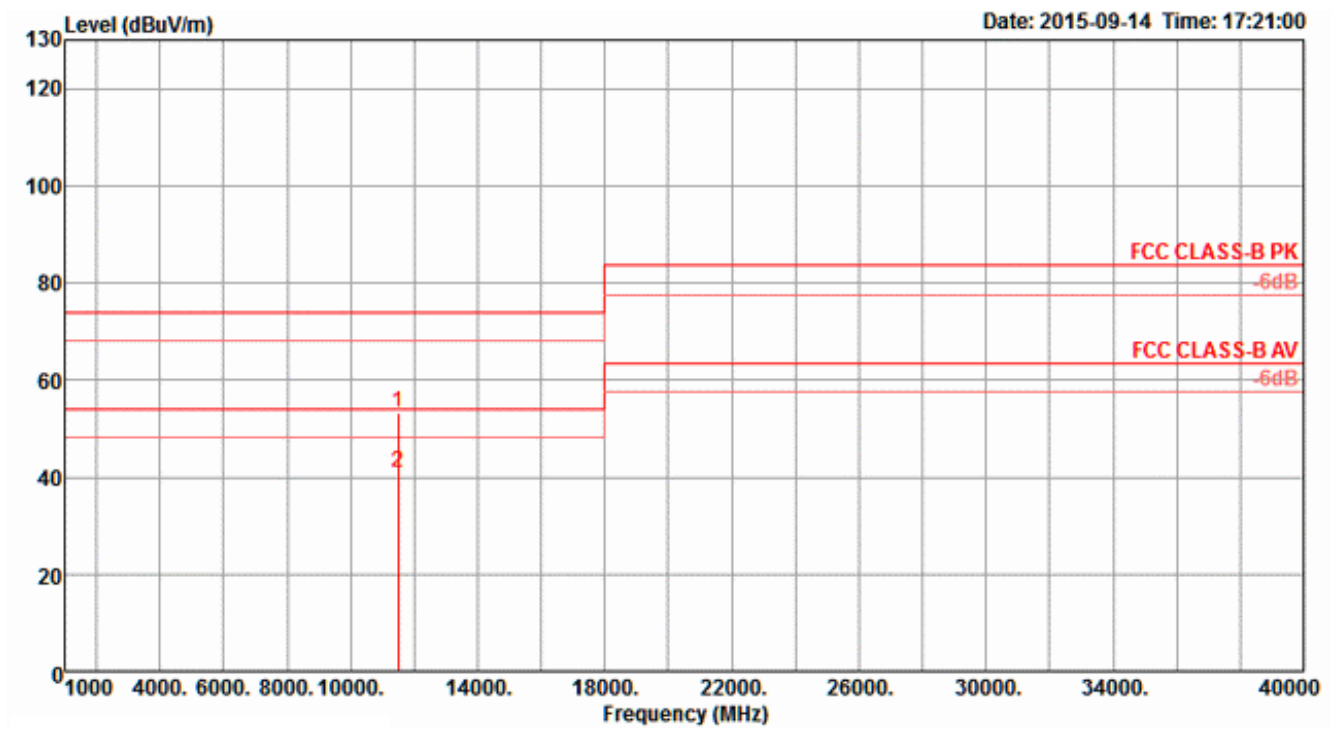
Vertical



	Freq	Level	Limit	Over	Read	CableAntenna	Preamp	T/Pos	A/Pos	Remark	Pol/Phase
	MHz	dBUV/m	dBUV/m	dB	dBuV	Loss	Factor	Factor	deg	cm	
1	15711.24	43.17	54.00	-10.83	31.86	7.62	38.47	34.78	254	161 Average	VERTICAL
2	15716.92	56.07	74.00	-17.93	44.73	7.62	38.50	34.78	254	161 Peak	VERTICAL

<b>Temperature</b>	26°C	<b>Humidity</b>	57%
<b>Test Engineer</b>	Roki Liu	<b>Configurations</b>	IEEE 802.11ac MCS0/Nss3 VHT20 CH 149 / Chain 5 + Chain 6 + Chain 7 + Chain 8

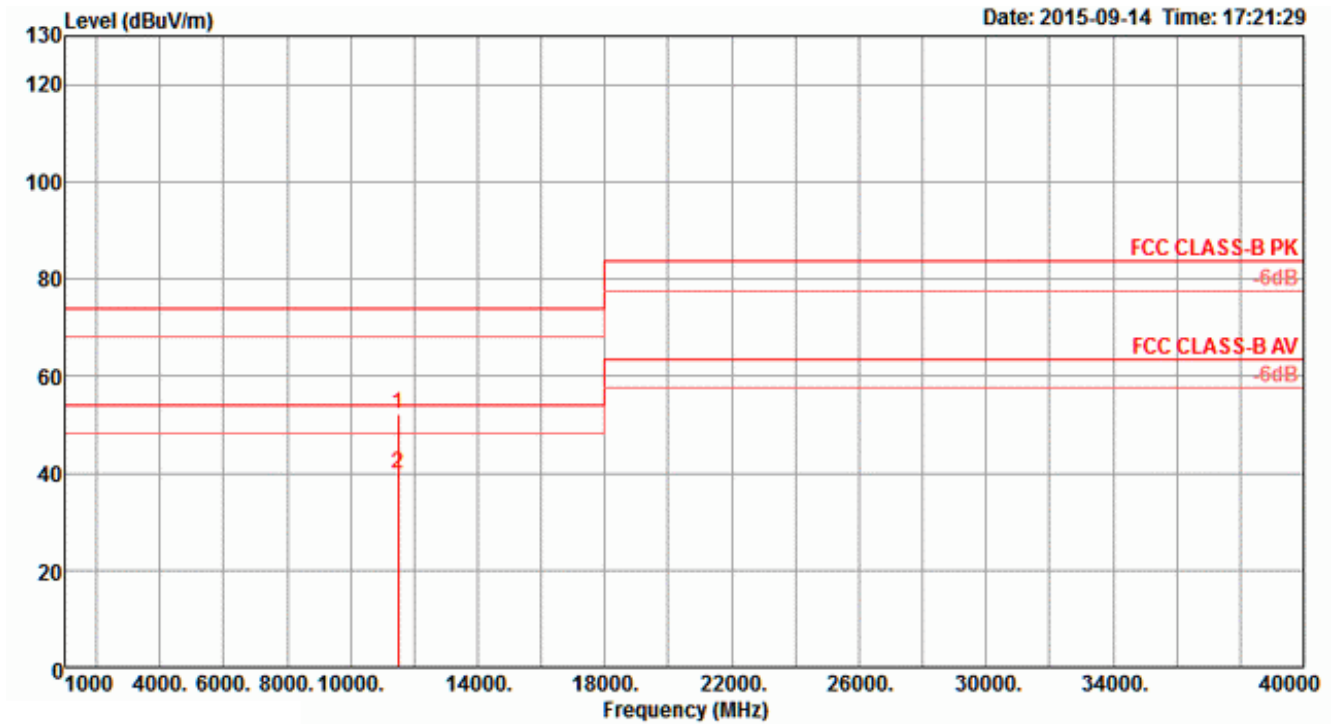
**Horizontal**



	Freq	Level	Limit	Over	Read	CableAntenna	Preamp	T/Pos	A/Pos	Remark	Pol/Phase
	MHz	dBuV/m	dBuV/m	dB	dBuV	dB	dB/m	dB	deg	cm	
1	11489.32	53.31	74.00	-20.69	42.70	6.53	38.70	34.62	123	156 Peak	HORIZONTAL
2	11499.28	40.84	54.00	-13.16	30.22	6.54	38.70	34.62	123	156 Average	HORIZONTAL



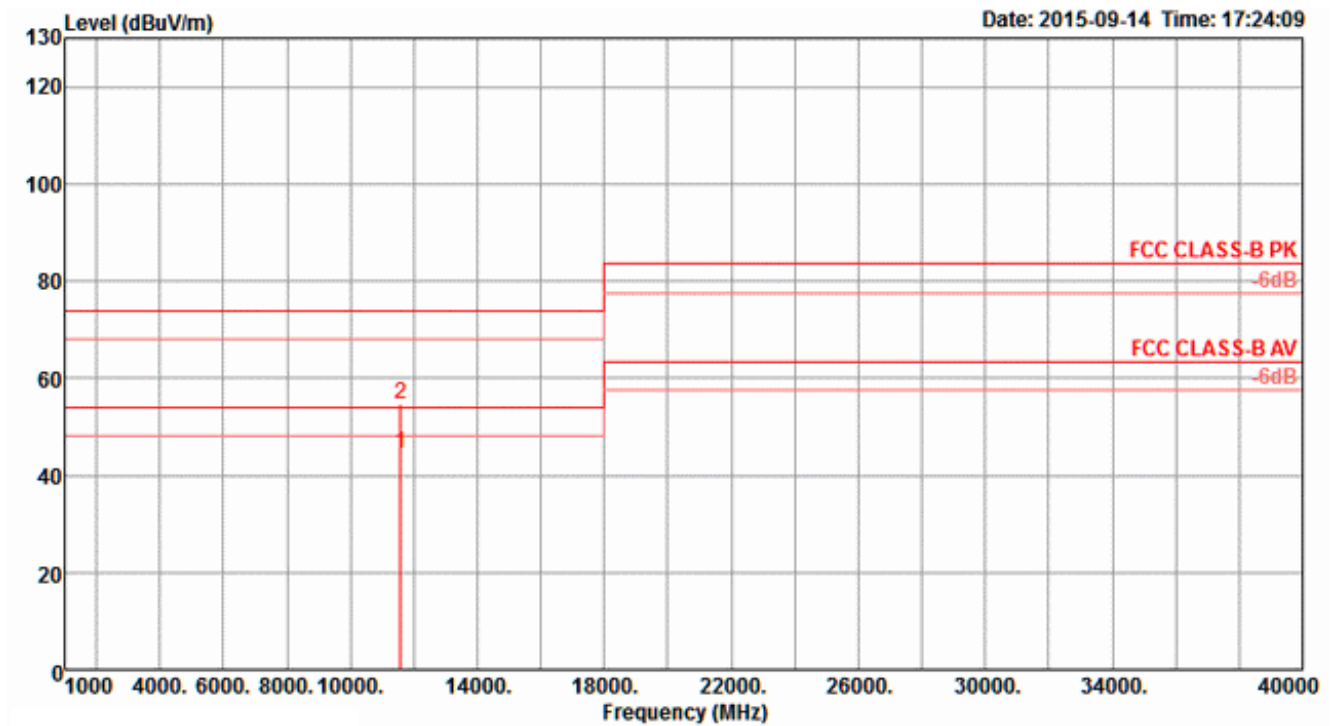
**Vertical**



	Freq	Level	Limit	Over	Read	CableAntenna	Preamp	T/Pos	A/Pos	Remark	Pol/Phase
	MHz	dBuV/m	dBuV/m	dB	dBuV	Loss	Factor	Factor	deg	cm	
1	11488.80	52.12	74.00	-21.88	41.51	6.53	38.70	34.62	143	151 Peak	VERTICAL
2	11497.48	39.66	54.00	-14.34	29.05	6.53	38.70	34.62	143	151 Average	VERTICAL

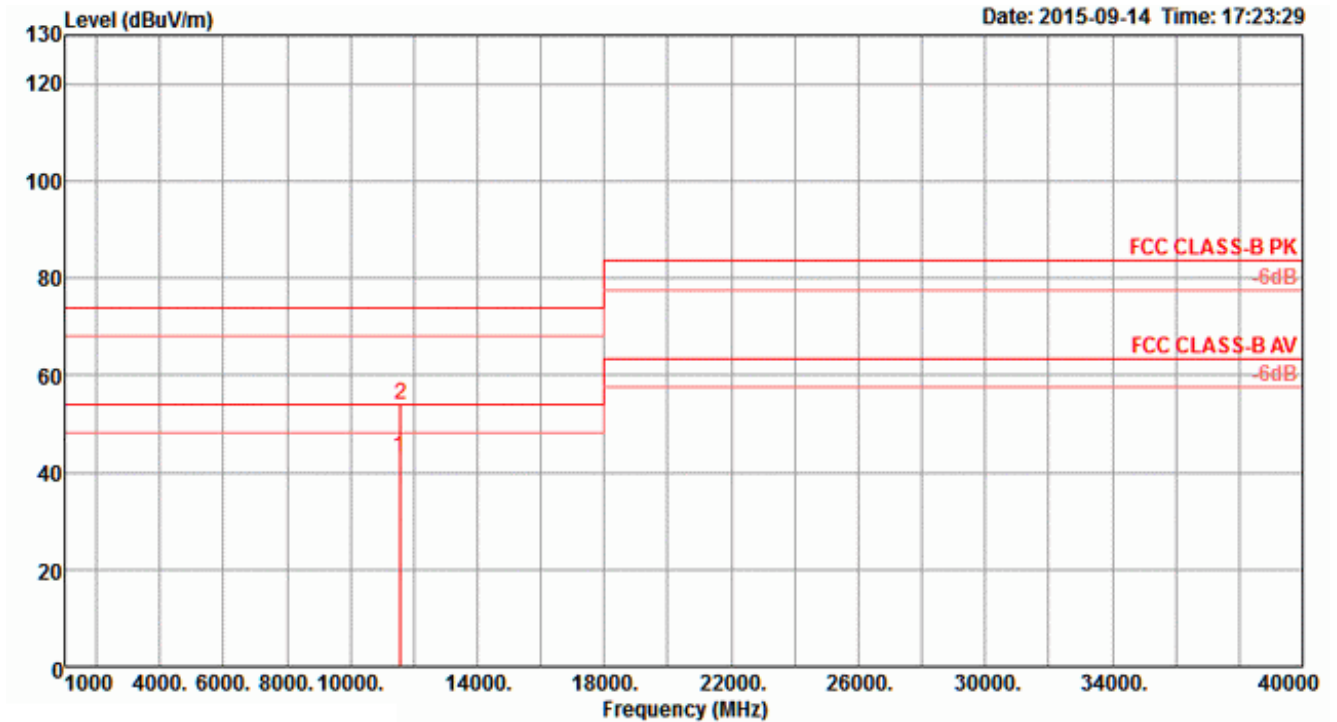
<b>Temperature</b>	26°C	<b>Humidity</b>	57%
<b>Test Engineer</b>	Roki Liu	<b>Configurations</b>	IEEE 802.11ac MCS0/Nss3 VHT20 CH 157 / Chain 5 + Chain 6 + Chain 7 + Chain 8

**Horizontal**



	Freq	Level	Limit	Over	Read	Cable	Antenna	Preamp	T/Pos	A/Pos	Remark	Pol/Phase
	MHz	dBuV/m	dBuV/m	dB	dBuV	dB	dB/m	dB	deg	cm		
1	11566.16	44.43	54.00	-9.57	33.81	6.55	38.71	34.64	182	196	Average	HORIZONTAL
2	11569.04	54.56	74.00	-19.44	43.94	6.55	38.71	34.64	182	196	Peak	HORIZONTAL

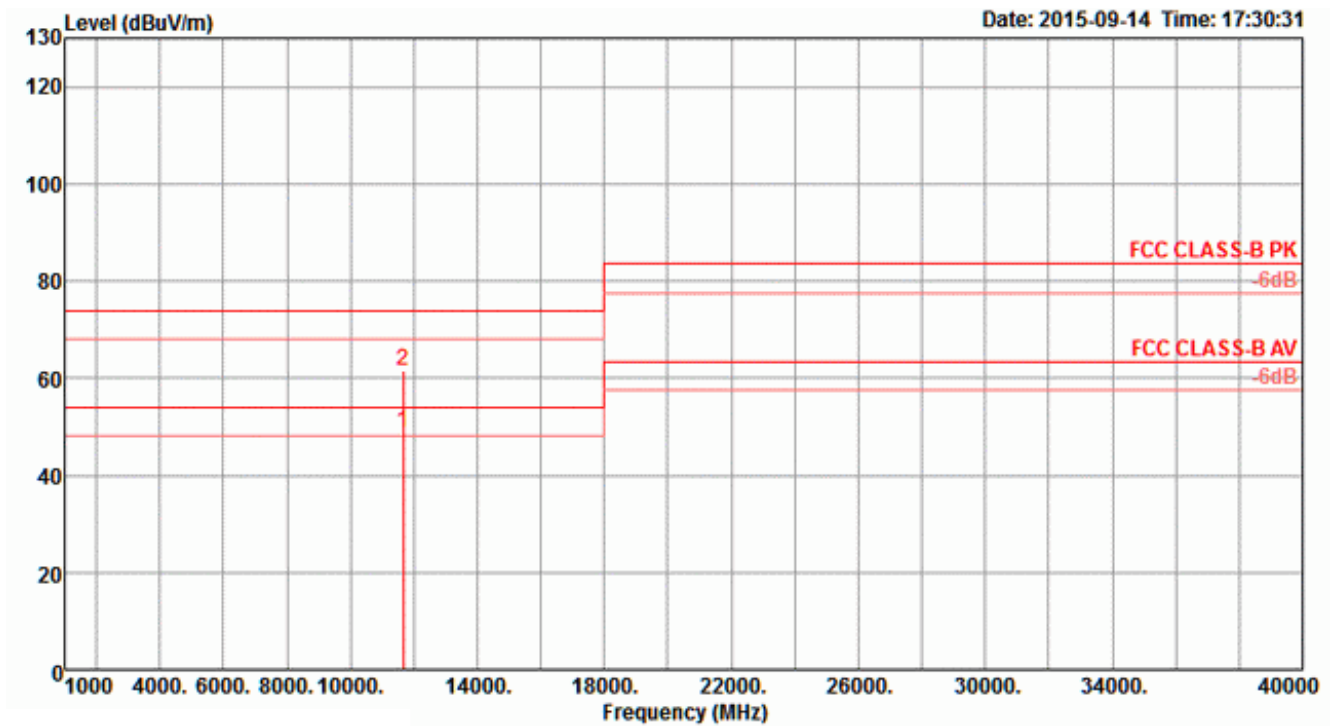
Vertical



	Freq	Level	Limit	Over	Read	CableAntenna	Preamp	T/Pos	A/Pos	Remark	Pol/Phase
	MHz	dBuV/m	dBuV/m	dB	dBuV	Loss	Factor	Factor	deg	cm	
1	11565.12	43.04	54.00	-10.96	32.42	6.55	38.71	34.64	241	214 Average	VERTICAL
2	11568.60	53.98	74.00	-20.02	43.36	6.55	38.71	34.64	241	214 Peak	VERTICAL

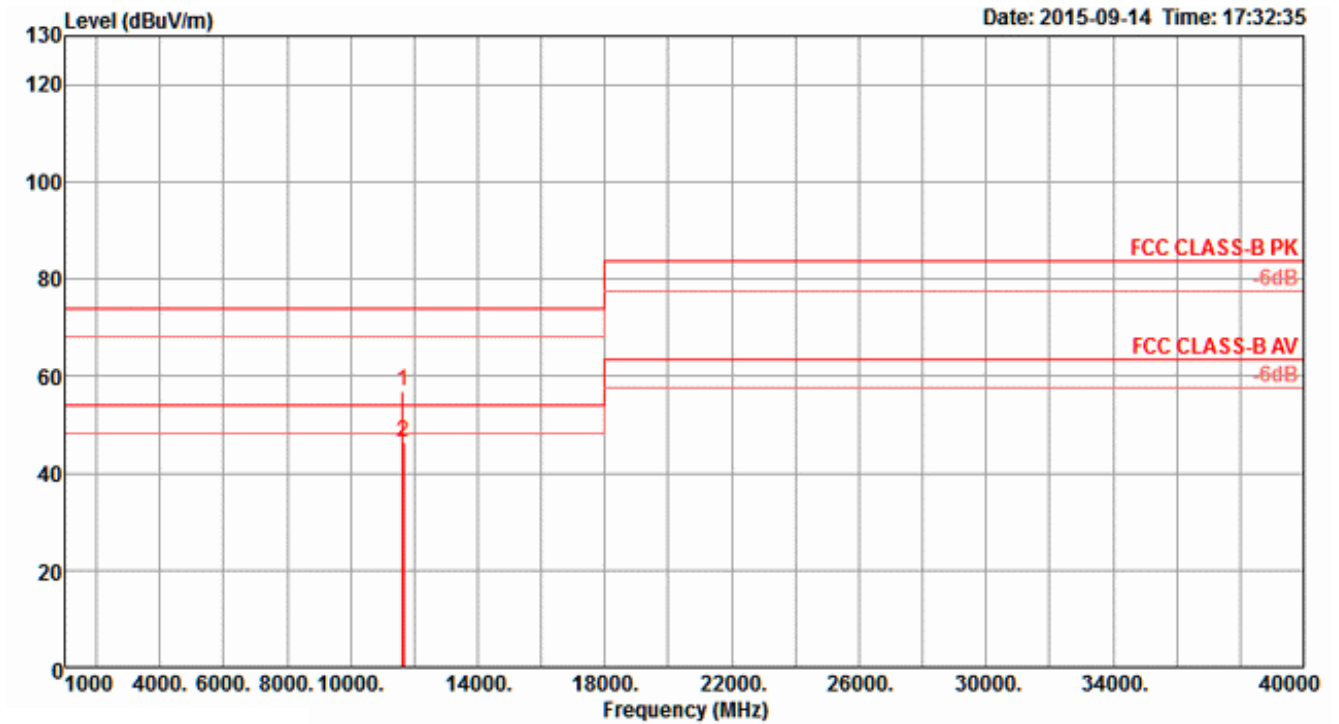
<b>Temperature</b>	26°C	<b>Humidity</b>	57%
<b>Test Engineer</b>	Roki Liu	<b>Configurations</b>	IEEE 802.11ac MCS0/Nss3 VHT20 CH 165 / Chain 5 + Chain 6 + Chain 7 + Chain 8

**Horizontal**



	Freq	Level	Limit	Over	Read	Cable	Antenna	Preamp	T/Pos	A/Pos	Remark	Pol/Phase
	MHz	dBuV/m	dBuV/m	dB	dBuV	dB	dB/m	dB	deg	cm		
1	11650.28	48.84	54.00	-5.16	38.23	6.56	38.73	34.68	83	217	Average	HORIZONTAL
2	11651.88	61.70	74.00	-12.30	51.09	6.56	38.73	34.68	83	217	Peak	HORIZONTAL

**Vertical**

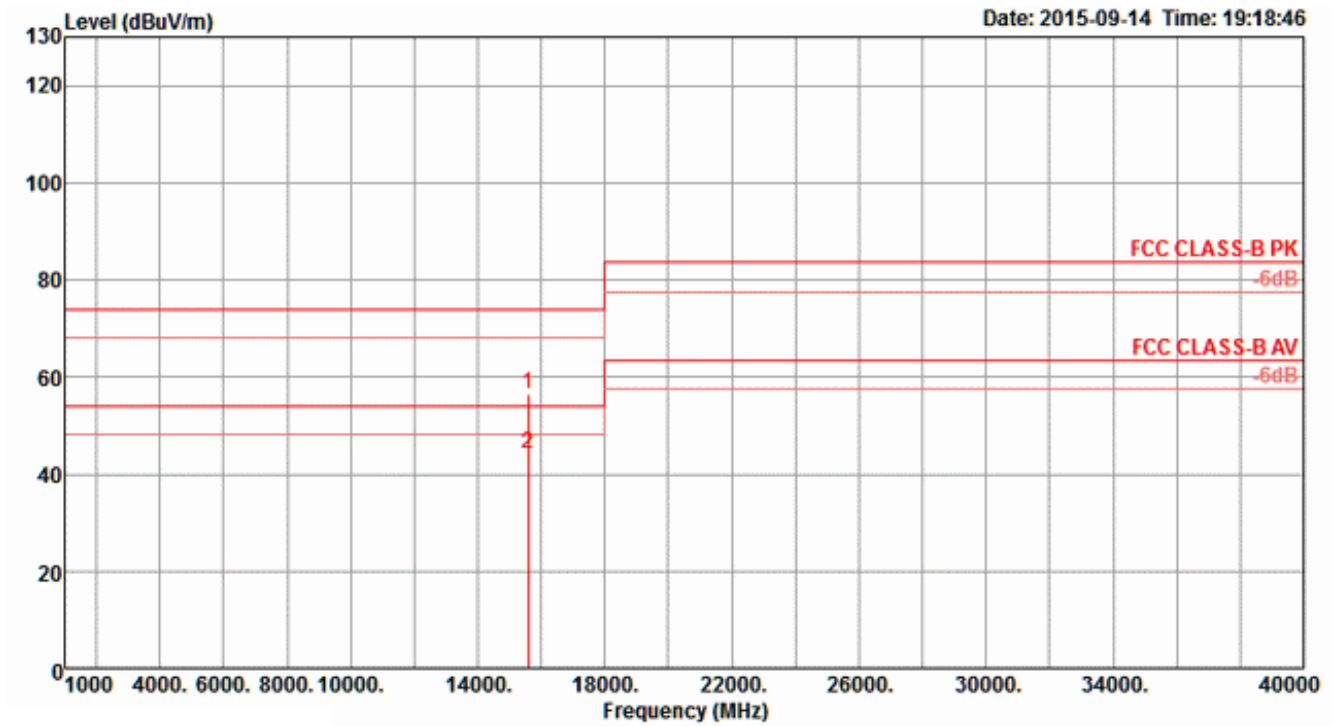


	Freq	Level	Limit	Over	Read	CableAntenna	Preamp	T/Pos	A/Pos	Remark	Pol/Phase
	MHz	dBuV/m	dBuV/m	dB	dBuV	Loss	Factor	Factor	deg	cm	
1	11644.12	56.88	74.00	-17.12	46.26	6.56	38.73	34.67	346	185 Peak	VERTICAL
2	11649.12	46.29	54.00	-7.71	35.68	6.56	38.73	34.68	346	185 Average	VERTICAL



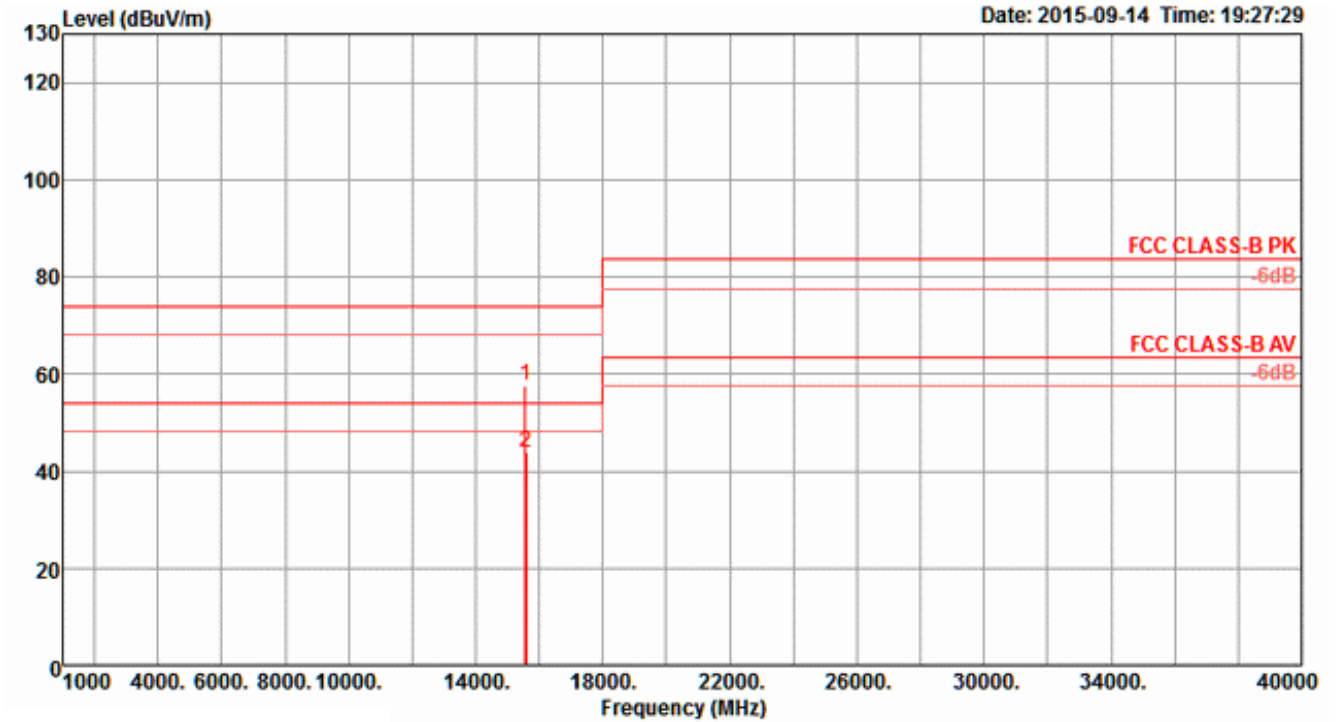
<b>Temperature</b>	26°C	<b>Humidity</b>	57%
<b>Test Engineer</b>	Roki Liu	<b>Configurations</b>	IEEE 802.11ac MCS0/Nss3 VHT40 CH 38 / Chain 5 + Chain 6 + Chain 7 + Chain 8

**Horizontal**



	Freq	Level	Limit	Over	Read	CableAntenna	Preamp	T/Pos	A/Pos	Remark	Pol/Phase
	MHz	dBuV/m	dBuV/m	dB	dBuV	dB	dB/m	dB	deg	cm	
1	15578.50	56.49	74.00	-17.51	45.33	7.57	38.26	34.67	42	184 Peak	HORIZONTAL
2	15594.90	44.03	54.00	-9.97	32.83	7.58	38.29	34.67	42	184 Average	HORIZONTAL

Vertical

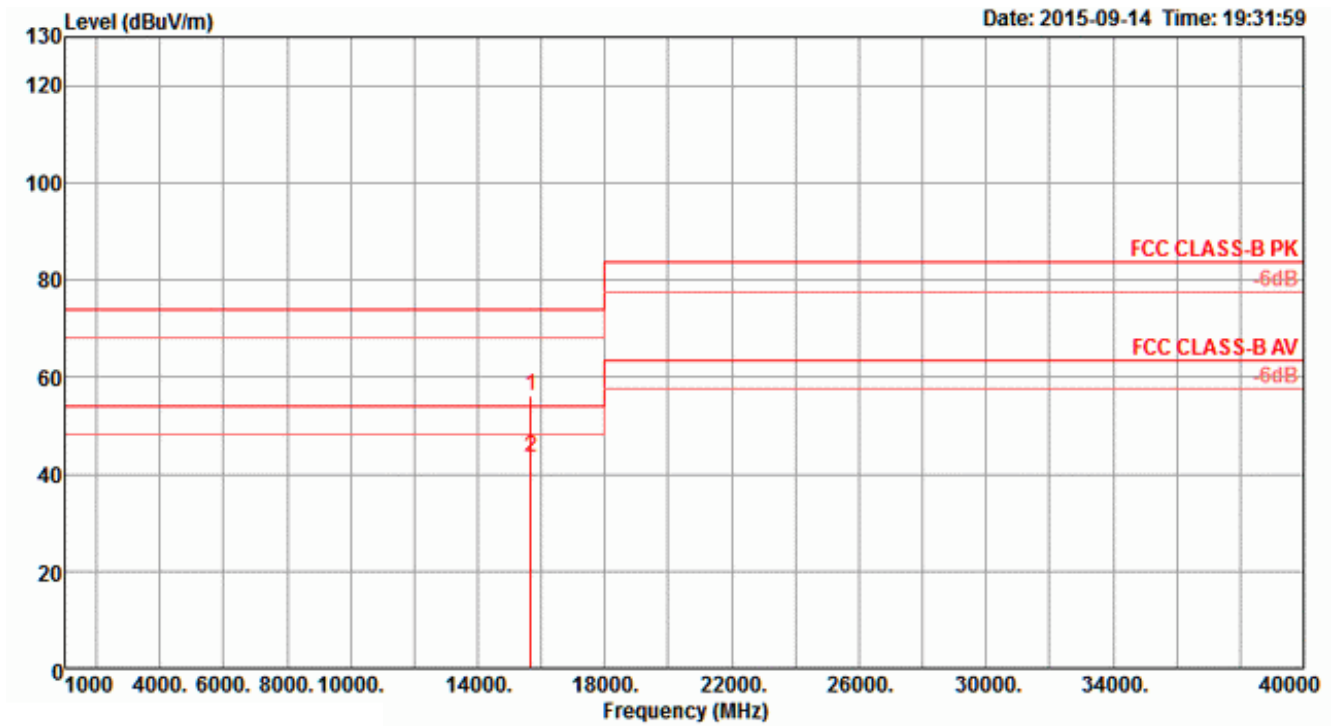


	Freq	Level	Limit	Over	Read	CableAntenna	Preamp	T/Pos	A/Pos	Remark	Pol/Phase	
	MHz	dBuV/m	dBuV/m	dB	dBuV	Loss	Factor	Factor	deg	cm		
1	15564.40	57.40	74.00	-16.60	46.25	7.57	38.22	34.64	321	162	Peak	VERTICAL
2	15589.80	43.90	54.00	-10.10	32.74	7.57	38.26	34.67	321	162	Average	VERTICAL



<b>Temperature</b>	26°C	<b>Humidity</b>	57%
<b>Test Engineer</b>	Roki Liu	<b>Configurations</b>	IEEE 802.11ac MCS0/Nss3 VHT40 CH 46 / Chain 5 + Chain 6 + Chain 7 + Chain 8

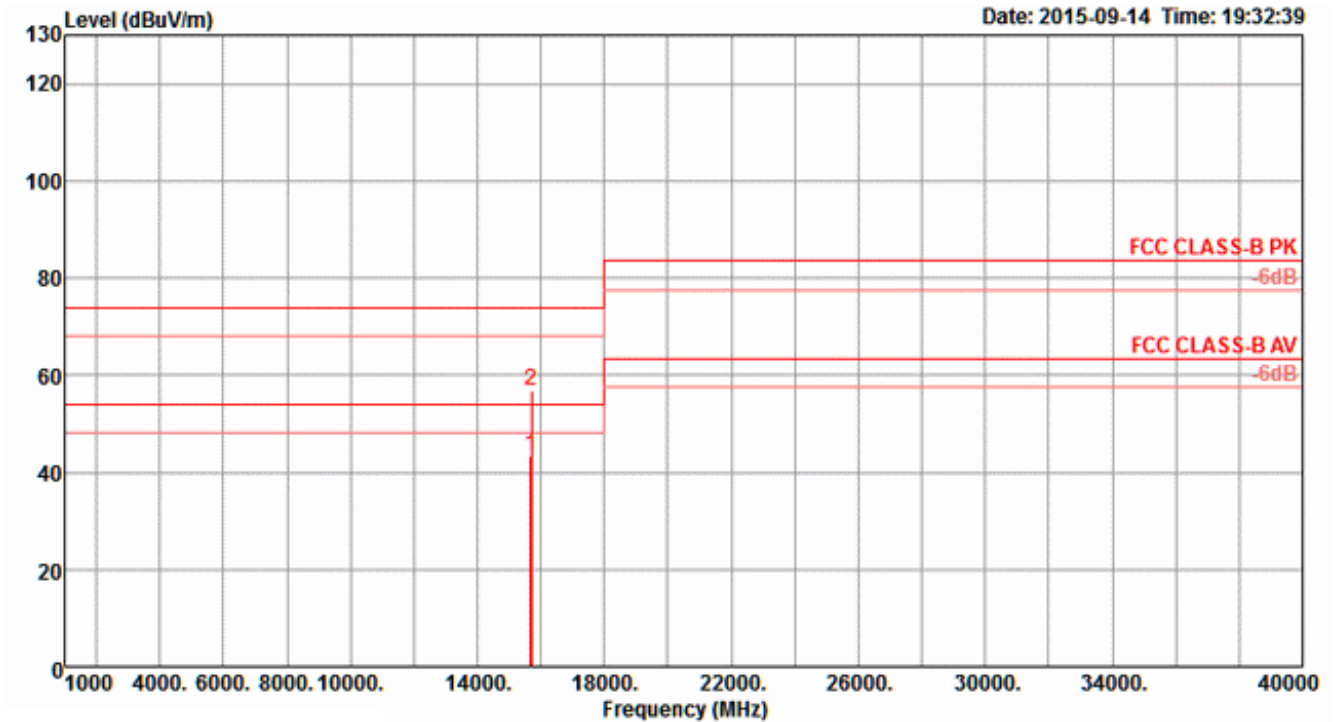
**Horizontal**



	Freq	Level	Limit	Over	Read	CableAntenna	Preamp	T/Pos	A/Pos	Remark	Pol/Phase
	MHz	dBuV/m	dBuV/m	dB	dBuV	dB	dB/m	dB	deg	cm	
1	15674.00	56.27	74.00	-17.73	44.99	7.60	38.41	34.73	233	184 Peak	HORIZONTAL
2	15676.32	43.63	54.00	-10.37	32.37	7.60	38.41	34.75	233	184 Average	HORIZONTAL



**Vertical**

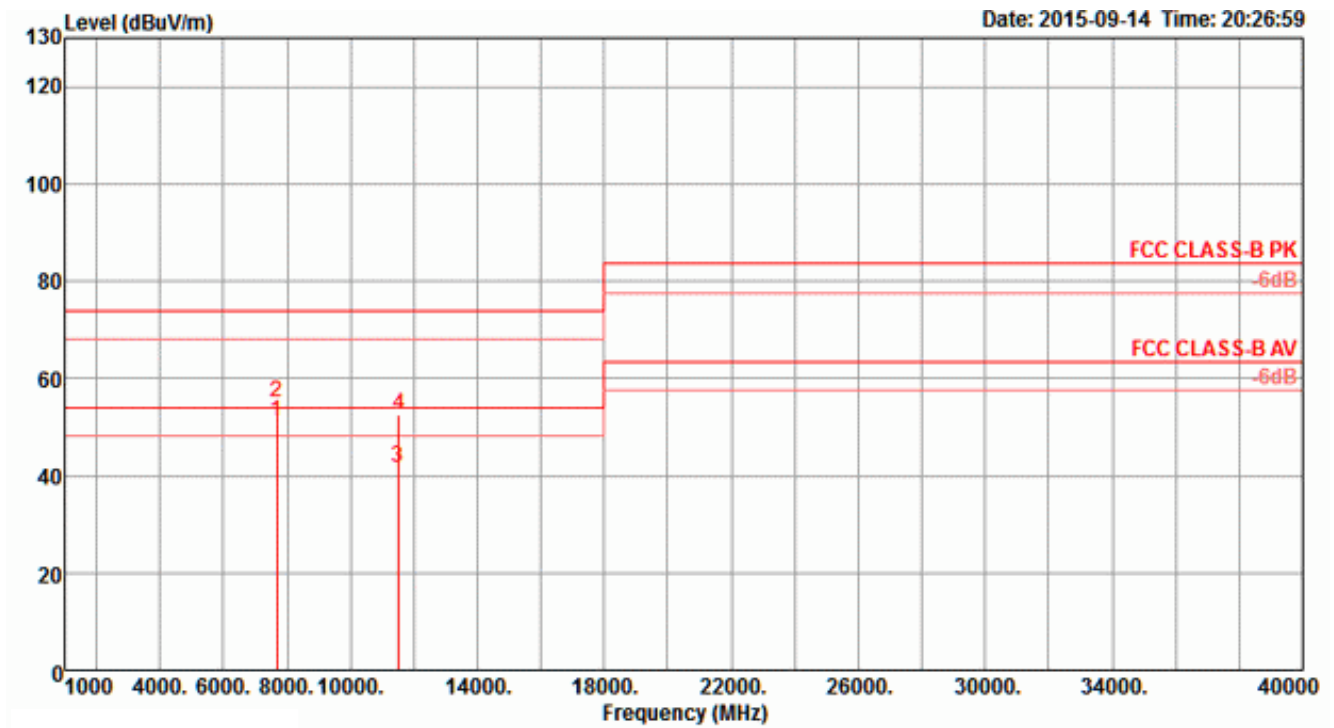


	Freq	Level	Limit	Over	Read	CableAntenna	Preamp	T/Pos	A/Pos	Remark	Pol/Phase	
	MHz	dBuV/m	dBuV/m	dB	dBuV	Loss	Factor	Factor	deg	cm		
1	15686.88	43.60	54.00	-10.40	32.30	7.61	38.44	34.75	160	190	Average	VERTICAL
2	15706.88	56.89	74.00	-17.11	45.58	7.62	38.47	34.78	160	190	Peak	VERTICAL



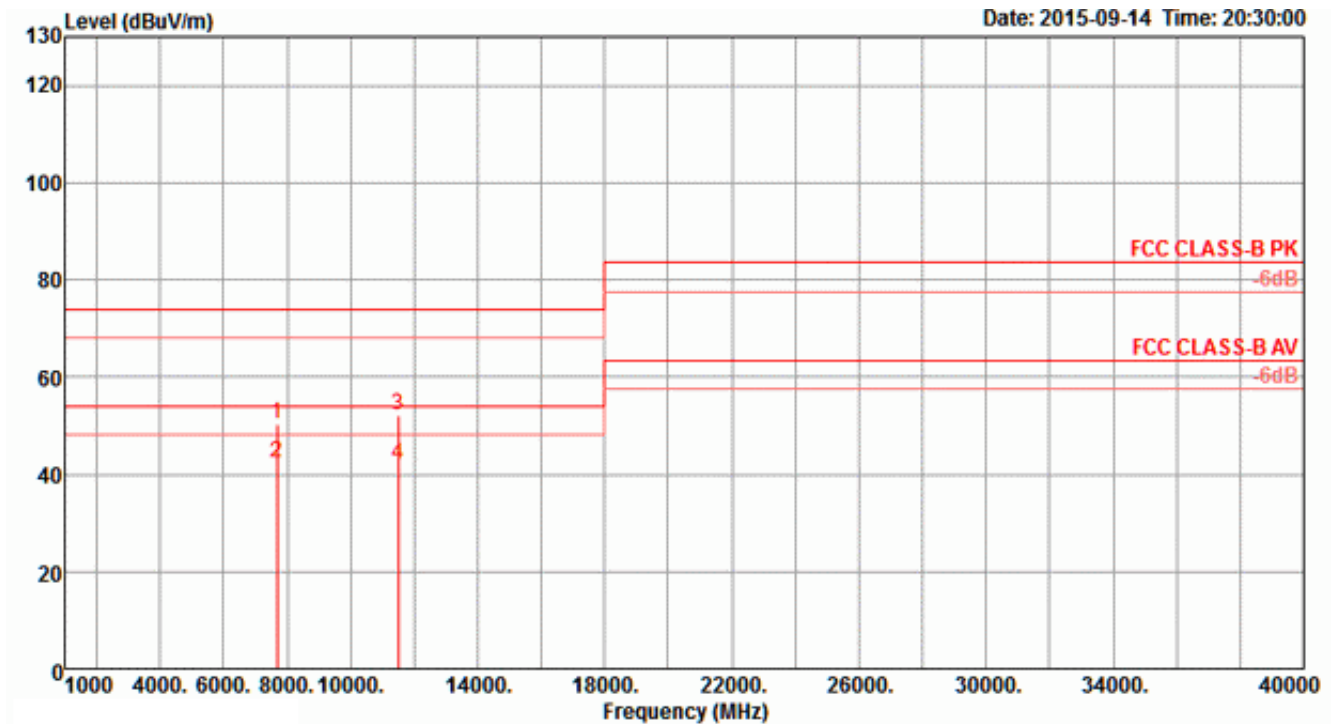
Temperature	26°C	Humidity	57%
Test Engineer	Roki Liu	Configurations	IEEE 802.11ac MCS0/Nss3 VHT40 CH 151 / Chain 5 + Chain 6 + Chain 7 + Chain 8

**Horizontal**



	Freq	Level	Limit	Over	Read	Cable	Antenna	Preamp	T/Pos	A/Pos	Remark	Pol/Phase
	MHz	dBuV/m	dBuV/m	dB	dBuV	dB	dB/m	dB	deg	cm		
1	7673.30	50.93	54.00	-3.07	43.13	5.23	37.43	34.86	283	162	Average	HORIZONTAL
2	7673.36	54.92	74.00	-19.08	47.12	5.23	37.43	34.86	283	162	Peak	HORIZONTAL
3	11504.56	41.66	54.00	-12.34	31.04	6.54	38.70	34.62	254	180	Average	HORIZONTAL
4	11511.24	52.47	74.00	-21.53	41.85	6.54	38.70	34.62	254	180	Peak	HORIZONTAL

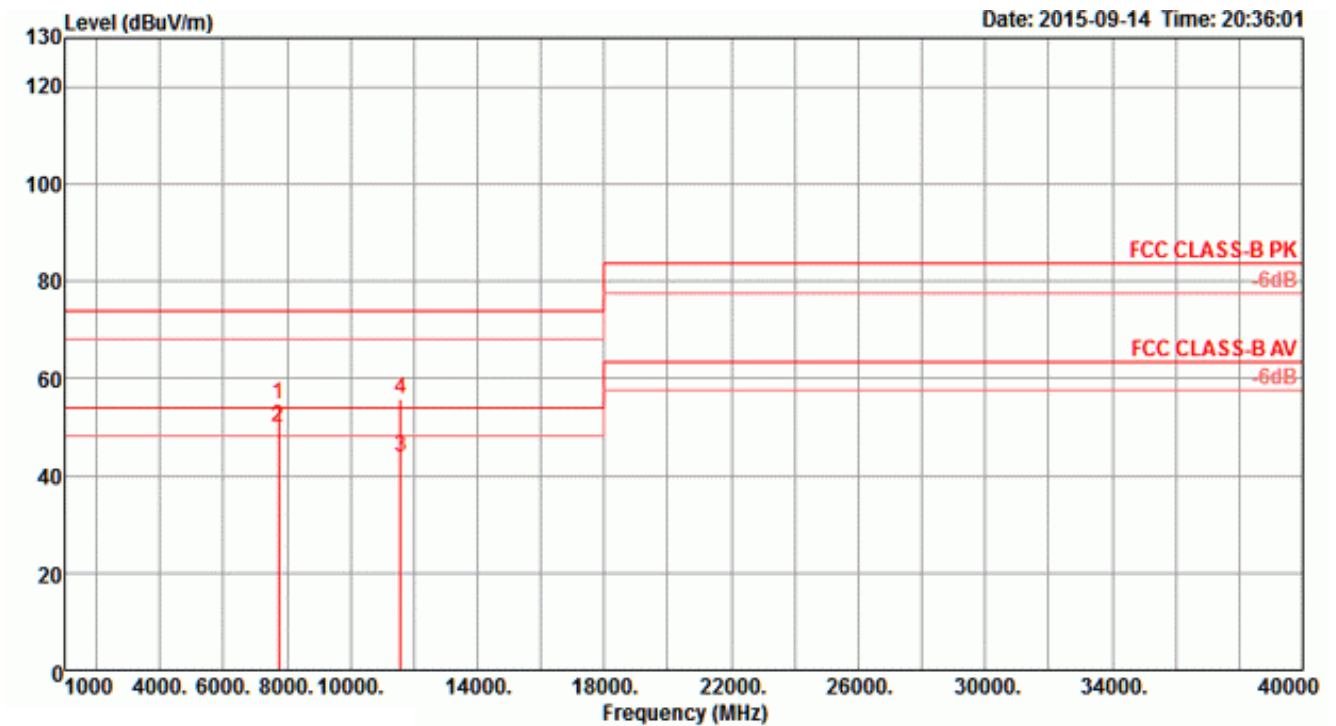
**Vertical**



	Freq	Level	Limit	Over	Read	CableAntenna	Preamp	T/Pos	A/Pos	Remark	Pol/Phase
	MHz	dBuV/m	dBuV/m	dB	dBuV	Loss	Factor	Factor	deg	cm	
1	7673.31	50.30	74.00	-23.70	42.50	5.23	37.43	34.86	22	158 Peak	VERTICAL
2	7673.35	42.34	54.00	-11.66	34.54	5.23	37.43	34.86	22	158 Average	VERTICAL
3	11506.08	52.23	74.00	-21.77	41.61	6.54	38.70	34.62	311	162 Peak	VERTICAL
4	11507.80	41.83	54.00	-12.17	31.21	6.54	38.70	34.62	311	162 Average	VERTICAL

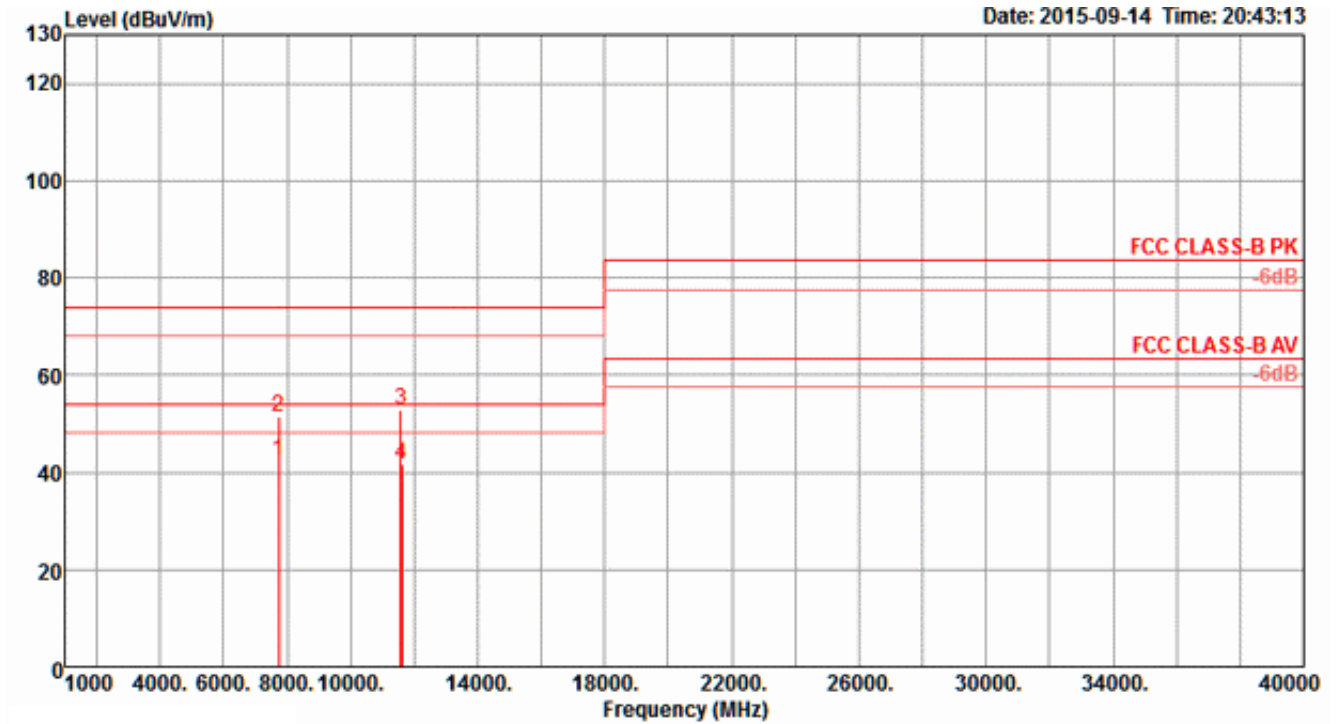
<b>Temperature</b>	26°C	<b>Humidity</b>	57%
<b>Test Engineer</b>	Roki Liu	<b>Configurations</b>	IEEE 802.11ac MCS0/Nss3 VHT40 CH 159 / Chain 5 + Chain 6 + Chain 7 + Chain 8

**Horizontal**



	Freq	Level	Limit	Over	Read	CableAntenna	Preamp	T/Pos	A/Pos	Remark	Pol/Phase
	MHz	dBuV/m	dBuV/m	dB	dBuV	dB	dB/m	dB	deg	cm	
1	7726.65	54.52	74.00	-19.48	46.73	5.26	37.41	34.88	282	157 Peak	HORIZONTAL
2	7726.67	50.13	54.00	-3.87	42.34	5.26	37.41	34.88	282	157 Average	HORIZONTAL
3	11584.48	43.66	54.00	-10.34	33.04	6.55	38.72	34.65	31	160 Average	HORIZONTAL
4	11584.96	55.74	74.00	-18.26	45.12	6.55	38.72	34.65	31	160 Peak	HORIZONTAL

**Vertical**

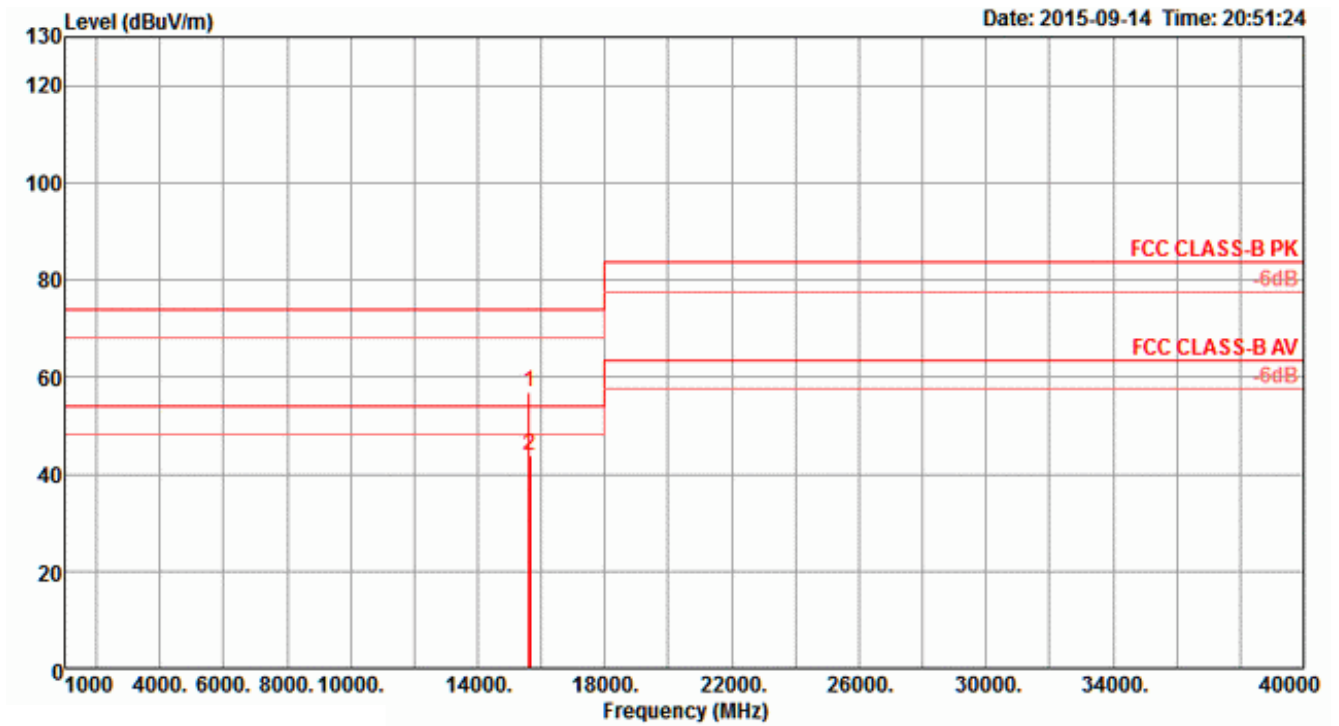


	Freq	Level	Limit	Over	Read	CableAntenna	Preamp	T/Pos	A/Pos	Remark	Pol/Phase
	MHz	dBuV/m	dBuV/m	dB	dBuV	Loss	Factor	Factor	deg	cm	
1	7726.68	42.44	54.00	-11.56	34.65	5.26	37.41	34.88	322	170 Average	VERTICAL
2	7726.72	51.55	74.00	-22.45	43.76	5.26	37.41	34.88	322	170 Peak	VERTICAL
3	11584.64	52.99	74.00	-21.01	42.37	6.55	38.72	34.65	255	149 Peak	VERTICAL
4	11595.60	41.62	54.00	-12.38	31.01	6.55	38.72	34.66	255	149 Average	VERTICAL



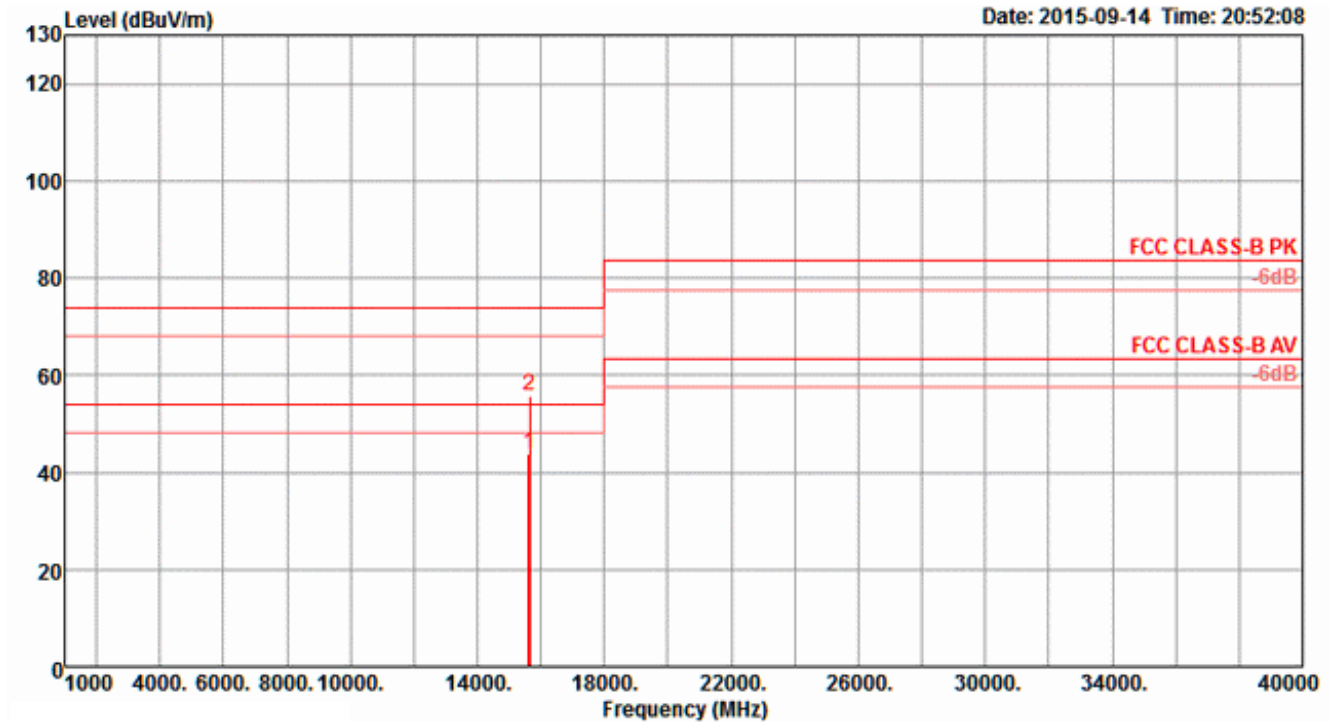
Temperature	26°C	Humidity	57%
Test Engineer	Roki Liu	Configurations	IEEE 802.11ac MCS0/Nss3 VHT80 CH 42 / Chain 5 + Chain 6 + Chain 7 + Chain 8

**Horizontal**



	Freq	Level	Limit	Over	Read	CableAntenna	Preamp	T/Pos	A/Pos	Remark	Pol/Phase
	MHz	dBUV/m	dBUV/m	dB	dBuV	dB	dB/m	dB	deg	cm	
1	15622.52	56.68	74.00	-17.32	45.46	7.59	38.32	34.69	60	188 Peak	HORIZONTAL
2	15632.28	43.70	54.00	-10.30	32.47	7.59	38.35	34.71	60	188 Average	HORIZONTAL

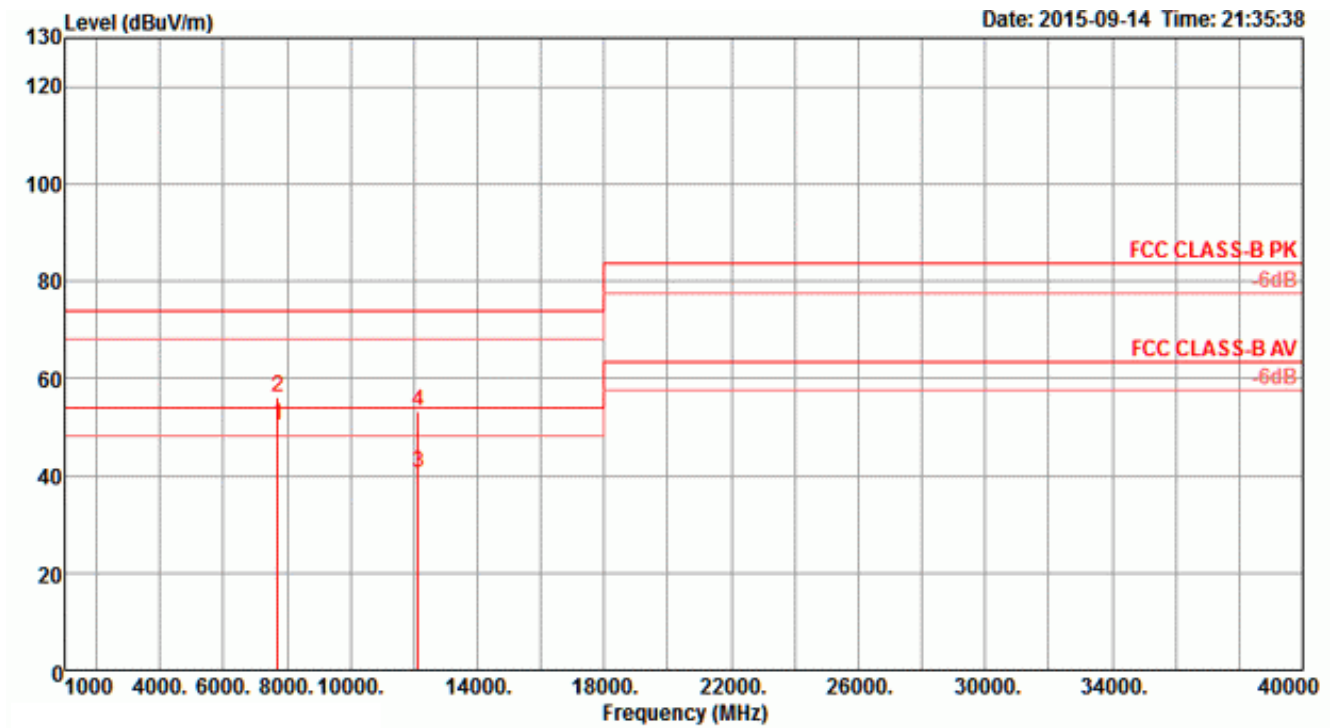
Vertical



	Freq	Level	Limit	Over	Read	CableAntenna	Preamp	T/Pos	A/Pos	Remark	Pol/Phase	
	MHz	dBUV/m	dBUV/m	dB	dBuV	Loss	Factor	Factor	deg	cm		
1	15630.24	43.80	54.00	-10.20	32.57	7.59	38.35	34.71	144	159	Average	VERTICAL
2	15636.88	55.93	74.00	-18.07	44.70	7.59	38.35	34.71	144	159	Peak	VERTICAL

<b>Temperature</b>	26°C	<b>Humidity</b>	57%
<b>Test Engineer</b>	Roki Liu	<b>Configurations</b>	IEEE 802.11ac MCS0/Nss3 VHT80 CH 155 / Chain 5 + Chain 6 + Chain 7 + Chain 8

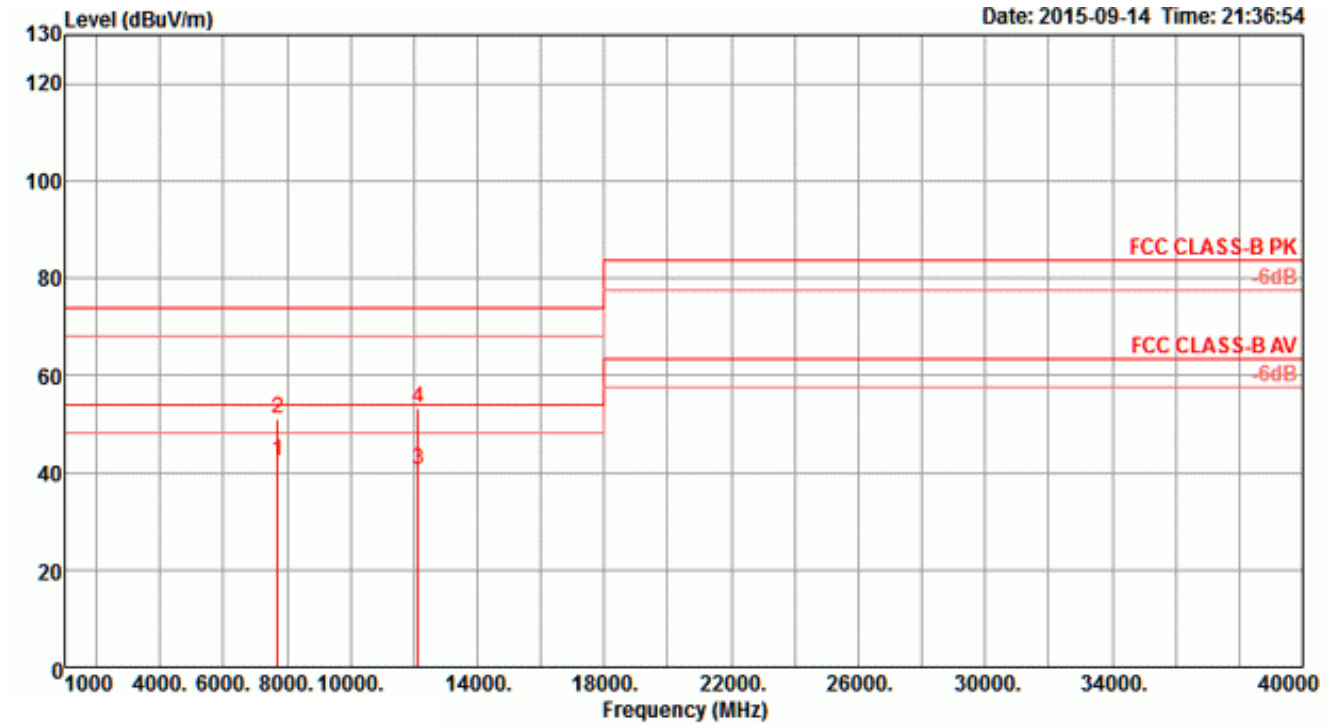
**Horizontal**



	Freq	Level	Limit	Over	Read	CableAntenna	Preamp	T/Pos	A/Pos	Remark	Pol/Phase
	MHz	dBuV/m	dBuV/m	dB	dBuV	dB	dB/m	dB	deg	cm	
1	7700.00	50.42	54.00	-3.58	42.63	5.24	37.42	34.87	281	161 Average	HORIZONTAL
2	7700.19	56.08	74.00	-17.92	48.29	5.24	37.42	34.87	281	161 Peak	HORIZONTAL
3	12120.26	40.38	54.00	-13.62	29.59	6.64	38.90	34.75	249	174 Average	HORIZONTAL
4	12133.74	53.41	74.00	-20.59	42.60	6.64	38.91	34.74	249	174 Peak	HORIZONTAL



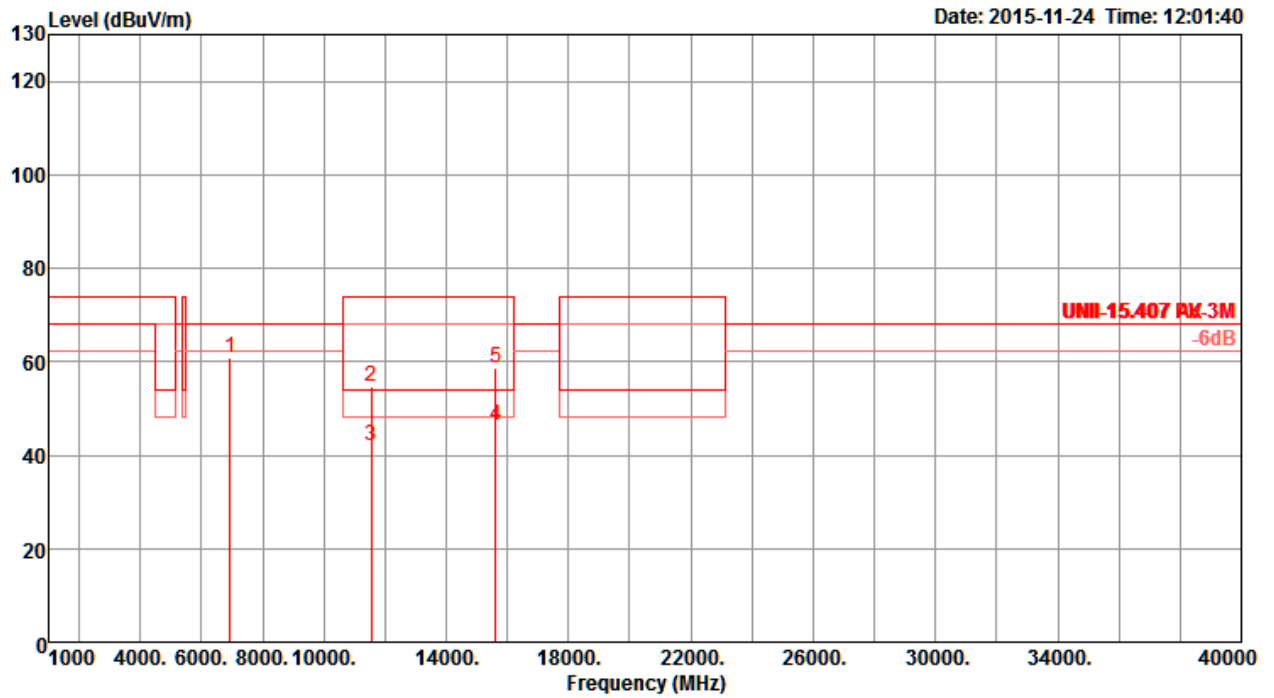
**Vertical**



	Freq	Level	Limit	Over	Read	Cable	Antenna	Preamp	T/Pos	A/Pos	Remark	Pol/Phase
	MHz	dBuV/m	dBuV/m	dB	dBuV	dB	dB/m	dB	deg	cm		
1	7700.02	42.31	54.00	-11.69	34.52	5.24	37.42	34.87	4	162	Average	VERTICAL
2	7700.12	51.23	74.00	-22.77	43.44	5.24	37.42	34.87	4	162	Peak	VERTICAL
3	12129.50	40.60	54.00	-13.40	29.80	6.64	38.91	34.75	202	159	Average	VERTICAL
4	12131.90	53.16	74.00	-20.84	42.35	6.64	38.91	34.74	202	159	Peak	VERTICAL

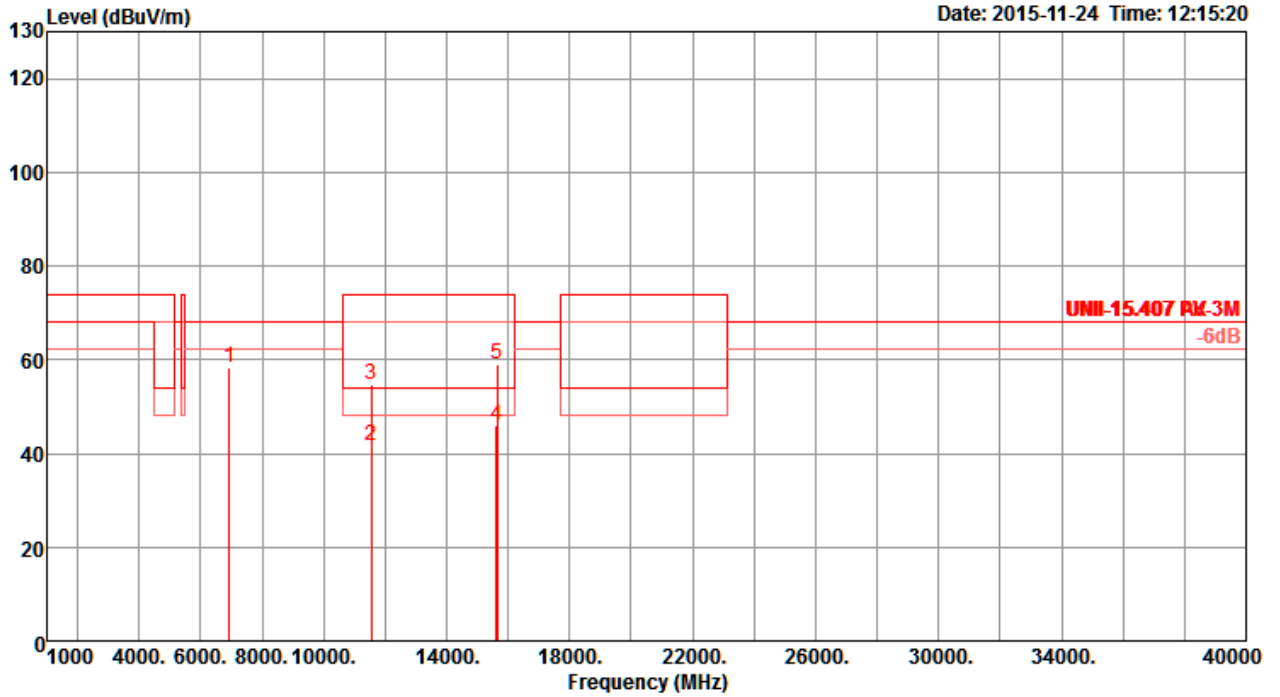
Temperature	26°C	Humidity	57%
Test Engineer	Roki Liu	Configurations	IEEE 802.11ac MCS0/Nss1 VHT80+80 Type 1 / CH 42+155 / Chain 5 + Chain 6 + Chain 7 + Chain 8

**Horizontal**



	Freq	Level	Limit	Over	Read	CableAntenna	Preamp	T/Pos	A/Pos	Remark	Pol/Phase
	MHz	dBuV/m	dBuV/m	dB	dBuV	dB	dB/m	deg	cm		
1	6946.70	61.01	68.20	-7.19	51.62	7.36	36.72	34.69	65	175 Peak	HORIZONTAL
2	11547.44	54.73	74.00	-19.27	41.18	9.69	38.51	34.65	27	166 Peak	HORIZONTAL
3	11554.94	42.09	54.00	-11.91	28.50	9.71	38.53	34.65	27	166 Average	HORIZONTAL
4	15627.08	46.23	54.00	-7.77	31.17	11.50	38.29	34.73	121	198 Average	HORIZONTAL
5	15630.32	58.60	74.00	-15.40	43.54	11.50	38.29	34.73	121	198 Peak	HORIZONTAL

**Vertical**

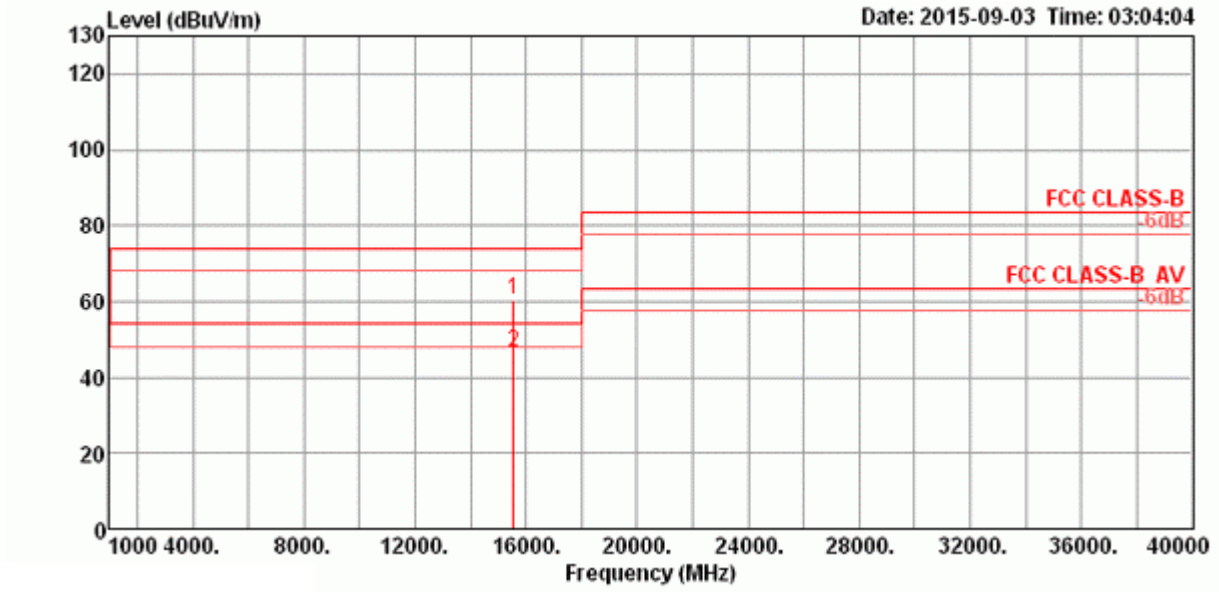


	Freq	Level	Limit	Over	Read	Cable	Antenna	Preamp	T/Pos	A/Pos	Remark	Pol/Phase
	MHz	dBuV/m	dBuV/m	dB	dBuV	dB	dB/m	dB	deg	cm		
1	6946.68	58.36	68.20	-9.84	48.97	7.36	36.72	34.69	310	205	Peak	VERTICAL
2	11549.94	41.60	54.00	-12.40	28.05	9.69	38.51	34.65	145	220	Average	VERTICAL
3	11554.24	54.82	74.00	-19.18	41.23	9.71	38.53	34.65	145	220	Peak	VERTICAL
4	15629.60	46.12	54.00	-7.88	31.06	11.50	38.29	34.73	75	177	Average	VERTICAL
5	15631.96	59.19	74.00	-14.81	44.13	11.50	38.29	34.73	75	177	Peak	VERTICAL

<For Radio 3 Mode>

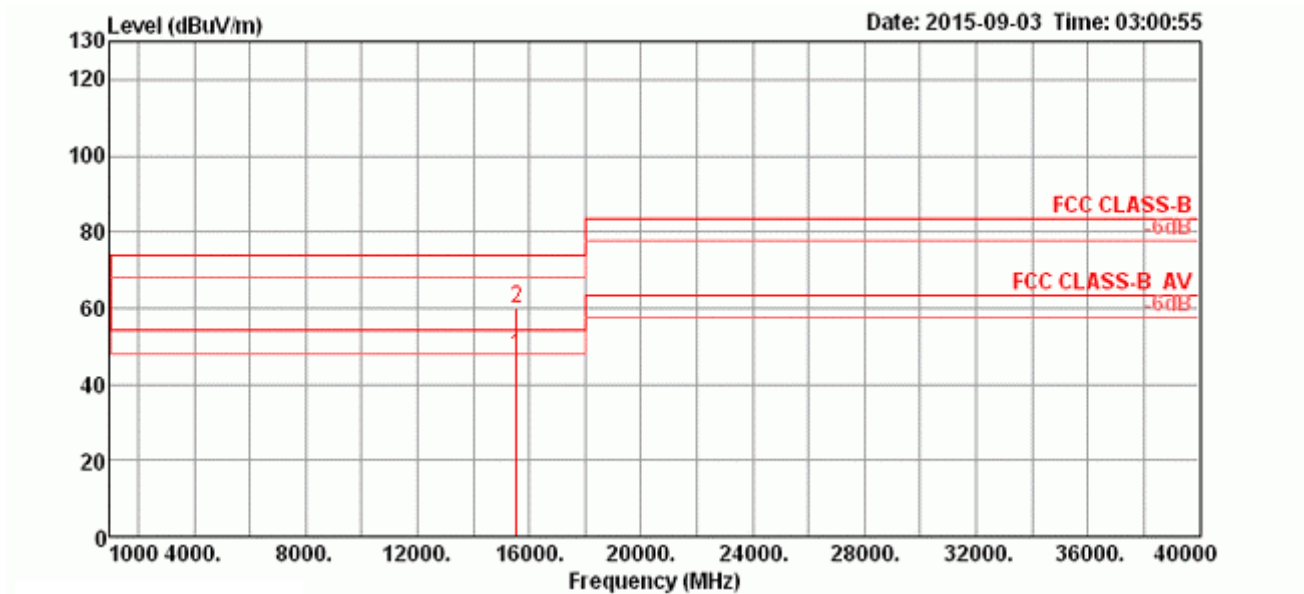
Temperature	26°C	Humidity	57%
Test Engineer	Roki Liu	Configurations	IEEE 802.11a CH 36 / Chain 9

Horizontal



	Freq	Level	Limit Line	Over Limit	Read Level	Cable Loss	Antenna Factor	Preamp Factor	A/Pos	T/Pos	Remark	Pol/Phase
	MHz	dBuV/m	dBuV/m	dB	dBuV	dB	dB/m	dB	cm	deg		
1	15537.22	60.63	74.00	-13.37	43.61	12.58	38.14	33.70	171	267	Peak	HORIZONTAL
2	15537.35	46.42	54.00	-7.58	29.40	12.58	38.14	33.70	171	267	Average	HORIZONTAL

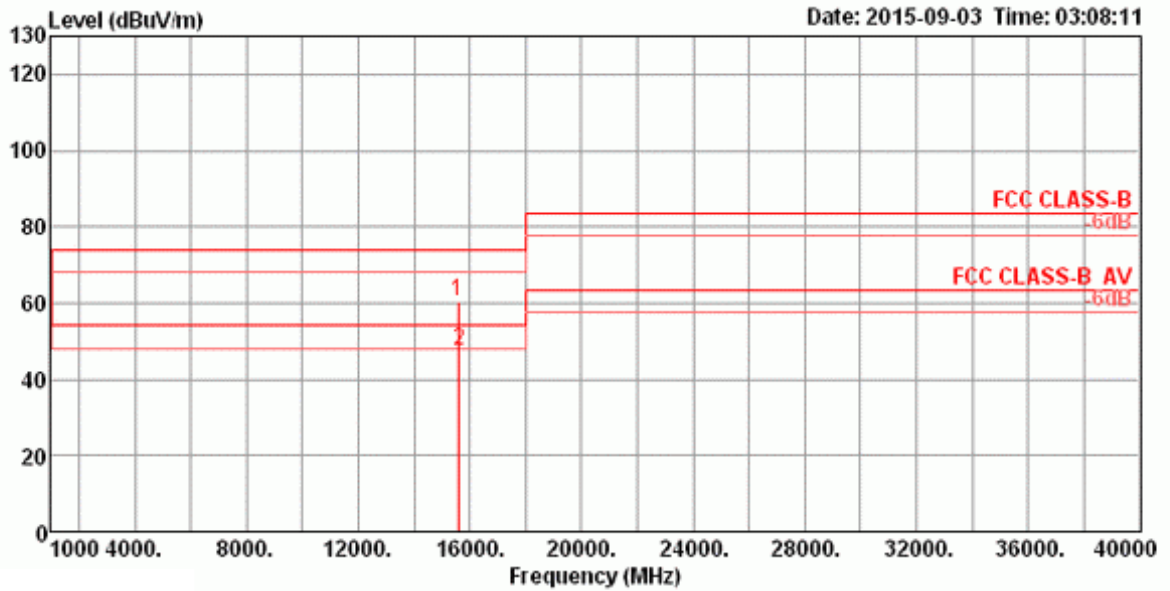
**Vertical**



	Freq	Level	Limit	Over	Read	CableAntenna	Preamp	A/Pos	T/Pos	Remark	Pol/Phase
	MHz	dBUV/m	dBUV/m	dB	dBUV	dB	dB/m	dB	cm	deg	
1	15536.25	47.60	54.00	-6.40	30.58	12.58	38.14	33.70	194	319 Average	VERTICAL
2	15543.20	59.75	74.00	-14.25	42.73	12.58	38.14	33.70	194	319 Peak	VERTICAL

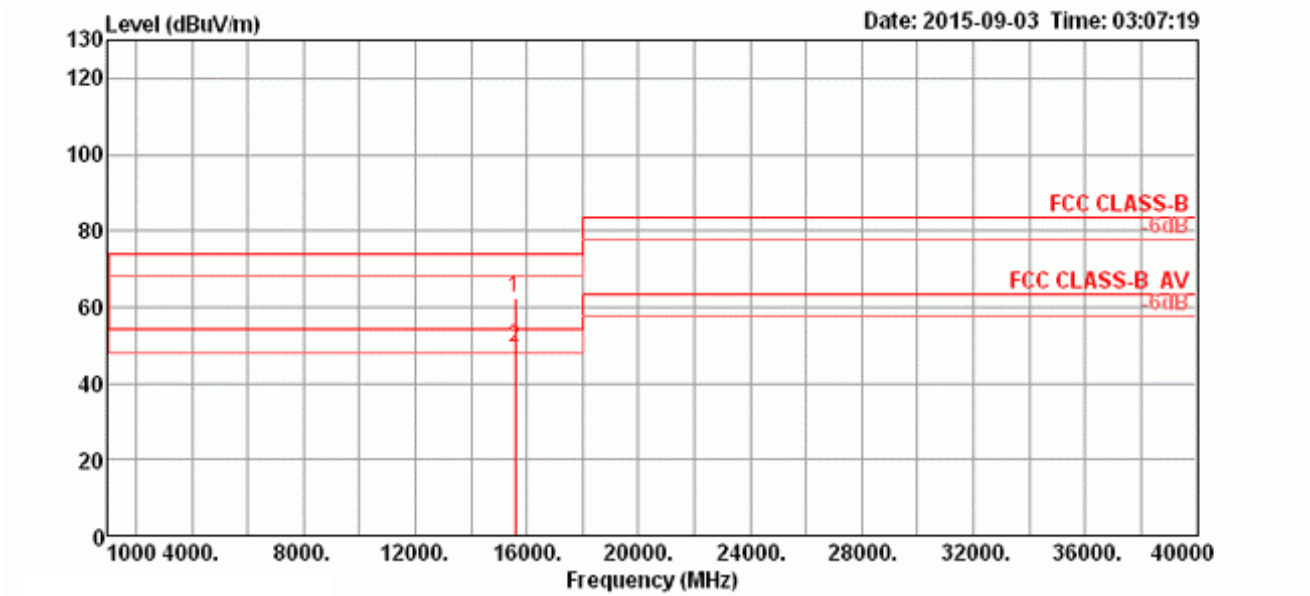
Temperature	26°C	Humidity	57%
Test Engineer	Roki Liu	Configurations	IEEE 802.11a CH 40 / Chain 9

**Horizontal**



	Freq	Level	Limit Line	Over Limit	Read Level	CableAntenna Loss	Preamp Factor	A/Pos	T/Pos	Remark	Pol/Phase	
	MHz	dBuV/m	dBuV/m	dB	dBuV	dB	dB/m	dB	cm	deg		
1	15596.56	60.45	74.00	-13.55	43.59	12.58	38.03	33.75	154	288	Peak	HORIZONTAL
2	15600.28	47.70	54.00	-6.30	30.87	12.58	38.03	33.78	154	288	Average	HORIZONTAL

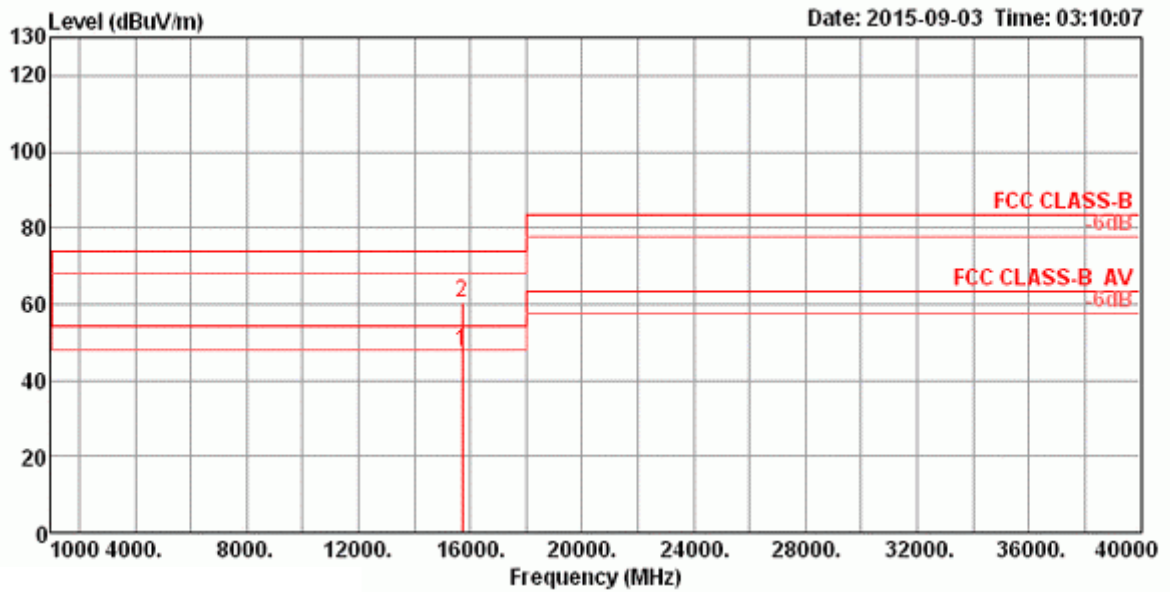
**Vertical**



	Freq	Level	Limit	Over	Read	CableAntenna	Preamp	A/Pos	T/Pos	Remark	Pol/Phase
	MHz	dBuV/m	dBuV/m	dB	dBuV	dB	dB/m	dB	cm	deg	
1	15597.74	62.37	74.00	-11.63	45.51	12.58	38.03	33.75	145	39 Peak	VERTICAL
2	15598.45	49.34	54.00	-4.66	32.48	12.58	38.03	33.75	145	39 Average	VERTICAL

Temperature	26°C	Humidity	57%
Test Engineer	Roki Liu	Configurations	IEEE 802.11a CH 48 / Chain 9

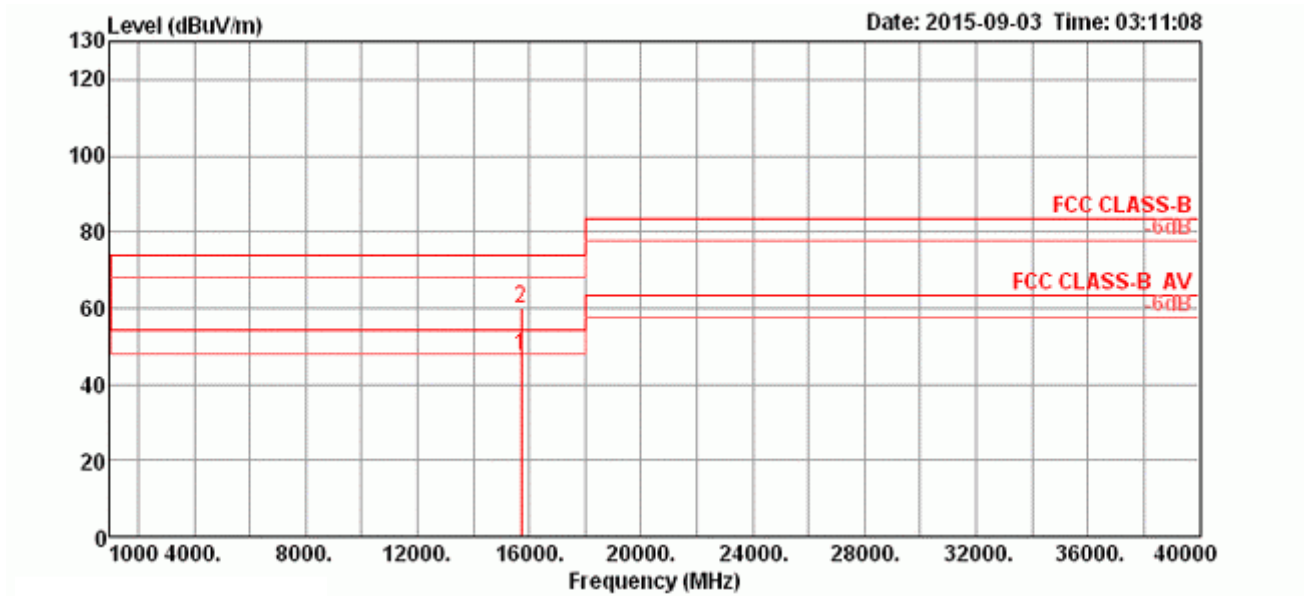
**Horizontal**



	Freq	Level	Limit	Over	Read	CableAntenna	Preamp	A/Pos	T/Pos	Remark	Pol/Phase
	MHz	dBuV/m	dBuV/m	dB	dBuV	dB	dB/m	dB	cm	deg	
1	15715.89	47.70	54.00	-6.30	31.17	12.57	37.84	33.88	154	288 Average	HORIZONTAL
2	15720.12	60.25	74.00	-13.75	43.72	12.57	37.84	33.88	154	288 Peak	HORIZONTAL



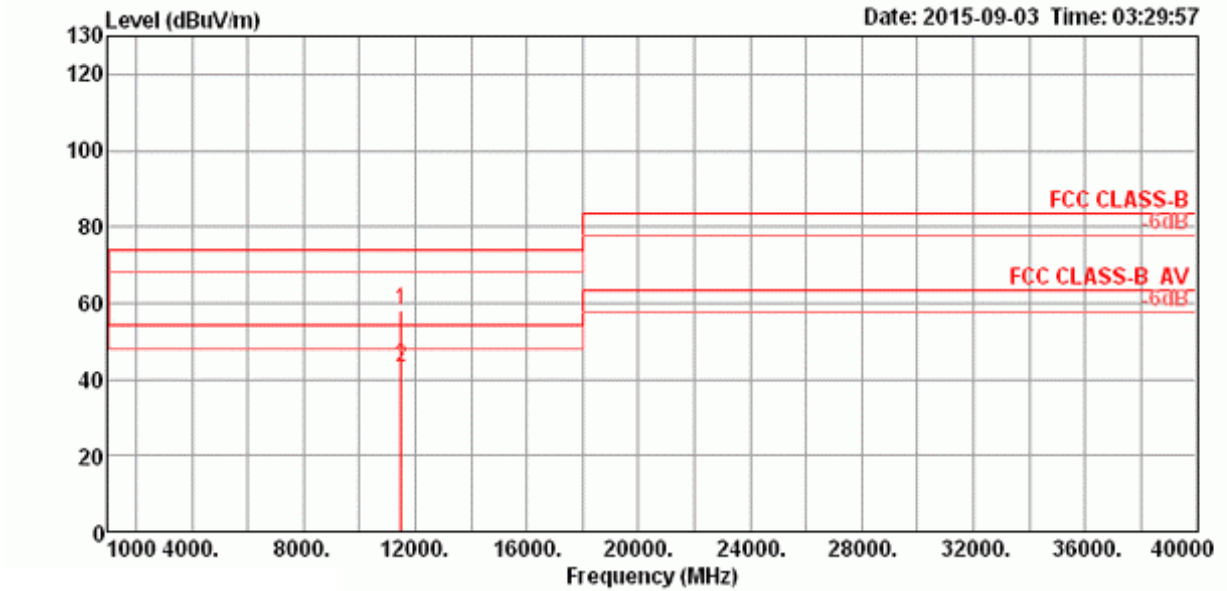
**Vertical**



	Freq	Level	Limit Line	Over Limit	Read Level	CableAntenna Loss	Preamp Factor	A/Pos	T/Pos	Remark	Pol/Phase	
	MHz	dBUV/m	dBUV/m	dB	dBUV	dB	dB/m	dB	cm	deg		
1	15722.20	47.73	54.00	-6.27	31.20	12.57	37.84	33.88	156	291	Average	VERTICAL
2	15722.39	60.18	74.00	-13.82	43.65	12.57	37.84	33.88	156	291	Peak	VERTICAL

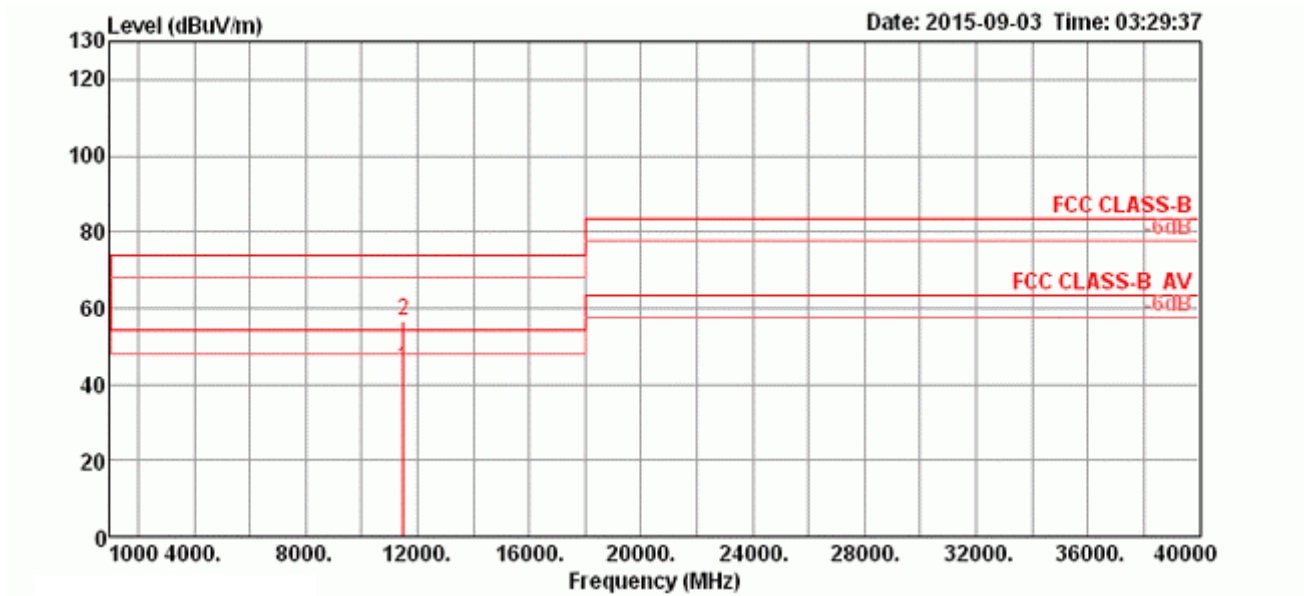
Temperature	26°C	Humidity	57%
Test Engineer	Roki Liu	Configurations	IEEE 802.11a CH 149 / Chain 9

**Horizontal**



	Freq	Level	Limit	Over	Read	CableAntenna	Preamp	A/Pos	T/Pos	Remark	Pol/Phase
	MHz	dBuV/m	dBuV/m	dB	dBuV	dB	dB/m	dB	cm	deg	
1	11489.48	58.00	74.00	-16.00	41.78	10.71	38.88	33.37	164	280 Peak	HORIZONTAL
2	11490.12	43.31	54.00	-10.69	27.09	10.71	38.88	33.37	164	280 Average	HORIZONTAL

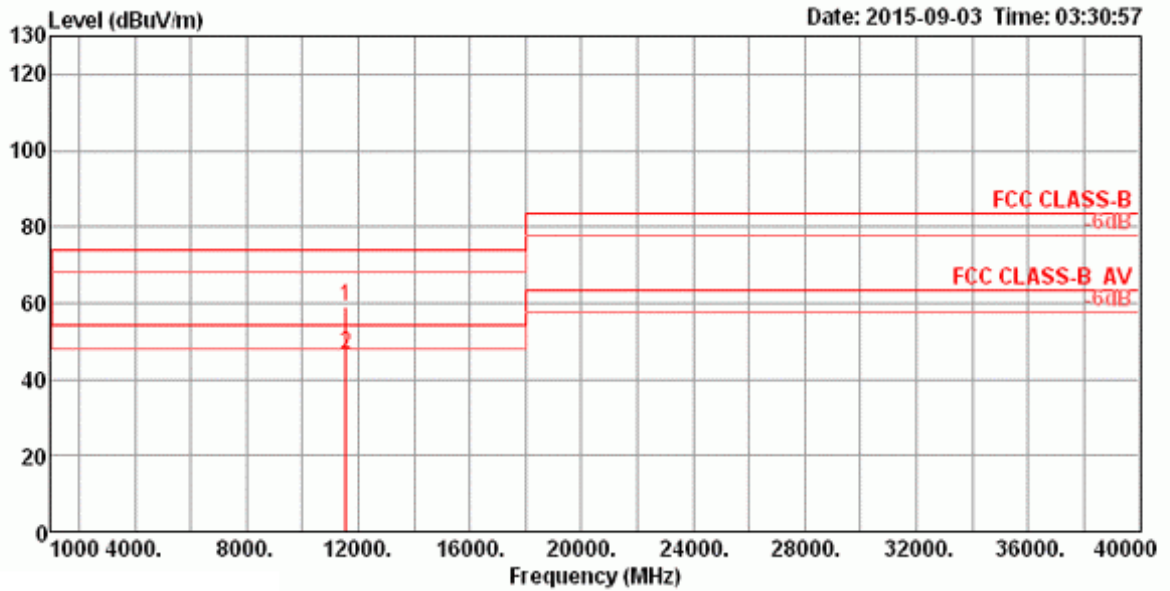
**Vertical**



	Freq	Level	Limit Line	Over Limit	Read Level	CableAntenna Loss	Preamp Factor	A/Pos	T/Pos	Remark	Pol/Phase
	MHz	dBUV/m	dBUV/m	dB	dBUV	dB	dB/m	dB	cm	deg	
1	11487.31	44.35	54.00	-9.65	28.13	10.71	38.88	33.37	162	262 Average	VERTICAL
2	11489.35	56.74	74.00	-17.26	40.52	10.71	38.88	33.37	162	262 Peak	VERTICAL

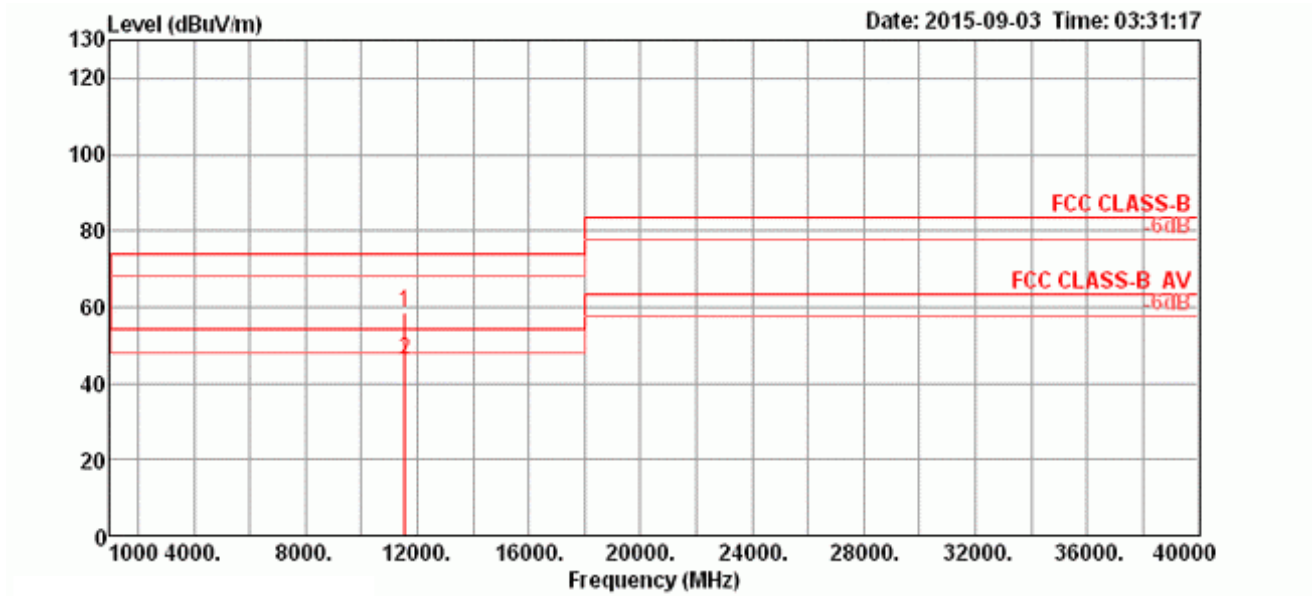
Temperature	26°C	Humidity	57%
Test Engineer	Roki Liu	Configurations	IEEE 802.11a CH 157 / Chain 9

**Horizontal**



	Freq	Level	Limit	Over	Read	CableAntenna	Preamp	A/Pos	T/Pos	Remark	Pol/Phase	
	MHz	dBuV/m	dBuV/m	dB	dBuV	dB	dB/m	dB	cm	deg		
1	11565.27	59.00	74.00	-15.00	42.70	10.75	38.93	33.38	162	316	Peak	HORIZONTAL
2	11574.27	46.56	54.00	-7.44	30.25	10.76	38.94	33.39	162	316	Average	HORIZONTAL

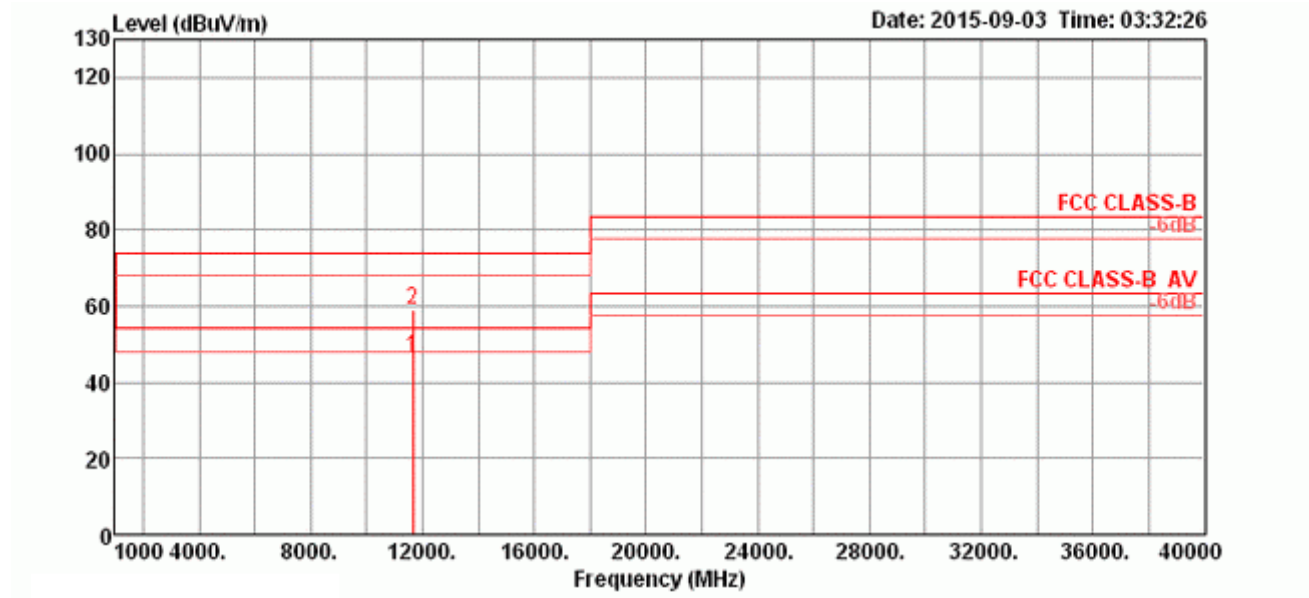
**Vertical**



	Freq	Level	Limit	Over	Read	CableAntenna	Preamp	A/Pos	T/Pos	Remark	Pol/Phase
	MHz	dBuV/m	dBuV/m	dB	dBuV	dB	dB/m	dB	cm	deg	
1	11568.23	58.75	74.00	-15.25	42.44	10.75	38.94	33.38	162	334 Peak	VERTICAL
2	11571.87	46.04	54.00	-7.96	29.73	10.76	38.94	33.39	162	334 Average	VERTICAL

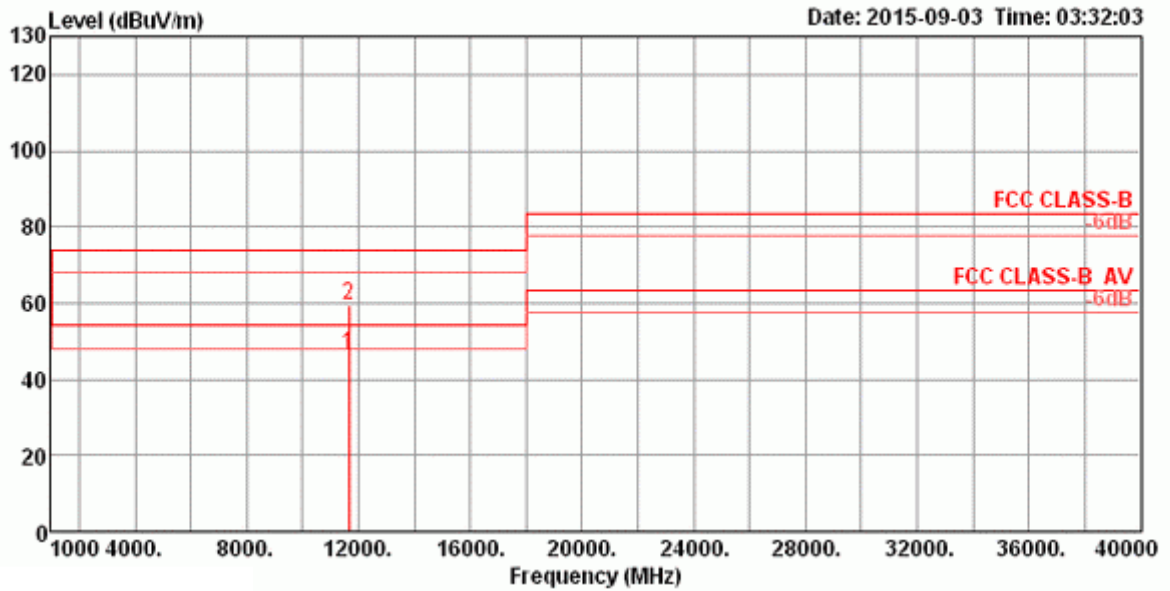
Temperature	26°C	Humidity	57%
Test Engineer	Roki Liu	Configurations	IEEE 802.11a CH 165 / Chain 9

**Horizontal**



	Freq	Level	Limit	Over	Read	CableAntenna	Preamp	A/Pos	T/Pos	Remark	Pol/Phase
	MHz	dBuV/m	dBuV/m	dB	dBuV	dB	dB/m	dB	cm	deg	
1	11649.99	46.45	54.00	-7.55	30.07	10.81	38.98	33.41	151	276 Average	HORIZONTAL
2	11650.94	59.23	74.00	-14.77	42.84	10.81	38.99	33.41	151	276 Peak	HORIZONTAL

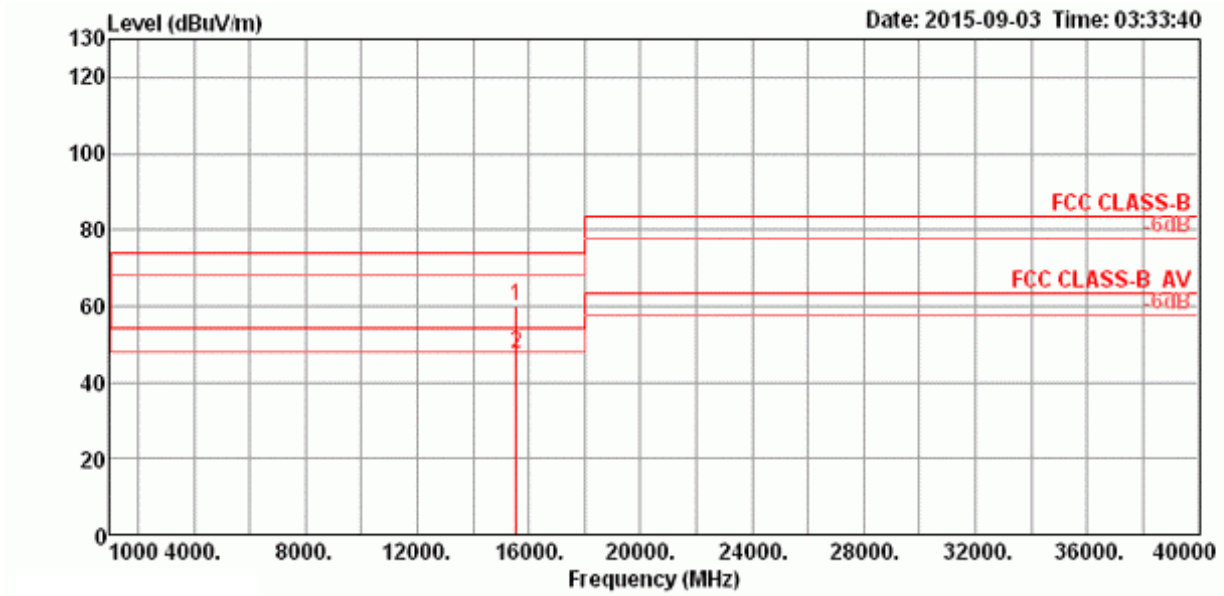
**Vertical**



	Freq	Level	Limit	Over	Read	CableAntenna	Preamp	A/Pos	T/Pos	Remark	Pol/Phase
	MHz	dBUV/m	dBUV/m	dB	dBUV	dB	dB/m	dB	cm	deg	
1	11647.13	46.68	54.00	-7.32	30.30	10.81	38.98	33.41	159	293 Average	VERTICAL
2	11649.36	59.49	74.00	-14.51	43.11	10.81	38.98	33.41	159	293 Peak	VERTICAL

<b>Temperature</b>	26°C	<b>Humidity</b>	57%
<b>Test Engineer</b>	Roki Liu	<b>Configurations</b>	IEEE 802.11ac MCS0/Nss1 VHT20 CH 36 / Chain 9

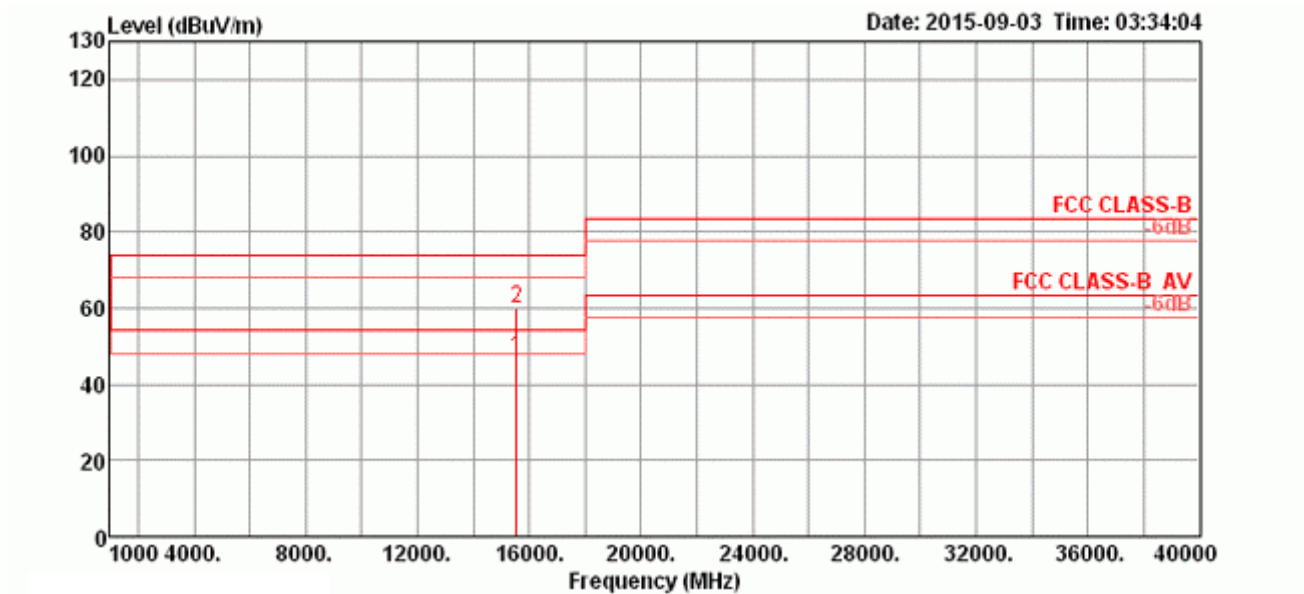
**Horizontal**



	Freq	Level	Limit	Over	Read	CableAntenna	Preamp	A/Pos	T/Pos	Remark	Pol/Phase
	MHz	dBUV/m	dBUV/m	dB	dBUV	dB	dB/m	dB	cm	deg	
1	15535.51	59.80	74.00	-14.20	42.78	12.58	38.14	33.70	141	251 Peak	HORIZONTAL
2	15537.89	47.31	54.00	-6.69	30.29	12.58	38.14	33.70	141	251 Average	HORIZONTAL



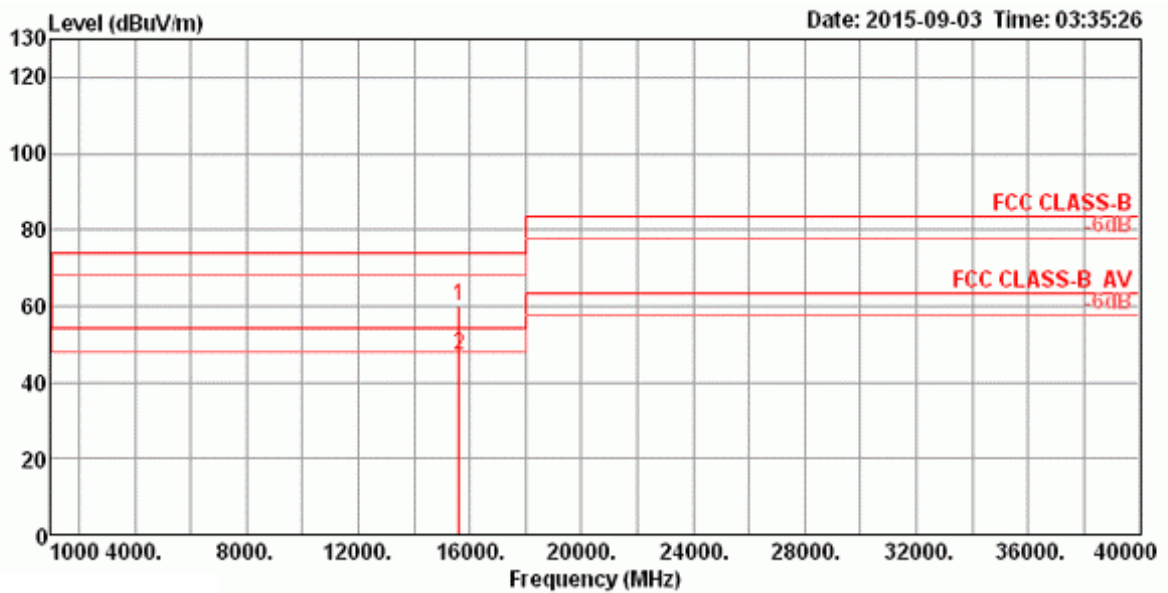
**Vertical**



	Freq	Level	Limit	Over	Read	CableAntenna	Preamp	A/Pos	T/Pos	Remark	Pol/Phase
	MHz	dBUV/m	dBUV/m	dB	dBUV	dB	dB/m	dB	cm	deg	
1	15535.09	47.23	54.00	-6.77	30.21	12.58	38.14	33.70	162	225 Average	VERTICAL
2	15541.91	60.11	74.00	-13.89	43.09	12.58	38.14	33.70	162	225 Peak	VERTICAL

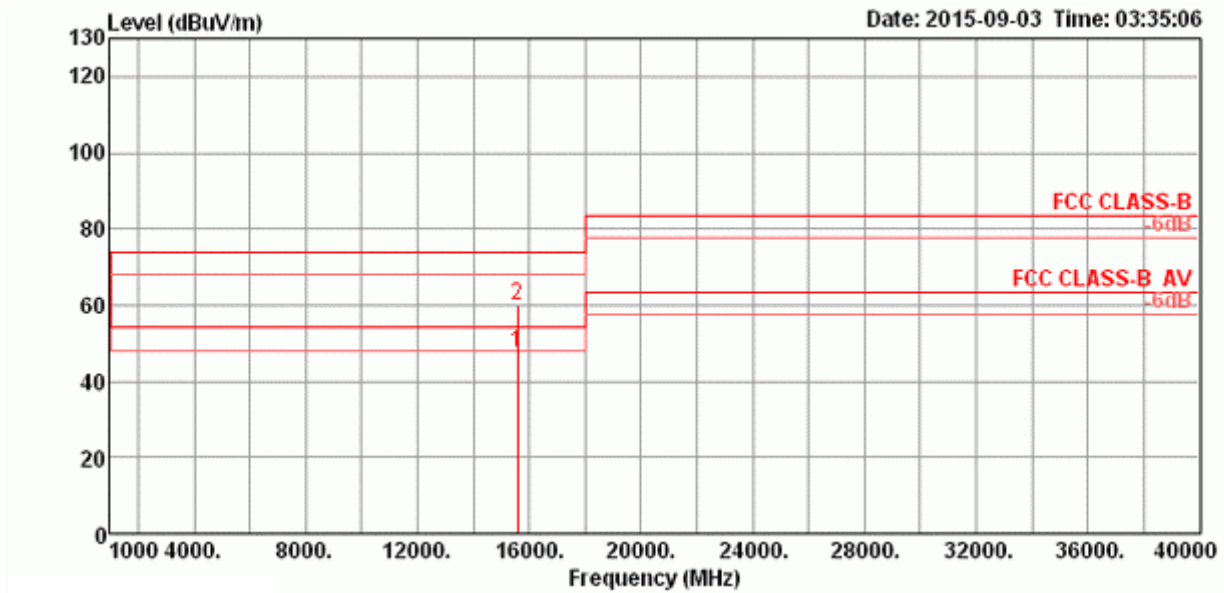
Temperature	26°C	Humidity	57%
Test Engineer	Roki Liu	Configurations	IEEE 802.11ac MCS0/Nss1 VHT20 CH 40 / Chain 9

**Horizontal**



	Freq	Level	Limit	Over	Read	CableAntenna	Preamp	A/Pos	T/Pos	Remark	Pol/Phase
	MHz	dBUV/m	dBUV/m	dB	dBUV	dB	dB/m	dB	cm	deg	
1	15601.62	60.00	74.00	-14.00	43.17	12.58	38.03	33.78	162	173 Peak	HORIZONTAL
2	15604.83	47.14	54.00	-6.86	30.31	12.58	38.03	33.78	162	173 Average	HORIZONTAL

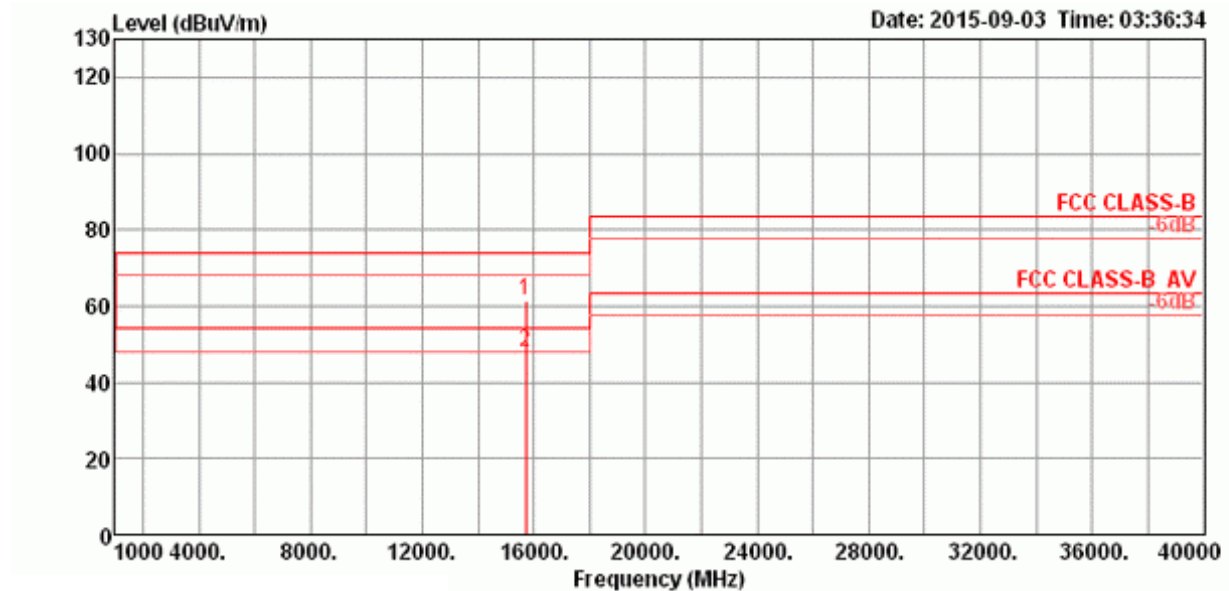
**Vertical**



	Freq	Level	Limit	Over	Read	CableAntenna	Preamp	A/Pos	T/Pos	Remark	Pol/Phase
	MHz	dBUV/m	dBUV/m	dB	dBUV	dB	dB/m	dB	cm	deg	
1	15596.04	47.59	54.00	-6.41	30.73	12.58	38.03	33.75	171	189 Average	VERTICAL
2	15596.89	59.76	74.00	-14.24	42.90	12.58	38.03	33.75	171	189 Peak	VERTICAL

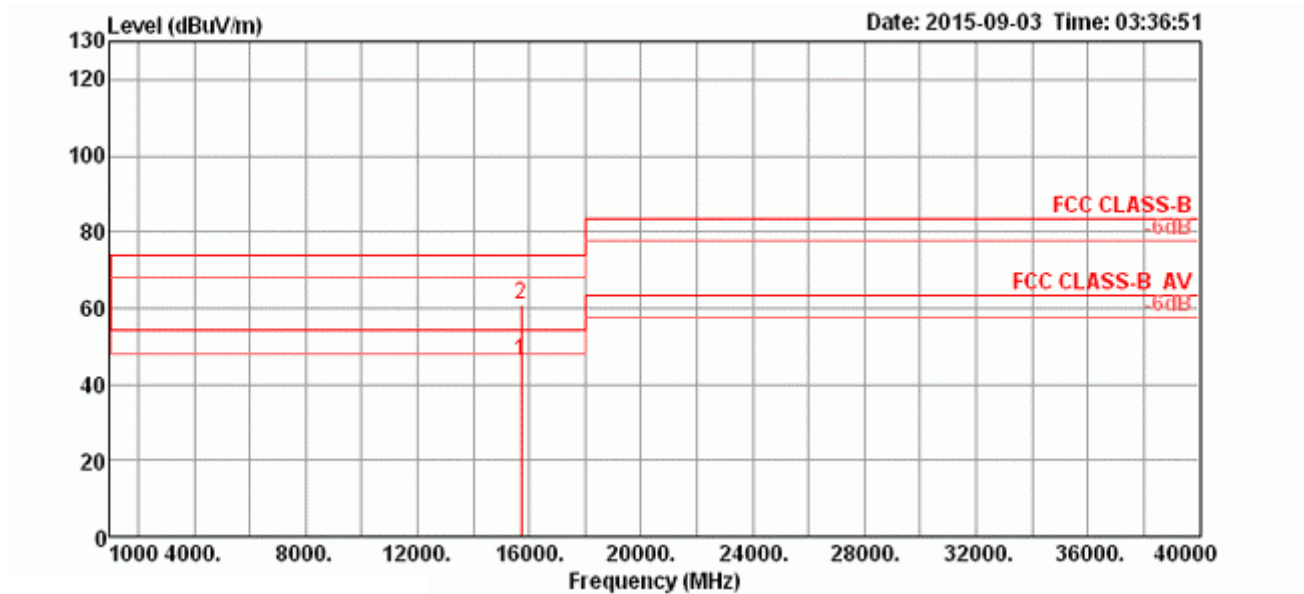
Temperature	26°C	Humidity	57%
Test Engineer	Roki Liu	Configurations	IEEE 802.11ac MCS0/Nss1 VHT20 CH 48 / Chain 9

**Horizontal**



	Freq	Level	Limit Line	Over Limit	Read Level	CableAntenna Loss	Preamp Factor	A/Pos	T/Pos	Remark	Pol/Phase	
	MHz	dBUV/m	dBUV/m	dB	dBUV	dB	dB/m	dB	cm	deg		
1	15719.80	61.40	74.00	-12.60	44.87	12.57	37.84	33.88	157	121	Peak	HORIZONTAL
2	15723.82	47.93	54.00	-6.07	31.40	12.57	37.84	33.88	157	121	Average	HORIZONTAL

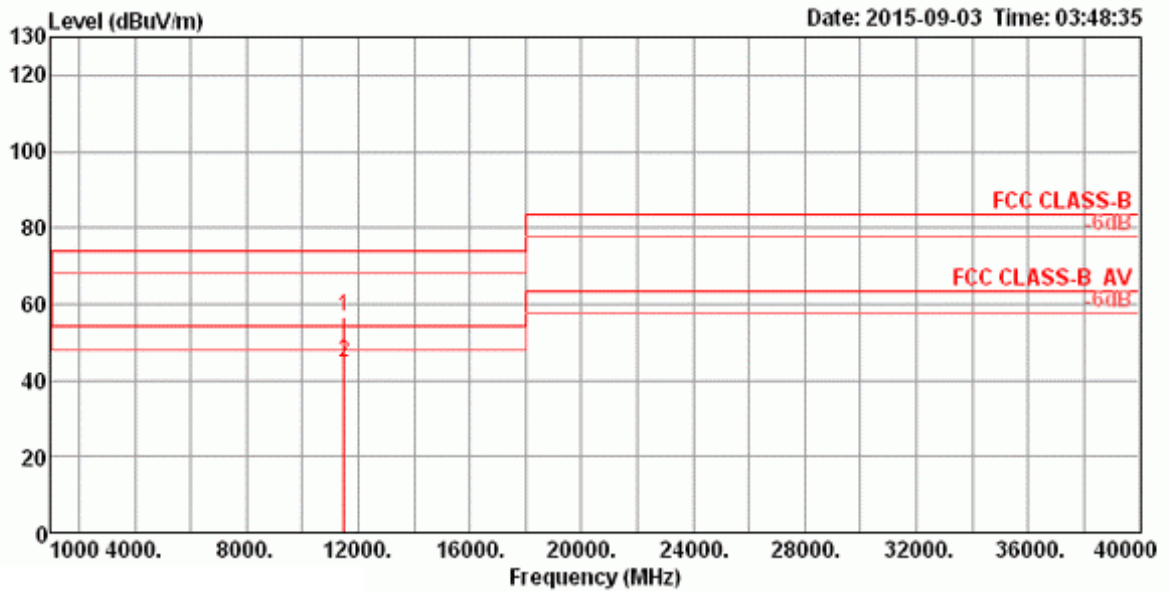
**Vertical**



	Freq	Level	Limit	Over	Read	CableAntenna	Preamp	A/Pos	T/Pos	Remark	Pol/Phase
	MHz	dBUV/m	dBUV/m	dB	dBUV	dB	dB/m	dB	cm	deg	
1	15715.22	46.17	54.00	-7.83	29.64	12.57	37.84	33.88	162	103 Average	VERTICAL
2	15718.77	60.86	74.00	-13.14	44.33	12.57	37.84	33.88	162	103 Peak	VERTICAL

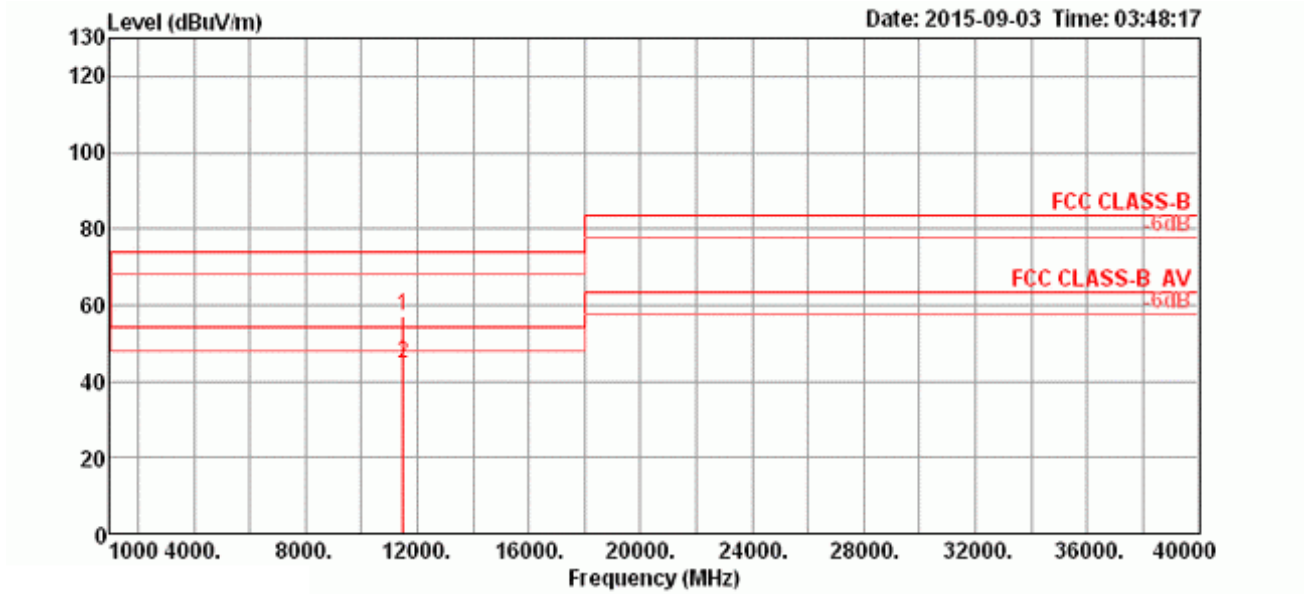
Temperature	26°C	Humidity	57%
Test Engineer	Roki Liu	Configurations	IEEE 802.11ac MCS0/Nss1 VHT20 CH 149 / Chain 9

**Horizontal**



	Freq	Level	Limit	Over	Read	CableAntenna	Preamp	A/Pos	T/Pos	Remark	Pol/Phase
	MHz	dBUV/m	dBUV/m	dB	dBUV	dB	dB/m	dB	cm	deg	
1	11491.85	56.65	74.00	-17.35	40.43	10.71	38.88	33.37	141	327 Peak	HORIZONTAL
2	11494.96	44.49	54.00	-9.51	28.26	10.72	38.88	33.37	141	327 Average	HORIZONTAL

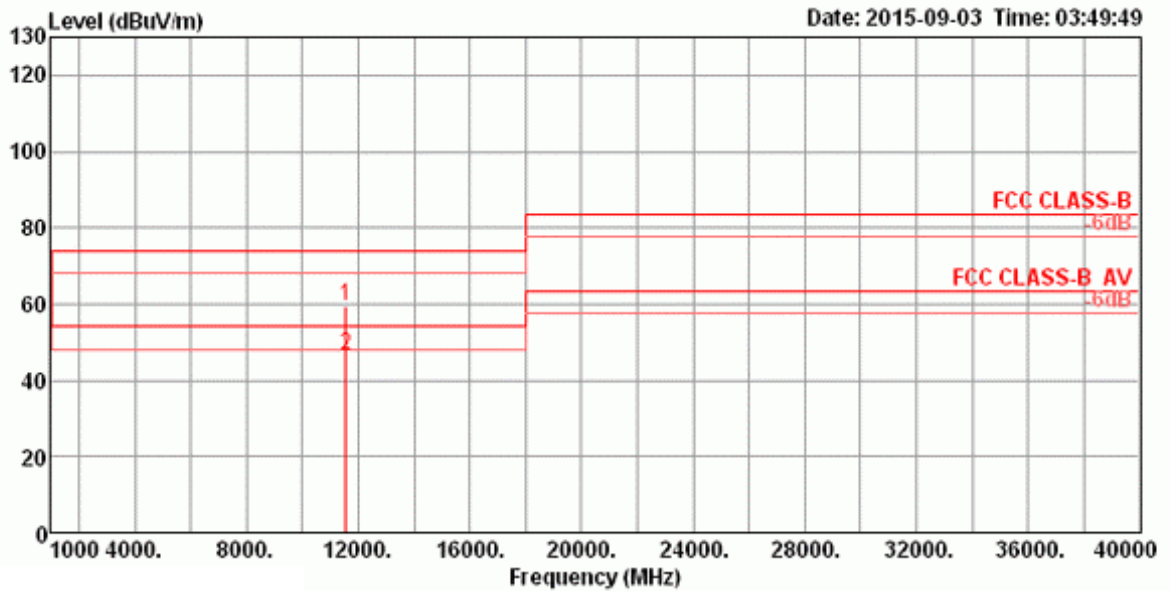
**Vertical**



	Freq	Level	Limit Line	Over Limit	Read Level	CableAntenna Loss	Preamp Factor	Preamp Factor	A/Pos	T/Pos	Remark	Pol/Phase
	MHz	dBuV/m	dBuV/m	dB	dBuV	dB	dB/m	dB	cm	deg		
1	11485.49	56.92	74.00	-17.08	40.70	10.71	38.88	33.37	177	307	Peak	VERTICAL
2	11492.07	44.41	54.00	-9.59	28.19	10.71	38.88	33.37	177	307	Average	VERTICAL

<b>Temperature</b>	26°C	<b>Humidity</b>	57%
<b>Test Engineer</b>	Roki Liu	<b>Configurations</b>	IEEE 802.11ac MCS0/Nss1 VHT20 CH 157 / Chain 9

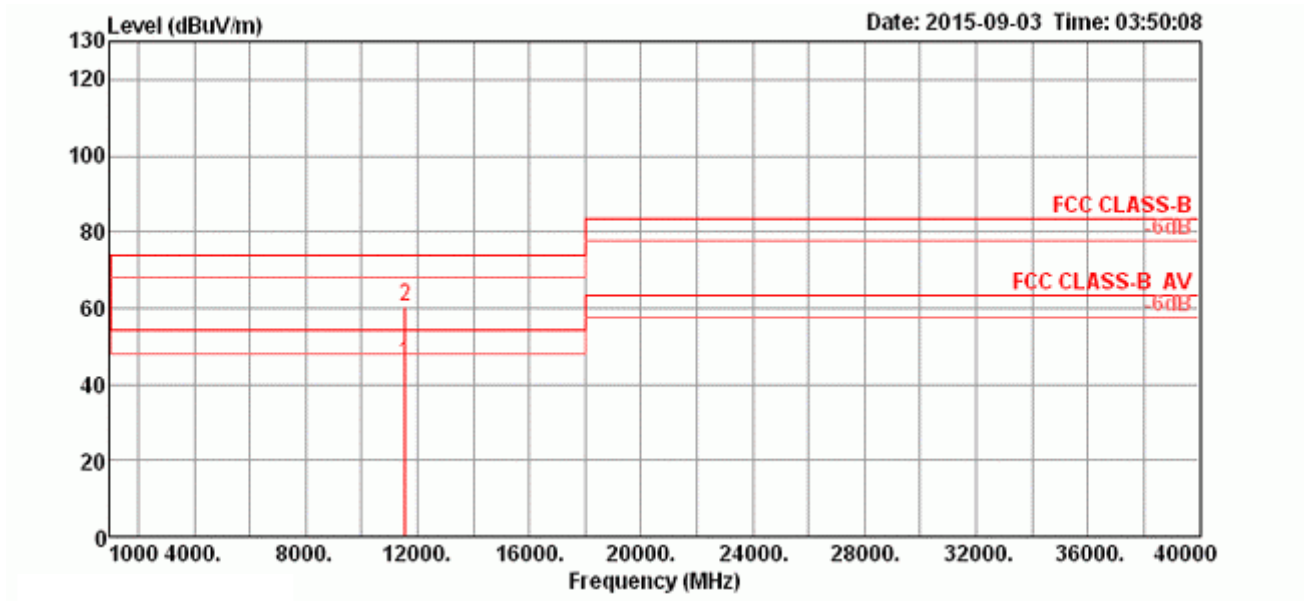
**Horizontal**



	Freq	Level	Limit Line	Over Limit	Read Level	CableAntenna Loss	Antenna Factor	Preamp Factor	A/Pos	T/Pos	Remark	Pol/Phase
	MHz	dBUV/m	dBUV/m	dB	dBUV	dB	dB/m	dB	cm	deg		
1	11572.76	59.29	74.00	-14.71	42.98	10.76	38.94	33.39	153	302	Peak	HORIZONTAL
2	11574.91	46.66	54.00	-7.34	30.35	10.76	38.94	33.39	153	302	Average	HORIZONTAL



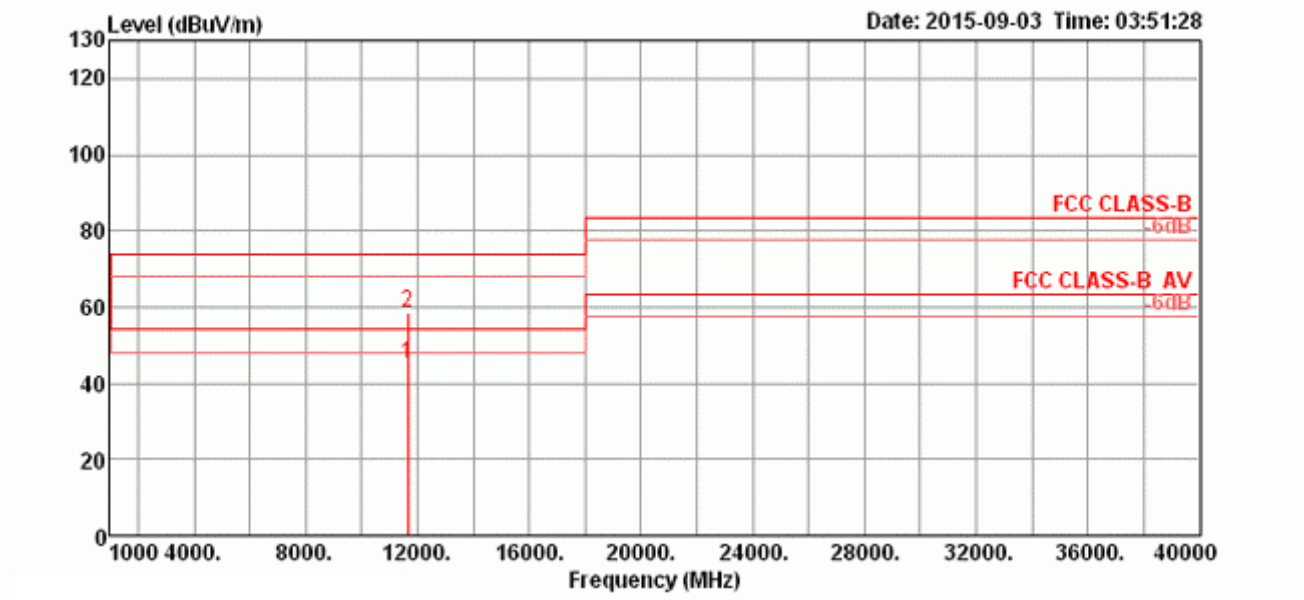
**Vertical**



	Freq	Level	Limit Line	Over Limit	Read Level	CableAntenna Loss	Preamp Factor	A/Pos	T/Pos	Remark	Pol/Phase
	MHz	dBUV/m	dBUV/m	dB	dBUV	dB	dB/m	dB	cm	deg	
1	11571.00	45.65	54.00	-8.35	29.34	10.76	38.94	33.39	162	321 Average	VERTICAL
2	11571.52	60.36	74.00	-13.64	44.05	10.76	38.94	33.39	162	321 Peak	VERTICAL

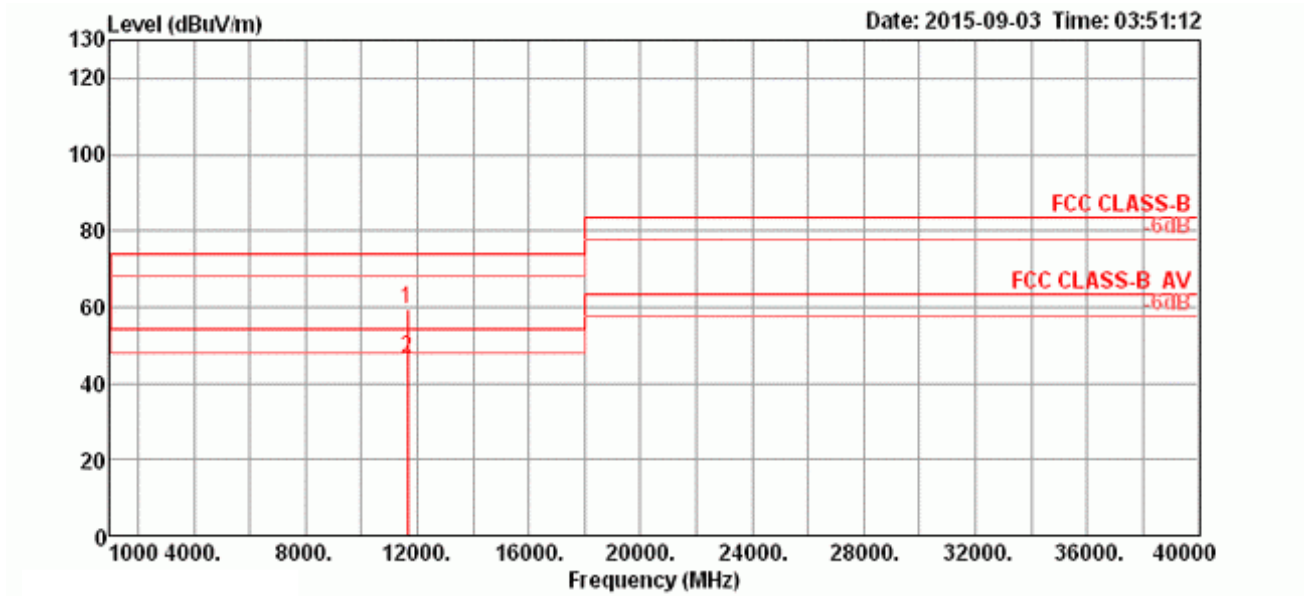
Temperature	26°C	Humidity	57%
Test Engineer	Roki Liu	Configurations	IEEE 802.11ac MCS0/Nss1 VHT20 CH 165 / Chain 9

**Horizontal**



	Freq	Level	Limit Line	Over Limit	Read Level	CableAntenna Loss	Antenna Factor	Preamp Factor	A/Pos	T/Pos	Remark	Pol/Phase
	MHz	dBUV/m	dBUV/m	dB	dBUV	dB	dB/m	dB	cm	deg		
1	11645.77	45.10	54.00	-8.90	28.73	10.79	38.98	33.40	162	252	Average	HORIZONTAL
2	11650.64	58.36	74.00	-15.64	41.97	10.81	38.99	33.41	162	252	Peak	HORIZONTAL

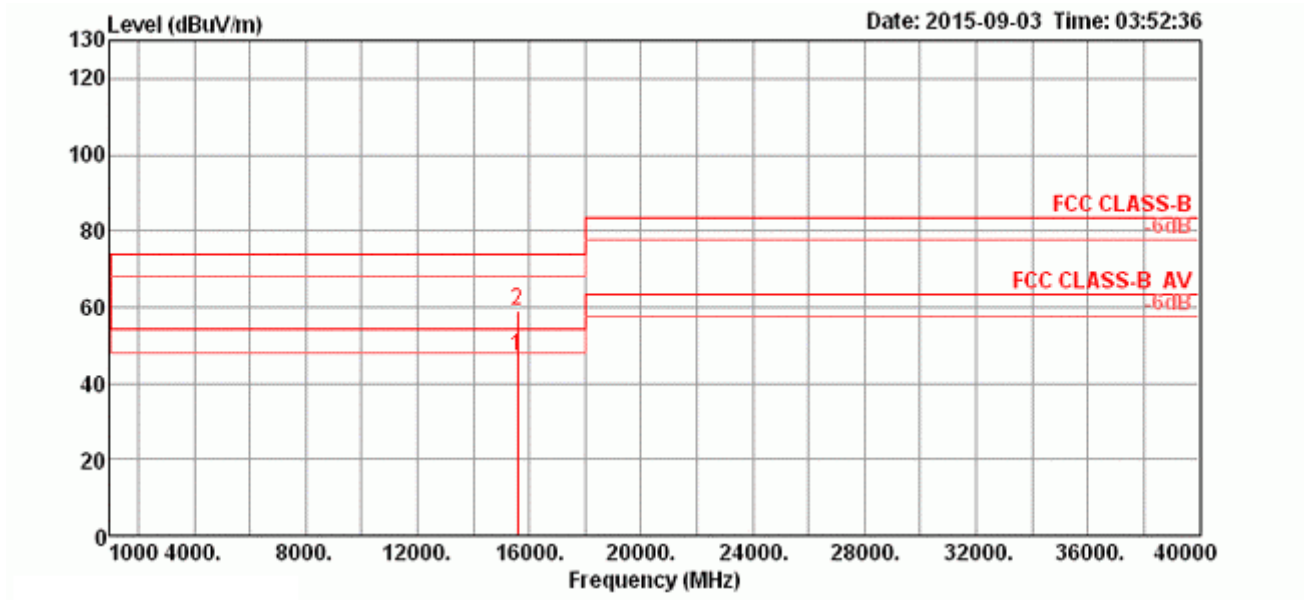
**Vertical**



	Freq	Level	Limit	Over	Read	CableAntenna	Preamp	A/Pos	T/Pos	Remark	Pol/Phase
	MHz	dBuV/m	dBuV/m	dB	dBuV	dB	dB/m	dB	cm	deg	
1	11647.48	59.71	74.00	-14.29	43.33	10.81	38.98	33.41	168	275 Peak	VERTICAL
2	11650.00	46.38	54.00	-7.62	30.00	10.81	38.98	33.41	168	275 Average	VERTICAL

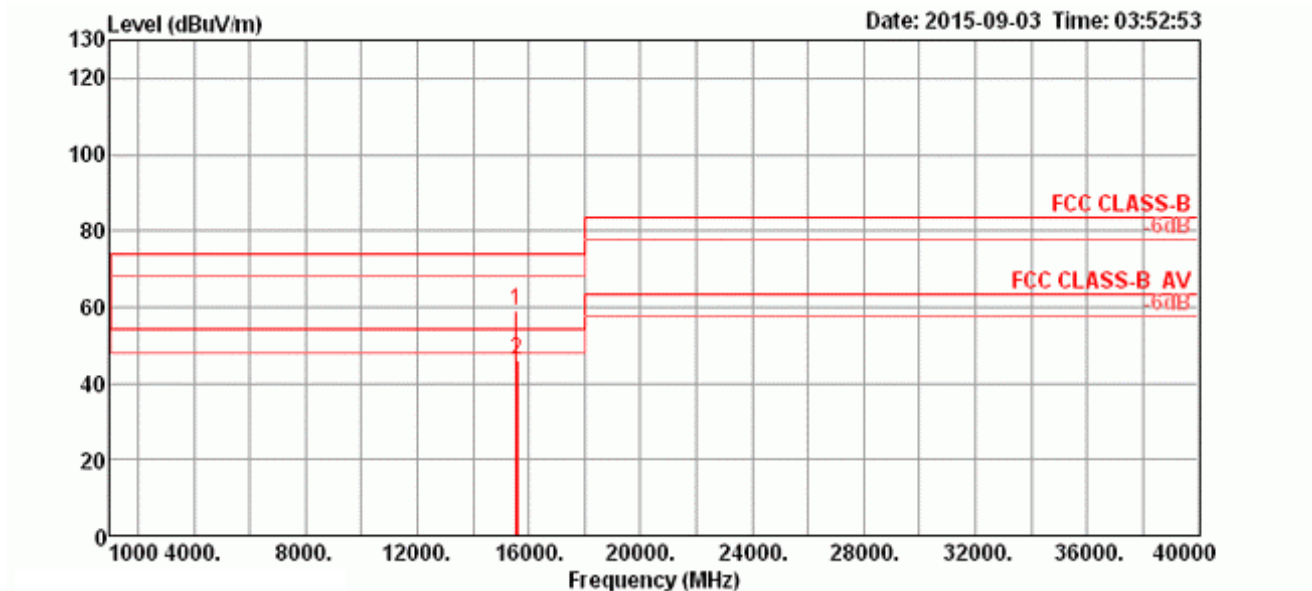
Temperature	26°C	Humidity	57%
Test Engineer	Roki Liu	Configurations	IEEE 802.11ac MCS0/Nss1 VHT40 CH 38 / Chain 9

**Horizontal**



	Freq	Level	Limit	Over	Read	CableAntenna	Preamp	A/Pos	T/Pos	Remark	Pol/Phase
	MHz	dBUV/m	dBUV/m	dB	dBUV	dB	dB/m	dB	cm	deg	
1	15568.09	47.01	54.00	-6.99	30.07	12.58	38.09	33.73	141	207 Average	HORIZONTAL
2	15571.91	59.22	74.00	-14.78	42.28	12.58	38.09	33.73	141	207 Peak	HORIZONTAL

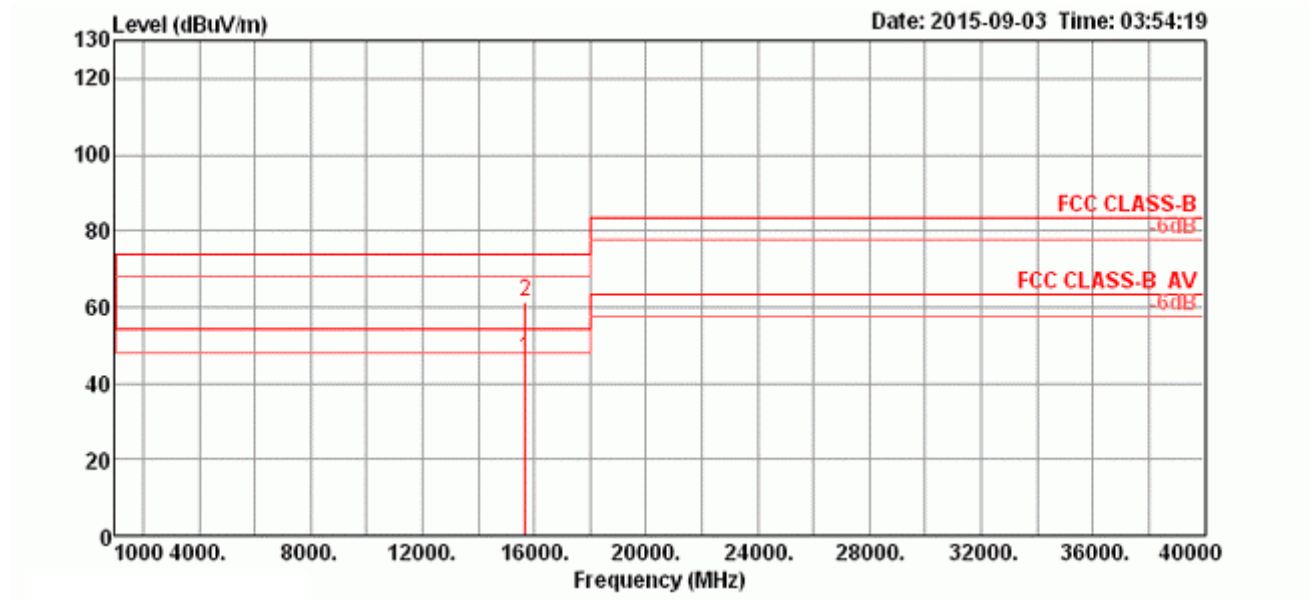
**Vertical**



	Freq	Level	Limit Line	Over Limit	Read Level	CableAntenna Loss	Preamp Factor	A/Pos	T/Pos	Remark	Pol/Phase	
	MHz	dBuV/m	dBuV/m	dB	dBuV	dB	dB/m	dB	cm	deg		
1	15565.80	59.09	74.00	-14.91	42.15	12.58	38.09	33.73	153	185	Peak	VERTICAL
2	15574.21	45.99	54.00	-8.01	29.07	12.58	38.09	33.75	153	185	Average	VERTICAL

Temperature	26°C	Humidity	57%
Test Engineer	Roki Liu	Configurations	IEEE 802.11ac MCS0/Nss1 VHT40 CH 46 / Chain 9

**Horizontal**



	Freq	Level	Limit Line	Over Limit	Read Level	CableAntenna Loss	Preamp Factor	A/Pos	T/Pos	Remark	Pol/Phase
	MHz	dBUV/m	dBUV/m	dB	dBUV	dB	dB/m	dB	cm	deg	
1	15688.22	46.42	54.00	-7.58	29.79	12.58	37.90	33.85	132	149 Average	HORIZONTAL
2	15690.64	61.62	74.00	-12.38	44.99	12.58	37.90	33.85	132	149 Peak	HORIZONTAL