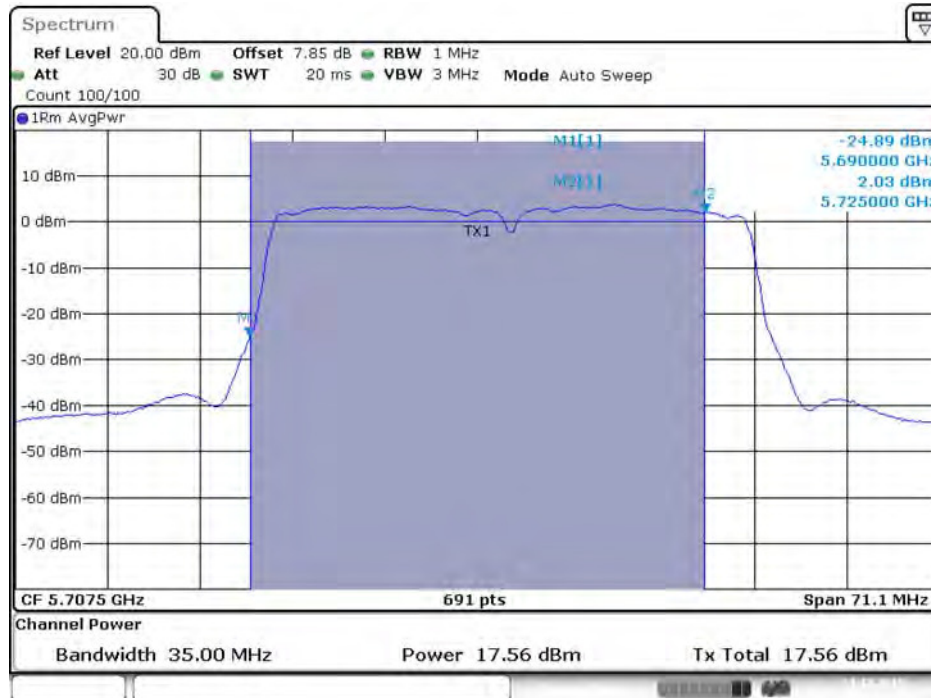
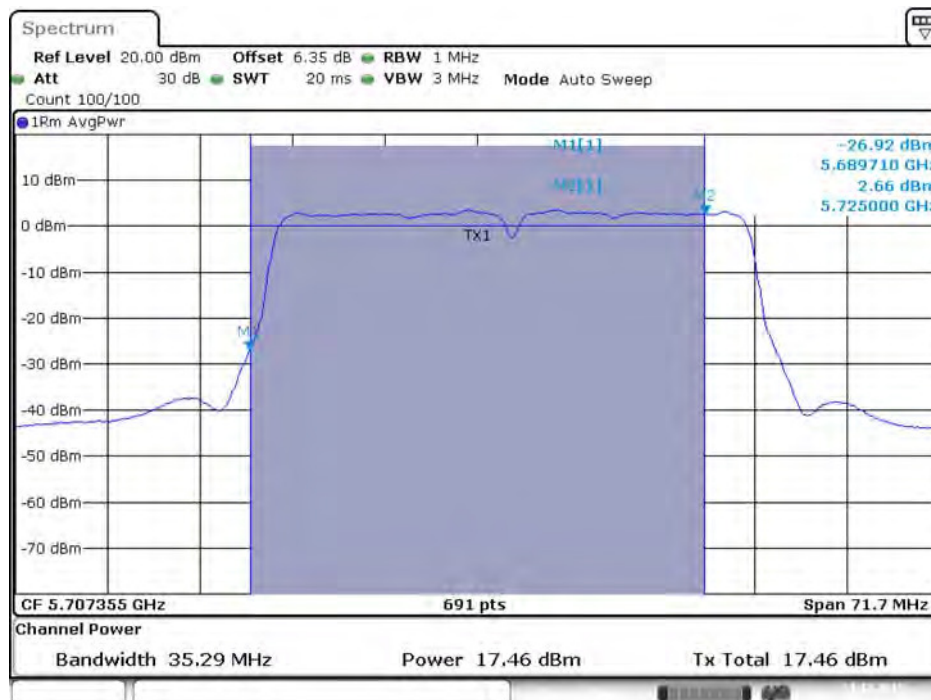


Conducted Output Power Plot on Configuration IEEE 802.11ac MCS0/Nss2 VHT40 / Chain 7 / 5710 MHz (UNII 2C)



Date: 23.DEC.2015 14:15:57

Conducted Output Power Plot on Configuration IEEE 802.11ac MCS0/Nss2 VHT40 / Chain 8 / 5710 MHz (UNII 2C)



Date: 23.DEC.2015 14:04:02

Conducted Output Power Plot on Configuration IEEE 802.11ac MCS0/Nss2 VHT40 / Chain 5 / 5710 MHz (UNII 3)



Date: 23.DEC.2015 14:12:46

Conducted Output Power Plot on Configuration IEEE 802.11ac MCS0/Nss2 VHT40 / Chain 6 / 5710 MHz (UNII 3)



Date: 23.DEC.2015 14:13:59

Conducted Output Power Plot on Configuration IEEE 802.11ac MCS0/Nss2 VHT40 / Chain 7 / 5710 MHz (UNII 3)



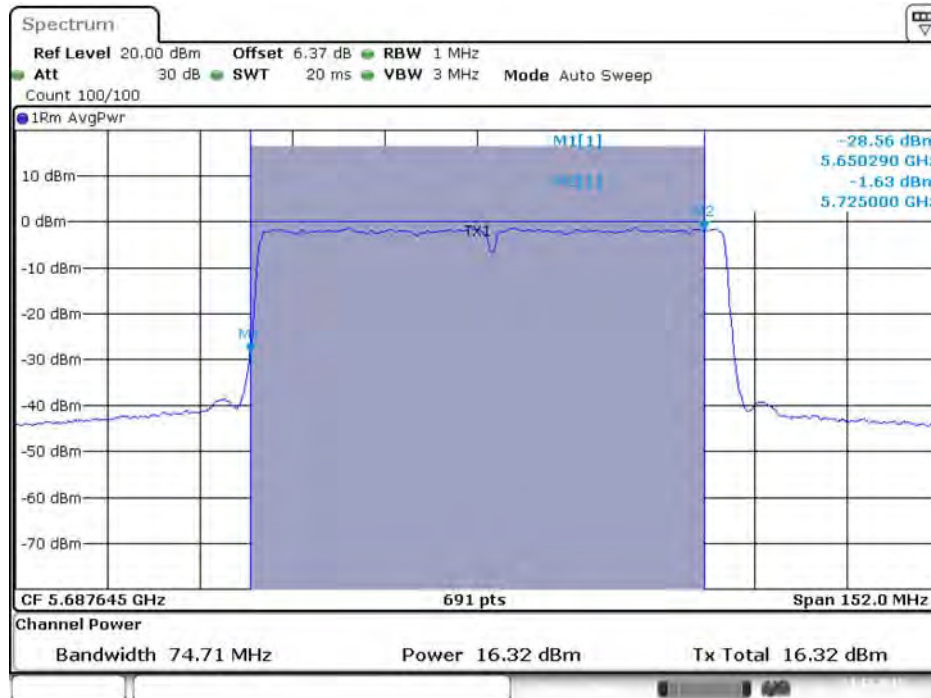
Date: 23.DEC.2015 14:16:24

Conducted Output Power Plot on Configuration IEEE 802.11ac MCS0/Nss2 VHT40 / Chain 8 / 5710 MHz (UNII 3)



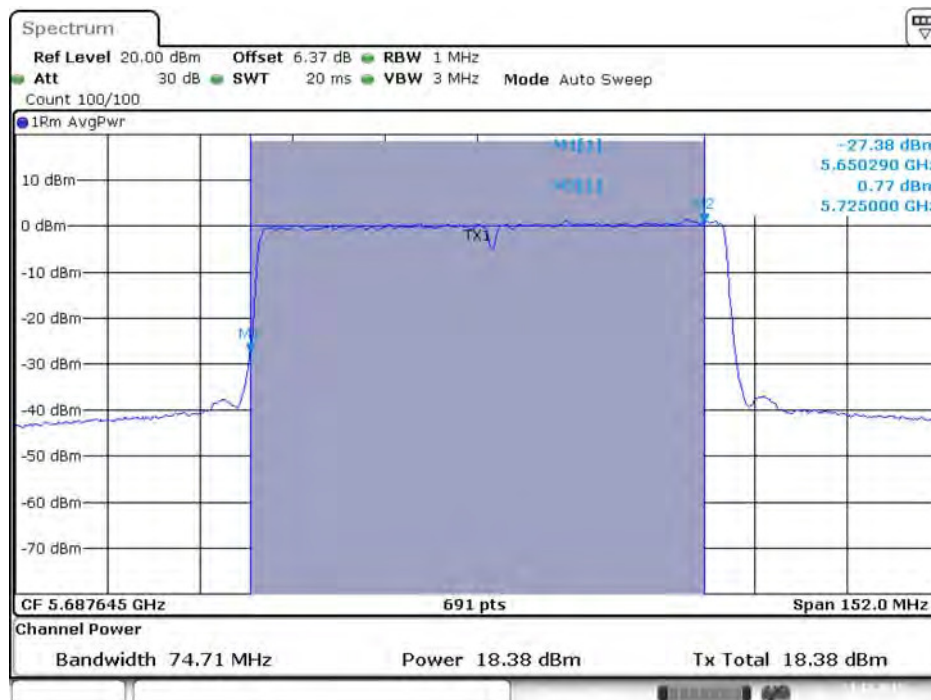
Date: 23.DEC.2015 14:14:53

Conducted Output Power Plot on Configuration IEEE 802.11ac MCS0/Nss2 VHT80 / Chain 5 / 5690 MHz (UNII 2C)



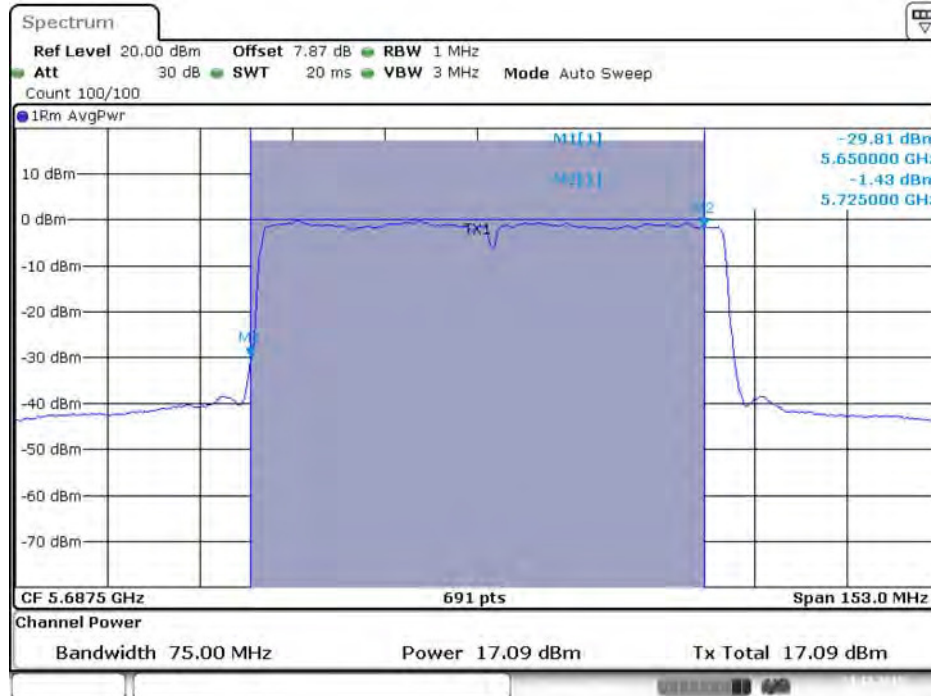
Date: 23.DEC.2015 13:51:31

Conducted Output Power Plot on Configuration IEEE 802.11ac MCS0/Nss2 VHT80 / Chain 6 / 5690 MHz (UNII 2C)



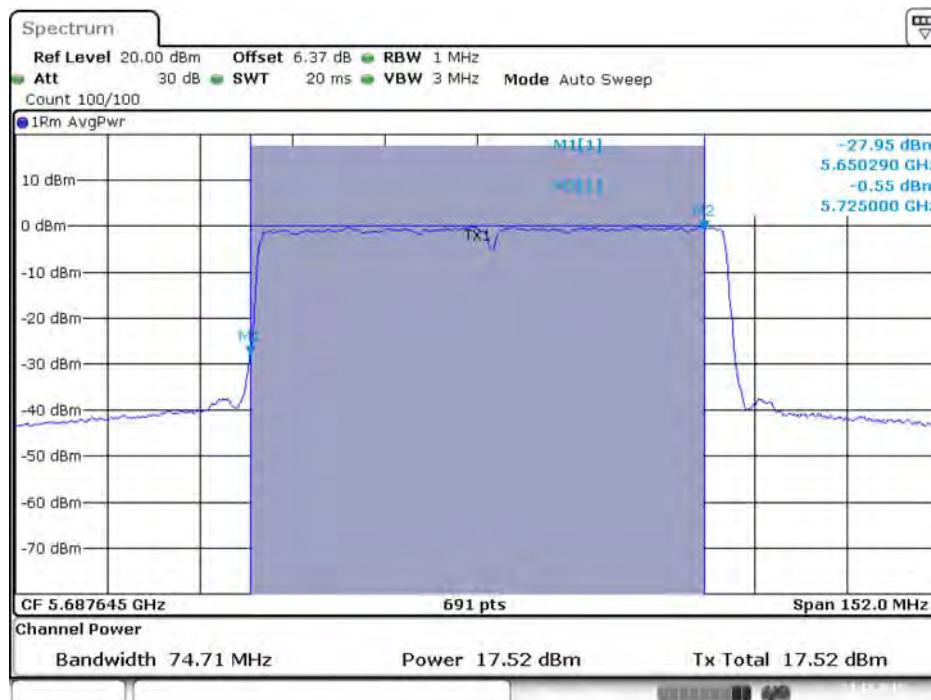
Date: 23.DEC.2015 13:54:21

Conducted Output Power Plot on Configuration IEEE 802.11ac MCS0/Nss2 VHT80 / Chain 7 / 5690 MHz (UNII 2C)



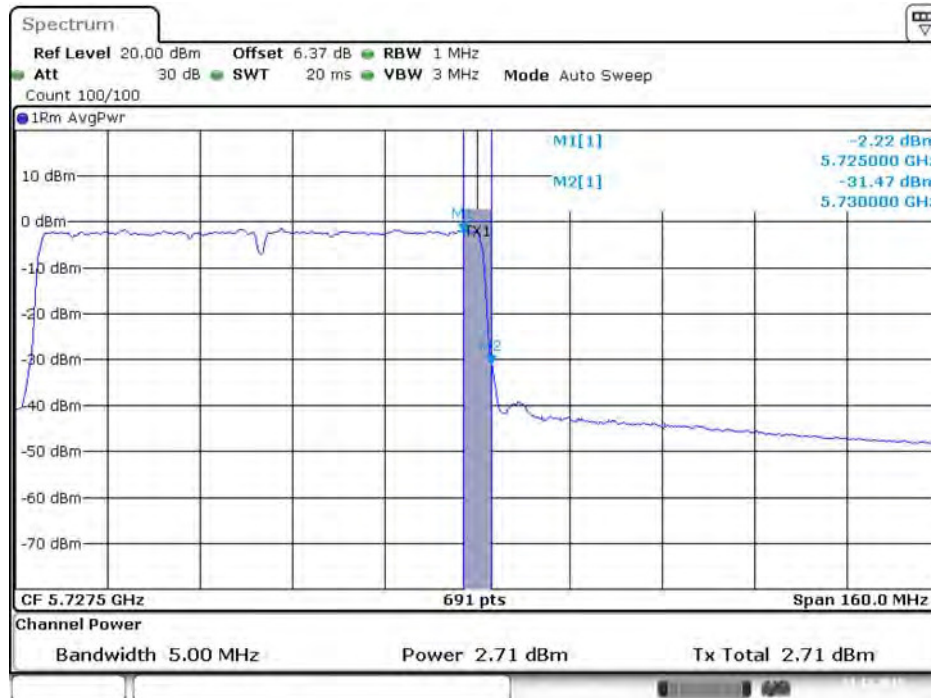
Date: 23.DEC.2015 13:48:38

Conducted Output Power Plot on Configuration IEEE 802.11ac MCS0/Nss2 VHT80 / Chain 8 / 5690 MHz (UNII 2C)



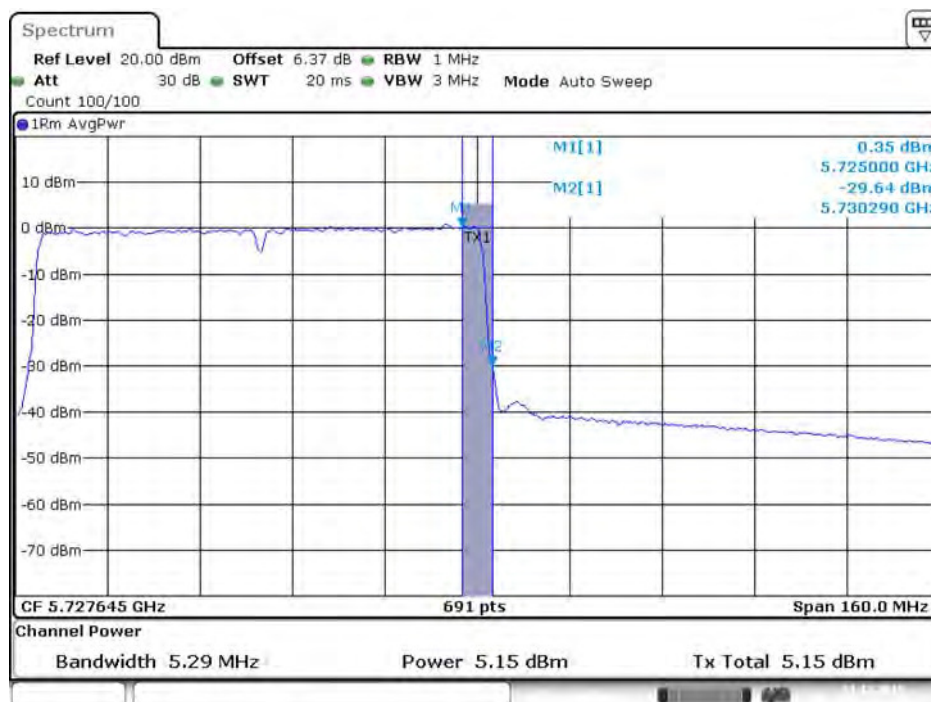
Date: 23.DEC.2015 13:59:31

Conducted Output Power Plot on Configuration IEEE 802.11ac MCS0/Nss2 VHT80 / Chain 5 / 5690 MHz (UNII 3)



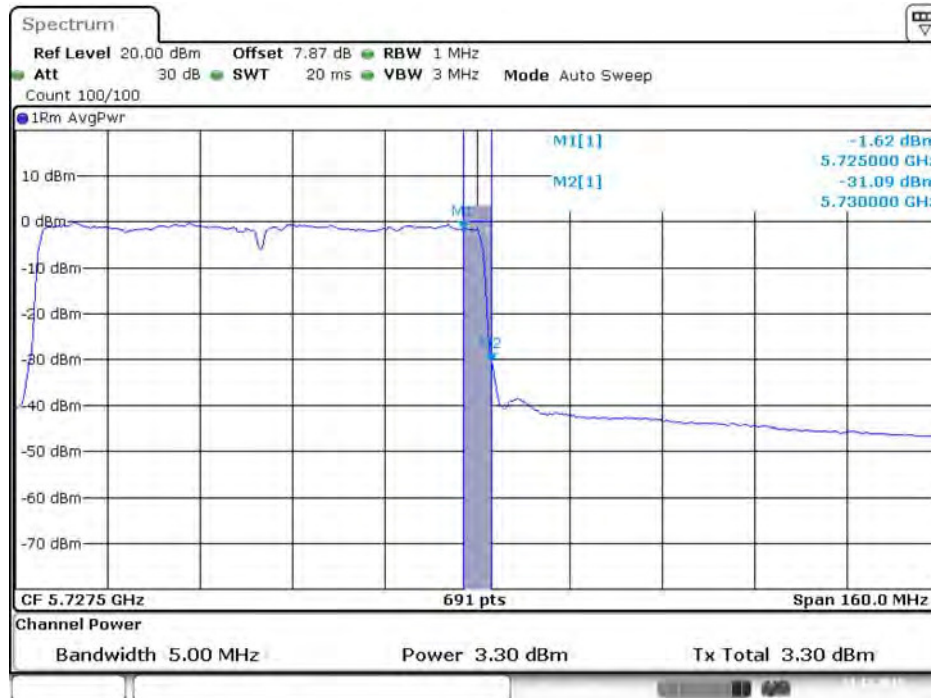
Date: 23.DEC.2015 13:52:06

Conducted Output Power Plot on Configuration IEEE 802.11ac MCS0/Nss2 VHT80 / Chain 6 / 5690 MHz (UNII 3)



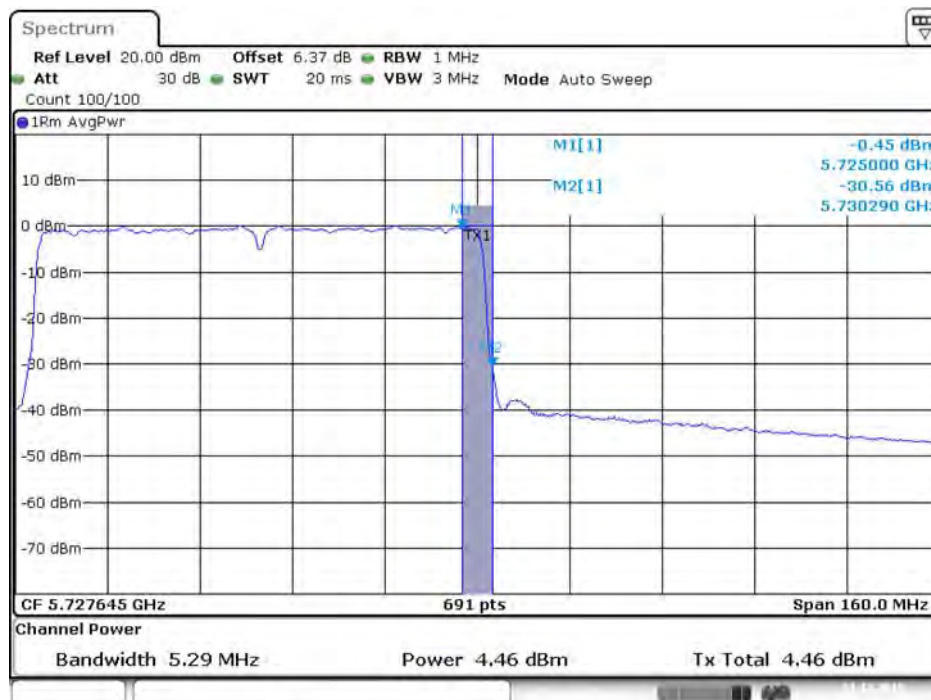
Date: 23.DEC.2015 13:55:08

Conducted Output Power Plot on Configuration IEEE 802.11ac MCS0/Nss2 VHT80 / Chain 7 / 5690 MHz (UNII 3)



Date: 23.DEC.2015 13:48:42

Conducted Output Power Plot on Configuration IEEE 802.11ac MCS0/Nss2 VHT80 / Chain 8 / 5690 MHz (UNII 3)



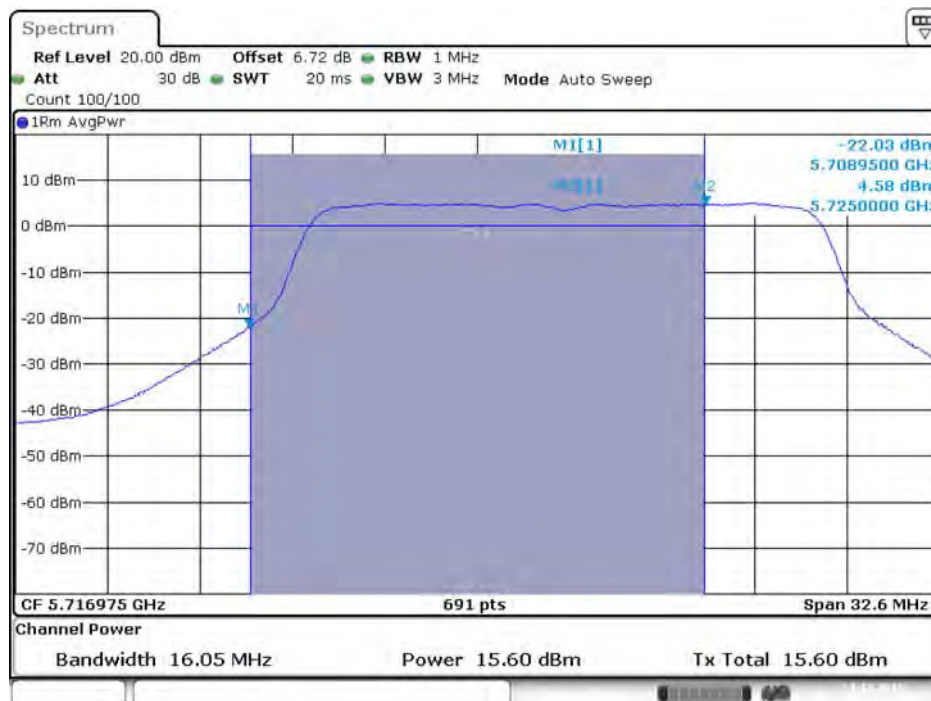
Date: 23.DEC.2015 13:59:34

Conducted Output Power Plot on Configuration IEEE 802.11ac MCS0/Nss3 VHT20 / Chain 5 / 5720 MHz (UNII 2C)



Date: 23.DEC.2015 14:31:04

Conducted Output Power Plot on Configuration IEEE 802.11ac MCS0/Nss3 VHT20 / Chain 6 / 5720 MHz (UNII 2C)



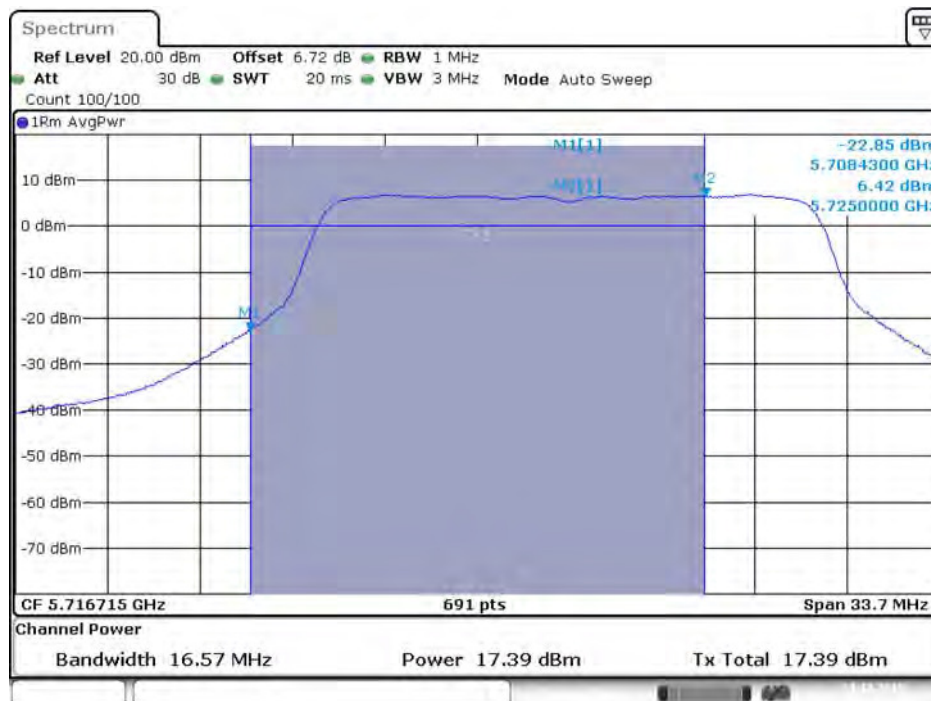
Date: 23.DEC.2015 14:31:04

Conducted Output Power Plot on Configuration IEEE 802.11ac MCS0/Nss3 VHT20 / Chain 7 / 5720 MHz (UNII 2C)



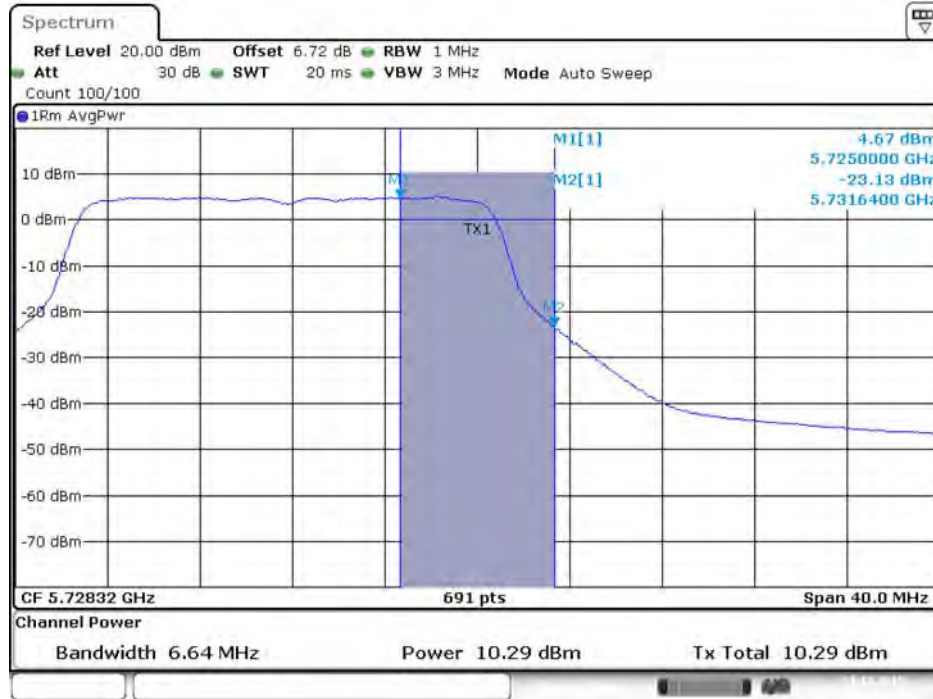
Date: 23.DEC.2015 14:31:04

Conducted Output Power Plot on Configuration IEEE 802.11ac MCS0/Nss3 VHT20 / Chain 8 / 5720 MHz (UNII 2C)



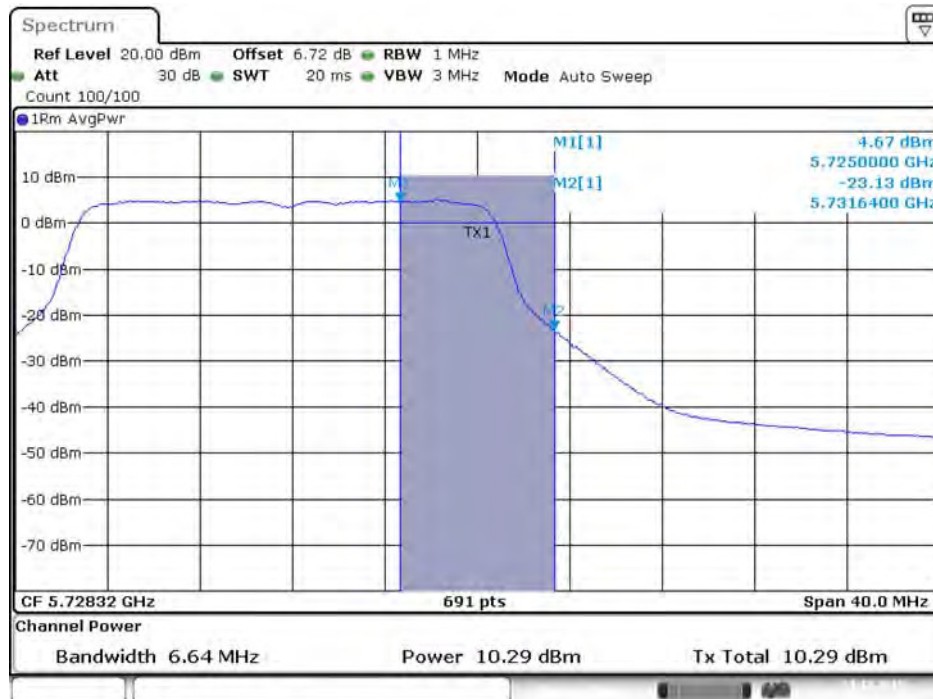
Date: 23.DEC.2015 14:28:59

Conducted Output Power Plot on Configuration IEEE 802.11ac MCS0/Nss3 VHT20 / Chain 5 / 5720 MHz (UNII 3)



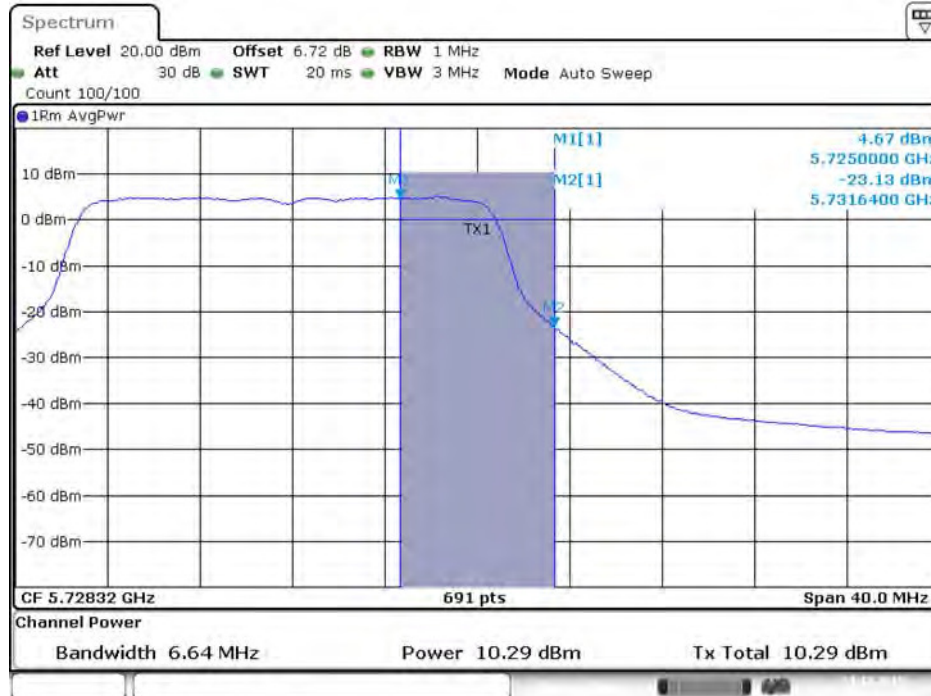
Date: 23.DEC.2015 14:31:07

Conducted Output Power Plot on Configuration IEEE 802.11ac MCS0/Nss3 VHT20 / Chain 6 / 5720 MHz (UNII 3)



Date: 23.DEC.2015 14:31:07

Conducted Output Power Plot on Configuration IEEE 802.11ac MCS0/Nss3 VHT20 / Chain 7 / 5720 MHz (UNII 3)



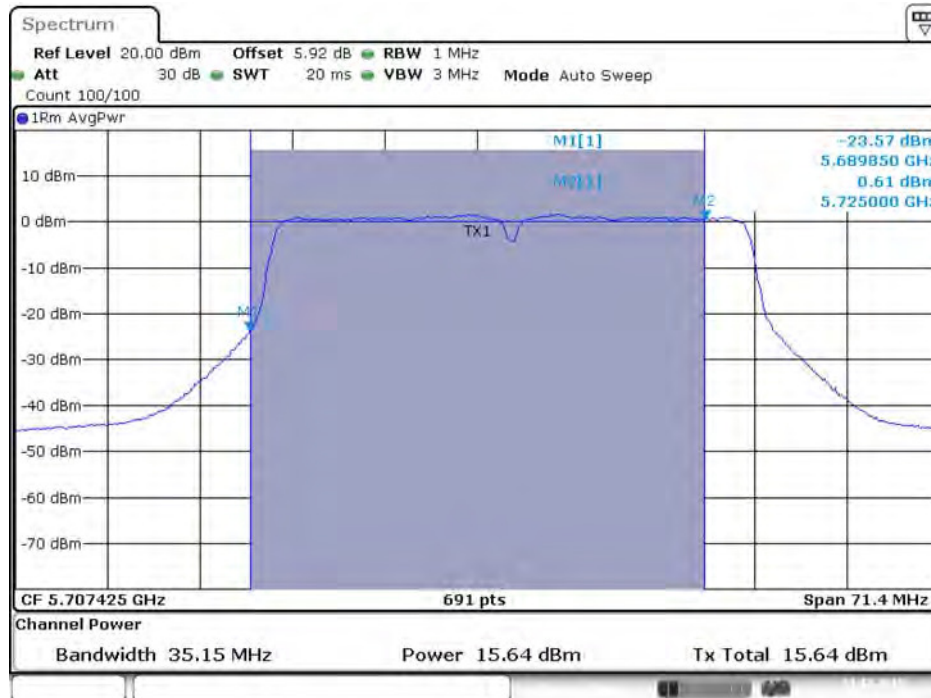
Date: 23.DEC.2015 14:31:07

Conducted Output Power Plot on Configuration IEEE 802.11ac MCS0/Nss3 VHT20 / Chain 8 / 5720 MHz (UNII 3)



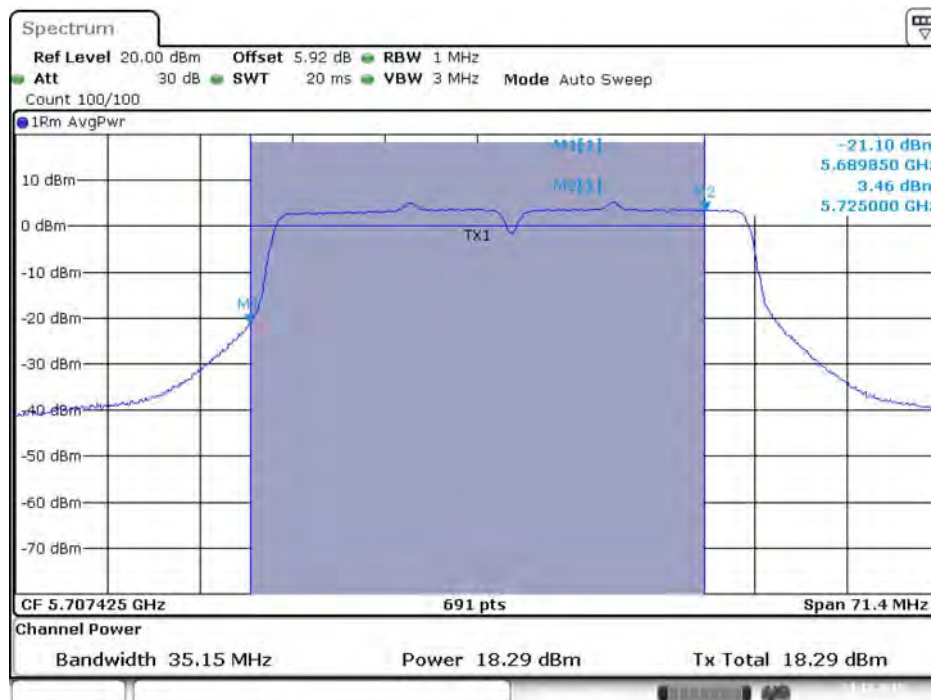
Date: 23.DEC.2015 14:27:03

Conducted Output Power Plot on Configuration IEEE 802.11ac MCS0/Nss3 VHT40 / Chain 5 / 5710 MHz (UNII 2C)



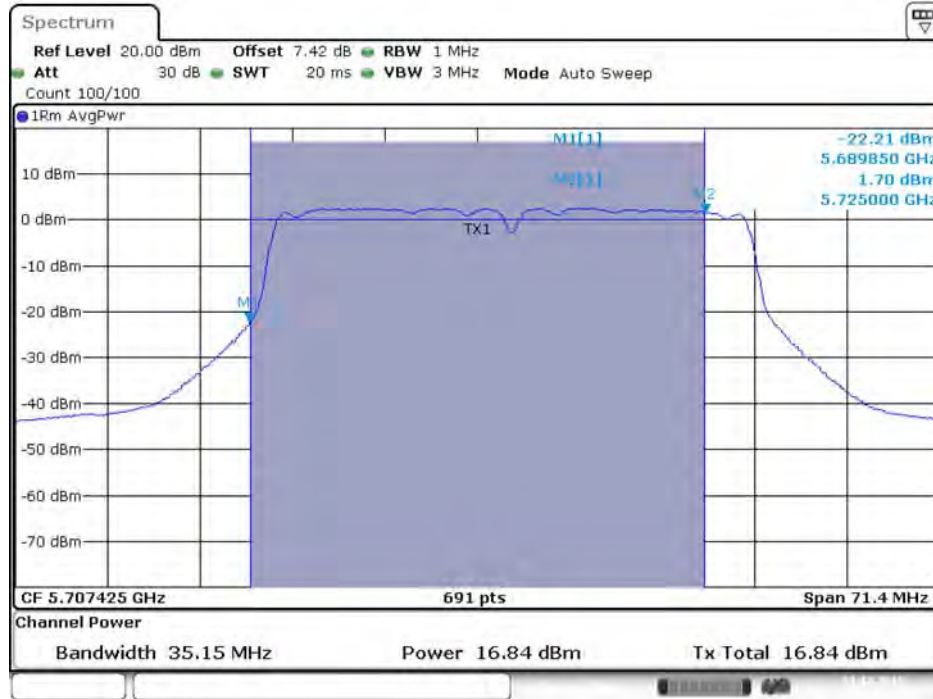
Date: 23.DEC.2015 14:39:05

Conducted Output Power Plot on Configuration IEEE 802.11ac MCS0/Nss3 VHT40 / Chain 6 / 5710 MHz (UNII 2C)



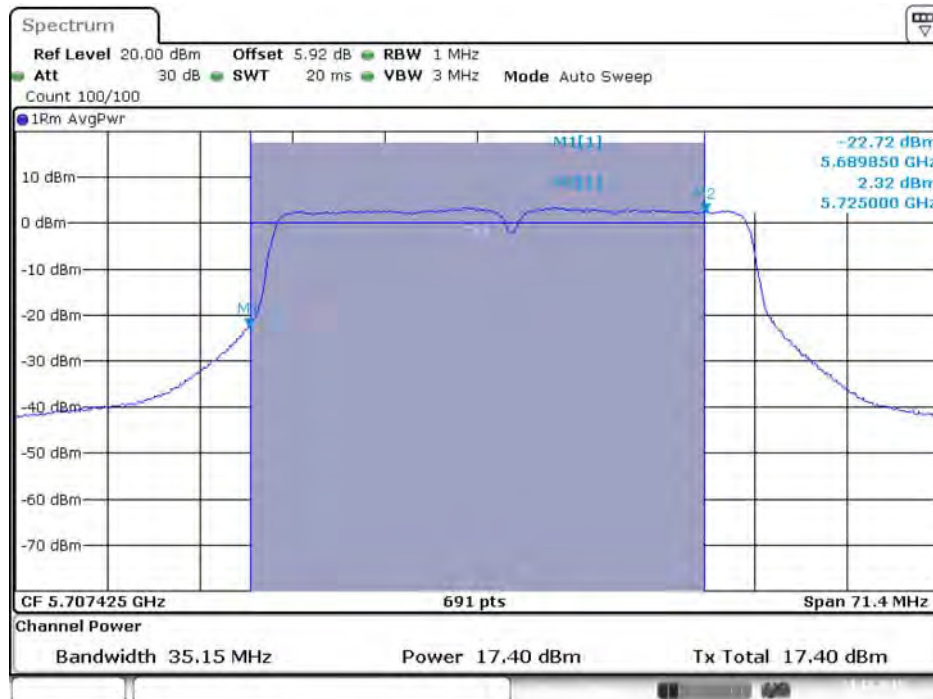
Date: 23.DEC.2015 14:40:39

Conducted Output Power Plot on Configuration IEEE 802.11ac MCS0/Nss3 VHT40 / Chain 7 / 5710 MHz (UNII 2C)



Date: 23.DEC.2015 14:37:34

Conducted Output Power Plot on Configuration IEEE 802.11ac MCS0/Nss3 VHT40 / Chain 8 / 5710 MHz (UNII 2C)



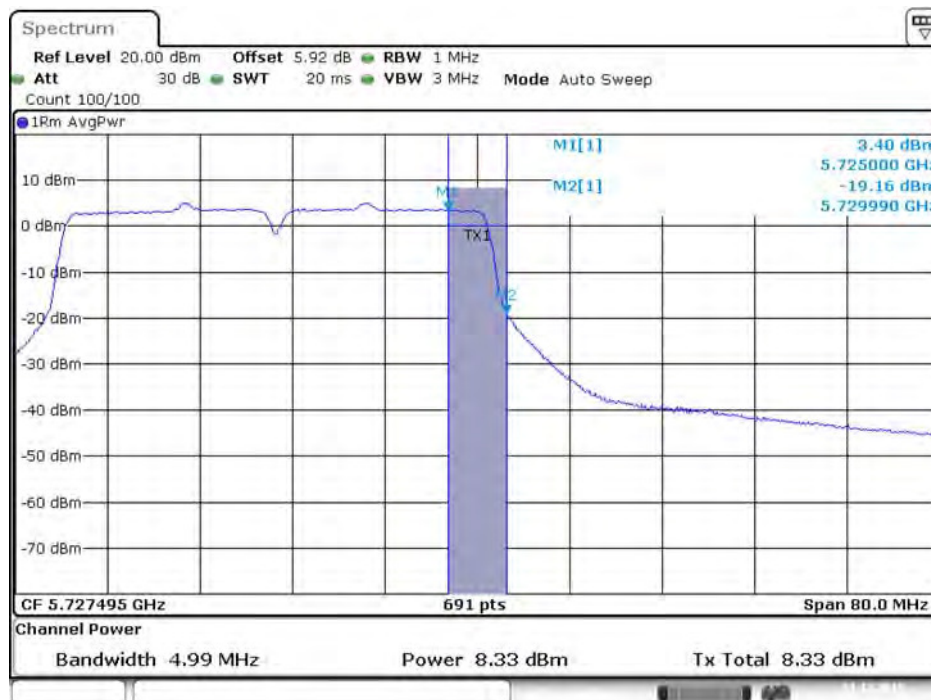
Date: 23.DEC.2015 14:42:49

Conducted Output Power Plot on Configuration IEEE 802.11ac MCS0/Nss3 VHT40 / Chain 5 / 5710 MHz (UNII 3)



Date: 23.DEC.2015 14:39:08

Conducted Output Power Plot on Configuration IEEE 802.11ac MCS0/Nss3 VHT40 / Chain 6 / 5710 MHz (UNII 3)



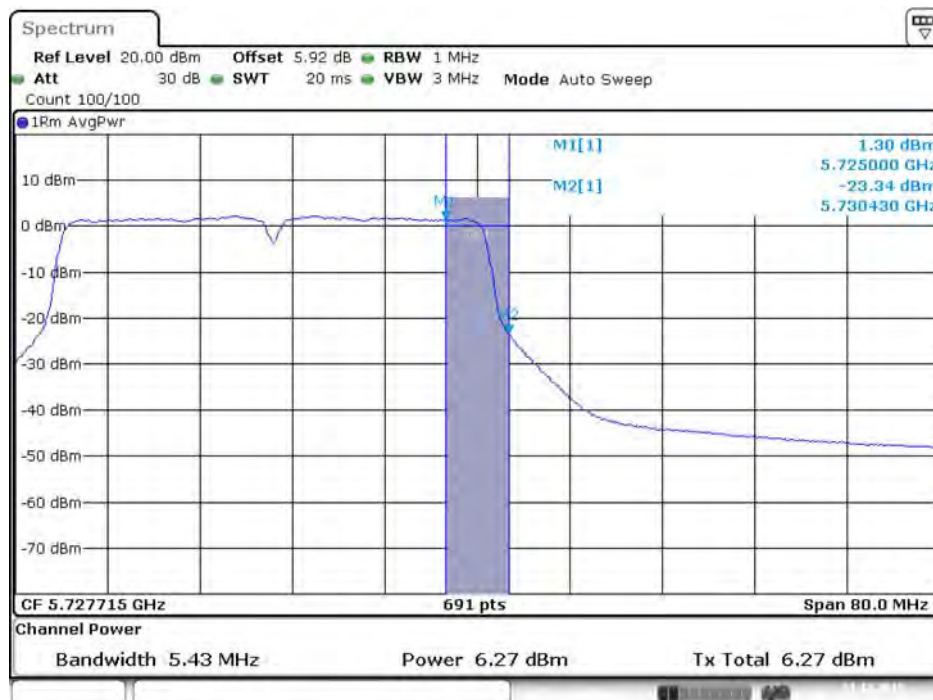
Date: 23.DEC.2015 14:40:42

Conducted Output Power Plot on Configuration IEEE 802.11ac MCS0/Nss3 VHT40 / Chain 7 / 5710 MHz (UNII 3)



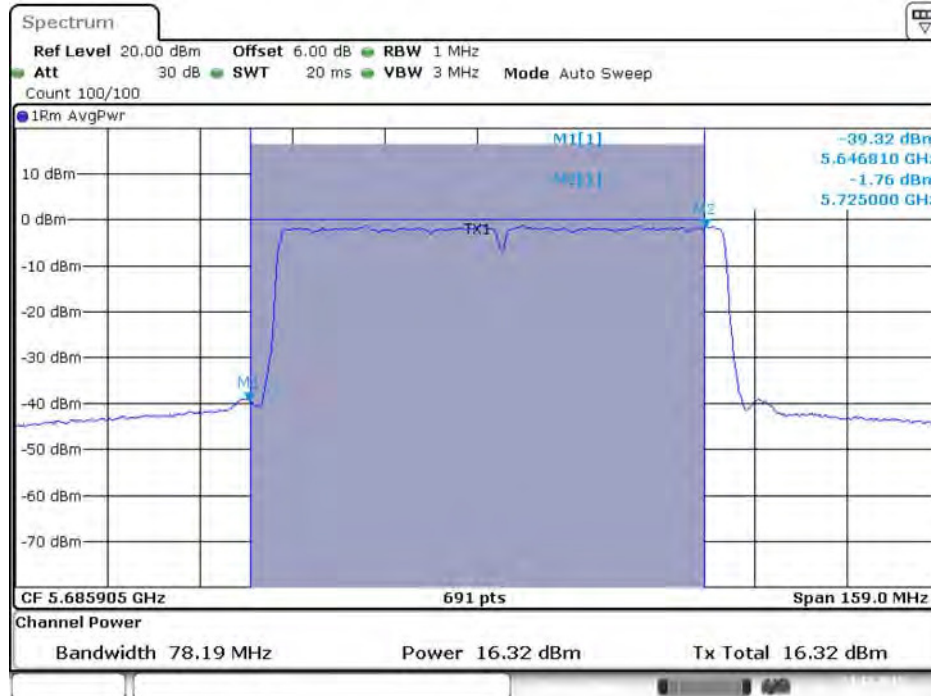
Date: 23.DEC.2015 14:37:07

Conducted Output Power Plot on Configuration IEEE 802.11ac MCS0/Nss3 VHT40 / Chain 8 / 5710 MHz (UNII 3)



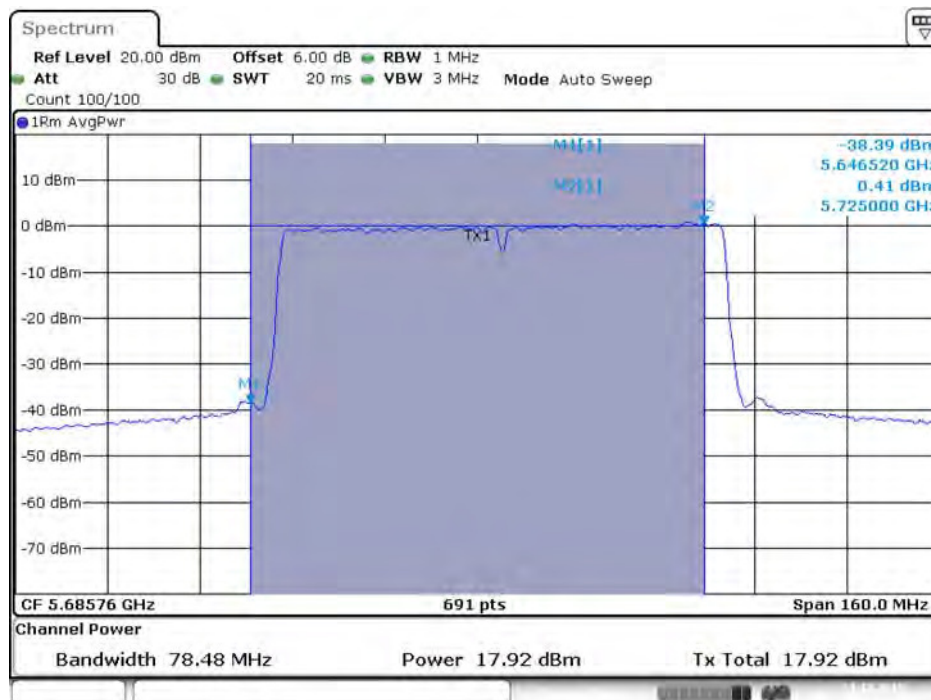
Date: 23.DEC.2015 14:43:52

Conducted Output Power Plot on Configuration IEEE 802.11ac MCS0/Nss3 VHT80 / Chain 5 / 5690 MHz (UNII 2C)



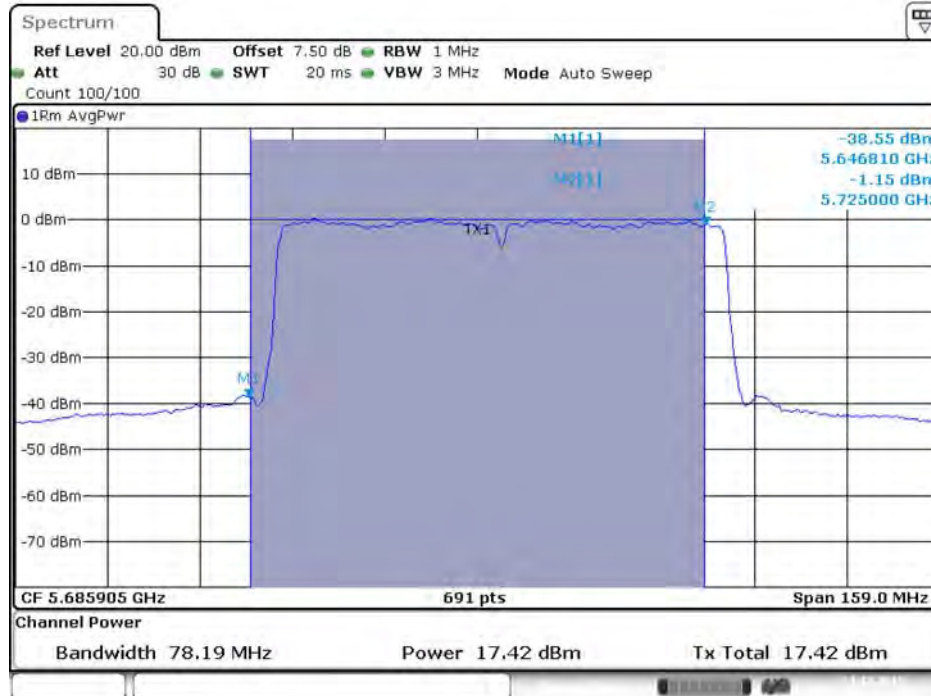
Date: 23.DEC.2015 14:50:00

Conducted Output Power Plot on Configuration IEEE 802.11ac MCS0/Nss3 VHT80 / Chain 6 / 5690 MHz (UNII 2C)



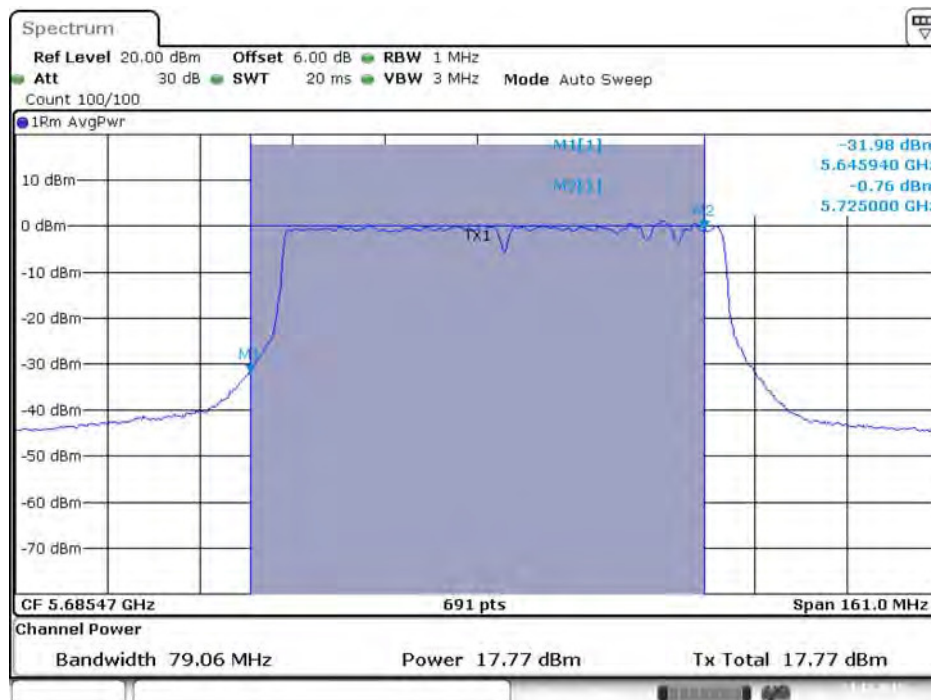
Date: 23.DEC.2015 14:48:14

Conducted Output Power Plot on Configuration IEEE 802.11ac MCS0/Nss3 VHT80 / Chain 7 / 5690 MHz (UNII 2C)



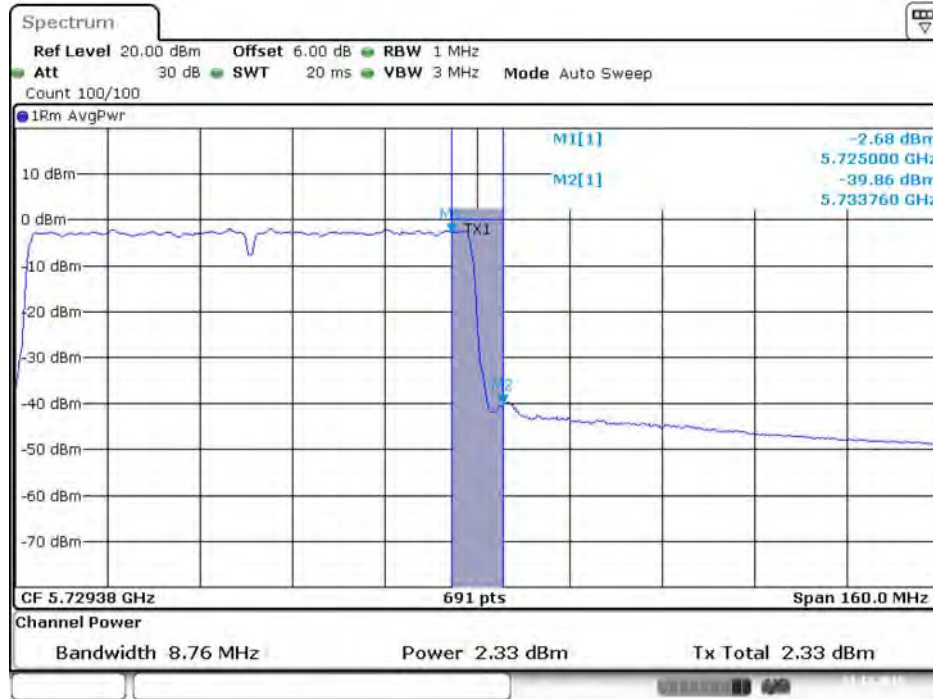
Date: 23.DEC.2015 14:51:39

Conducted Output Power Plot on Configuration IEEE 802.11ac MCS0/Nss3 VHT80 / Chain 8 / 5690 MHz (UNII 2C)



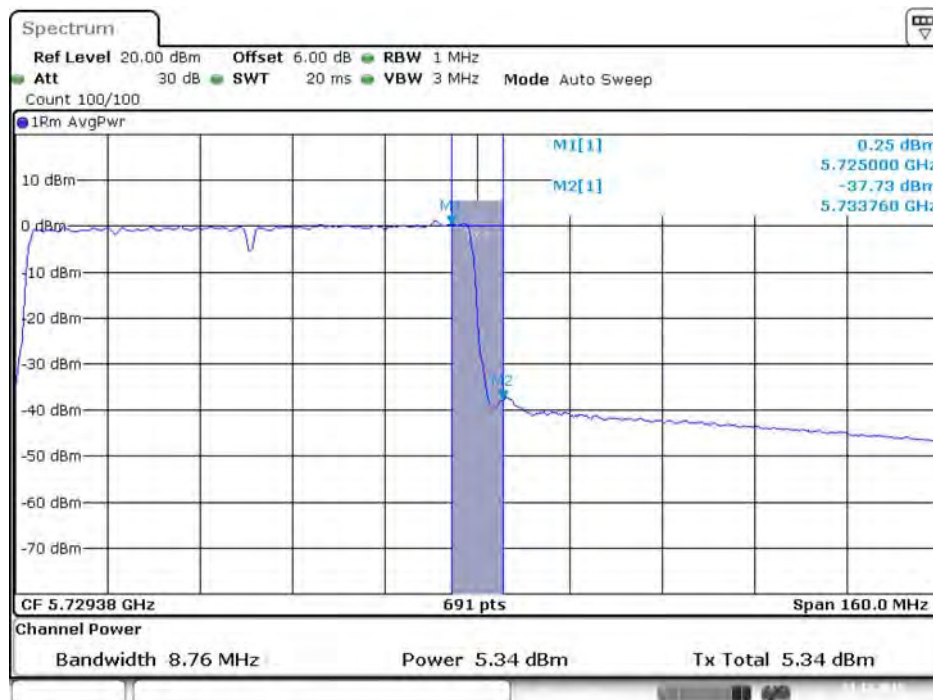
Date: 23.DEC.2015 14:45:33

Conducted Output Power Plot on Configuration IEEE 802.11ac MCS0/Nss3 VHT80 / Chain 5 / 5690 MHz (UNII 3)



Date: 23.DEC.2015 14:50:39

Conducted Output Power Plot on Configuration IEEE 802.11ac MCS0/Nss3 VHT80 / Chain 6 / 5690 MHz (UNII 3)



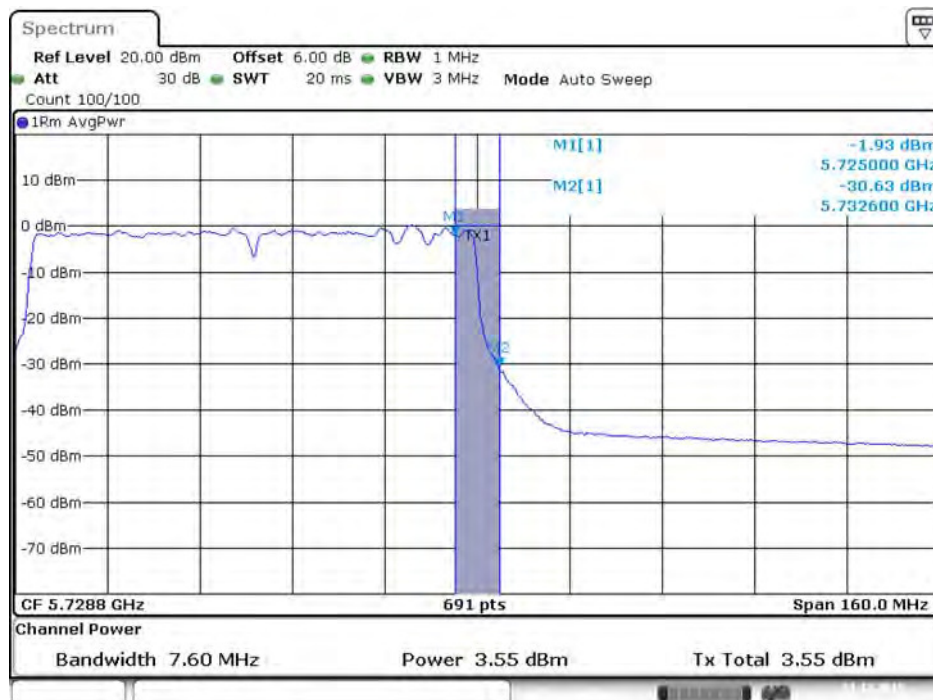
Date: 23.DEC.2015 14:48:18

Conducted Output Power Plot on Configuration IEEE 802.11ac MCS0/Nss3 VHT80 / Chain 7 / 5690 MHz (UNII 3)



Date: 23.DEC.2015 14:51:43

Conducted Output Power Plot on Configuration IEEE 802.11ac MCS0/Nss3 VHT80 / Chain 8 / 5690 MHz (UNII 3)

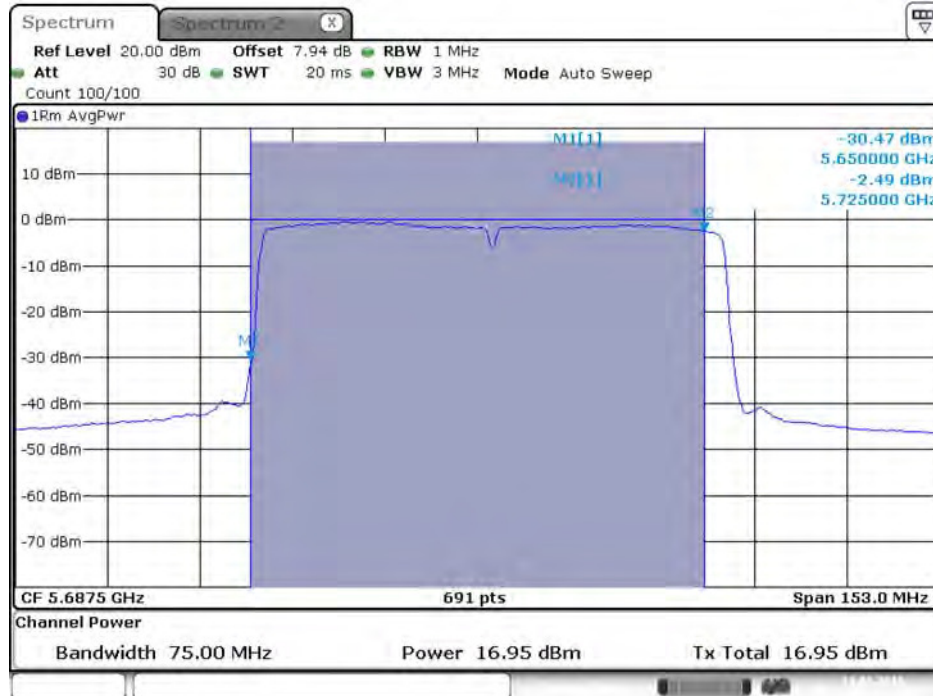


Date: 23.DEC.2015 14:46:06

For 802.11ac MCS0/Nss2 VHT80+80 Mode

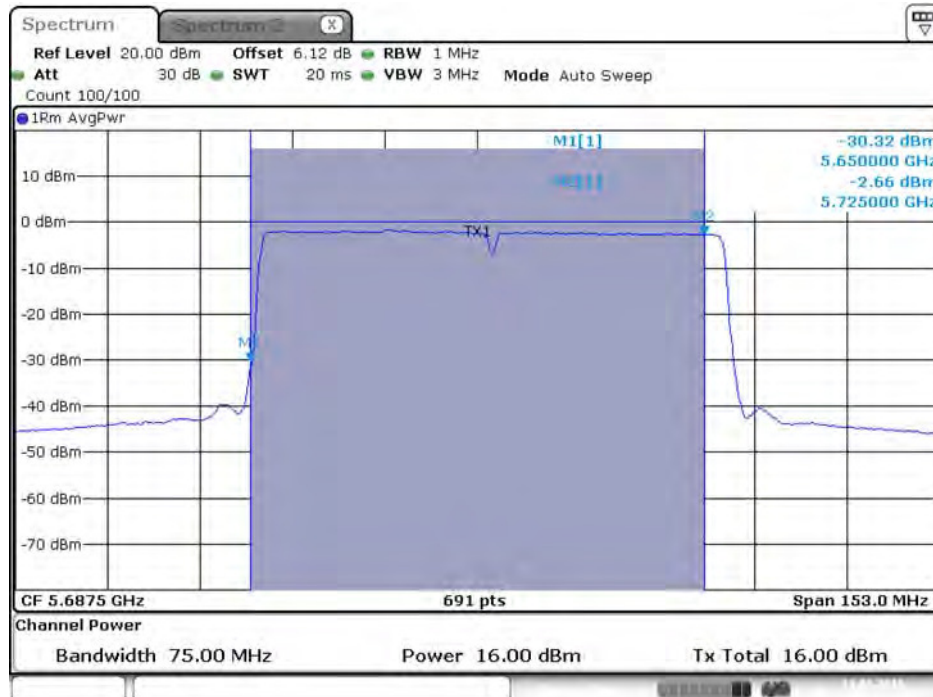
Type 3

Conducted Output Power Plot on Chain 7 / 5690 MHz (UNII 2C)



Date: 11.JAN.2016 22:38:15

Conducted Output Power Plot on Chain 8 / 5690 MHz (UNII 2C)



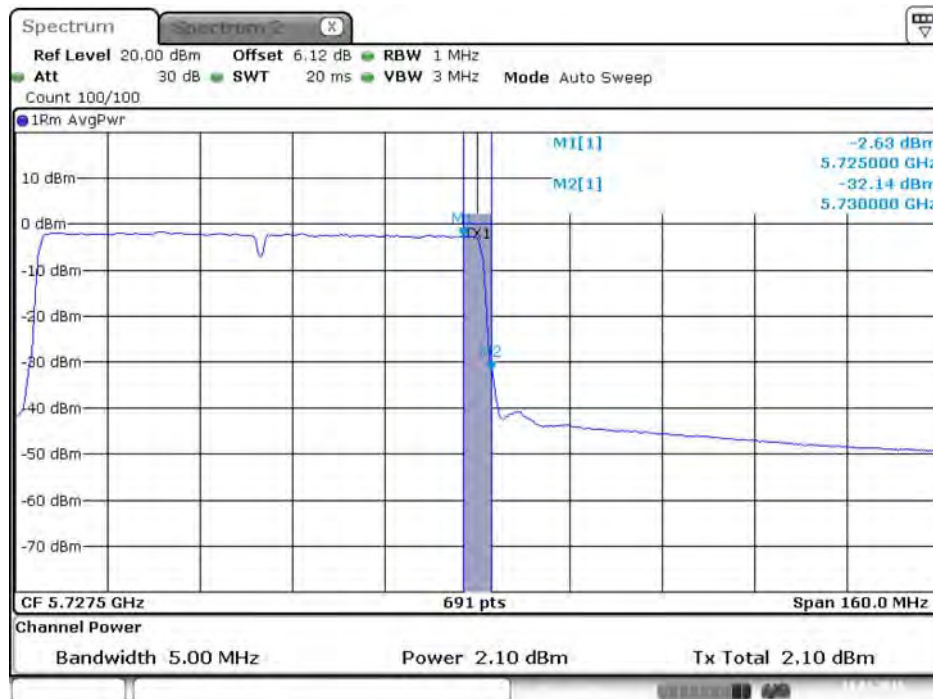
Date: 11.JAN.2016 22:41:32

Conducted Output Power Plot on Chain 7 / 5690 MHz (UNII 3)



Date: 11.JAN.2016 22:38:18

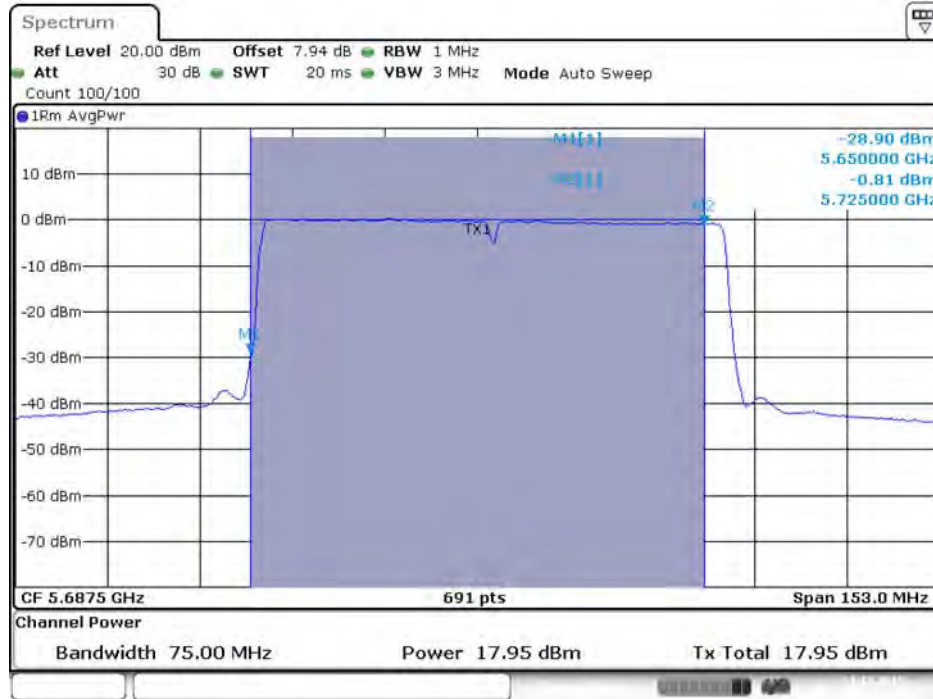
Conducted Output Power Plot on Chain 8 / 5690 MHz (UNII 3)



Date: 11.JAN.2016 22:41:35

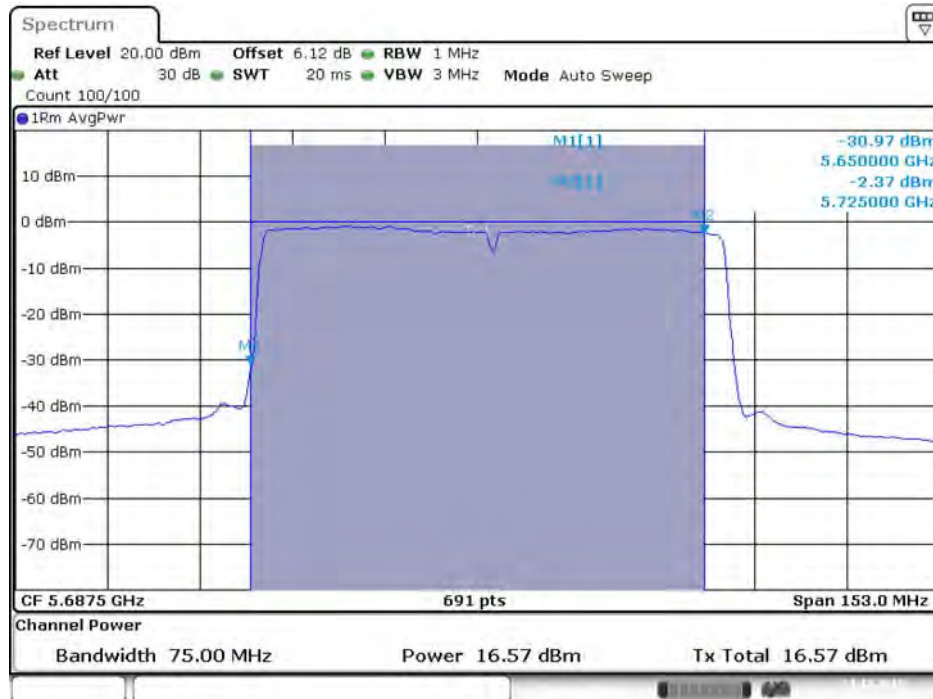
Type 6

Conducted Output Power Plot on Chain 7 / 5690 MHz (UNII 2C)



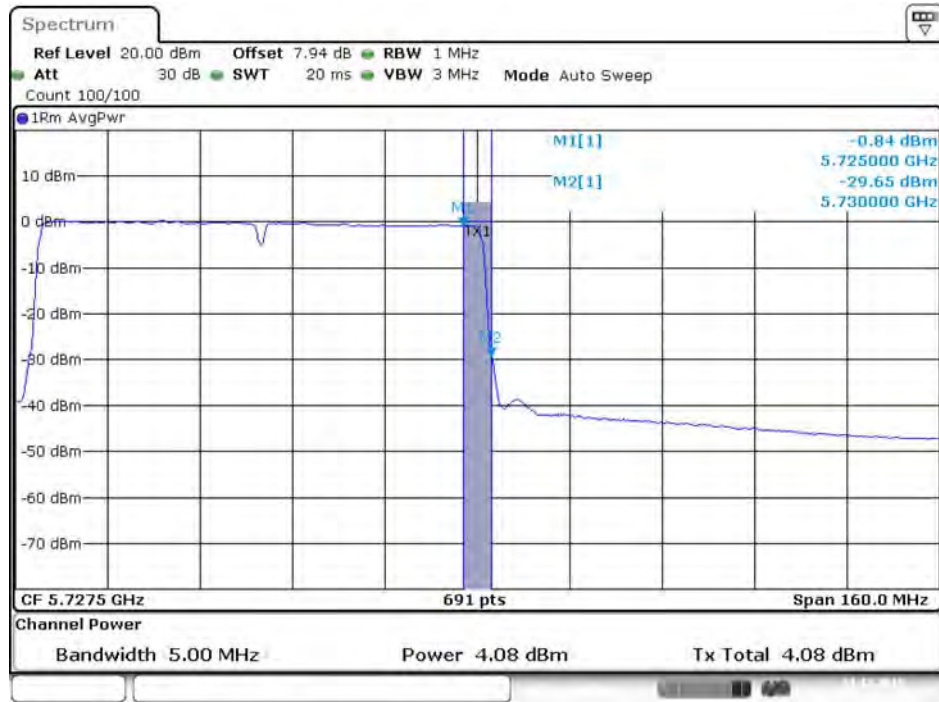
Date: 23.DEC.2015 17:02:37

Conducted Output Power Plot on Chain 8 / 5690 MHz (UNII 2C)



Date: 23.DEC.2015 16:59:46

Conducted Output Power Plot on Chain 7 / 5690 MHz (UNII 3)



Date: 23.DEC.2015 17:02:40

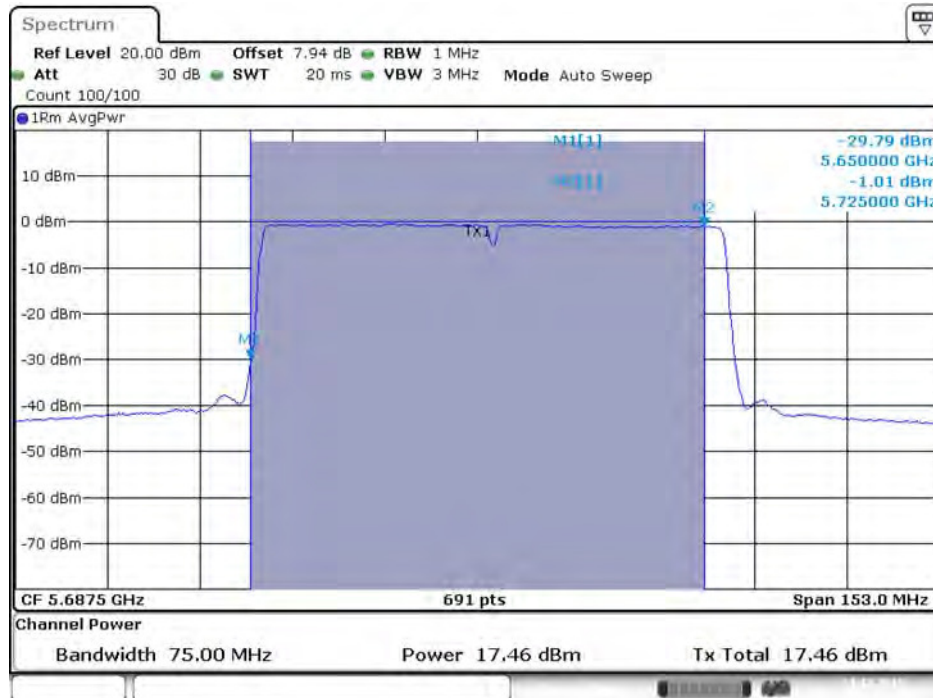
Conducted Output Power Plot on Chain 8 / 5690 MHz (UNII 3)



Date: 23.DEC.2015 17:00:11

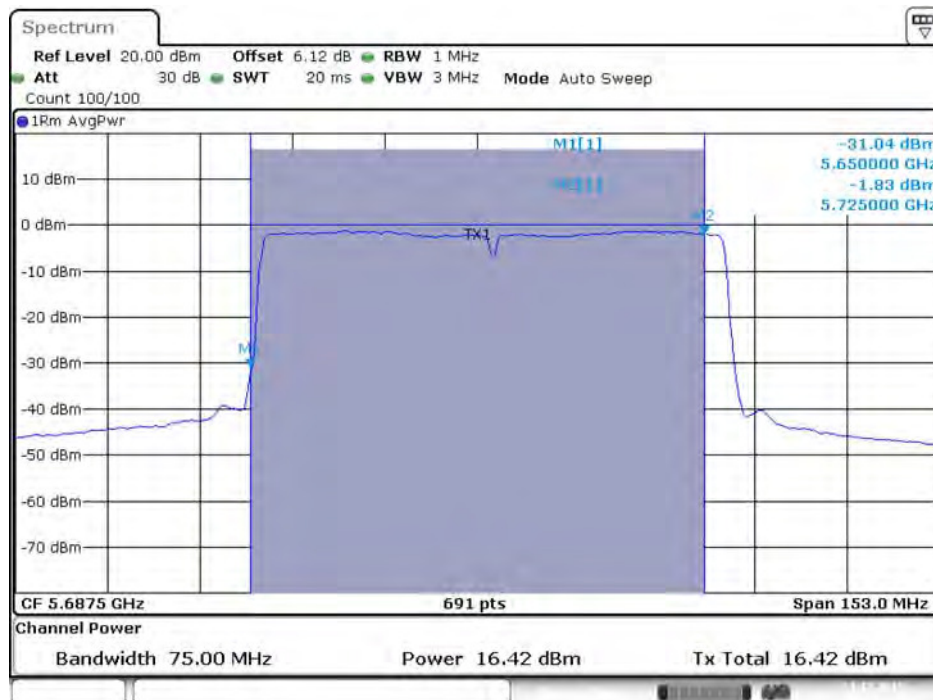
Type 8

Conducted Output Power Plot on Chain 7 / 5690 MHz (UNII 2C)



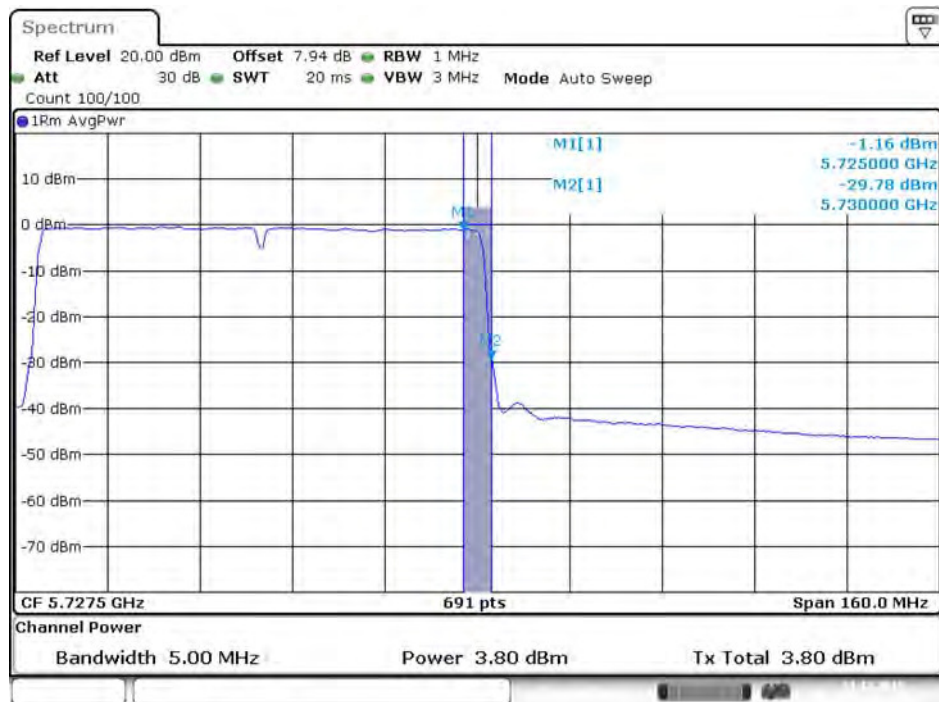
Date: 23.DEC.2015 17:07:04

Conducted Output Power Plot on Chain 8 / 5690 MHz (UNII 2C)



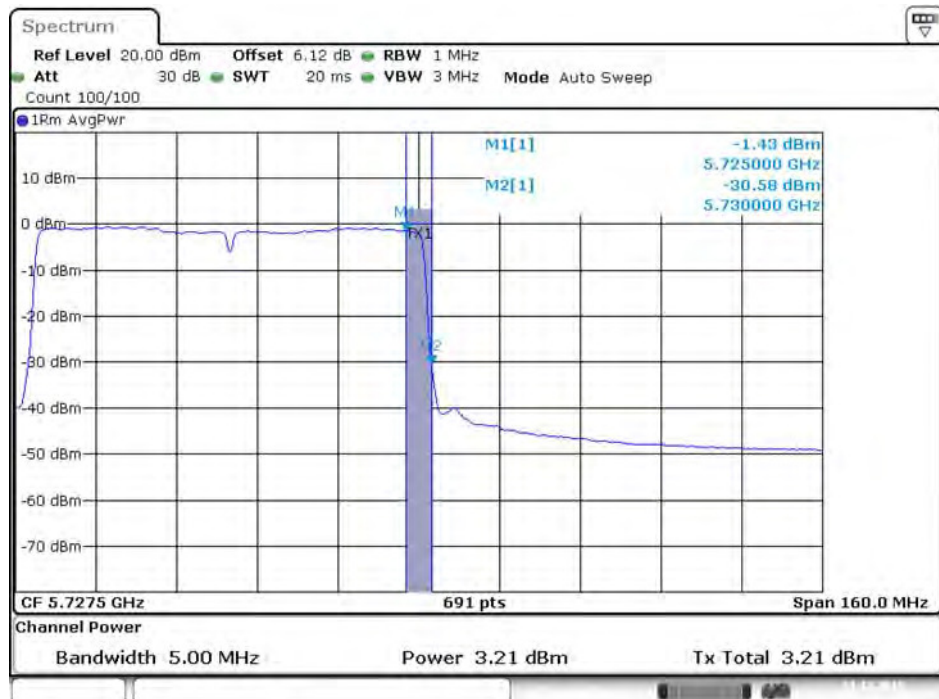
Date: 23.DEC.2015 17:09:21

Conducted Output Power Plot on Chain 7 / 5690 MHz (UNII 3)



Date: 23.DEC.2015 17:07:07

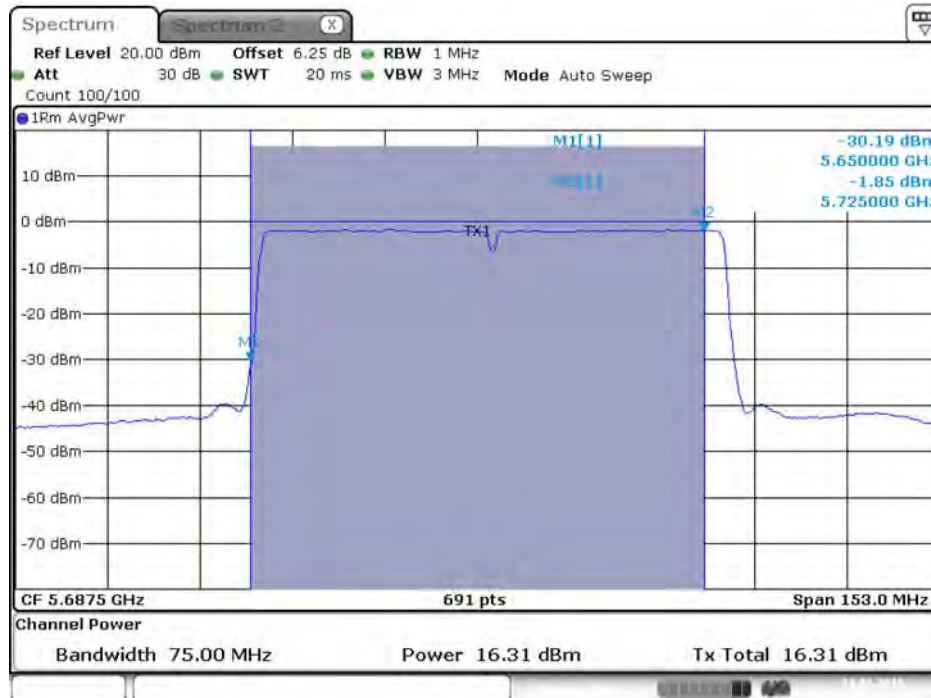
Conducted Output Power Plot on Chain 8 / 5690 MHz (UNII 3)



Date: 23.DEC.2015 17:11:04

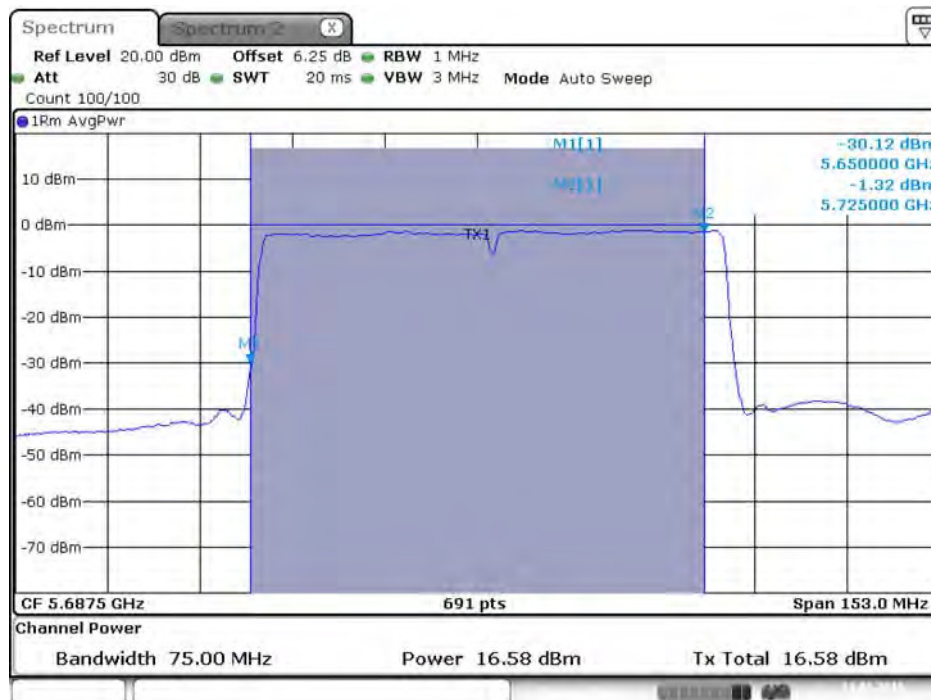
Type 11

Conducted Output Power Plot on Chain 5 / 5690 MHz (UNII 2C)



Date: 11.JAN.2016 22:44:51

Conducted Output Power Plot on Chain 6 / 5690 MHz (UNII 2C)



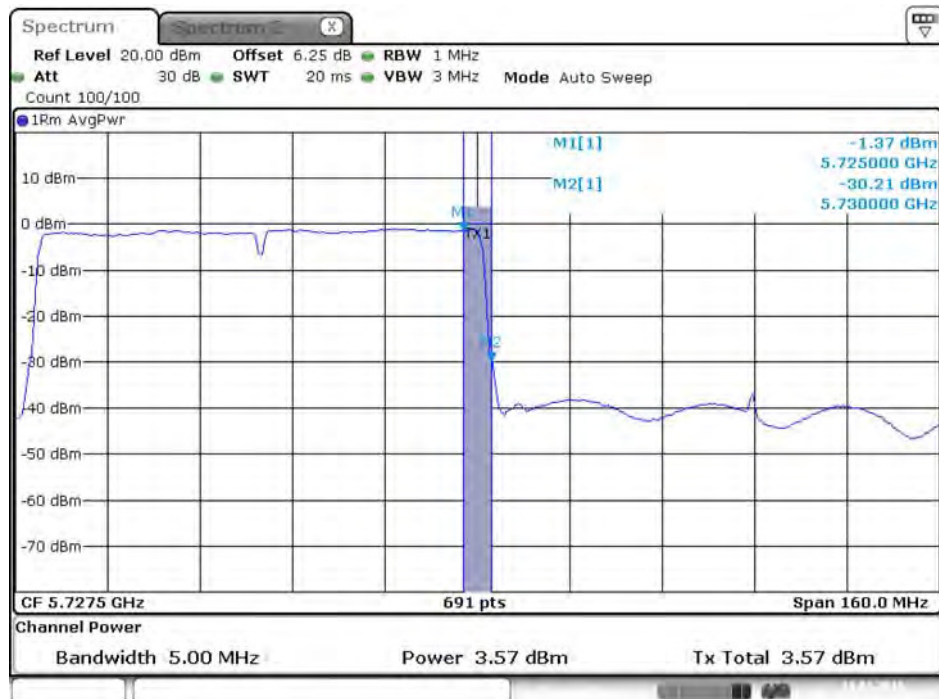
Date: 11.JAN.2016 22:44:58

Conducted Output Power Plot on Chain 5 / 5690 MHz (UNII 3)



Date: 11.JAN.2016 22:44:54

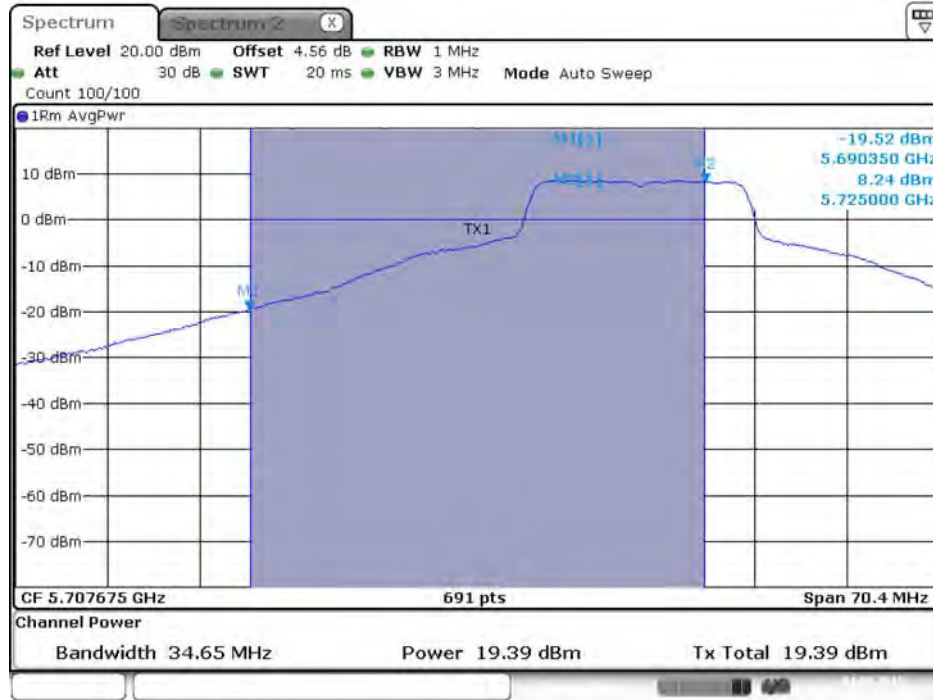
Conducted Output Power Plot on Chain 6 / 5690 MHz (UNII 3)



Date: 11.JAN.2016 22:45:02

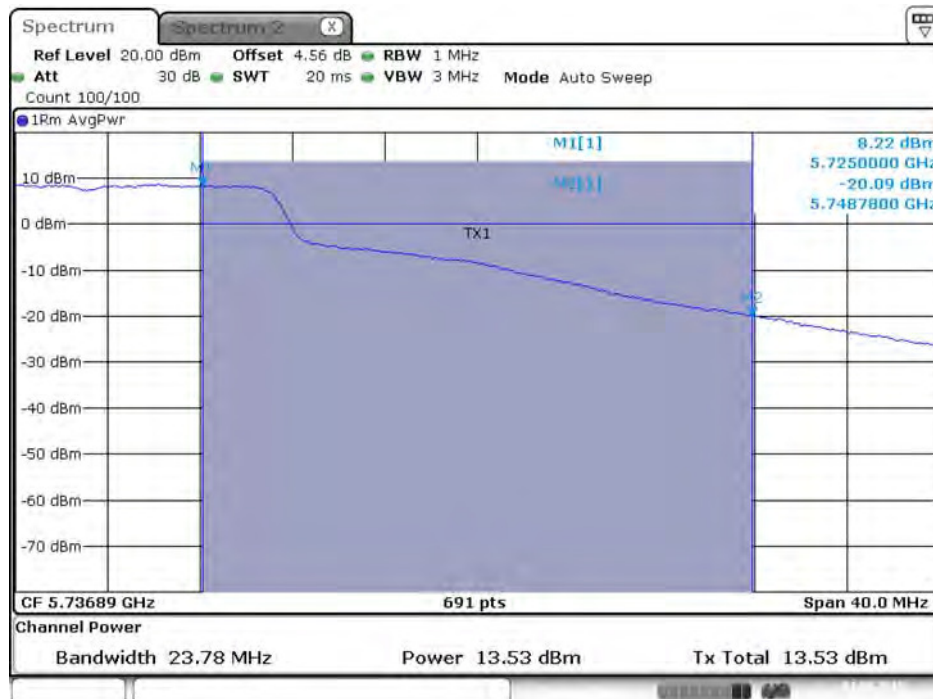
<Radio 3 Mode>

Conducted Output Power Plot on Configuration IEEE 802.11a / Chain 9 / 5720 MHz (UNII 2C)



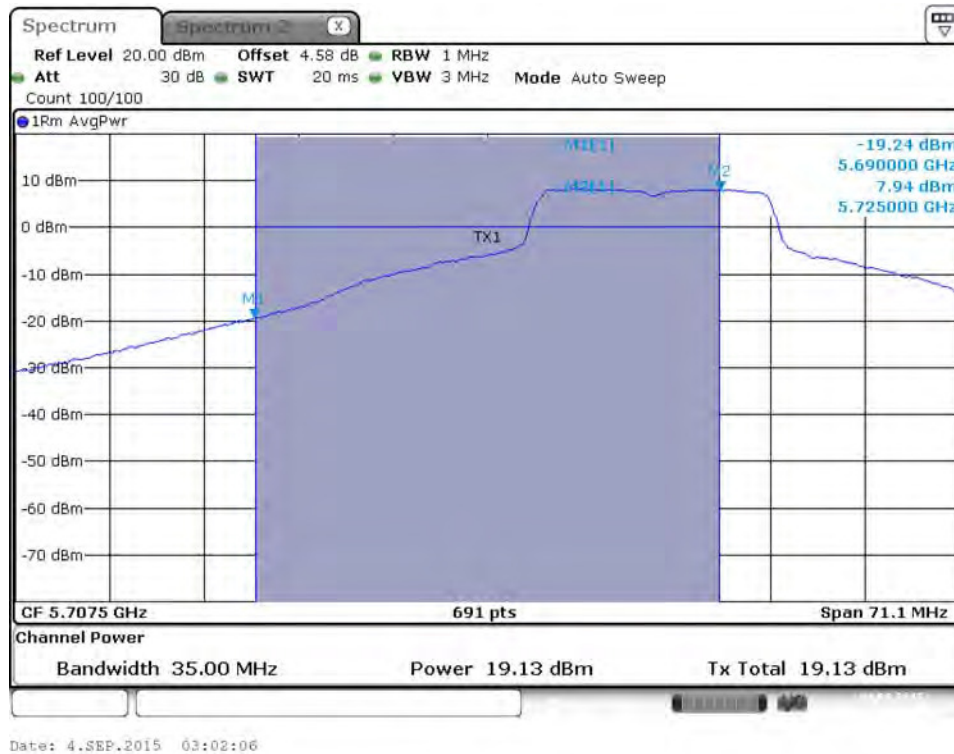
Date: 4.SEP.2015 02:24:20

Conducted Output Power Plot on Configuration IEEE 802.11a / Chain 9 / 5720 MHz (UNII 3)

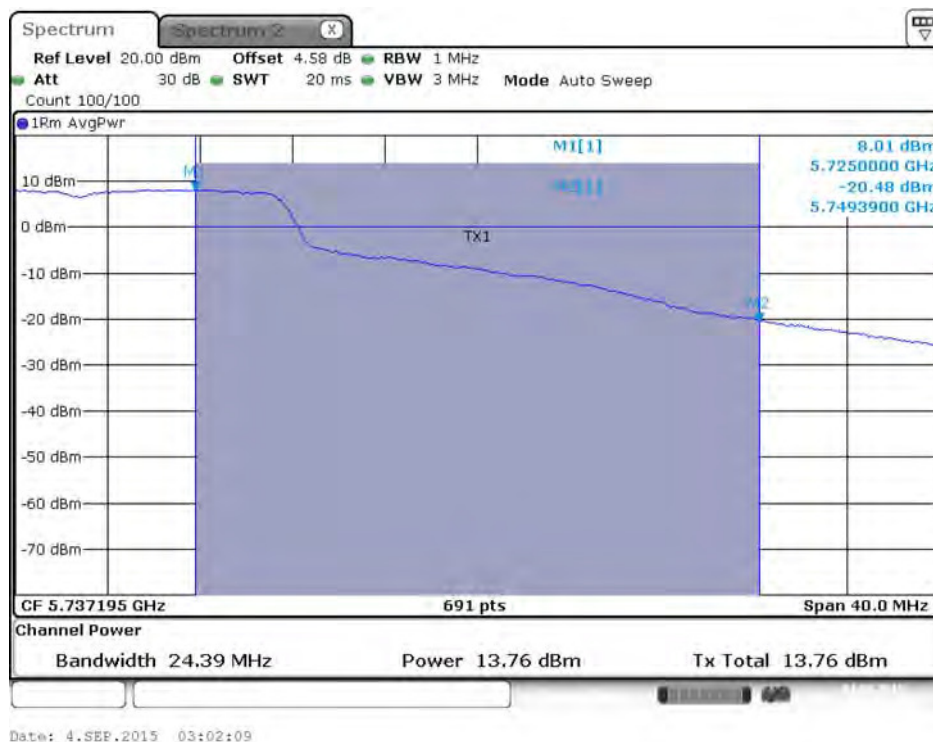


Date: 4.SEP.2015 02:24:23

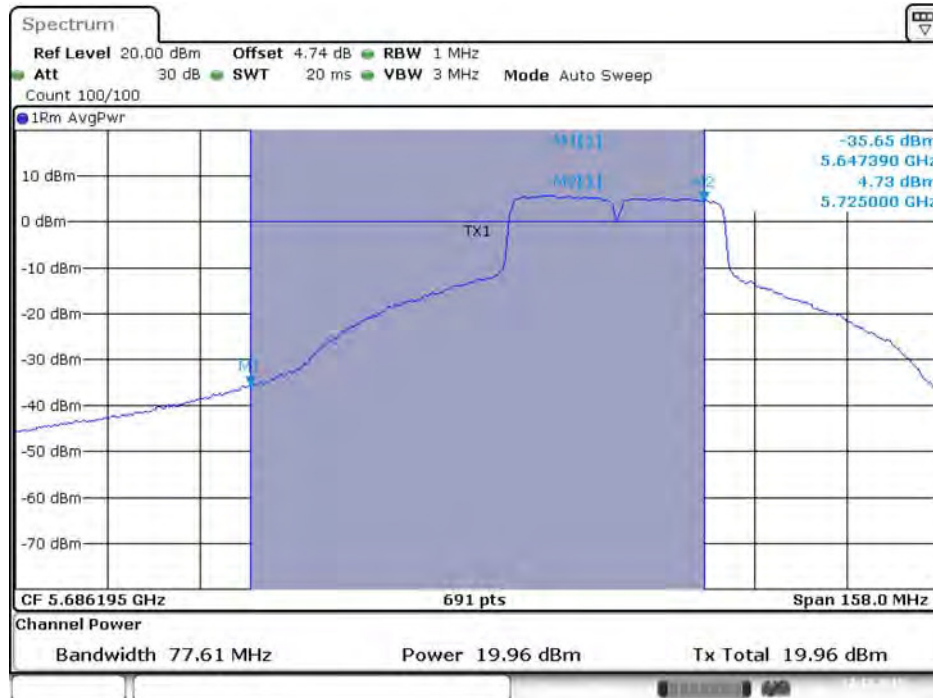
Conducted Output Power Plot on Configuration IEEE 802.11ac MCS0/Nss1 VHT20 / Chain 9 / 5720 MHz (UNII 2C)



Conducted Output Power Plot on Configuration IEEE 802.11ac MCS0/Nss1 VHT20 / Chain 9 / 5720 MHz (UNII 3)

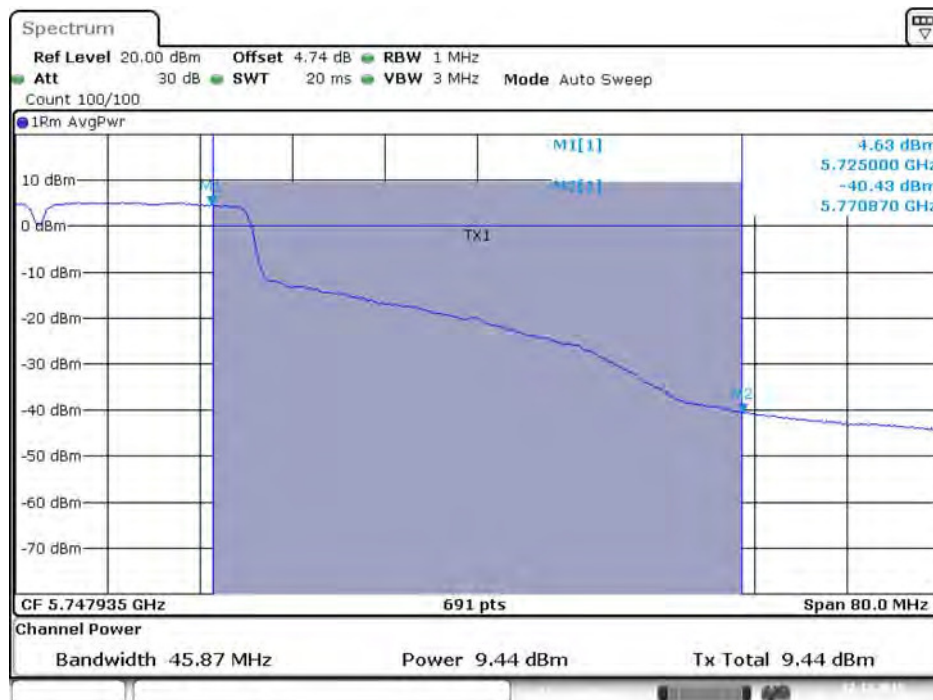


Conducted Output Power Plot on Configuration IEEE 802.11ac MCS0/Nss1 VHT40 / Chain 9 / 5710 MHz (UNII 2C)



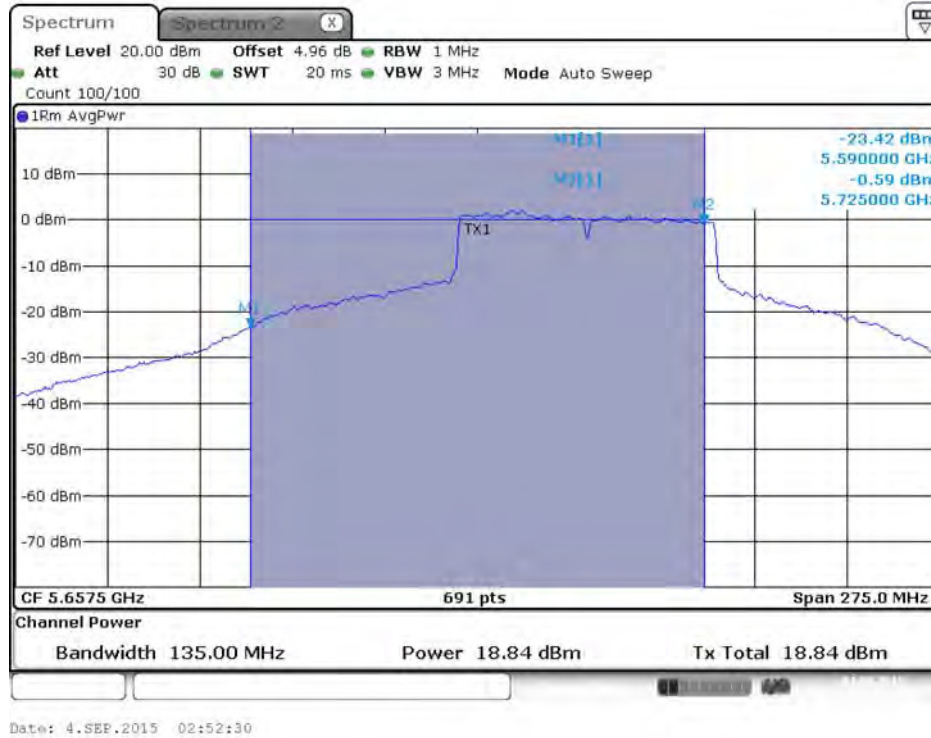
Date: 22.DEC.2015 17:13:26

Conducted Output Power Plot on Configuration IEEE 802.11ac MCS0/Nss1 VHT40 / Chain 9 / 5710 MHz (UNII 3)

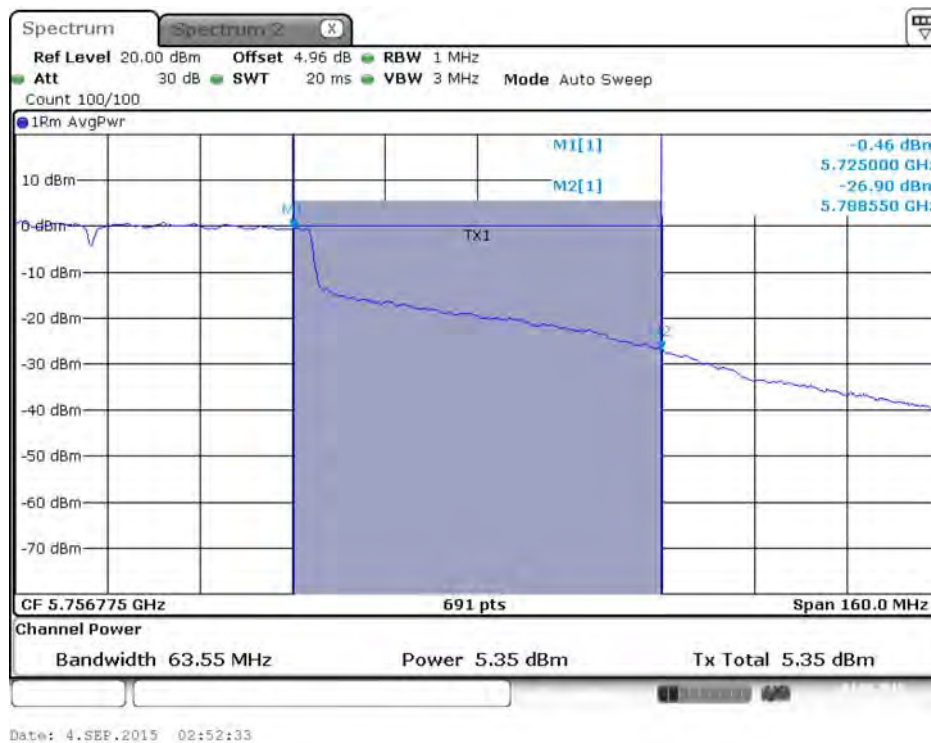


Date: 22.DEC.2015 17:13:29

Conducted Output Power Plot on Configuration IEEE 802.11ac MCS0/Nss1 VHT80 / Chain 9 / 5690 MHz (UNII 2C)



Conducted Output Power Plot on Configuration IEEE 802.11ac MCS0/Nss1 VHT80 / Chain 9 / 5690 MHz (UNII 3)



4.4. Power Spectral Density Measurement

4.4.1. Limit

The following table is power spectral density limits and decrease power density limit rule refer to section 4.3.1.

Frequency Band		Limit
<input checked="" type="checkbox"/>	5.25-5.35 GHz	11 dBm/MHz
<input checked="" type="checkbox"/>	5.470-5.725 GHz	11 dBm/MHz

4.4.2. Measuring Instruments and Setting

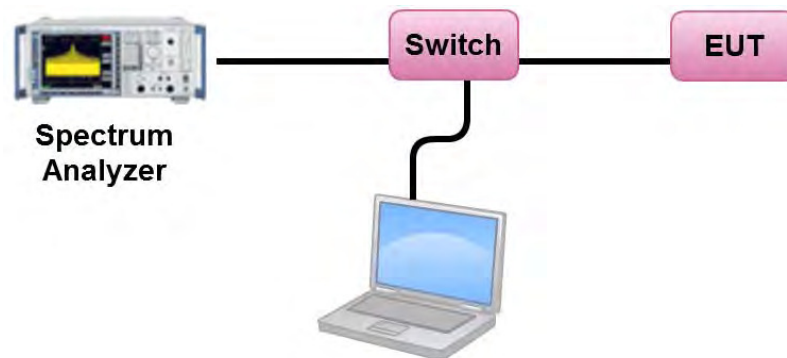
Please refer to section 5 of equipments list in this report. The following table is the setting of the spectrum analyzer.

Spectrum Parameter	Setting
Attenuation	Auto
Span Frequency	Encompass the entire emissions bandwidth (EBW) of the signal
RBW	1000 kHz
VBW	3000 kHz
Detector	RMS
Trace	AVERAGE
Sweep Time	Auto
Trace Average	100 times

4.4.3. Test Procedures

1. The transmitter output (antenna port) was connected RF switch to the spectrum analyzer.
2. Test was performed in accordance with KDB789033 D02 v01r01 for Compliance Testing of Unlicensed National Information Infrastructure (U-NII) Devices - section (F) Maximum Power Spectral Density (PSD).
3. Multiple antenna systems was performed in accordance KDB662911 D01 v02r01 in-Band Power Spectral Density (PSD) Measurements (a) Measure and sum the spectra across the outputs.
4. When measuring first spectral bin of output 1 is summed with that in the first spectral bin of output 2 and that from the first spectral bin of output 3 and so on up to the Nth output to obtain the value for the first frequency bin of the summed spectrum. The summed spectrum value for each of the other frequency bins is computed in the same way.

4.4.4. Test Setup Layout



4.4.5. Test Deviation

There is no deviation with the original standard.

4.4.6. EUT Operation during Test

The EUT was programmed to be in continuously transmitting mode.

4.4.7. Test Result of Power Spectral Density

Temperature	25°C	Humidity	45%
Test Engineer	Mars Lin		

<For Radio 2 Non-beamforming Mode>

Mode	Frequency	Power Density (dBm/MHz)	Max. Limit (dBm/MHz)	Result
802.11a	5260 MHz	10.66	11.00	Complies
	5300 MHz	10.66	11.00	Complies
	5320 MHz	10.66	11.00	Complies
	5500 MHz	9.83	9.89	Complies
	5580 MHz	9.76	9.89	Complies
	5700 MHz	9.79	9.89	Complies
802.11ac MCS0/Nss1 VHT20	5260 MHz	10.96	11.00	Complies
	5300 MHz	10.90	11.00	Complies
	5320 MHz	10.81	11.00	Complies
	5500 MHz	9.81	9.89	Complies
	5580 MHz	9.79	9.89	Complies
	5700 MHz	9.86	9.89	Complies
802.11ac MCS0/Nss1 VHT40	5270 MHz	7.97	11.00	Complies
	5310 MHz	7.88	11.00	Complies
	5510 MHz	7.53	9.89	Complies
	5550 MHz	7.52	9.89	Complies
	5670 MHz	7.82	9.89	Complies
802.11ac MCS0/Nss1 VHT80	5290 MHz	1.57	11.00	Complies
	5530 MHz	-0.36	9.89	Complies
	5610 MHz	4.28	9.89	Complies

Note:

$$U\text{-NII-2A DirectionalGain} = 10 \cdot \log \left[\frac{\sum_{j=1}^{N_{SS}} \left\{ \sum_{k=1}^{N_{ANT}} g_{j,k} \right\}^2}{N_{ANT}} \right] = 5.47 < 6\text{dBi, so the limit doesn't reduce.}$$

$$U\text{-NII-2C DirectionalGain} = 10 \cdot \log \left[\frac{\sum_{j=1}^{N_{SS}} \left\{ \sum_{k=1}^{N_{ANT}} g_{j,k} \right\}^2}{N_{ANT}} \right] = 7.11, \text{ so limit} = 11 - (7.11 - 6) = 9.89\text{dBm/MHz.}$$

Mode	Frequency	Power Density (dBm/MHz)	Max. Limit (dBm/MHz)	Result
802.11ac MCS0/Nss4 VHT20	5260 MHz	10.73	11.00	Complies
	5300 MHz	10.88	11.00	Complies
	5320 MHz	10.83	11.00	Complies
	5500 MHz	10.58	11.00	Complies
	5580 MHz	10.50	11.00	Complies
	5700 MHz	10.68	11.00	Complies
802.11ac MCS0/Nss4 VHT40	5270 MHz	7.81	11.00	Complies
	5310 MHz	7.52	11.00	Complies
	5510 MHz	7.81	11.00	Complies
	5550 MHz	7.62	11.00	Complies
	5670 MHz	7.55	11.00	Complies
802.11ac MCS0/Nss4 VHT80	5290 MHz	1.78	11.00	Complies
	5530 MHz	2.42	11.00	Complies
	5610 MHz	4.58	11.00	Complies

Straddle Channel
Configuration IEEE 802.11a / Chain 5 + Chain 6 + Chain 7 + Chain 8

Channel	Frequency	Power Density (dBm/MHz)	Max. Limit (dBm/MHz)	Result
144	5720 MHz (UNII 2C)	9.83	9.89	Complies

Note: $DirectionalGain = 10 \cdot \log \left[\frac{\sum_{j=1}^{N_{SS}} \left\{ \sum_{k=1}^{N_{ANT}} g_{j,k} \right\}^2}{N_{ANT}} \right] = 7.11$, so limit = $11 - (7.11 - 6) = 9.89$ dBm/MHz.

Channel	Frequency	Power Density (dBm/MHz)	10log(500kHz/RBW) Factor (dB)	Power Density (dBm/500kHz)	Power Density Limit (dBm/500kHz)	Result
144	5720 MHz (UNII 3)	9.72	-3.01	6.71	25.95	Complies

Note: $DirectionalGain = 10 \cdot \log \left[\frac{\sum_{j=1}^{N_{SS}} \left\{ \sum_{k=1}^{N_{ANT}} g_{j,k} \right\}^2}{N_{ANT}} \right] = 10.05$, so limit = $30 - (10.05 - 6) = 25.95$ dBm/MHz.

Configuration IEEE 802.11ac MCS0/Nss1 VHT20 / Chain 5 + Chain 6 + Chain 7 + Chain 8

Channel	Frequency	Power Density (dBm/MHz)	Max. Limit (dBm/MHz)	Result
144	5720 MHz (UNII 2C)	9.76	9.89	Complies

Note: $DirectionalGain = 10 \cdot \log \left[\frac{\sum_{j=1}^{N_{SS}} \left\{ \sum_{k=1}^{N_{ANT}} g_{j,k} \right\}^2}{N_{ANT}} \right] = 7.11$, so limit = $11 - (7.11 - 6) = 9.89$ dBm/MHz.

Channel	Frequency	Power Density (dBm/MHz)	10log(500kHz/RBW) Factor (dB)	Power Density (dBm/500kHz)	Power Density Limit (dBm/500kHz)	Result
144	5720 MHz (UNII 3)	9.60	-3.01	6.59	25.95	Complies

Note: $DirectionalGain = 10 \cdot \log \left[\frac{\sum_{j=1}^{N_{SS}} \left\{ \sum_{k=1}^{N_{ANT}} g_{j,k} \right\}^2}{N_{ANT}} \right] = 10.05$, so limit = $30 - (10.05 - 6) = 25.95$ dBm/MHz.

Configuration IEEE 802.11ac MCS0/Nss1 VHT40 / Chain 5 + Chain 6 + Chain 7 + Chain 8

Channel	Frequency	Power Density (dBm/MHz)	Max. Limit (dBm/MHz)	Result
142	5710 MHz (UNII 2C)	7.56	9.89	Complies

Note: $DirectionalGain = 10 \cdot \log \left[\frac{\sum_{j=1}^{N_{SS}} \left\{ \sum_{k=1}^{N_{ANT}} g_{j,k} \right\}^2}{N_{ANT}} \right] = 7.11$, so limit = $11 - (7.11 - 6) = 9.89$ dBm/MHz.

Channel	Frequency	Power Density (dBm/MHz)	10log(500kHz/RBW) Factor (dB)	Power Density (dBm/500kHz)	Power Density Limit (dBm/500kHz)	Result
142	5710 MHz (UNII 3)	6.89	-3.01	3.88	25.95	Complies

Note: $DirectionalGain = 10 \cdot \log \left[\frac{\sum_{j=1}^{N_{SS}} \left\{ \sum_{k=1}^{N_{ANT}} g_{j,k} \right\}^2}{N_{ANT}} \right] = 10.05$, so limit = $30 - (10.05 - 6) = 25.95$ dBm/MHz.

Configuration IEEE 802.11ac MCS0/Nss1 VHT80 / Chain 5 + Chain 6 + Chain 7 + Chain 8

Channel	Frequency	Power Density (dBm/MHz)	Max. Limit (dBm/MHz)	Result
138	5690 MHz (UNII 2C)	4.13	9.89	Complies

Note: $DirectionalGain = 10 \cdot \log \left[\frac{\sum_{j=1}^{N_{SS}} \left\{ \sum_{k=1}^{N_{ANT}} g_{j,k} \right\}^2}{N_{ANT}} \right] = 7.11$, so limit = $11 - (7.11 - 6) = 9.89$ dBm/MHz.

Channel	Frequency	Power Density (dBm/MHz)	10log(500kHz/RBW) Factor (dB)	Power Density (dBm/500kHz)	Power Density Limit (dBm/500kHz)	Result
138	5690 MHz (UNII 3)	4.01	-3.01	1.00	25.95	Complies

Note: $DirectionalGain = 10 \cdot \log \left[\frac{\sum_{j=1}^{N_{SS}} \left\{ \sum_{k=1}^{N_{ANT}} g_{j,k} \right\}^2}{N_{ANT}} \right] = 10.05$, so limit = $30 - (10.05 - 6) = 25.95$ dBm/MHz.

Configuration IEEE 802.11ac MCS0/Nss4 VHT20 / Chain 5 + Chain 6 + Chain 7 + Chain 8

Channel	Frequency	Power Density (dBm/MHz)	Max. Limit (dBm/MHz)	Result
144	5720 MHz (UNII 2C)	10.55	11.00	Complies

Channel	Frequency	Power Density (dBm/MHz)	10log(500kHz/RBW) Factor (dB)	Power Density (dBm/500kHz)	Power Density Limit (dBm/500kHz)	Result
144	5720 MHz (UNII 3)	10.10	-3.01	7.09	30.00	Complies

Configuration IEEE 802.11ac MCS0/Nss4 VHT40 / Chain 5 + Chain 6 + Chain 7 + Chain 8

Channel	Frequency	Power Density (dBm/MHz)	Max. Limit (dBm/MHz)	Result
142	5710 MHz (UNII 2C)	7.61	11.00	Complies

Channel	Frequency	Power Density (dBm/MHz)	10log(500kHz/RBW) Factor (dB)	Power Density (dBm/500kHz)	Power Density Limit (dBm/500kHz)	Result
142	5710 MHz (UNII 3)	7.09	-3.01	4.08	30.00	Complies

Configuration IEEE 802.11ac MCS0/Nss4 VHT80 / Chain 5 + Chain 6 + Chain 7 + Chain 8

Channel	Frequency	Power Density (dBm/MHz)	Max. Limit (dBm/MHz)	Result
138	5690 MHz (UNII 2C)	4.00	11.00	Complies

Channel	Frequency	Power Density (dBm/MHz)	10log(500kHz/RBW) Factor (dB)	Power Density (dBm/500kHz)	Power Density Limit (dBm/500kHz)	Result
138	5690 MHz (UNII 3)	3.98	-3.01	0.97	30.00	Complies

For 802.11ac MCS0/Nss2 VHT80+80 Mode

Type	Frequency	Power Density (dBm/MHz)	10log(500kHz/RBW) Factor (dB)	Power Density (dBm/500kHz)	Power Density Limit (dBm/500kHz)	Max. Limit (dBm/MHz)	Result						
1	5210 MHz	-0.82				17.00	Complies						
	5530 MHz	-1.15				11.00	Complies						
2	5210 MHz	0.45							17.00	Complies			
	5610 MHz	0.16							11.00	Complies			
3	5210 MHz	0.98							17.00	Complies			
	5690 MHz (UNII 2C)	0.22										11.00	Complies
	5690 MHz (UNII 3)	-0.93										-3.01	-3.94
4	5290 MHz	-1.01							11.00	Complies			
	5530 MHz	-1.04							11.00	Complies			
5	5290 MHz	-0.98										11.00	Complies
	5610 MHz	-1.33										11.00	Complies
6	5290 MHz	-0.57										11.00	Complies
	5690 MHz (UNII 2C)	-1.30										11.00	Complies
	5690 MHz (UNII 3)	-2.24										-3.01	-5.25
7	5290 MHz	-0.10							11.00	Complies			
	5775 MHz	-0.78							-3.01	-3.79	28.84	-	Complies
8	5530 MHz	0.08							11.00	Complies			
	5690 MHz (UNII 2C)	-1.00										11.00	Complies
	5690 MHz (UNII 3)	-1.24										-3.01	-4.25
9	5530 MHz	-0.26				11.00	Complies						
	5775 MHz	-0.62				-3.01	-3.63	28.84	-	Complies			
10	5610 MHz	-0.74				11.00	Complies						
	5775 MHz	-0.83				-3.01	-3.84	28.84	-	Complies			
11	5690 MHz (UNII 2C)	0.90				11.00	Complies						
	5690 MHz (UNII 3)	0.98				-3.01	-2.03	28.84	-	Complies			
	5775 MHz	1.14				-3.01	-1.87	28.84	-	Complies			
12	5210 MHz	-1.32				17.00	Complies						
	5290 MHz	-2.03				11.00	Complies						
13	5530 MHz	0.18							11.00	Complies			
	5610 MHz	-0.52							11.00	Complies			

Note:

Frequency	Description
5210 MHz	$DirectionalGain = 10 \cdot \log \left[\frac{\sum_{j=1}^{N_{SS}} \left\{ \sum_{k=1}^{N_{ANT}} g_{j,k} \right\}^2}{N_{ANT}} \right] = 4.94 < 6\text{dBi, so the limit doesn't reduce.}$
5290 MHz	$DirectionalGain = 10 \cdot \log \left[\frac{\sum_{j=1}^{N_{SS}} \left\{ \sum_{k=1}^{N_{ANT}} g_{j,k} \right\}^2}{N_{ANT}} \right] = 4.14 < 6\text{dBi, so the limit doesn't reduce.}$
5530 MHz	$DirectionalGain = 10 \cdot \log \left[\frac{\sum_{j=1}^{N_{SS}} \left\{ \sum_{k=1}^{N_{ANT}} g_{j,k} \right\}^2}{N_{ANT}} \right] = 4.69 < 6\text{dBi, so the limit doesn't reduce.}$
5610 MHz	$DirectionalGain = 10 \cdot \log \left[\frac{\sum_{j=1}^{N_{SS}} \left\{ \sum_{k=1}^{N_{ANT}} g_{j,k} \right\}^2}{N_{ANT}} \right] = 4.69 < 6\text{dBi, so the limit doesn't reduce.}$
5690 MHz (UNII 2C)	$DirectionalGain = 10 \cdot \log \left[\frac{\sum_{j=1}^{N_{SS}} \left\{ \sum_{k=1}^{N_{ANT}} g_{j,k} \right\}^2}{N_{ANT}} \right] = 4.69 < 6\text{dBi, so the limit doesn't reduce.}$
5690 MHz (UNII 3)	$DirectionalGain = 10 \cdot \log \left[\frac{\sum_{j=1}^{N_{SS}} \left\{ \sum_{k=1}^{N_{ANT}} g_{j,k} \right\}^2}{N_{ANT}} \right] = 7.16, \text{ so limit} = 30 - (7.16 - 6) = 28.84\text{dBm/MHz.}$
5775 MHz	$DirectionalGain = 10 \cdot \log \left[\frac{\sum_{j=1}^{N_{SS}} \left\{ \sum_{k=1}^{N_{ANT}} g_{j,k} \right\}^2}{N_{ANT}} \right] = 7.16, \text{ so limit} = 30 - (7.16 - 6) = 28.84\text{dBm/MHz.}$

<For Radio 2 Beamforming Mode>

Mode	Frequency	Power Density (dBm/MHz)	Max. Limit (dBm/MHz)	Result
802.11ac MCS0/Nss1 VHT20	5260 MHz	10.64	11.00	Complies
	5300 MHz	10.49	11.00	Complies
	5320 MHz	10.32	11.00	Complies
	5500 MHz	9.25	9.89	Complies
	5580 MHz	9.53	9.89	Complies
	5700 MHz	9.55	9.89	Complies
802.11ac MCS0/Nss1 VHT40	5270 MHz	7.64	11.00	Complies
	5310 MHz	5.68	11.00	Complies
	5510 MHz	5.51	9.89	Complies
	5550 MHz	6.17	9.89	Complies
	5670 MHz	6.62	9.89	Complies
802.11ac MCS0/Nss1 VHT80	5290 MHz	1.22	11.00	Complies
	5530 MHz	1.21	9.89	Complies
	5610 MHz	4.05	9.89	Complies

Note:

$$\text{U-NII-2A DirectionalGain} = 10 \cdot \log \left[\frac{\sum_{j=1}^{N_{SS}} \left\{ \sum_{k=1}^{N_{ANT}} g_{j,k} \right\}^2}{N_{ANT}} \right] = 5.47 < 6\text{dBi, so the limit doesn't reduce.}$$

$$\text{U-NII-2C DirectionalGain} = 10 \cdot \log \left[\frac{\sum_{j=1}^{N_{SS}} \left\{ \sum_{k=1}^{N_{ANT}} g_{j,k} \right\}^2}{N_{ANT}} \right] = 7.11, \text{ so limit} = 11 - (7.11 - 6) = 9.89\text{dBm/MHz.}$$

Mode	Frequency	Power Density (dBm/MHz)	Max. Limit (dBm/MHz)	Result
802.11ac MCS0/Nss2 VHT20	5260 MHz	9.79	11.00	Complies
	5300 MHz	9.75	11.00	Complies
	5320 MHz	9.66	11.00	Complies
	5500 MHz	10.01	11.00	Complies
	5580 MHz	9.91	11.00	Complies
	5700 MHz	9.54	11.00	Complies
802.11ac MCS0/Nss2 VHT40	5270 MHz	7.69	11.00	Complies
	5310 MHz	7.84	11.00	Complies
	5510 MHz	6.80	11.00	Complies
	5550 MHz	7.58	11.00	Complies
	5670 MHz	7.48	11.00	Complies
802.11ac MCS0/Nss2 VHT80	5290 MHz	0.24	11.00	Complies
	5530 MHz	0.44	11.00	Complies
	5610 MHz	4.14	11.00	Complies

Note:

$$U\text{-NII-2A } DirectionalGain = 10 \cdot \log \left[\frac{\sum_{j=1}^{N_{SS}} \left\{ \sum_{k=1}^{N_{ANT}} g_{j,k} \right\}^2}{N_{ANT}} \right] = 4.14 < 6\text{dBi, so the limit doesn't reduce.}$$

$$U\text{-NII-2C } DirectionalGain = 10 \cdot \log \left[\frac{\sum_{j=1}^{N_{SS}} \left\{ \sum_{k=1}^{N_{ANT}} g_{j,k} \right\}^2}{N_{ANT}} \right] = 4.69 < 6\text{dBi, so the limit doesn't reduce.}$$

Mode	Frequency	Power Density (dBm/MHz)	Max. Limit (dBm/MHz)	Result
802.11ac MCS0/Nss3 VHT20	5260 MHz	10.29	11.00	Complies
	5300 MHz	10.60	11.00	Complies
	5320 MHz	10.59	11.00	Complies
	5500 MHz	10.65	11.00	Complies
	5580 MHz	10.58	11.00	Complies
	5700 MHz	10.41	11.00	Complies
802.11ac MCS0/Nss3 VHT40	5270 MHz	7.44	11.00	Complies
	5310 MHz	4.93	11.00	Complies
	5510 MHz	5.74	11.00	Complies
	5550 MHz	7.88	11.00	Complies
	5670 MHz	7.54	11.00	Complies
802.11ac MCS0/Nss3 VHT80	5290 MHz	2.57	11.00	Complies
	5530 MHz	2.79	11.00	Complies
	5610 MHz	4.27	11.00	Complies

Note:

$$U\text{-NII-2A } DirectionalGain = 10 \cdot \log \left[\frac{\sum_{j=1}^{N_{SS}} \left\{ \sum_{k=1}^{N_{ANT}} g_{j,k} \right\}^2}{N_{ANT}} \right] = 2.38 < 6\text{dBi, so the limit doesn't reduce.}$$

$$U\text{-NII-2C } DirectionalGain = 10 \cdot \log \left[\frac{\sum_{j=1}^{N_{SS}} \left\{ \sum_{k=1}^{N_{ANT}} g_{j,k} \right\}^2}{N_{ANT}} \right] = 2.93 < 6\text{dBi, so the limit doesn't reduce.}$$

Straddle Channel
Configuration IEEE 802.11ac MCS0/Nss1 VHT20 / Chain 5 + Chain 6 + Chain 7 + Chain 8

Channel	Frequency	Power Density (dBm/MHz)	Max. Limit (dBm/MHz)	Result
144	5720 MHz (UNII 2C)	8.04	9.89	Complies

Note: $DirectionalGain = 10 \cdot \log \left[\frac{\sum_{j=1}^{N_{SS}} \left\{ \sum_{k=1}^{N_{ANT}} g_{j,k} \right\}^2}{N_{ANT}} \right] = 7.11$, so limit = $11 - (7.11 - 6) = 9.89$ dBm/MHz.

Channel	Frequency	Power Density (dBm/MHz)	$10 \log(500\text{kHz}/\text{RBW})$ Factor (dB)	Power Density (dBm/500kHz)	Power Density Limit (dBm/500kHz)	Result
144	5720 MHz (UNII 3)	7.29	-3.01	4.28	25.95	Complies

Note: $DirectionalGain = 10 \cdot \log \left[\frac{\sum_{j=1}^{N_{SS}} \left\{ \sum_{k=1}^{N_{ANT}} g_{j,k} \right\}^2}{N_{ANT}} \right] = 10.05$, so limit = $30 - (10.05 - 6) = 25.95$ dBm/MHz.

Configuration IEEE 802.11ac MCS0/Nss1 VHT40 / Chain 5 + Chain 6 + Chain 7 + Chain 8

Channel	Frequency	Power Density (dBm/MHz)	Max. Limit (dBm/MHz)	Result
142	5710 MHz (UNII 2C)	6.33	9.89	Complies

Note: $DirectionalGain = 10 \cdot \log \left[\frac{\sum_{j=1}^{N_{SS}} \left\{ \sum_{k=1}^{N_{ANT}} g_{j,k} \right\}^2}{N_{ANT}} \right] = 7.11$, so limit = $11 - (7.11 - 6) = 9.89$ dBm/MHz.

Channel	Frequency	Power Density (dBm/MHz)	10log(500kHz/RBW) Factor (dB)	Power Density (dBm/500kHz)	Power Density Limit (dBm/500kHz)	Result
142	5710 MHz (UNII 3)	5.27	-3.01	2.26	25.95	Complies

Note: $DirectionalGain = 10 \cdot \log \left[\frac{\sum_{j=1}^{N_{SS}} \left\{ \sum_{k=1}^{N_{ANT}} g_{j,k} \right\}^2}{N_{ANT}} \right] = 10.05$, so limit = $30 - (10.05 - 6) = 25.95$ dBm/MHz.

Configuration IEEE 802.11ac MCS0/Nss1 VHT80 / Chain 5 + Chain 6 + Chain 7 + Chain 8

Channel	Frequency	Power Density (dBm/MHz)	Max. Limit (dBm/MHz)	Result
138	5690 MHz (UNII 2C)	3.72	9.89	Complies

Note: $DirectionalGain = 10 \cdot \log \left[\frac{\sum_{j=1}^{N_{SS}} \left\{ \sum_{k=1}^{N_{ANT}} g_{j,k} \right\}^2}{N_{ANT}} \right] = 7.11$, so limit = $11 - (7.11 - 6) = 9.89$ dBm/MHz.

Channel	Frequency	Power Density (dBm/MHz)	10log(500kHz/RBW) Factor (dB)	Power Density (dBm/500kHz)	Power Density Limit (dBm/500kHz)	Result
138	5690 MHz (UNII 3)	3.20	-3.01	0.19	25.95	Complies

Note: $DirectionalGain = 10 \cdot \log \left[\frac{\sum_{j=1}^{N_{SS}} \left\{ \sum_{k=1}^{N_{ANT}} g_{j,k} \right\}^2}{N_{ANT}} \right] = 10.05$, so limit = $30 - (10.05 - 6) = 25.95$ dBm/MHz.

Configuration IEEE 802.11ac MCS0/Nss2 VHT20 / Chain 5 + Chain 6 + Chain 7 + Chain 8

Channel	Frequency	Power Density (dBm/MHz)	Max. Limit (dBm/MHz)	Result
144	5720 MHz (UNII 2C)	9.64	11.00	Complies

Note: $DirectionalGain = 10 \cdot \log \left[\frac{\sum_{j=1}^{N_{SS}} \left\{ \sum_{k=1}^{N_{ANT}} g_{j,k} \right\}^2}{N_{ANT}} \right] = 4.69 < 6\text{dBi}$, so the limit doesn't reduce.

Channel	Frequency	Power Density (dBm/MHz)	10log(500kHz/RBW) Factor (dB)	Power Density (dBm/500kHz)	Power Density Limit (dBm/500kHz)	Result
144	5720 MHz (UNII 3)	8.49	-3.01	5.48	28.84	Complies

Note: $DirectionalGain = 10 \cdot \log \left[\frac{\sum_{j=1}^{N_{SS}} \left\{ \sum_{k=1}^{N_{ANT}} g_{j,k} \right\}^2}{N_{ANT}} \right] = 7.16$, so limit = $30 - (7.16 - 6) = 28.84\text{dBm/MHz}$.

Configuration IEEE 802.11ac MCS0/Nss2 VHT40 / Chain 5 + Chain 6 + Chain 7 + Chain 8

Channel	Frequency	Power Density (dBm/MHz)	Max. Limit (dBm/MHz)	Result
142	5710 MHz (UNII 2C)	7.28	11.00	Complies

Note: $DirectionalGain = 10 \cdot \log \left[\frac{\sum_{j=1}^{N_{SS}} \left\{ \sum_{k=1}^{N_{ANT}} g_{j,k} \right\}^2}{N_{ANT}} \right] = 4.69 < 6\text{dBi}$, so the limit doesn't reduce.

Channel	Frequency	Power Density (dBm/MHz)	10log(500kHz/RBW) Factor (dB)	Power Density (dBm/500kHz)	Power Density Limit (dBm/500kHz)	Result
142	5710 MHz (UNII 3)	5.28	-3.01	2.27	28.84	Complies

Note: $DirectionalGain = 10 \cdot \log \left[\frac{\sum_{j=1}^{N_{SS}} \left\{ \sum_{k=1}^{N_{ANT}} g_{j,k} \right\}^2}{N_{ANT}} \right] = 7.16$, so limit = $30 - (7.16 - 6) = 28.84\text{dBm/MHz}$.

Configuration IEEE 802.11ac MCS0/Nss2 VHT80 / Chain 5 + Chain 6 + Chain 7 + Chain 8

Channel	Frequency	Power Density (dBm/MHz)	Max. Limit (dBm/MHz)	Result
138	5690 MHz (UNII 2C)	4.03	11.00	Complies

Note: $DirectionalGain = 10 \cdot \log \left[\frac{\sum_{j=1}^{N_{SS}} \left\{ \sum_{k=1}^{N_{ANT}} g_{j,k} \right\}^2}{N_{ANT}} \right] = 4.69 < 6\text{dBi}$, so the limit doesn't reduce.

Channel	Frequency	Power Density (dBm/MHz)	10log(500kHz/RBW) Factor (dB)	Power Density (dBm/500kHz)	Power Density Limit (dBm/500kHz)	Result
138	5690 MHz (UNII 3)	0.84	-3.01	-2.17	28.84	Complies

Note: $DirectionalGain = 10 \cdot \log \left[\frac{\sum_{j=1}^{N_{SS}} \left\{ \sum_{k=1}^{N_{ANT}} g_{j,k} \right\}^2}{N_{ANT}} \right] = 7.16$, so limit = $30 - (7.16 - 6) = 28.84\text{dBm/MHz}$.

Configuration IEEE 802.11ac MCS0/Nss3 VHT20 / Chain 5 + Chain 6 + Chain 7 + Chain 8

Channel	Frequency	Power Density (dBm/MHz)	Max. Limit (dBm/MHz)	Result
144	5720 MHz (UNII 2C)	9.79	11.00	Complies

Note: $DirectionalGain = 10 \cdot \log \left[\frac{\sum_{j=1}^{N_{SS}} \left\{ \sum_{k=1}^{N_{ANT}} g_{j,k} \right\}^2}{N_{ANT}} \right] = 2.93 < 6\text{dBi}$, so the limit doesn't reduce.

Channel	Frequency	Power Density (dBm/MHz)	10log(500kHz/RBW) Factor (dB)	Power Density (dBm/500kHz)	Power Density Limit (dBm/500kHz)	Result
144	5720 MHz (UNII 3)	10.37	-3.01	7.36	30.00	Complies

Note: $DirectionalGain = 10 \cdot \log \left[\frac{\sum_{j=1}^{N_{SS}} \left\{ \sum_{k=1}^{N_{ANT}} g_{j,k} \right\}^2}{N_{ANT}} \right] = 5.40 < 6\text{dBi}$, so the limit doesn't reduce.

Configuration IEEE 802.11ac MCS0/Nss3 VHT40 / Chain 5 + Chain 6 + Chain 7 + Chain 8

Channel	Frequency	Power Density (dBm/MHz)	Max. Limit (dBm/MHz)	Result
142	5710 MHz (UNII 2C)	6.50	11.00	Complies

Note: $DirectionalGain = 10 \cdot \log \left[\frac{\sum_{j=1}^{N_{SS}} \left\{ \sum_{k=1}^{N_{ANT}} g_{j,k} \right\}^2}{N_{ANT}} \right] = 2.93 < 6\text{dBi}$, so the limit doesn't reduce.

Channel	Frequency	Power Density (dBm/MHz)	10log(500kHz/RBW) Factor (dB)	Power Density (dBm/500kHz)	Power Density Limit (dBm/500kHz)	Result
142	5710 MHz (UNII 3)	5.56	-3.01	2.55	30.00	Complies

Note: $DirectionalGain = 10 \cdot \log \left[\frac{\sum_{j=1}^{N_{SS}} \left\{ \sum_{k=1}^{N_{ANT}} g_{j,k} \right\}^2}{N_{ANT}} \right] = 5.40 < 6\text{dBi}$, so the limit doesn't reduce.

Configuration IEEE 802.11ac MCS0/Nss3 VHT80 / Chain 5 + Chain 6 + Chain 7 + Chain 8

Channel	Frequency	Power Density (dBm/MHz)	Max. Limit (dBm/MHz)	Result
138	5690 MHz (UNII 2C)	4.31	11.00	Complies

Note: $DirectionalGain = 10 \cdot \log \left[\frac{\sum_{j=1}^{N_{SS}} \left\{ \sum_{k=1}^{N_{ANT}} g_{j,k} \right\}^2}{N_{ANT}} \right] = 2.93 < 6\text{dBi}$, so the limit doesn't reduce.

Channel	Frequency	Power Density (dBm/MHz)	10log(500kHz/RBW) Factor (dB)	Power Density (dBm/500kHz)	Power Density Limit (dBm/500kHz)	Result
138	5690 MHz (UNII 3)	4.15	-3.01	1.14	30.00	Complies

Note: $DirectionalGain = 10 \cdot \log \left[\frac{\sum_{j=1}^{N_{SS}} \left\{ \sum_{k=1}^{N_{ANT}} g_{j,k} \right\}^2}{N_{ANT}} \right] = 5.40 < 6\text{dBi}$, so the limit doesn't reduce.

For 802.11ac MCS0/Nss2 VHT80+80 Mode

Type	Frequency	Power Density (dBm/MHz)	10log(500kHz/RBW) Factor (dB)	Power Density (dBm/500kHz)	Power Density Limit (dBm/500kHz)	Max. Limit (dBm/MHz)	Result		
1	5210 MHz	1.10				17.00	Complies		
	5530 MHz	1.31				11.00	Complies		
2	5210 MHz	0.62				17.00	Complies		
	5610 MHz	1.06				11.00	Complies		
3	5210 MHz	0.42				17.00	Complies		
	5690 MHz (UNII 2C)	-1.73				11.00	Complies		
	5690 MHz (UNII 3)	-3.76				-3.01	-6.77	28.84	-
4	5290 MHz	1.50				11.00	Complies		
	5530 MHz	1.84				11.00	Complies		
5	5290 MHz	0.53				11.00	Complies		
	5610 MHz	1.61				11.00	Complies		
6	5290 MHz	0.53				11.00	Complies		
	5690 MHz (UNII 2C)	0.90				11.00	Complies		
	5690 MHz (UNII 3)	-0.17	-3.01	-3.18	28.84	-	Complies		
7	5290 MHz	-0.49	-	11.00	Complies				
	5775 MHz	-1.03	-3.01	-4.04	28.84	-	Complies		
8	5530 MHz	0.70	11.00	Complies					
	5690 MHz (UNII 2C)	0.78	11.00	Complies					
	5690 MHz (UNII 3)	0.04	-3.01	-2.97	28.84	-	Complies		
9	5530 MHz	0.78	-	11.00	Complies				
	5775 MHz	1.59	-3.01	-1.42	28.84	-	Complies		
10	5610 MHz	0.68	-	11.00	Complies				
	5775 MHz	1.36	-3.01	-1.65	28.84	-	Complies		
11	5690 MHz (UNII 2C)	0.17	-	11.00	Complies				
	5690 MHz (UNII 3)	0.13	-3.01	-2.88	28.84	-	Complies		
	5775 MHz	1.50	-3.01	-1.51	28.84	-	Complies		
12	5210 MHz	1.57	17.00	Complies					
	5290 MHz	2.26	11.00	Complies					
13	5530 MHz	1.16	11.00	Complies					
	5610 MHz	1.87	11.00	Complies					

Note:

Frequency	Description
5210 MHz	$DirectionalGain = 10 \cdot \log \left[\frac{\sum_{j=1}^{N_{SS}} \left\{ \sum_{k=1}^{N_{ANT}} g_{j,k} \right\}^2}{N_{ANT}} \right] = 4.94 < 6\text{dBi, so the limit doesn't reduce.}$
5290 MHz	$DirectionalGain = 10 \cdot \log \left[\frac{\sum_{j=1}^{N_{SS}} \left\{ \sum_{k=1}^{N_{ANT}} g_{j,k} \right\}^2}{N_{ANT}} \right] = 4.14 < 6\text{dBi, so the limit doesn't reduce.}$
5530 MHz	$DirectionalGain = 10 \cdot \log \left[\frac{\sum_{j=1}^{N_{SS}} \left\{ \sum_{k=1}^{N_{ANT}} g_{j,k} \right\}^2}{N_{ANT}} \right] = 4.69 < 6\text{dBi, so the limit doesn't reduce.}$
5610 MHz	$DirectionalGain = 10 \cdot \log \left[\frac{\sum_{j=1}^{N_{SS}} \left\{ \sum_{k=1}^{N_{ANT}} g_{j,k} \right\}^2}{N_{ANT}} \right] = 4.69 < 6\text{dBi, so the limit doesn't reduce.}$
5690 MHz (UNII 2C)	$DirectionalGain = 10 \cdot \log \left[\frac{\sum_{j=1}^{N_{SS}} \left\{ \sum_{k=1}^{N_{ANT}} g_{j,k} \right\}^2}{N_{ANT}} \right] = 4.69 < 6\text{dBi, so the limit doesn't reduce.}$
5690 MHz (UNII 3)	$DirectionalGain = 10 \cdot \log \left[\frac{\sum_{j=1}^{N_{SS}} \left\{ \sum_{k=1}^{N_{ANT}} g_{j,k} \right\}^2}{N_{ANT}} \right] = 7.16, \text{ so limit} = 30 - (7.16 - 6) = 28.84\text{dBm/MHz.}$
5775 MHz	$DirectionalGain = 10 \cdot \log \left[\frac{\sum_{j=1}^{N_{SS}} \left\{ \sum_{k=1}^{N_{ANT}} g_{j,k} \right\}^2}{N_{ANT}} \right] = 7.16, \text{ so limit} = 30 - (7.16 - 6) = 28.84\text{dBm/MHz.}$

<Radio 3 Mode>

Mode	Frequency	Power Density (dBm/MHz)	Max. Limit (dBm/MHz)	Result
802.11a	5260 MHz	8.72	11.00	Complies
	5300 MHz	8.08	11.00	Complies
	5320 MHz	4.80	11.00	Complies
	5500 MHz	5.19	11.00	Complies
	5580 MHz	7.21	11.00	Complies
	5700 MHz	3.08	11.00	Complies
802.11ac MCS0/Nss1 VHT20	5260 MHz	8.87	11.00	Complies
	5300 MHz	7.88	11.00	Complies
	5320 MHz	4.88	11.00	Complies
	5500 MHz	4.72	11.00	Complies
	5580 MHz	7.49	11.00	Complies
	5700 MHz	2.70	11.00	Complies
802.11ac MCS0/Nss1 VHT40	5270 MHz	3.93	11.00	Complies
	5310 MHz	-2.29	11.00	Complies
	5510 MHz	-3.97	11.00	Complies
	5550 MHz	2.61	11.00	Complies
	5670 MHz	1.12	11.00	Complies
802.11ac MCS0/Nss1 VHT80	5290 MHz	-9.52	11.00	Complies
	5530 MHz	-8.05	11.00	Complies
	5610 MHz	-1.59	11.00	Complies

Configuration IEEE 802.11a / Chain 9

Channel	Frequency	Power Density (dBm/MHz)	Max. Limit (dBm/MHz)	Result
144	5720 MHz (UNII 2C)	6.70	11.00	Complies

Channel	Frequency	Power Density (dBm/MHz)	10log(500kHz/RBW) Factor (dB)	Power Density (dBm/500kHz)	Power Density Limit (dBm/500kHz)	Result
144	5720 MHz (UNII 3)	6.43	-3.01	3.42	30.00	Complies

Configuration IEEE 802.11ac MCS0/Nss1 VHT20 / Chain 9

Channel	Frequency	Power Density (dBm/MHz)	Max. Limit (dBm/MHz)	Result
144	5720 MHz (UNII 2C)	6.35	11.00	Complies

Channel	Frequency	Power Density (dBm/MHz)	10log(500kHz/RBW) Factor (dB)	Power Density (dBm/500kHz)	Power Density Limit (dBm/500kHz)	Result
144	5720 MHz (UNII 3)	6.16	-3.01	3.15	30.00	Complies

Configuration IEEE 802.11ac MCS0/Nss1 VHT40 / Chain 9

Channel	Frequency	Power Density (dBm/MHz)	Max. Limit (dBm/MHz)	Result
142	5710 MHz (UNII 2C)	4.41	11.00	Complies

Channel	Frequency	Power Density (dBm/MHz)	10log(500kHz/RBW) Factor (dB)	Power Density (dBm/500kHz)	Power Density Limit (dBm/500kHz)	Result
142	5710 MHz (UNII 3)	3.28	-3.01	0.27	30.00	Complies

Configuration IEEE 802.11ac MCS0/Nss1 VHT80 / Chain 9

Channel	Frequency	Power Density (dBm/MHz)	Max. Limit (dBm/MHz)	Result
138	5690 MHz (UNII 2C)	0.27	11.00	Complies

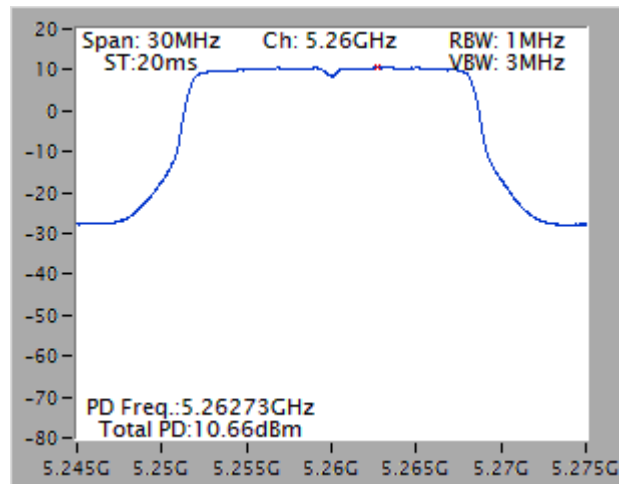
Channel	Frequency	Power Density (dBm/MHz)	10log(500kHz/RBW) Factor (dB)	Power Density (dBm/500kHz)	Power Density Limit (dBm/500kHz)	Result
138	5690 MHz (UNII 3)	-2.18	-3.01	-5.19	30.00	Complies

Note: All the test values were listed in the report.

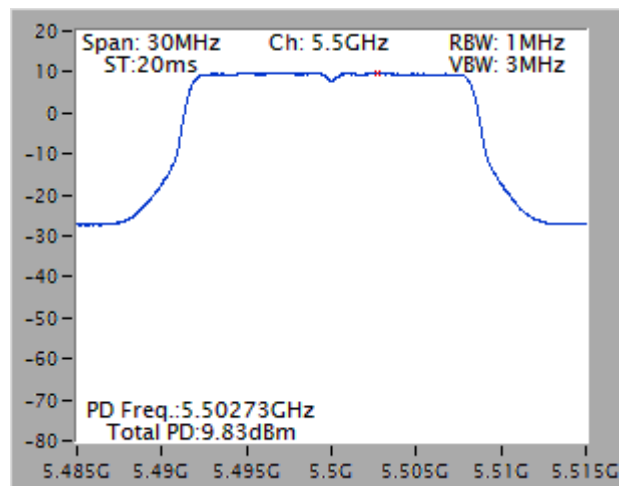
For plots, only the channel with worse result was shown.

<For Radio 2 Non-beamforming Mode>

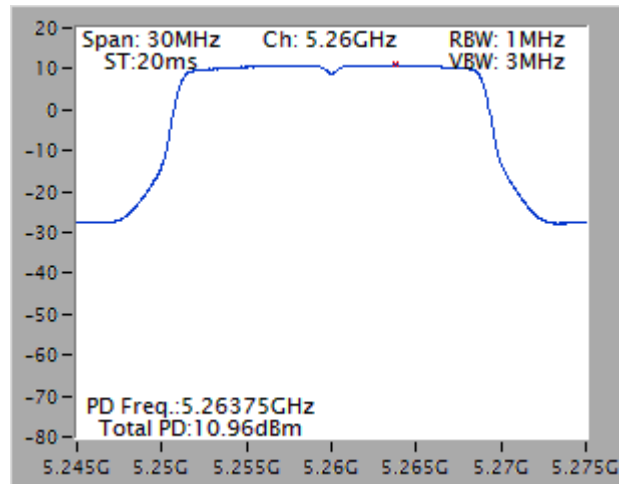
Power Density Plot on Configuration IEEE 802.11a / Chain 5 + Chain 6 + Chain 7 + Chain 8 / 5260 MHz



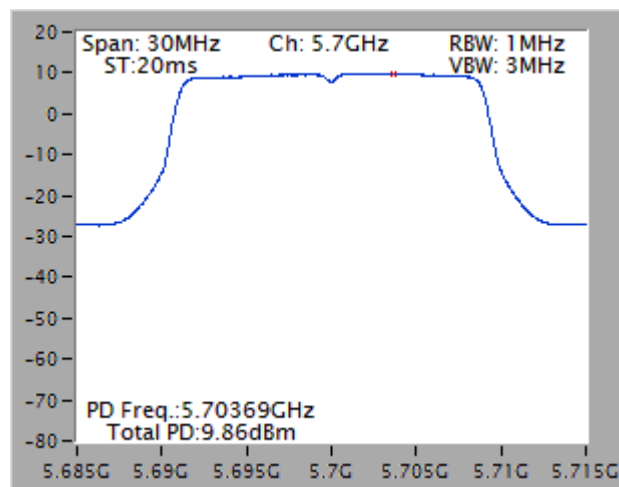
Power Density Plot on Configuration IEEE 802.11a / Chain 5 + Chain 6 + Chain 7 + Chain 8 / 5550 MHz



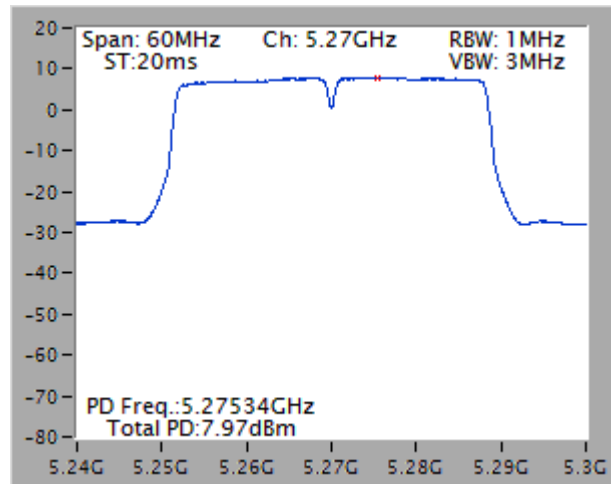
Power Density Plot on Configuration IEEE 802.11ac MCS0/Nss1 VHT20 / Chain 5 + Chain 6 + Chain 7 + Chain 8 / 5260 MHz



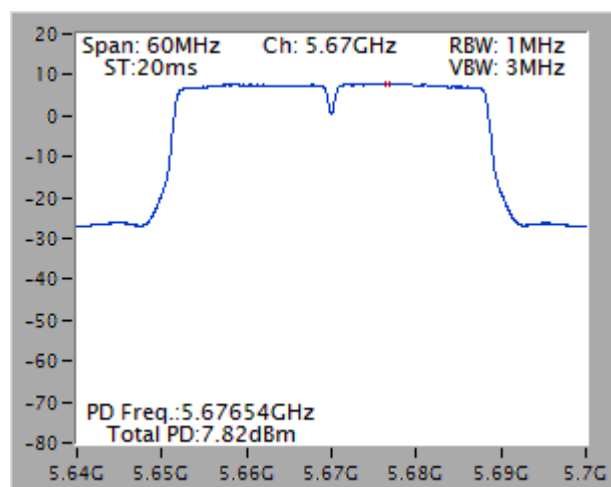
Power Density Plot on Configuration IEEE 802.11ac MCS0/Nss1 VHT20 / Chain 5 + Chain 6 + Chain 7 + Chain 8 / 5700 MHz



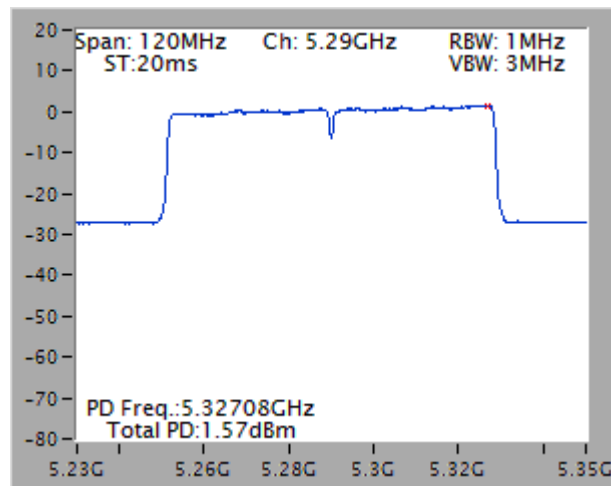
Power Density Plot on Configuration IEEE 802.11ac MCS0/Nss1 VHT40 / Chain 5 + Chain 6 + Chain 7 + Chain 8 / 5270 MHz



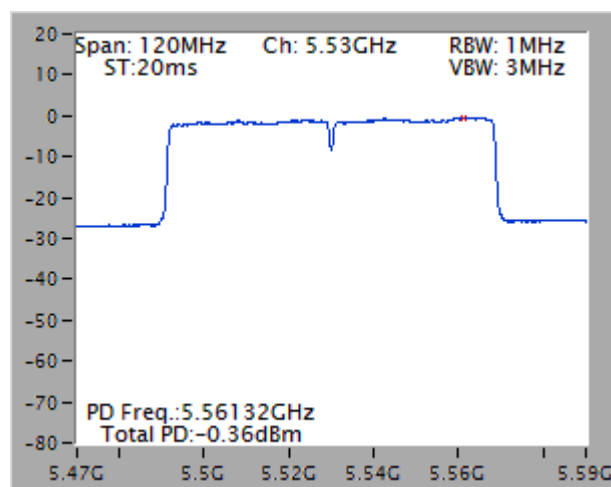
Power Density Plot on Configuration IEEE 802.11ac MCS0/Nss1 VHT40 / Chain 5 + Chain 6 + Chain 7 + Chain 8 / 5670 MHz



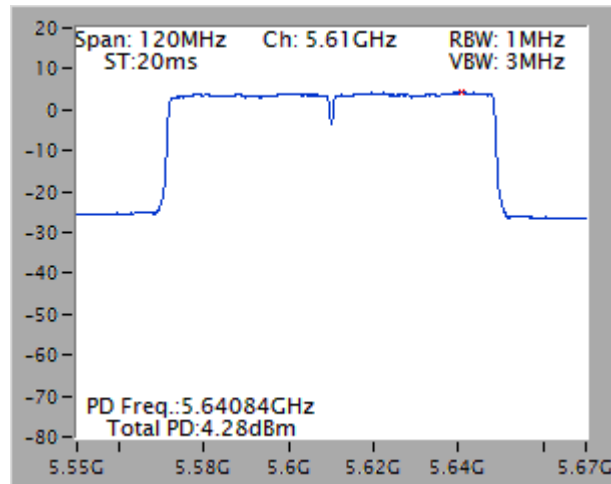
Power Density Plot on Configuration IEEE 802.11ac MCS0/Nss1 VHT80 / Chain 5 + Chain 6 + Chain 7 + Chain 8 / 5290 MHz



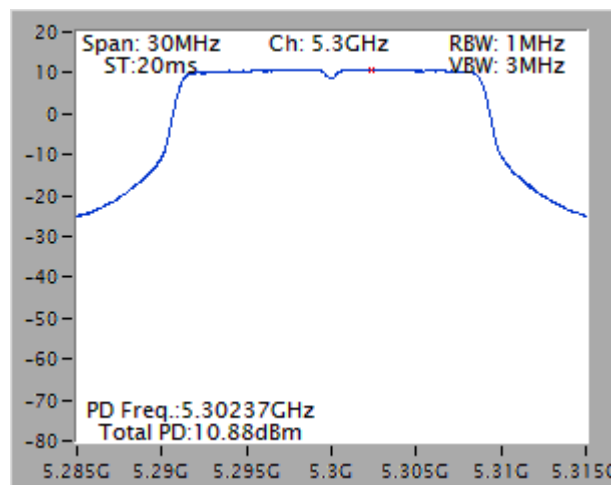
Power Density Plot on Configuration IEEE 802.11ac MCS0/Nss1 VHT80 / Chain 5 + Chain 6 + Chain 7 + Chain 8 / 5530 MHz



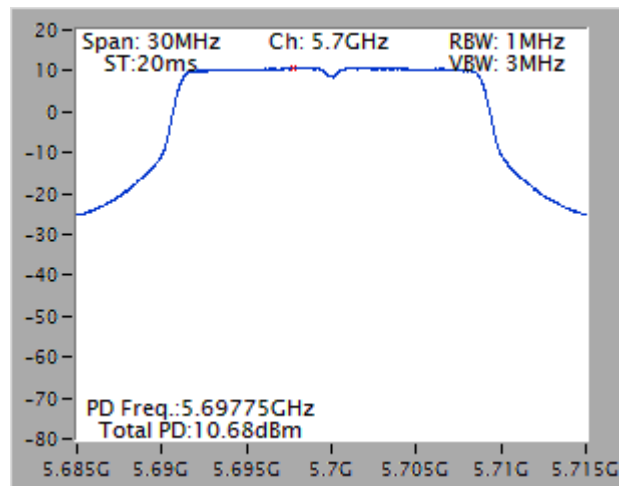
Power Density Plot on Configuration IEEE 802.11ac MCS0/Nss1 VHT80 / Chain 5 + Chain 6 + Chain 7 + Chain 8 / 5610 MHz



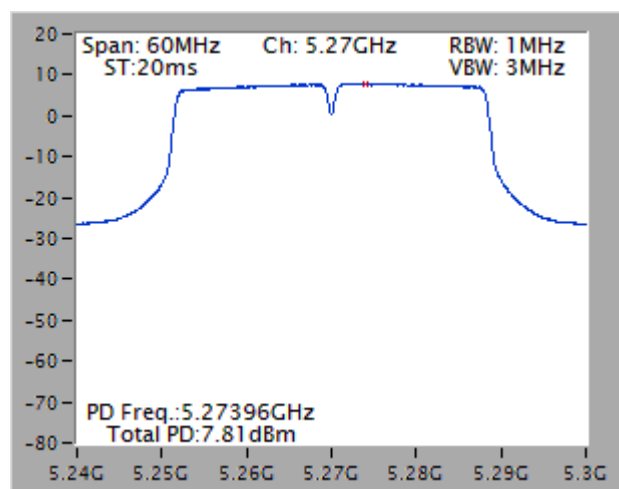
Power Density Plot on Configuration IEEE 802.11ac MCS0/Nss4 VHT20 / Chain 5 + Chain 6 + Chain 7 + Chain 8 / 5300 MHz



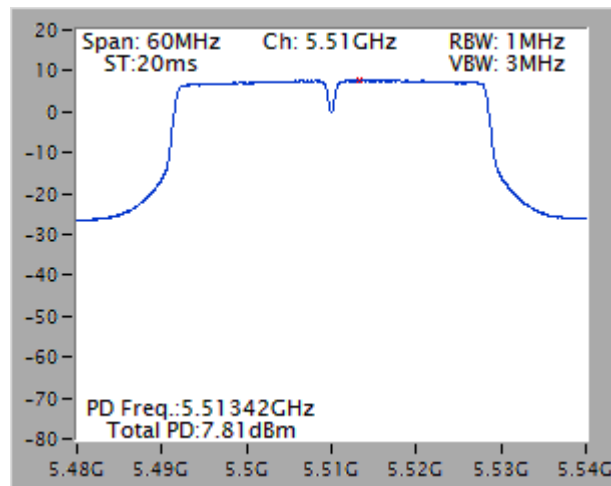
Power Density Plot on Configuration IEEE 802.11ac MCS0/Nss4 VHT20 / Chain 5 + Chain 6 + Chain 7 + Chain 8 / 5700 MHz



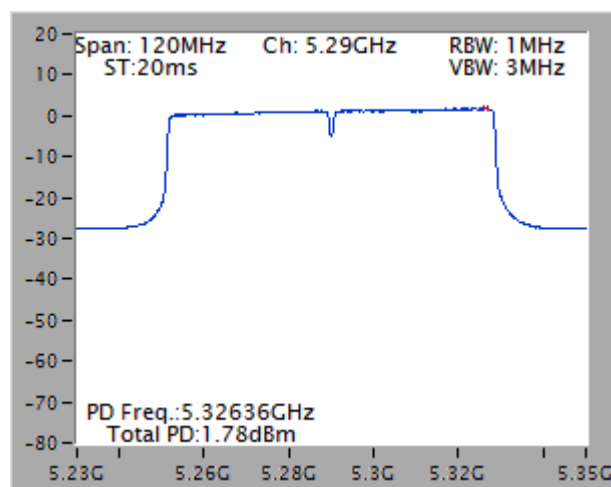
Power Density Plot on Configuration IEEE 802.11ac MCS0/Nss4 VHT40 / Chain 5 + Chain 6 + Chain 7 + Chain 8 / 5270 MHz



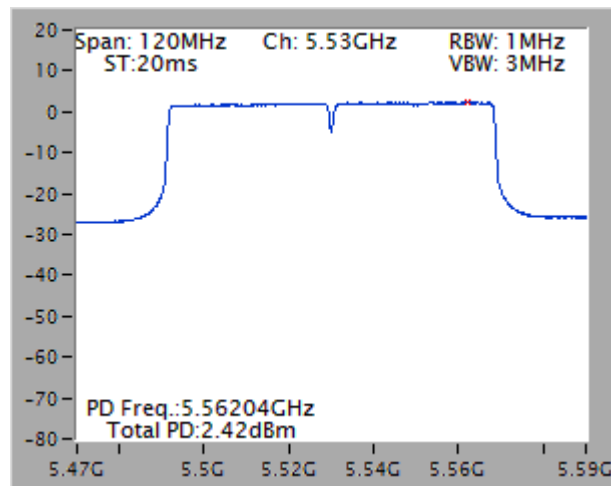
Power Density Plot on Configuration IEEE 802.11ac MCS0/Nss4 VHT40 / Chain 5 + Chain 6 + Chain 7 + Chain 8 / 5510 MHz



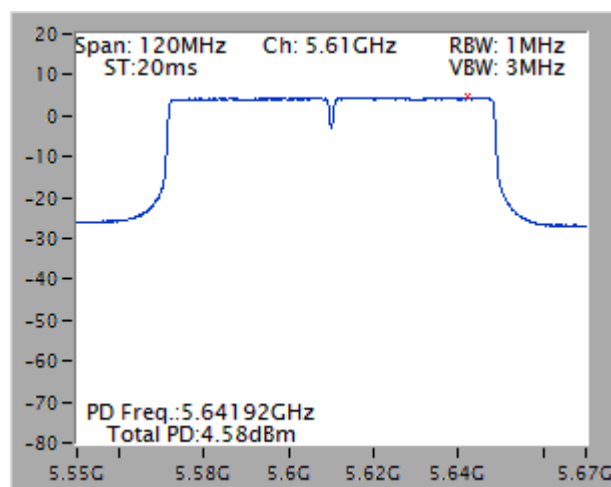
Power Density Plot on Configuration IEEE 802.11ac MCS0/Nss4 VHT80 / Chain 5 + Chain 6 + Chain 7 + Chain 8 / 5290 MHz



Power Density Plot on Configuration IEEE 802.11ac MCS0/Nss4 VHT80 / Chain 5 + Chain 6 + Chain 7 + Chain 8 / 5530 MHz

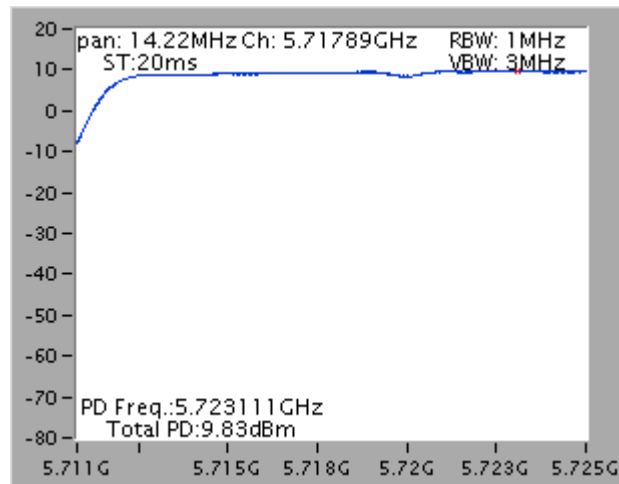


Power Density Plot on Configuration IEEE 802.11ac MCS0/Nss4 VHT80 / Chain 5 + Chain 6 + Chain 7 + Chain 8 / 5610 MHz

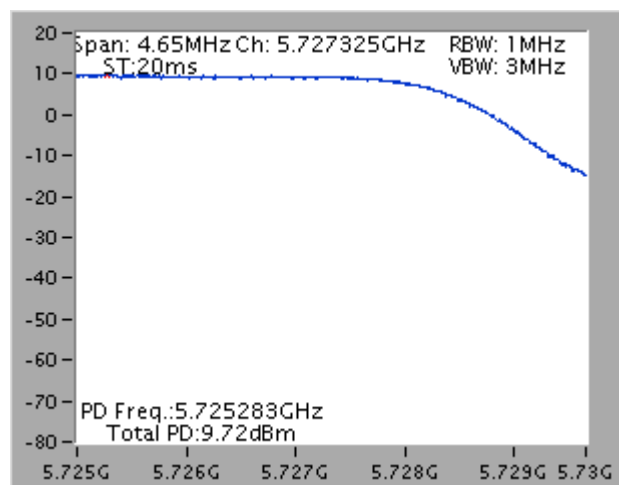


Straddle Channel

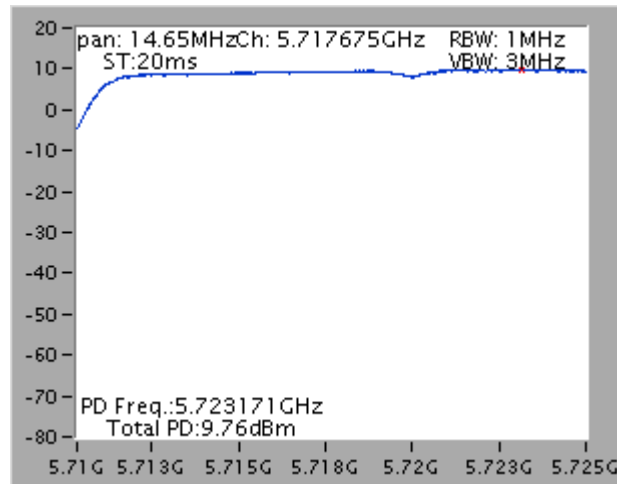
Power Density Plot on Configuration IEEE 802.11a / Chain 5 + Chain 6 + Chain 7 + Chain 8 / 5720 MHz
(UNII 2C)



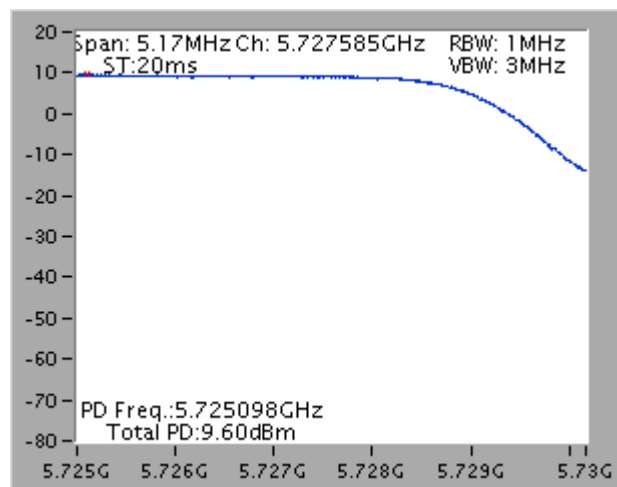
Power Density Plot on Configuration IEEE 802.11a / Chain 5 + Chain 6 + Chain 7 + Chain 8 / 5720 MHz
(UNII 3)



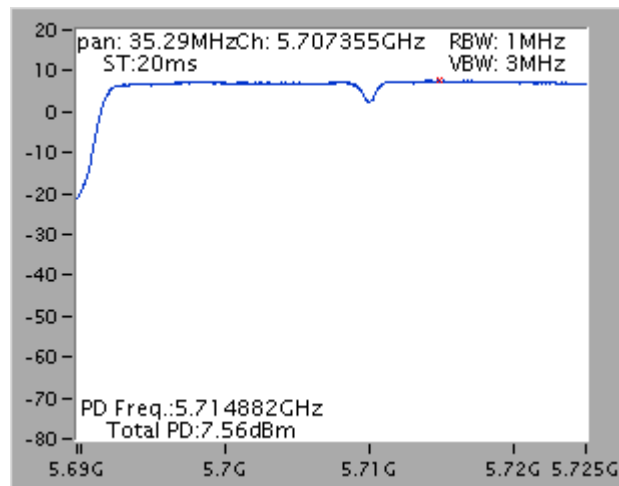
Power Density Plot on Configuration IEEE 802.11ac MCS0/Nss1 VHT20 / Chain 5 + Chain 6 + Chain 7 + Chain 8 / 5720 MHz (UNII 2C)



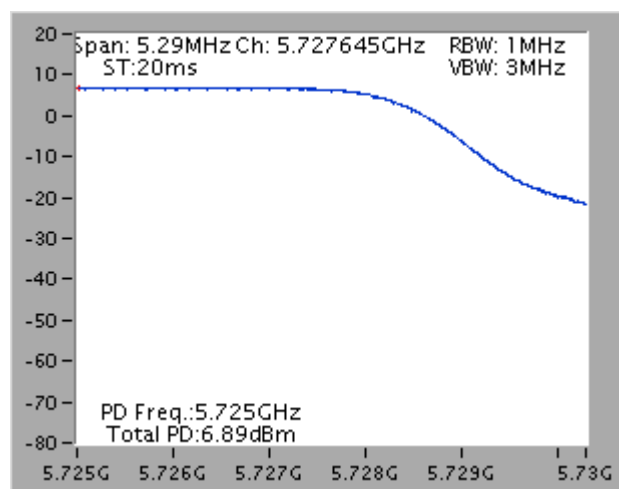
Power Density Plot on Configuration IEEE 802.11ac MCS0/Nss1 VHT20 / Chain 5 + Chain 6 + Chain 7 + Chain 8 / 5720 MHz (UNII 3)



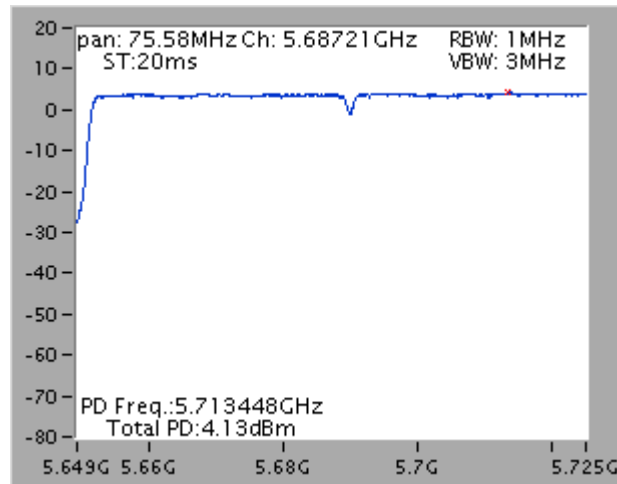
Power Density Plot on Configuration IEEE 802.11ac MCS0/Nss1 VHT40 / Chain 5 + Chain 6 + Chain 7 + Chain 8 / 5710 MHz (UNII 2C)



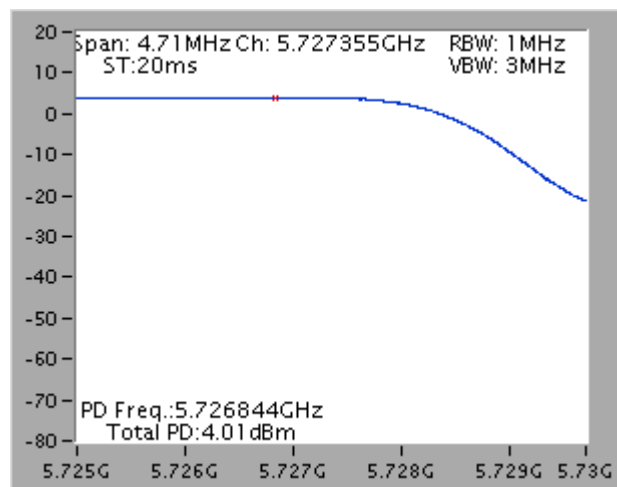
Power Density Plot on Configuration IEEE 802.11ac MCS0/Nss1 VHT40 / Chain 5 + Chain 6 + Chain 7 + Chain 8 / 5710 MHz (UNII 3)



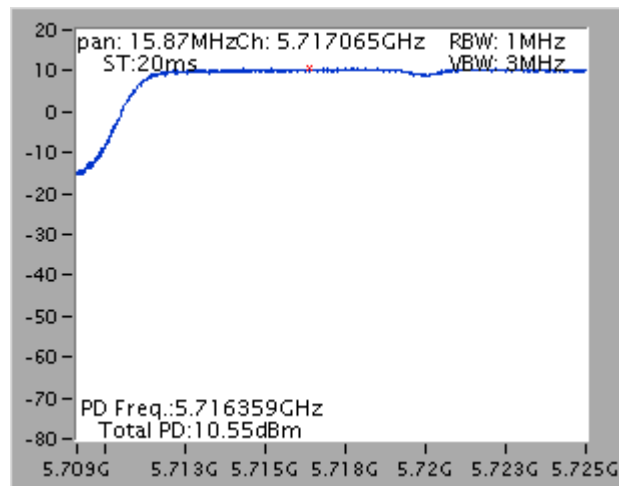
Power Density Plot on Configuration IEEE 802.11ac MCS0/Nss1 VHT80 / Chain 5 + Chain 6 + Chain 7 + Chain 8 / 5690 MHz (UNII 2C)



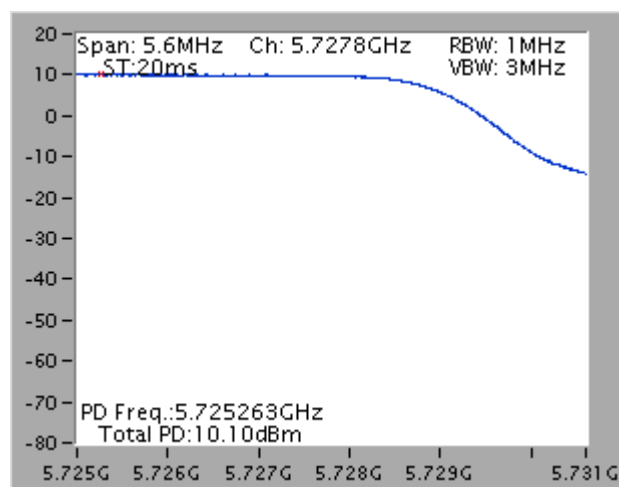
Power Density Plot on Configuration IEEE 802.11ac MCS0/Nss4 VHT80 / Chain 5 + Chain 6 + Chain 7 + Chain 8 / 5690 MHz (UNII 3)



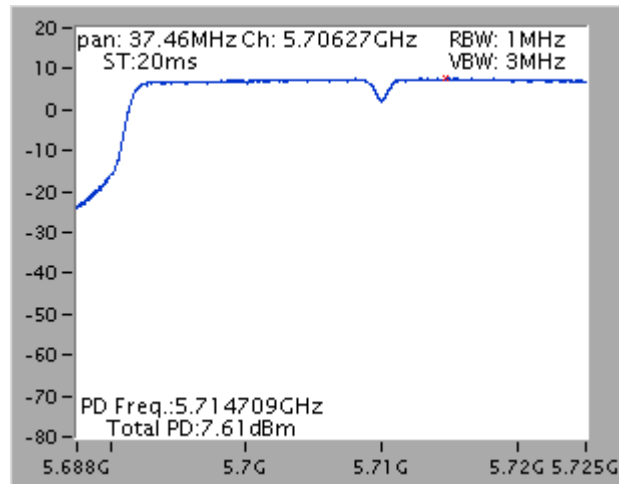
Power Density Plot on Configuration IEEE 802.11ac MCS0/Nss4 VHT20 / Chain 5 + Chain 6 + Chain 7 + Chain 8 / 5720 MHz (UNII 2C)



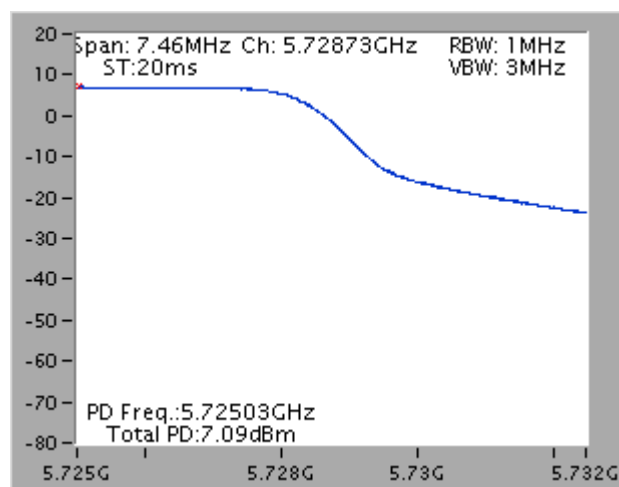
Power Density Plot on Configuration IEEE 802.11ac MCS0/Nss4 VHT20 / Chain 5 + Chain 6 + Chain 7 + Chain 8 / 5720 MHz (UNII 3)



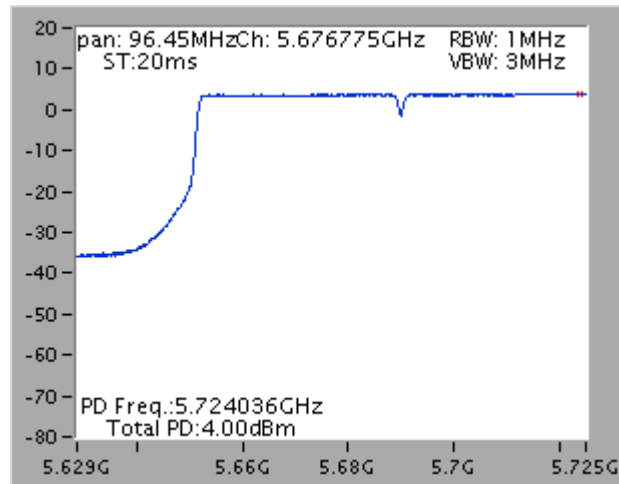
Power Density Plot on Configuration IEEE 802.11ac MCS0/Nss4 VHT40 / Chain 5 + Chain 6 + Chain 7 + Chain 8 / 5710 MHz (UNII 2C)



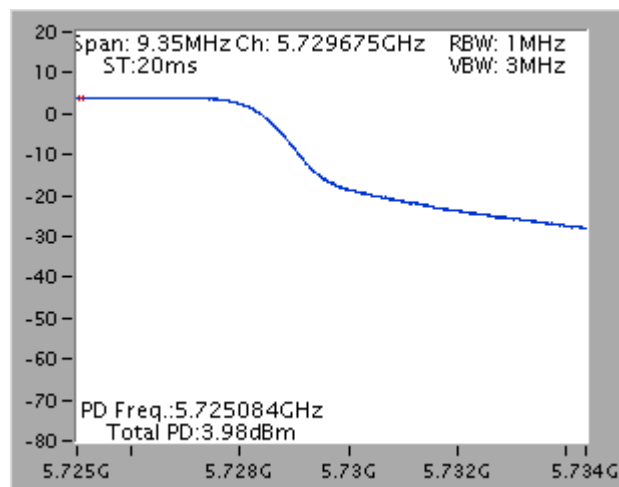
Power Density Plot on Configuration IEEE 802.11ac MCS0/Nss4 VHT40 / Chain 5 + Chain 6 + Chain 7 + Chain 8 / 5710 MHz (UNII 3)



Power Density Plot on Configuration IEEE 802.11ac MCS0/Nss4 VHT80 / Chain 5 + Chain 6 + Chain 7 + Chain 8 / 5690 MHz (UNII 2C)



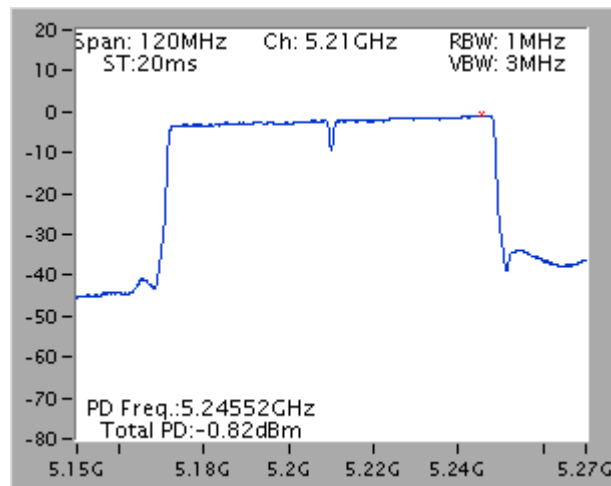
Power Density Plot on Configuration IEEE 802.11ac MCS0/Nss4 VHT80 / Chain 5 + Chain 6 + Chain 7 + Chain 8 / 5690 MHz (UNII 3)



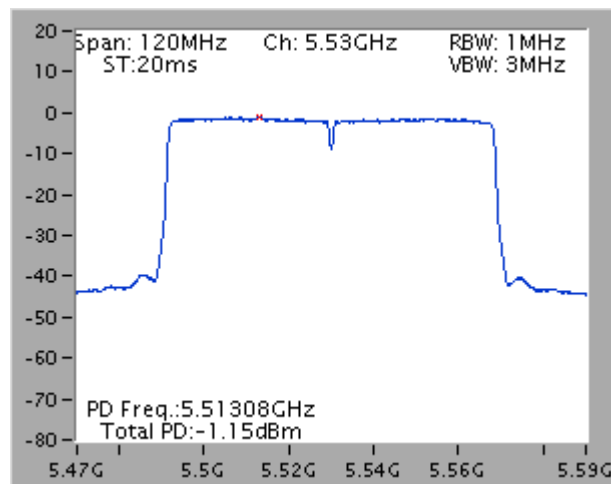
For 802.11ac MCS0/Nss2 VHT80+80 Mode

Type 1

Power Density Plot on Chain 5 + Chain 6 / 5210 MHz

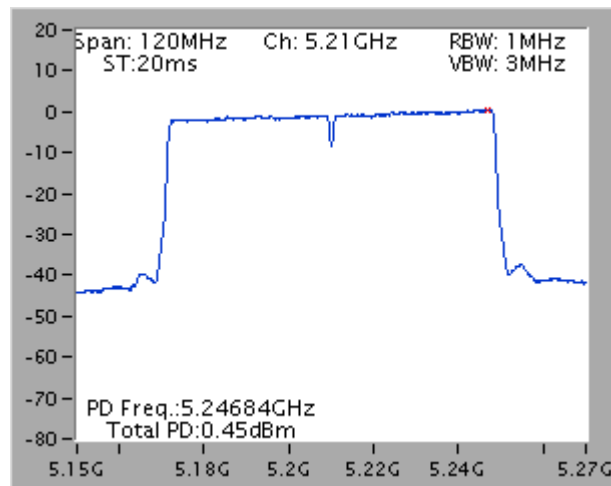


Power Density Plot on Chain 7 + Chain 8 / 5530 MHz

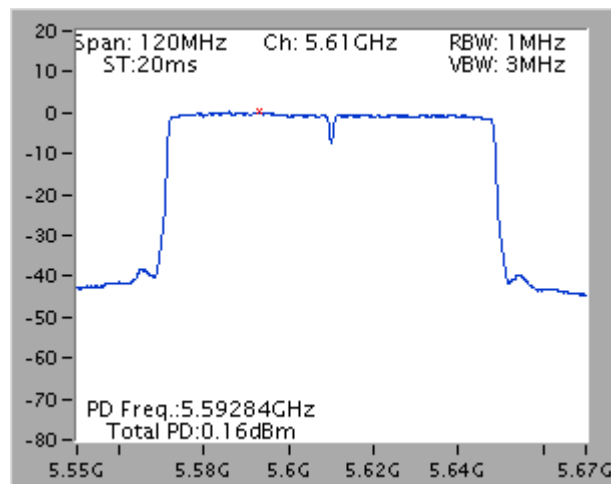


Type 2

Power Density Plot on Chain 5 + Chain 6 / 5210 MHz

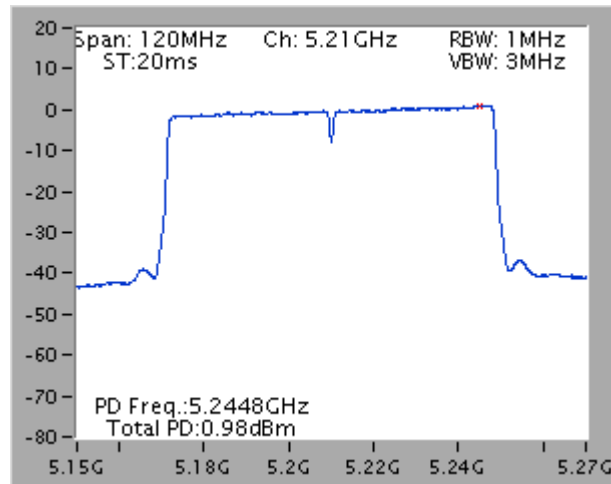


Power Density Plot on Chain 7 + Chain 8 / 5610 MHz

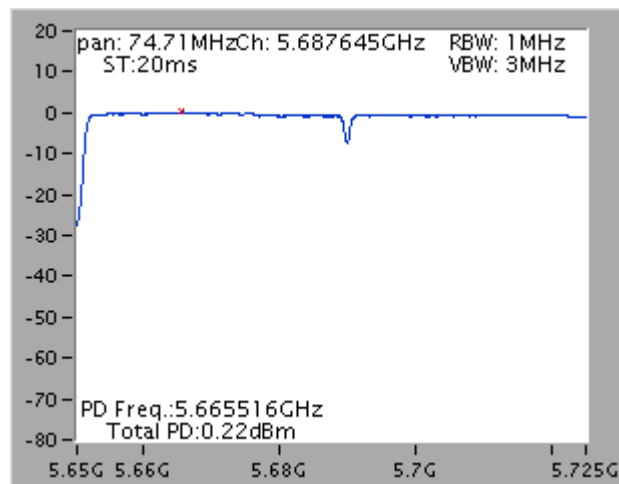


Type 3

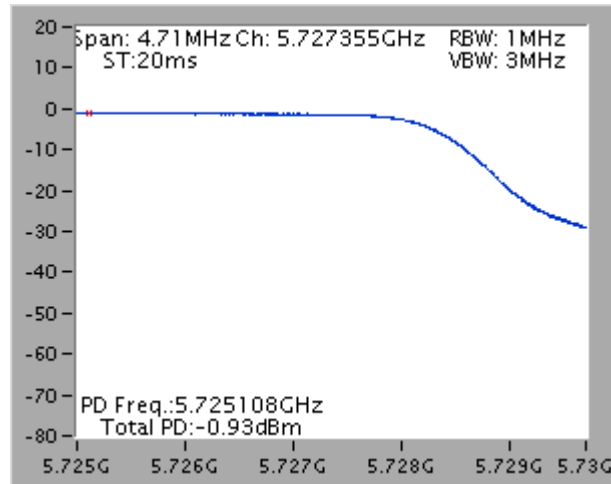
Power Density Plot on Chain 5 + Chain 6 / 5210 MHz



Power Density Plot on Chain 7 + Chain 8 / 5690 MHz (UNII 2C)

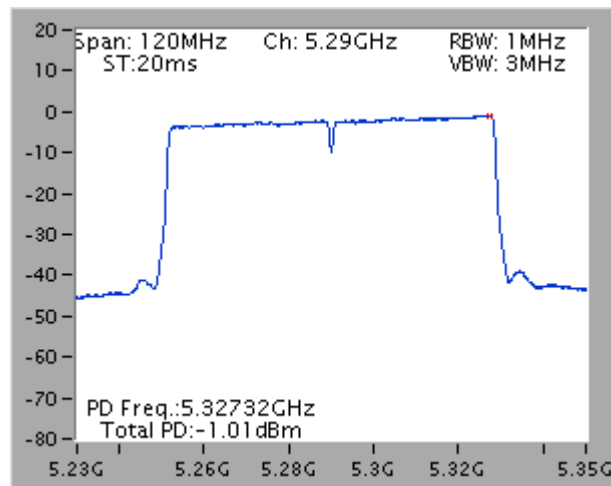


Power Density Plot on Chain 7 + Chain 8 / 5690 MHz (UNII 3)

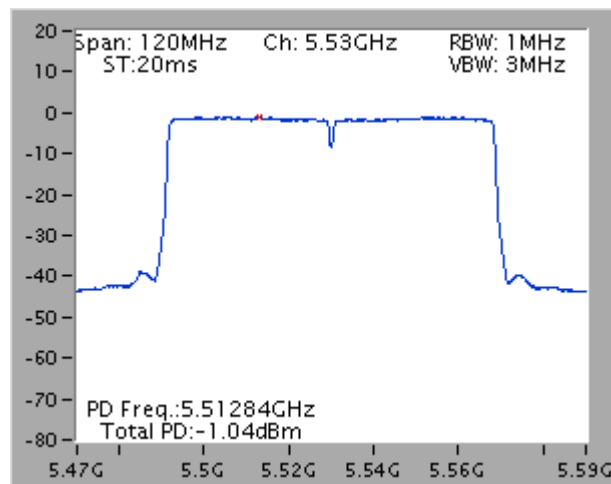


Type 4

Power Density Plot on Chain 5 + Chain 6 / 5290 MHz

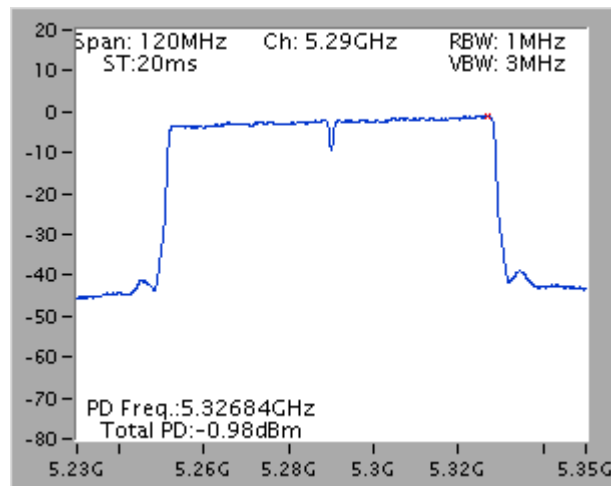


Power Density Plot on Chain 7 + Chain 8 / 5530 MHz

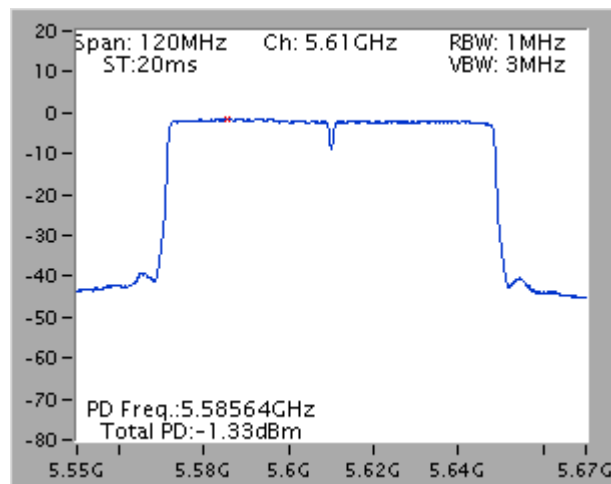


Type 5

Power Density Plot on Chain 5 + Chain 6 / 5290 MHz

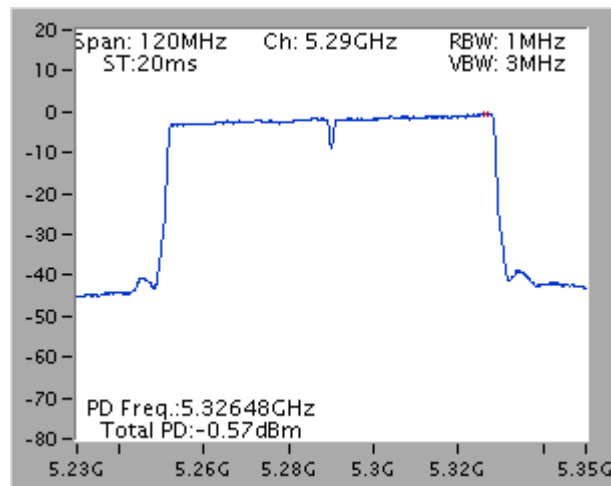


Power Density Plot on Chain 7 + Chain 8 / 5610 MHz

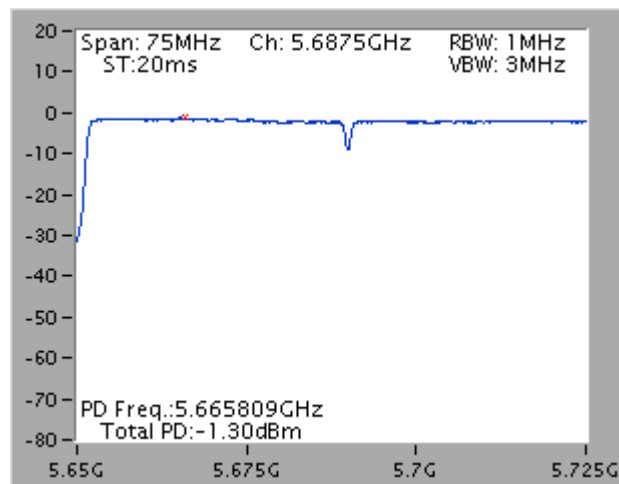


Type 6

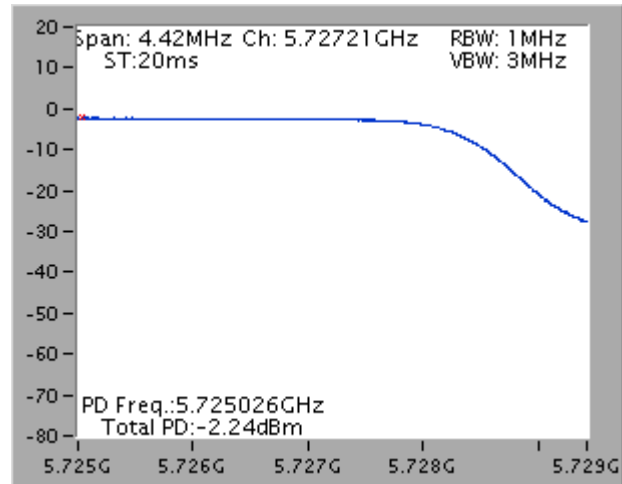
Power Density Plot on Chain 5 + Chain 6 / 5290 MHz



Power Density Plot on Chain 7 + Chain 8 / 5690 MHz (UNII 2C)

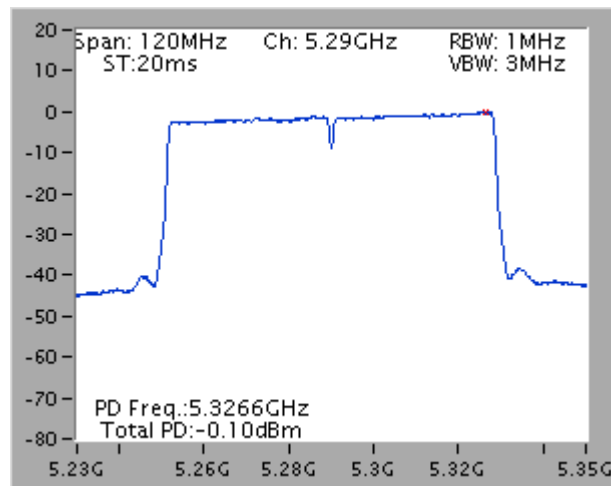


Power Density Plot on Chain 7 + Chain 8 / 5690 MHz (UNII 3)

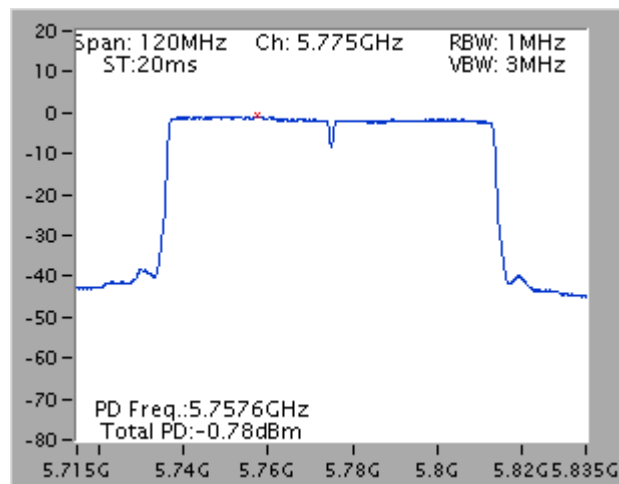


Type 7

Power Density Plot on Chain 5 + Chain 6 / 5290 MHz

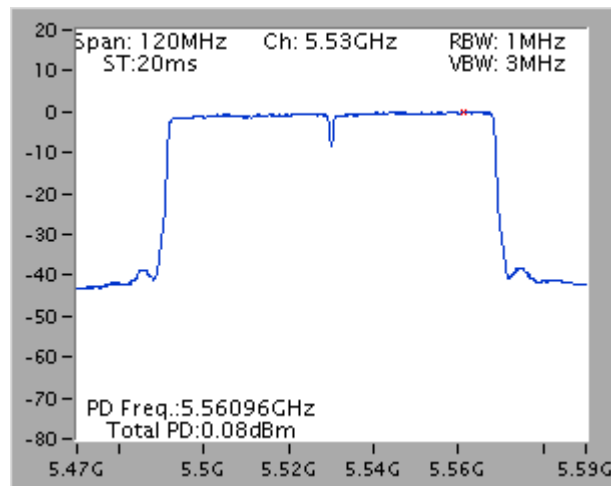


Power Density Plot on Chain 7 + Chain 8 / 5775 MHz

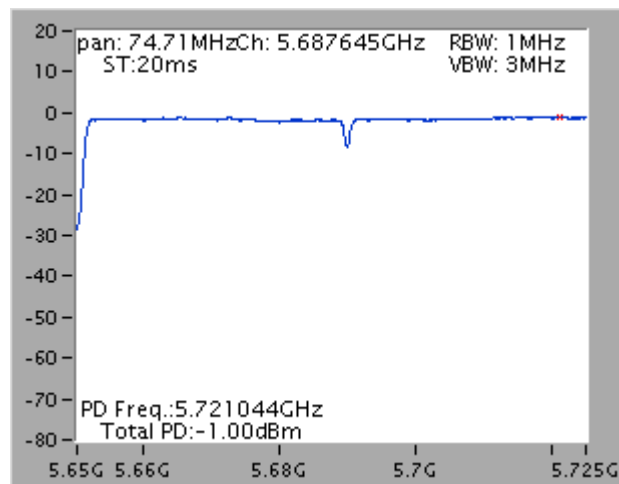


Type 8

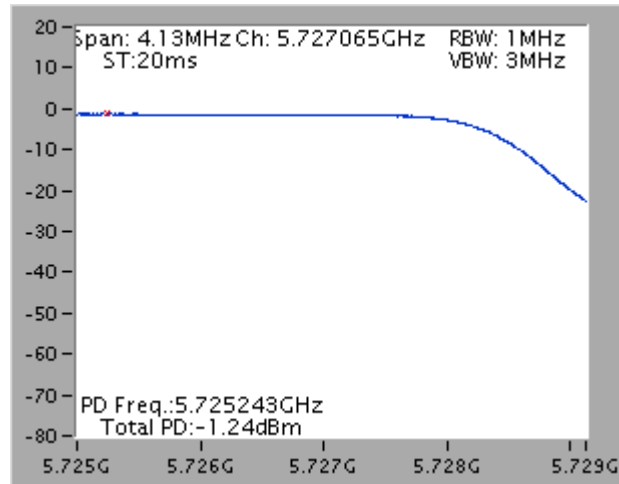
Power Density Plot on Chain 5 + Chain 6 / 5530 MHz



Power Density Plot on Chain 7 + Chain 8 / 5690 MHz (UNII 2C)

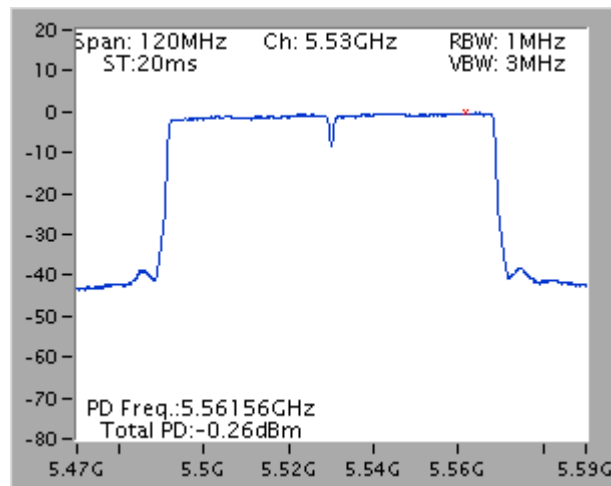


Power Density Plot on Chain 7 + Chain 8 / 5690 MHz (UNII 3)

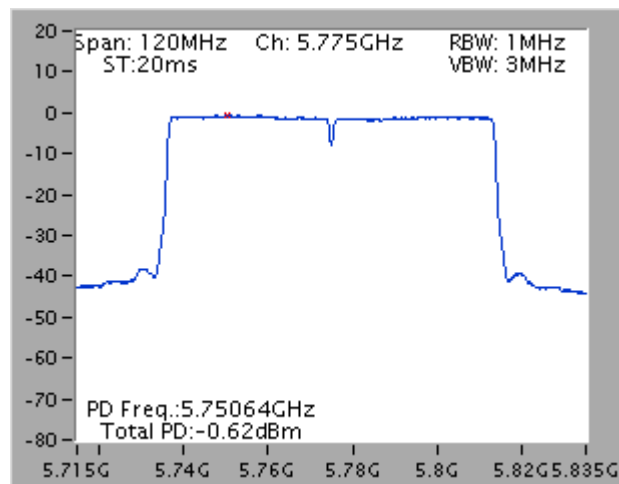


Type 9

Power Density Plot on Chain 5 + Chain 6 / 5530 MHz

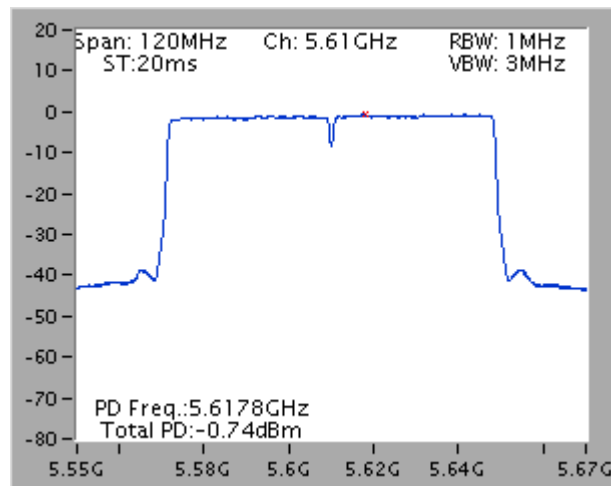


Power Density Plot on Chain 7 + Chain 8 / 5775 MHz

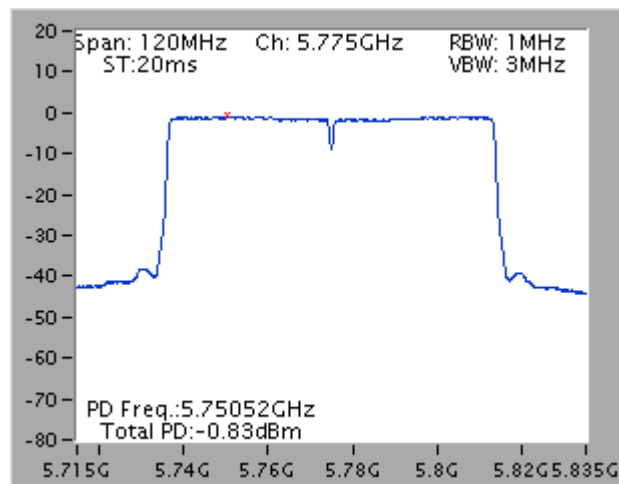


Type 10

Power Density Plot on Chain 5 + Chain 6 / 5610 MHz

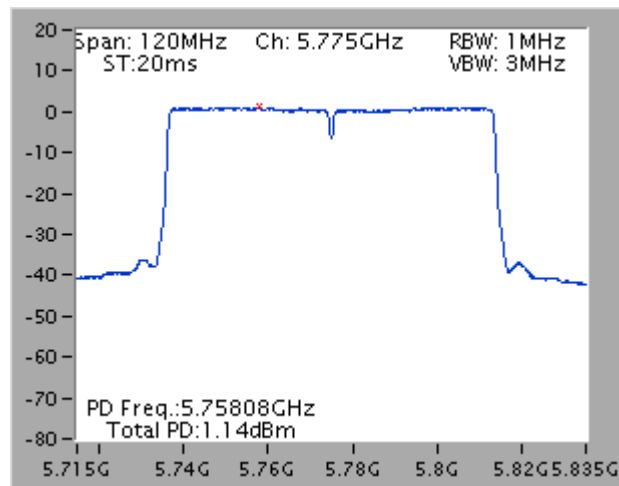


Power Density Plot on Chain 7 + Chain 8 / 5775 MHz

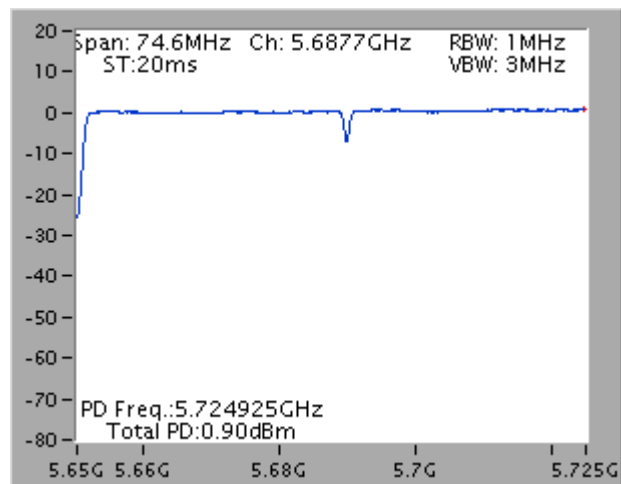


Type 11

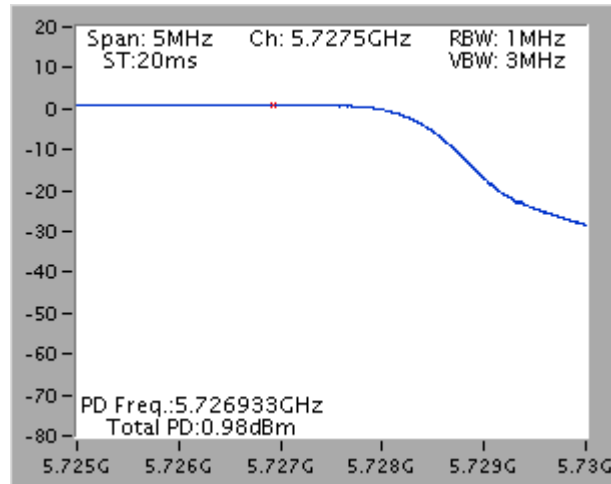
Power Density Plot on Chain 7 + Chain 8 / 5775 MHz



Power Density Plot on Chain 5 + Chain 6 / 5690 MHz (UNII 2C)

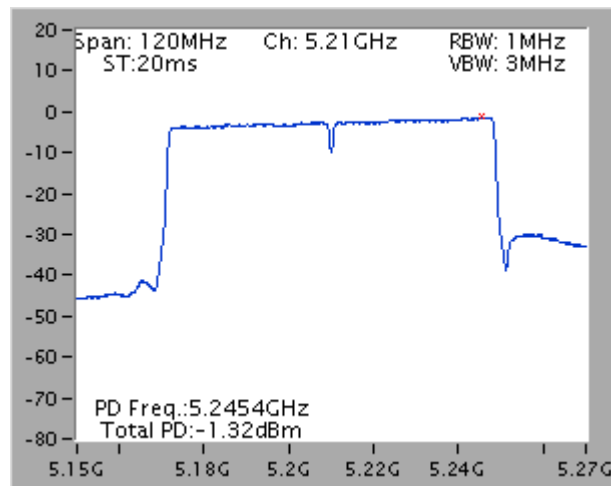


Power Density Plot on Chain 5 + Chain 6 / 5690 MHz (UNII 3)

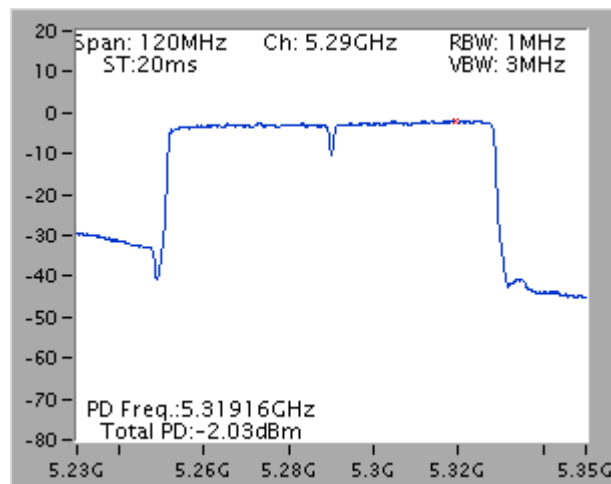


Type 12

Power Density Plot on Chain 5 + Chain 6 / 5210 MHz

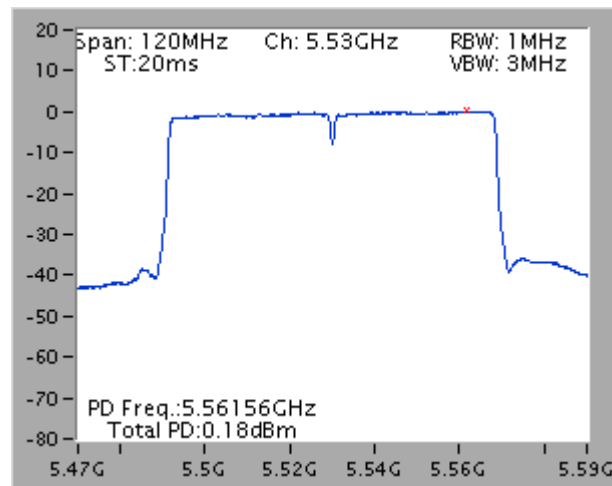


Power Density Plot on Chain 7 + Chain 8 / 5290 MHz

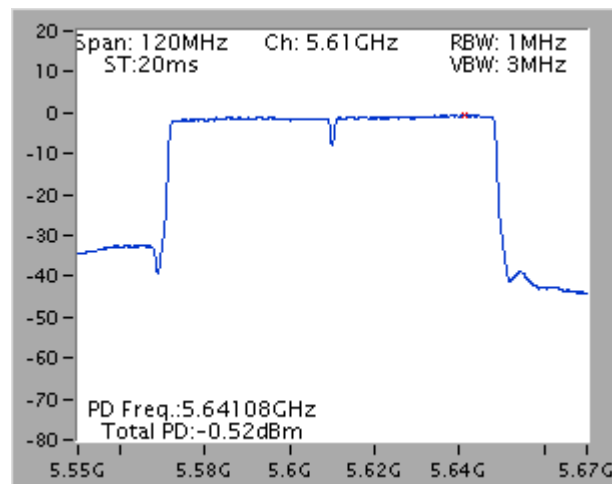


Type 13

Power Density Plot on Chain 5 + Chain 6 / 5530 MHz

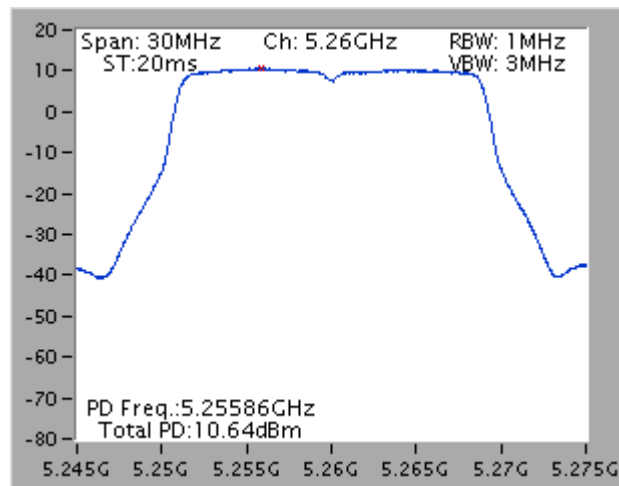


Power Density Plot on Chain 7 + Chain 8 / 5610 MHz

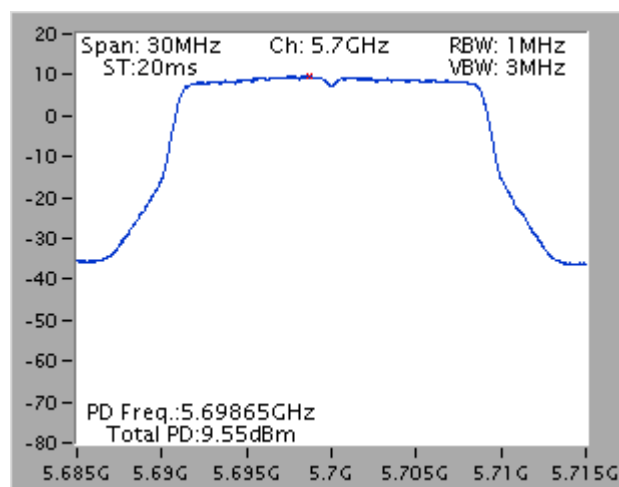


<For Radio 2 Beamforming Mode>

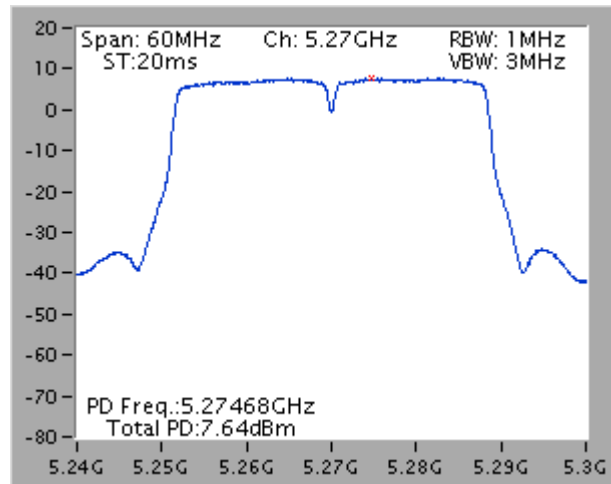
Power Density Plot on Configuration IEEE 802.11ac MCS0/Nss1 VHT20 / Chain 5 + Chain 6 + Chain 7 + Chain 8 / 5260 MHz



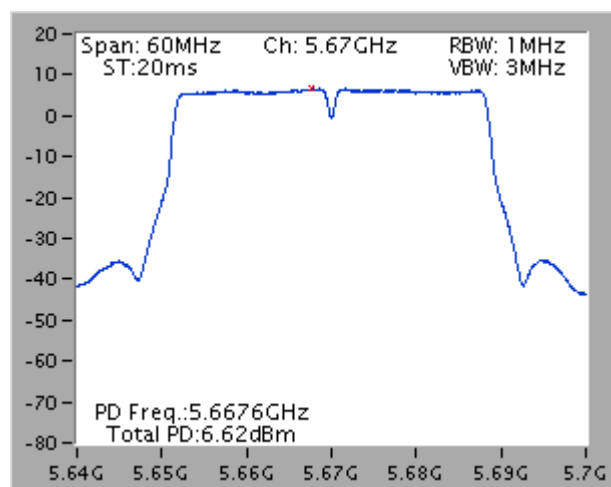
Power Density Plot on Configuration IEEE 802.11ac MCS0/Nss1 VHT20 / Chain 5 + Chain 6 + Chain 7 + Chain 8 / 5700 MHz



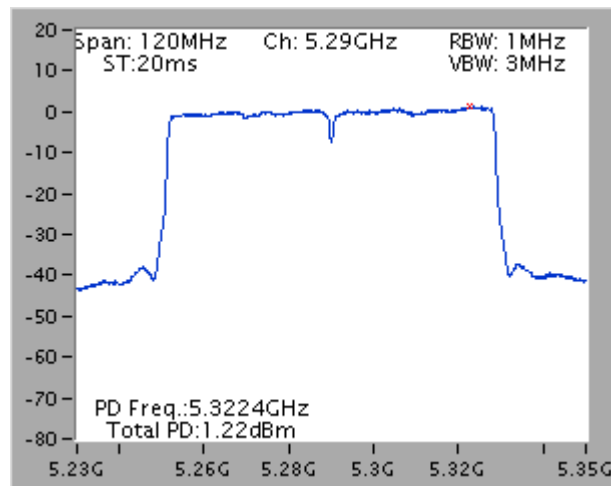
Power Density Plot on Configuration IEEE 802.11ac MCS0/Nss1 VHT40 / Chain 5 + Chain 6 + Chain 7 + Chain 8 / 5270 MHz



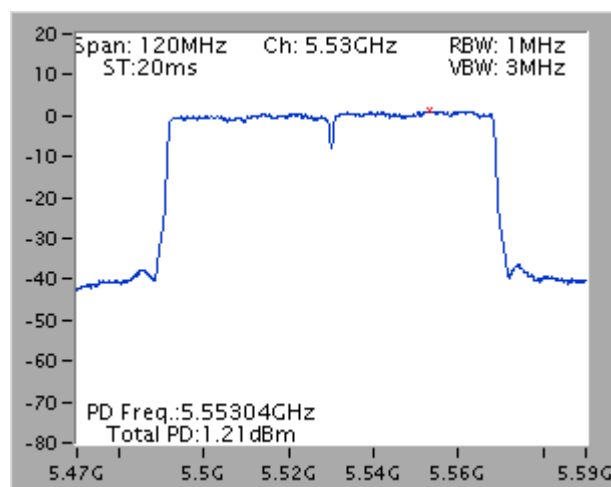
Power Density Plot on Configuration IEEE 802.11ac MCS0/Nss1 VHT40 / Chain 5 + Chain 6 + Chain 7 + Chain 8 / 5670 MHz



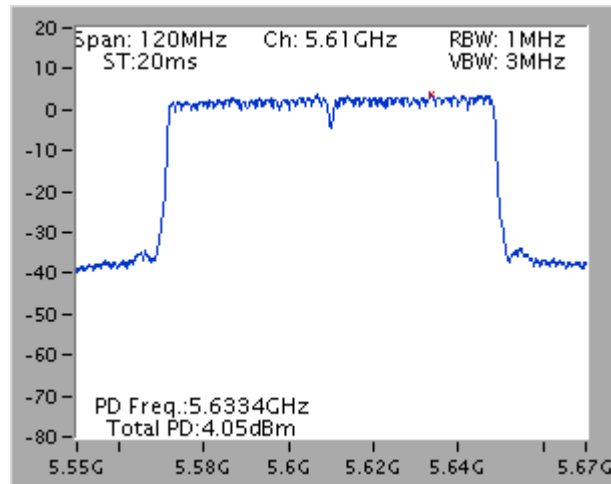
Power Density Plot on Configuration IEEE 802.11ac MCS0/Nss1 VHT80 / Chain 5 + Chain 6 + Chain 7 + Chain 8 / 5290 MHz



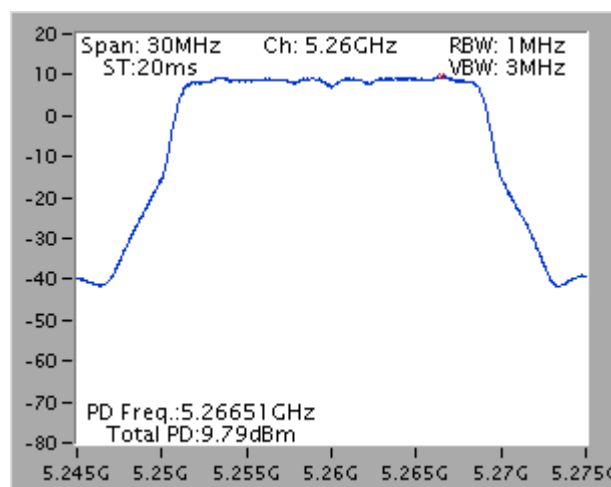
Power Density Plot on Configuration IEEE 802.11ac MCS0/Nss1 VHT80 / Chain 5 + Chain 6 + Chain 7 + Chain 8 / 5530 MHz



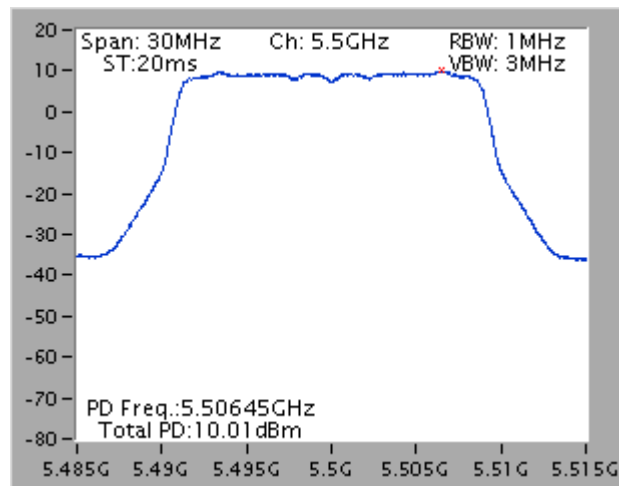
Power Density Plot on Configuration IEEE 802.11ac MCS0/Nss1 VHT80 / Chain 5 + Chain 6 + Chain 7 + Chain 8 / 5610 MHz



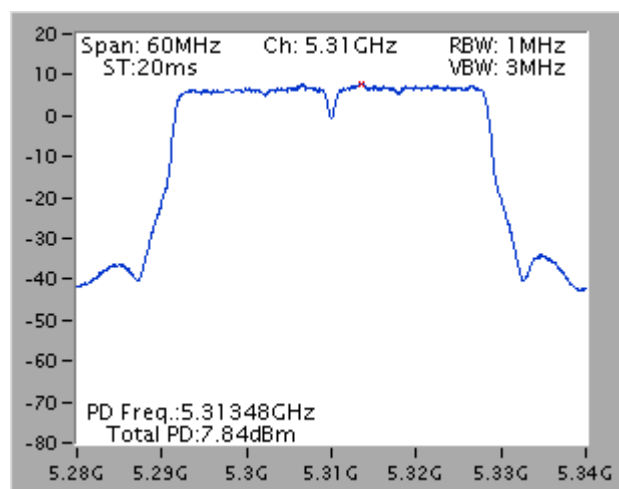
Power Density Plot on Configuration IEEE 802.11ac MCS0/Nss2 VHT20 / Chain 5 + Chain 6 + Chain 7 + Chain 8 / 5260 MHz



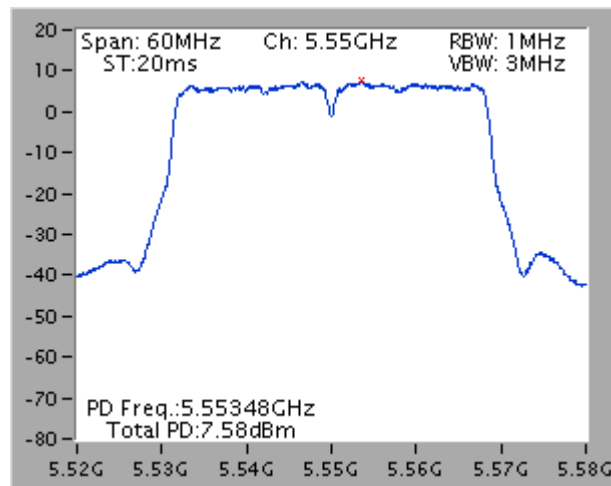
Power Density Plot on Configuration IEEE 802.11ac MCS0/Nss2 VHT20 / Chain 5 + Chain 6 + Chain 7 + Chain 8 / 5500 MHz



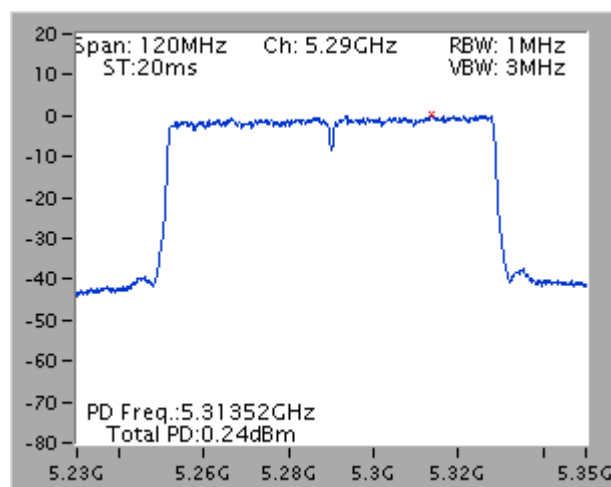
Power Density Plot on Configuration IEEE 802.11ac MCS0/Nss2 VHT40 / Chain 5 + Chain 6 + Chain 7 + Chain 8 / 5310 MHz



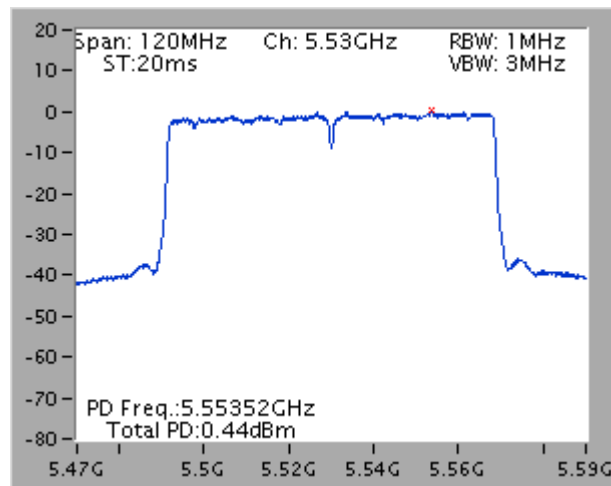
Power Density Plot on Configuration IEEE 802.11ac MCS0/Nss2 VHT40 / Chain 5 + Chain 6 + Chain 7 + Chain 8 / 5550 MHz



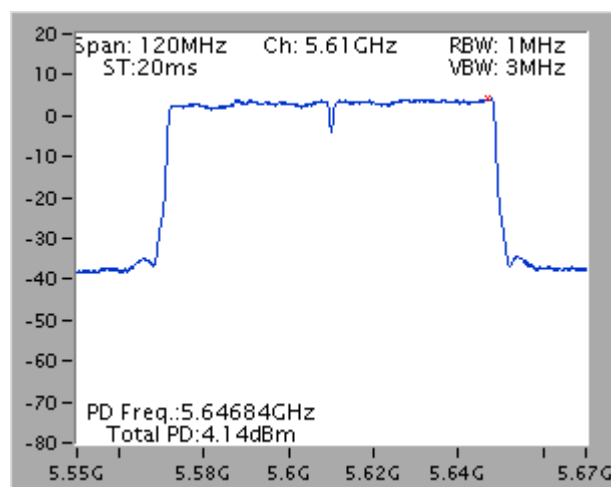
Power Density Plot on Configuration IEEE 802.11ac MCS0/Nss2 VHT80 / Chain 5 + Chain 6 + Chain 7 + Chain 8 / 5290 MHz



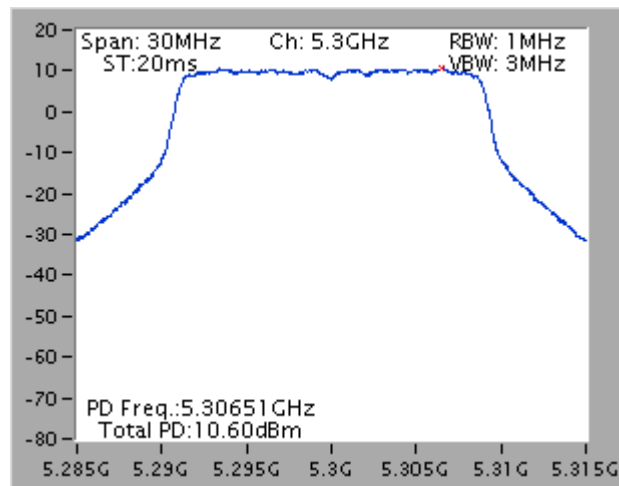
Power Density Plot on Configuration IEEE 802.11ac MCS0/Nss2 VHT80 / Chain 5 + Chain 6 + Chain 7 + Chain 8 / 5530 MHz



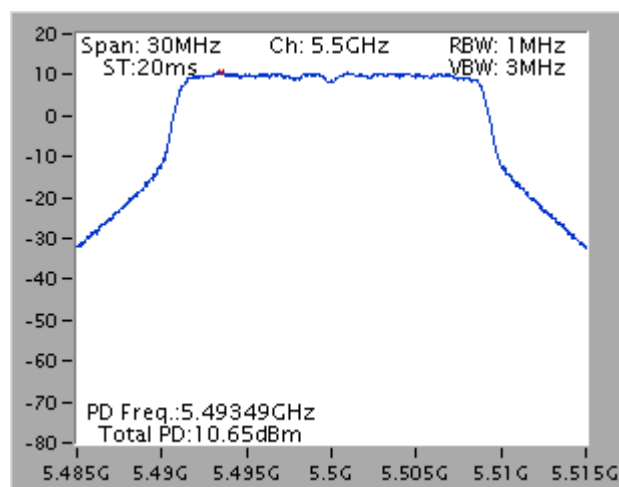
Power Density Plot on Configuration IEEE 802.11ac MCS0/Nss2 VHT80 / Chain 5 + Chain 6 + Chain 7 + Chain 8 / 5610 MHz



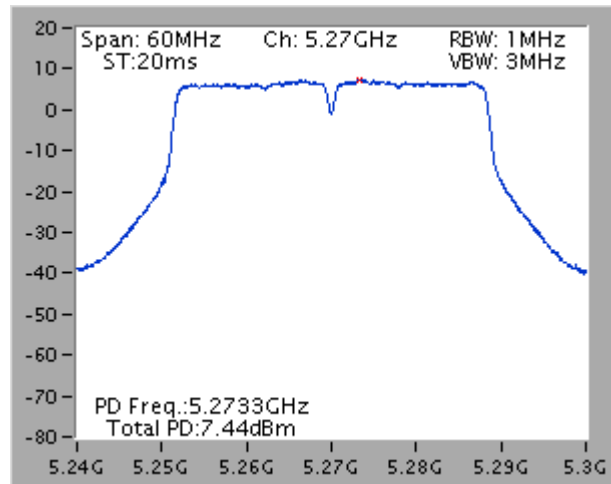
Power Density Plot on Configuration IEEE 802.11ac MCS0/Nss3 VHT20 / Chain 5 + Chain 6 + Chain 7 + Chain 8 / 5300 MHz



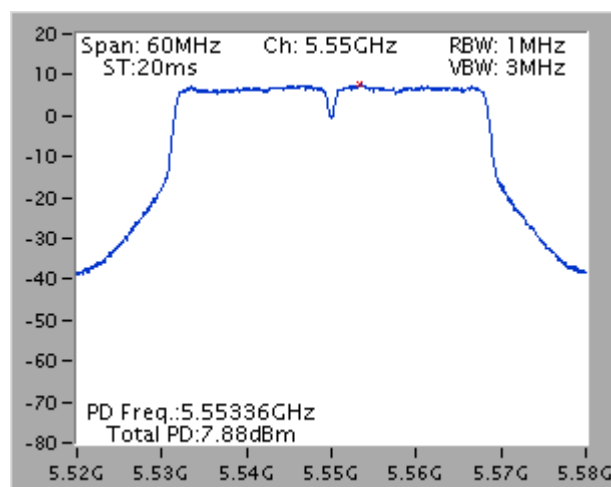
Power Density Plot on Configuration IEEE 802.11ac MCS0/Nss3 VHT20 / Chain 5 + Chain 6 + Chain 7 + Chain 8 / 5500 MHz



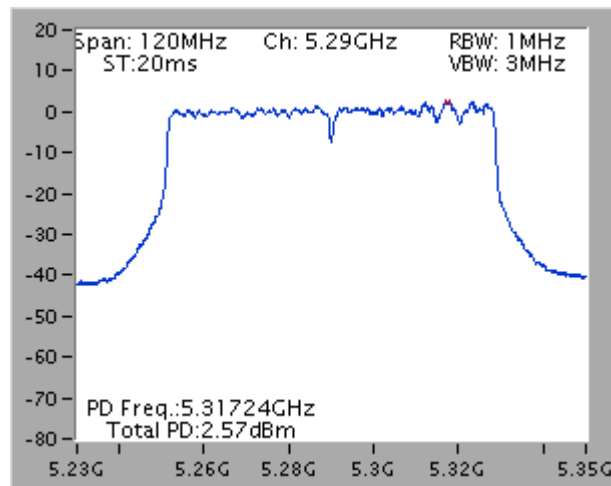
Power Density Plot on Configuration IEEE 802.11ac MCS0/Nss3 VHT40 / Chain 5 + Chain 6 + Chain 7 + Chain 8 / 5270 MHz



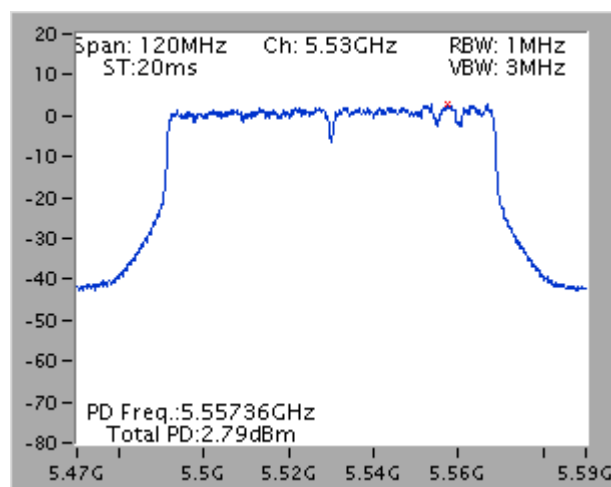
Power Density Plot on Configuration IEEE 802.11ac MCS0/Nss3 VHT40 / Chain 5 + Chain 6 + Chain 7 + Chain 8 / 5550 MHz



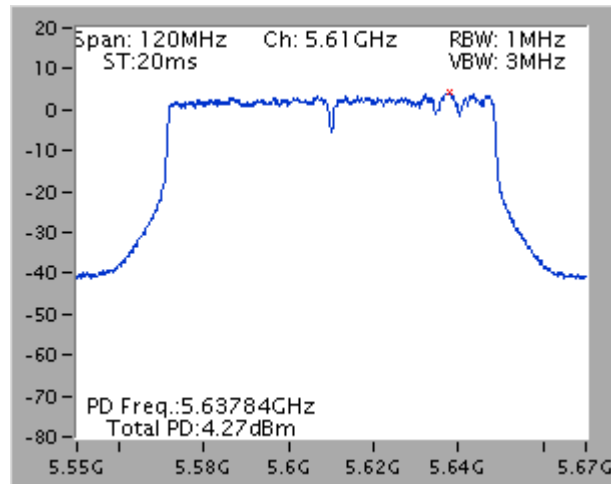
Power Density Plot on Configuration IEEE 802.11ac MCS0/Nss3 VHT80 / Chain 5 + Chain 6 + Chain 7 + Chain 8 / 5290 MHz



Power Density Plot on Configuration IEEE 802.11ac MCS0/Nss3 VHT80 / Chain 5 + Chain 6 + Chain 7 + Chain 8 / 5530 MHz

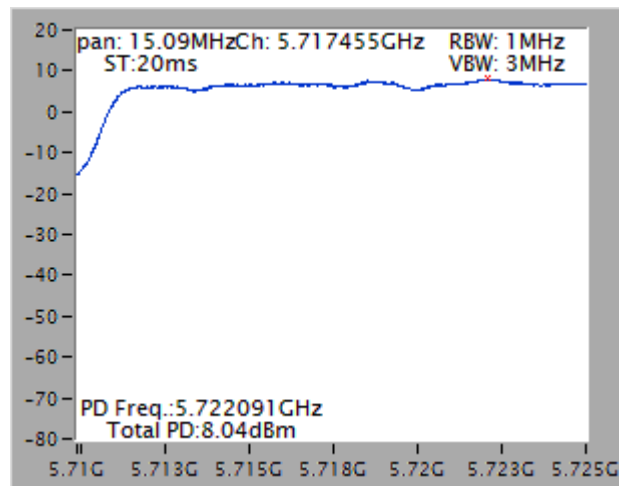


Power Density Plot on Configuration IEEE 802.11ac MCS0/Nss3 VHT80 / Chain 5 + Chain 6 + Chain 7 + Chain 8 / 5610 MHz

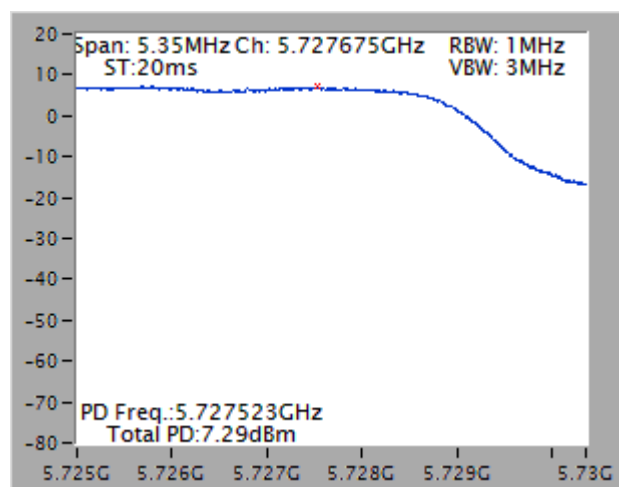


Straddle Channel

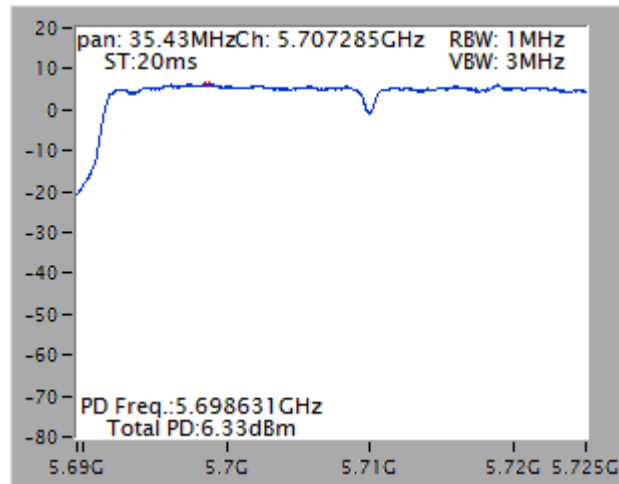
Power Density Plot on Configuration IEEE 802.11ac MCS0/Nss1 VHT20 / Chain 5 + Chain 6 + Chain 7 + Chain 8 / 5720 MHz (UNII 2C)



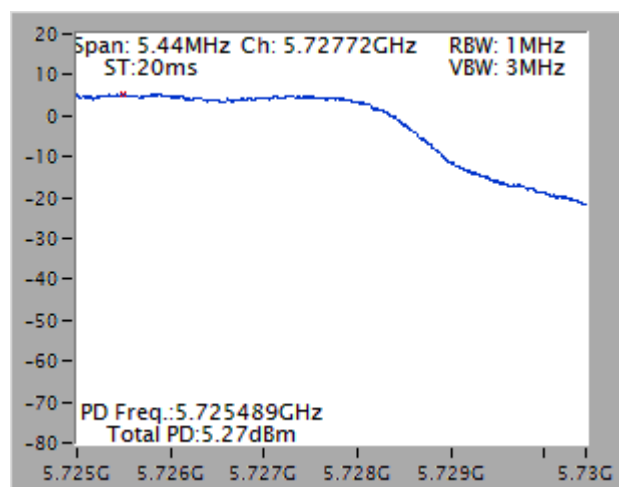
Power Density Plot on Configuration IEEE 802.11ac MCS0/Nss1 VHT20 / Chain 5 + Chain 6 + Chain 7 + Chain 8 / 5720 MHz (UNII 3)



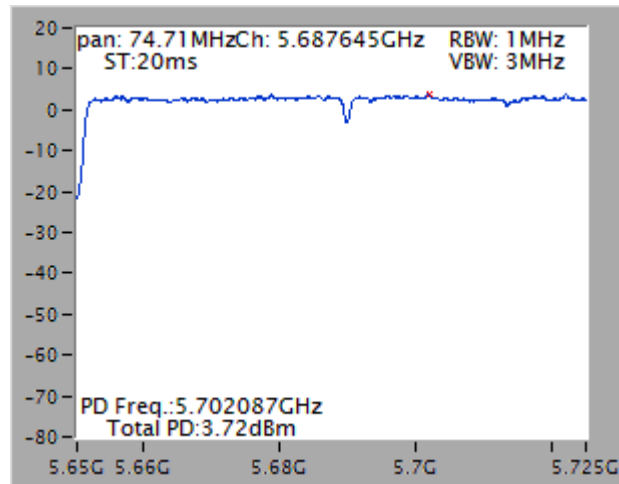
Power Density Plot on Configuration IEEE 802.11ac MCS0/Nss1 VHT40 / Chain 5 + Chain 6 + Chain 7 + Chain 8 / 5710 MHz (UNII 2C)



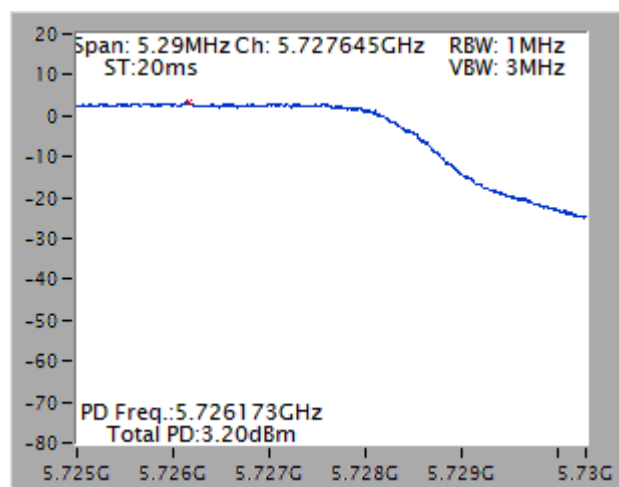
Power Density Plot on Configuration IEEE 802.11ac MCS0/Nss1 VHT40 / Chain 5 + Chain 6 + Chain 7 + Chain 8 / 5710 MHz (UNII 3)



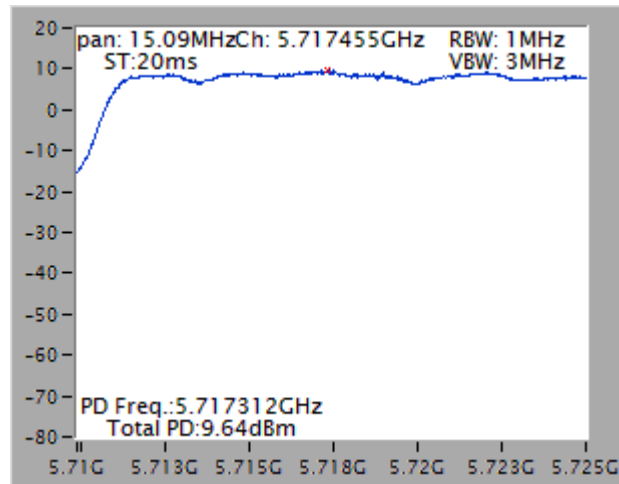
Power Density Plot on Configuration IEEE 802.11ac MCS0/Nss1 VHT80 / Chain 5 + Chain 6 + Chain 7 + Chain 8 / 5690 MHz (UNII 2C)



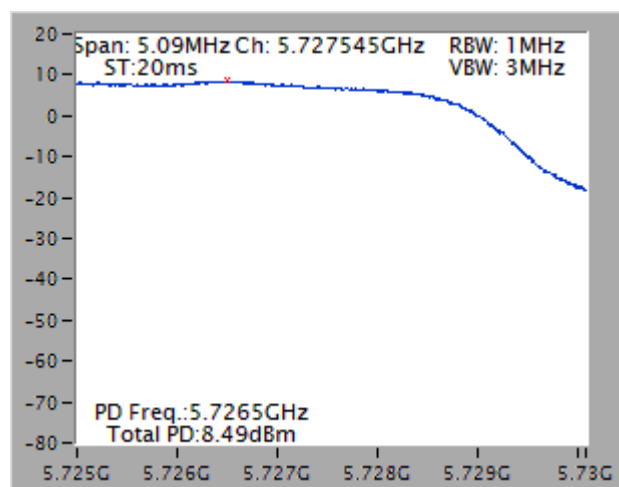
Power Density Plot on Configuration IEEE 802.11ac MCS0/Nss1 VHT80 / Chain 5 + Chain 6 + Chain 7 + Chain 8 / 5690 MHz (UNII 3)



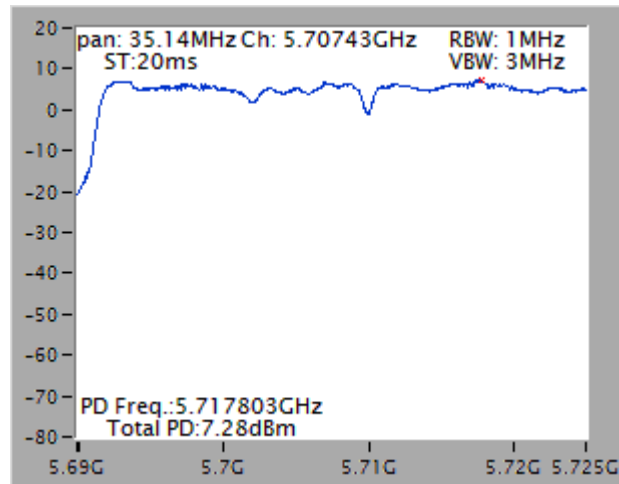
Power Density Plot on Configuration IEEE 802.11ac MCS0/Nss2 VHT20 / Chain 5 + Chain 6 + Chain 7 + Chain 8 / 5720 MHz (UNII 2C)



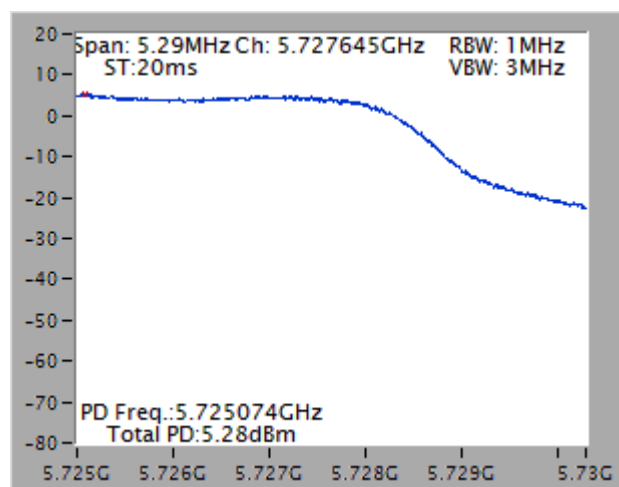
Power Density Plot on Configuration IEEE 802.11ac MCS0/Nss2 VHT20 / Chain 5 + Chain 6 + Chain 7 + Chain 8 / 5720 MHz (UNII 3)



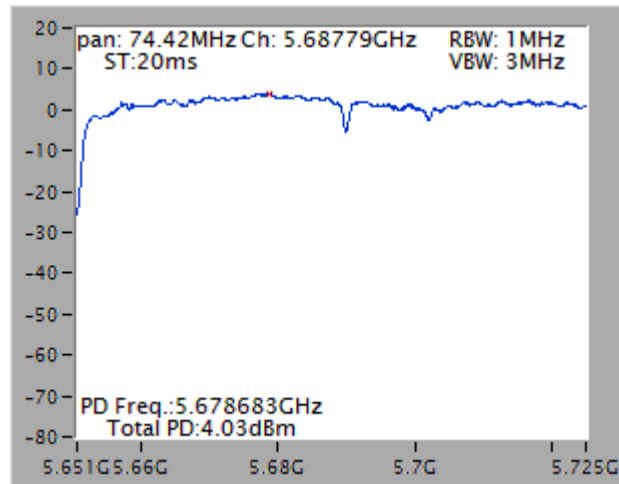
Power Density Plot on Configuration IEEE 802.11ac MCS0/Nss2 VHT40 / Chain 5 + Chain 6 + Chain 7 + Chain 8 / 5710 MHz (UNII 2C)



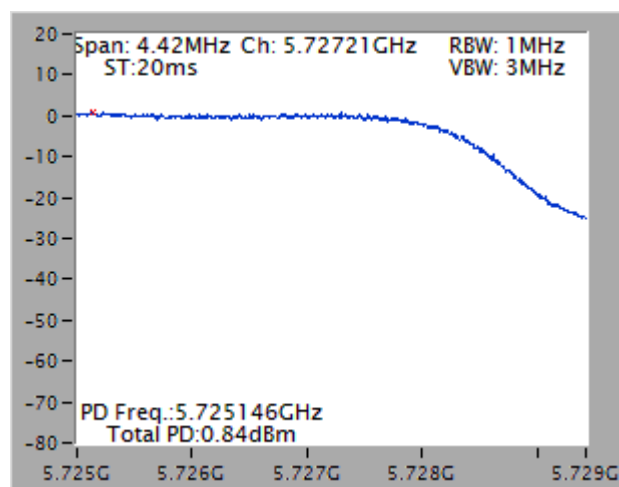
Power Density Plot on Configuration IEEE 802.11ac MCS0/Nss2 VHT40 / Chain 5 + Chain 6 + Chain 7 + Chain 8 / 5710 MHz (UNII 3)



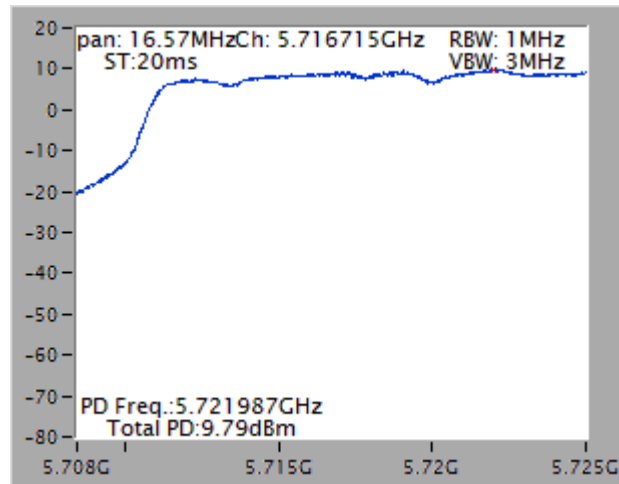
Power Density Plot on Configuration IEEE 802.11ac MCS0/Nss2 VHT80 / Chain 5 + Chain 6 + Chain 7 + Chain 8 / 5690 MHz (UNII 2C)



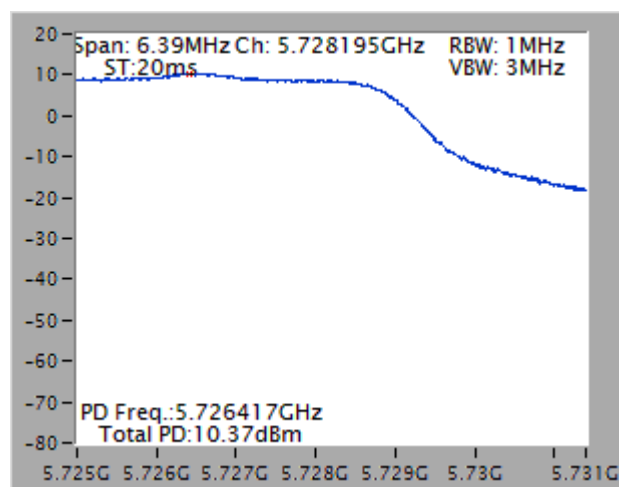
Power Density Plot on Configuration IEEE 802.11ac MCS0/Nss2 VHT80 / Chain 5 + Chain 6 + Chain 7 + Chain 8 / 5690 MHz (UNII 3)



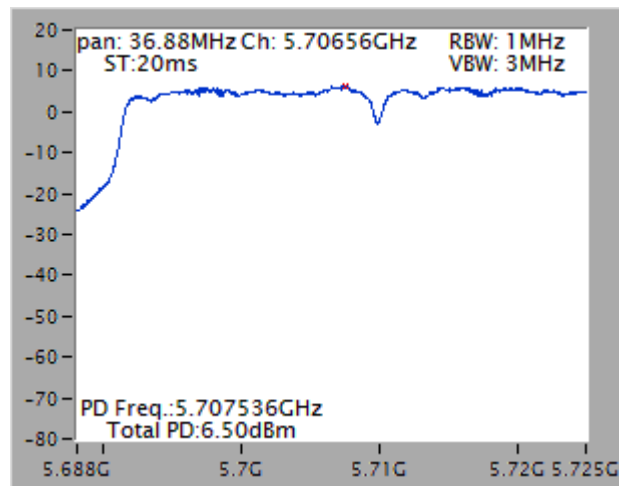
Power Density Plot on Configuration IEEE 802.11ac MCS0/Nss3 VHT20 / Chain 5 + Chain 6 + Chain 7 + Chain 8 / 5720 MHz (UNII 2C)



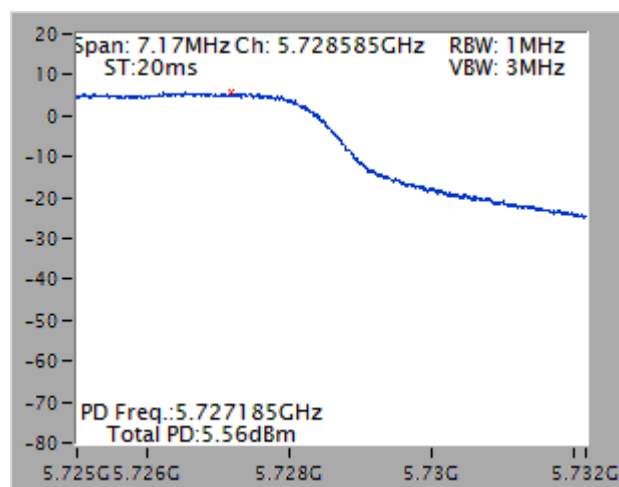
Power Density Plot on Configuration IEEE 802.11ac MCS0/Nss3 VHT20 / Chain 5 + Chain 6 + Chain 7 + Chain 8 / 5720 MHz (UNII 3)



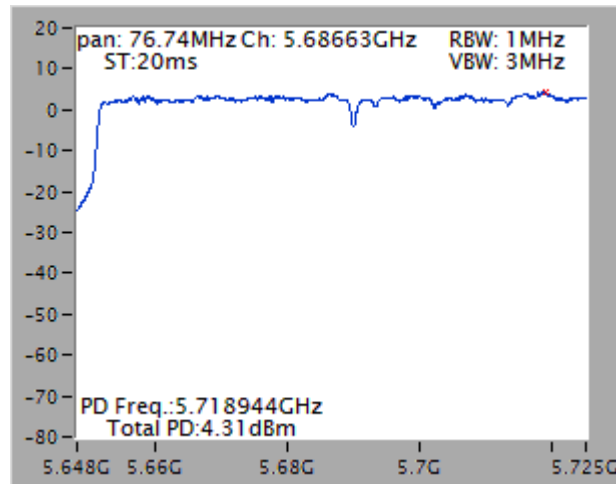
Power Density Plot on Configuration IEEE 802.11ac MCS0/Nss3 VHT40 / Chain 5 + Chain 6 + Chain 7 + Chain 8 / 5710 MHz (UNII 2C)



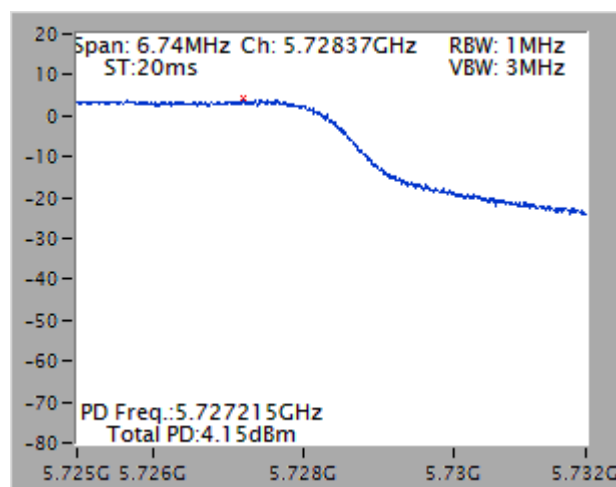
Power Density Plot on Configuration IEEE 802.11ac MCS0/Nss3 VHT40 / Chain 5 + Chain 6 + Chain 7 + Chain 8 / 5710 MHz (UNII 3)



Power Density Plot on Configuration IEEE 802.11ac MCS0/Nss3 VHT80 / Chain 5 + Chain 6 + Chain 7 + Chain 8 / 5690 MHz (UNII 2C)



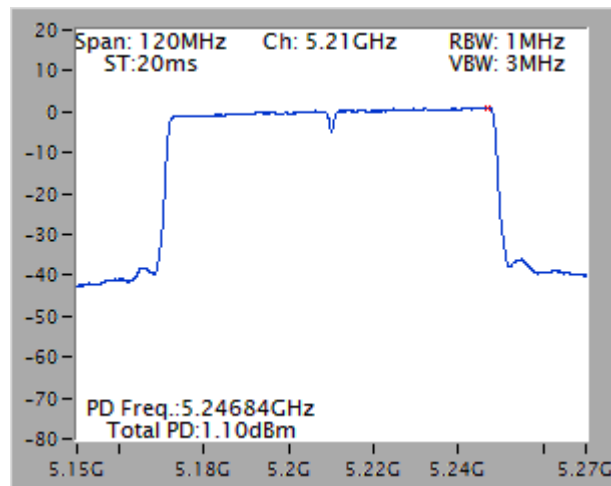
Power Density Plot on Configuration IEEE 802.11ac MCS0/Nss3 VHT80 / Chain 5 + Chain 6 + Chain 7 + Chain 8 / 5690 MHz (UNII 3)



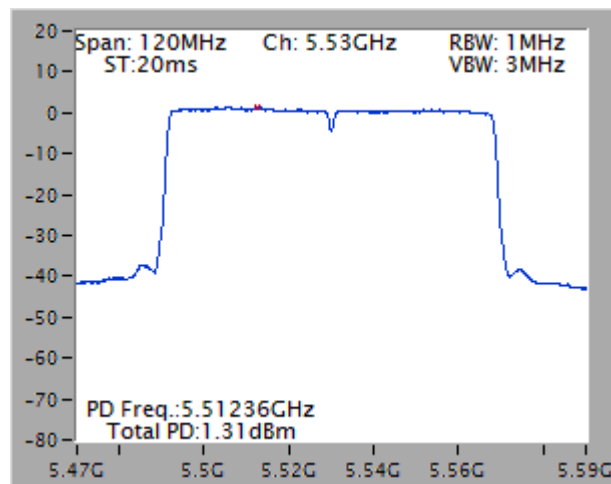
For 802.11ac MCS0/Nss2 VHT80+80 Mode

Type 1

Power Density Plot on Chain 5 + Chain 6 / 5210 MHz

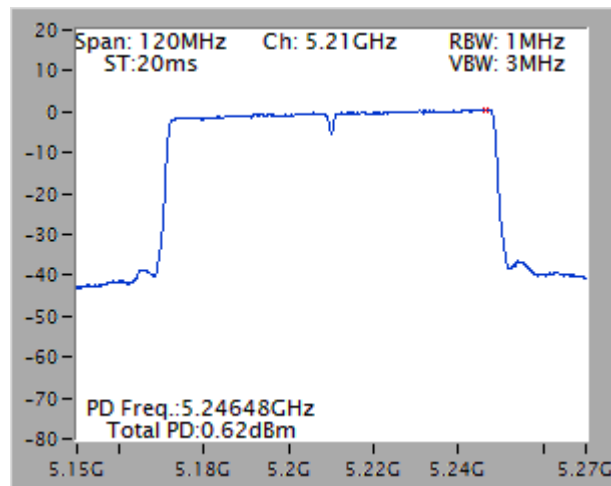


Power Density Plot on Chain 7 + Chain 8 / 5530 MHz

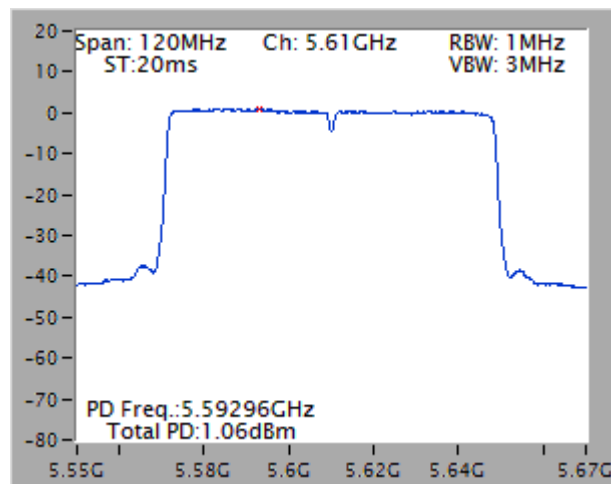


Type 2

Power Density Plot on Chain 5 + Chain 6 / 5210 MHz

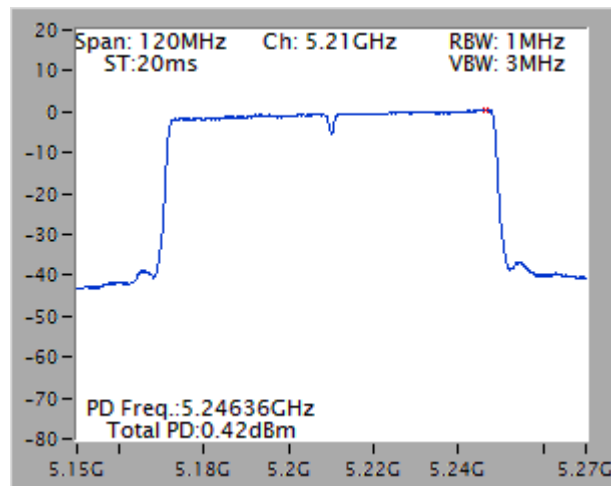


Power Density Plot on Chain 7 + Chain 8 / 5610 MHz

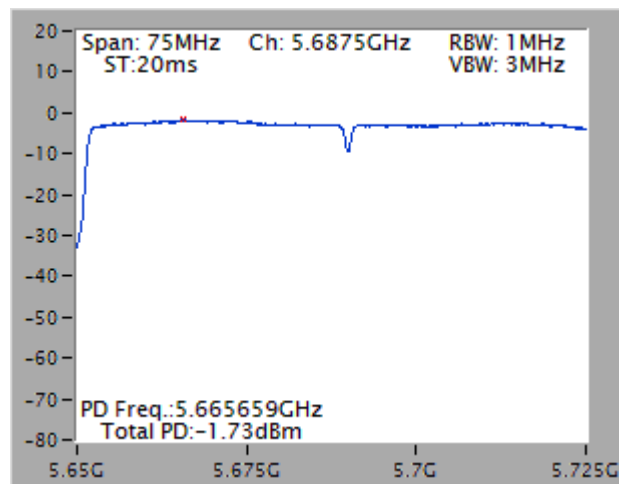


Type 3

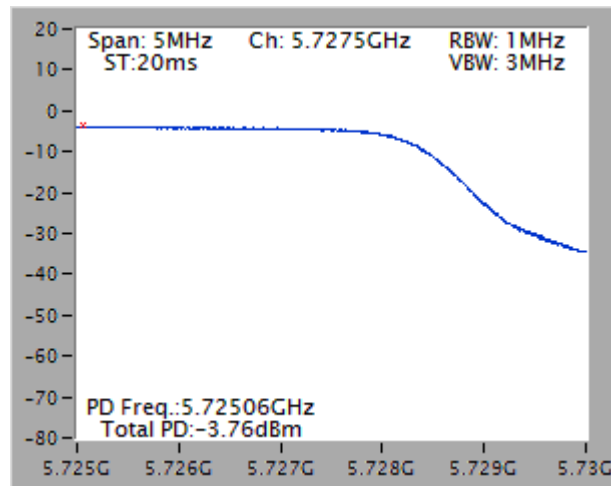
Power Density Plot on Chain 5 + Chain 6 / 5210 MHz



Power Density Plot on Chain 7 + Chain 8 / 5690 MHz (UNII 2C)

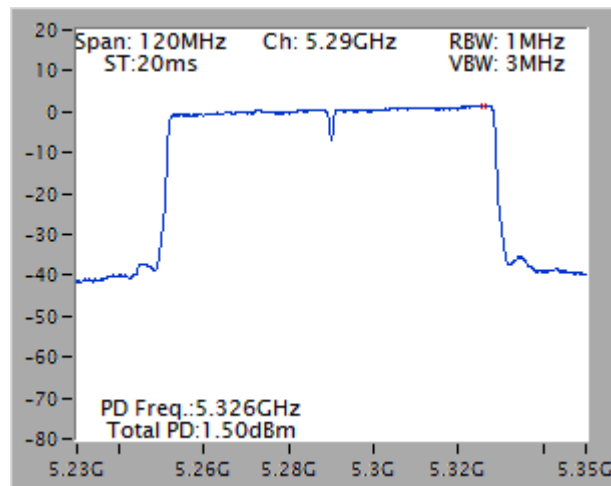


Power Density Plot on Chain 7 + Chain 8 / 5690 MHz (UNII 3)

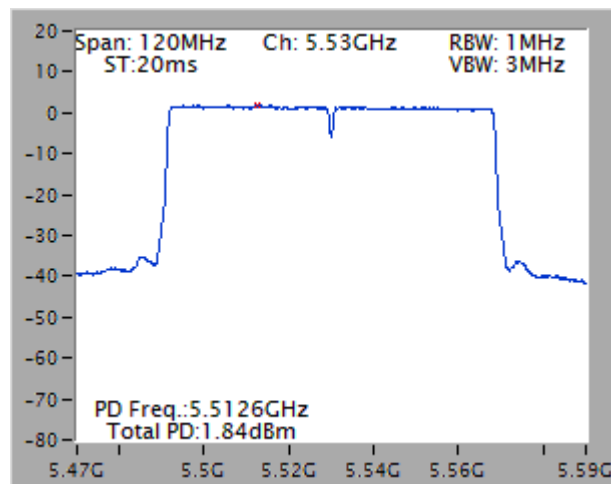


Type 4

Power Density Plot on Chain 5 + Chain 6 / 5290 MHz

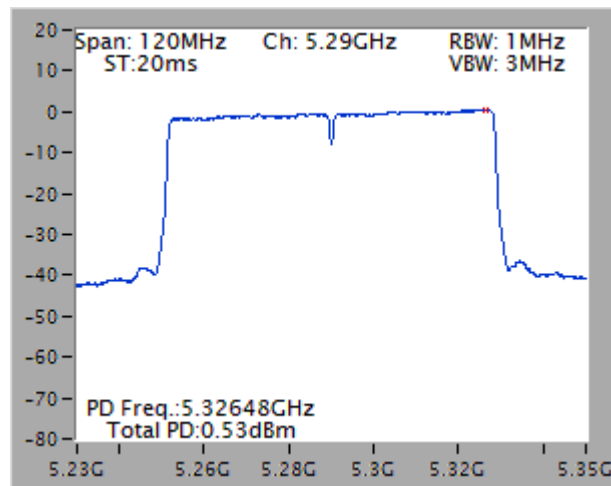


Power Density Plot on Chain 7 + Chain 8 / 5530 MHz

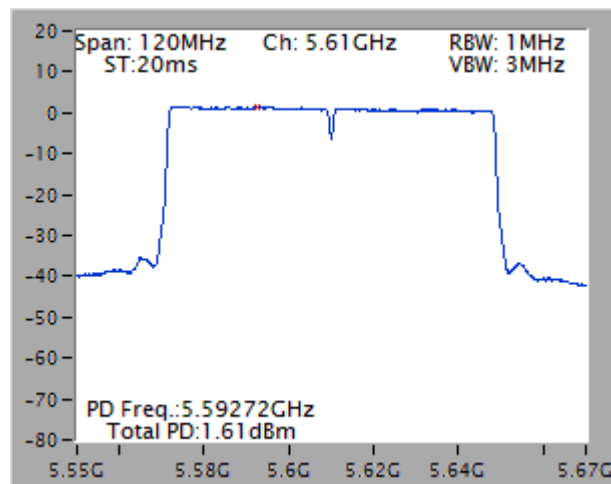


Type 5

Power Density Plot on Chain 5 + Chain 6 / 5290 MHz

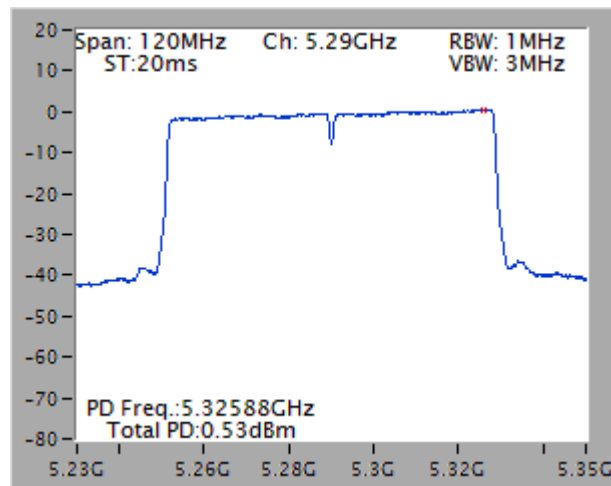


Power Density Plot on Chain 7 + Chain 8 / 5610 MHz

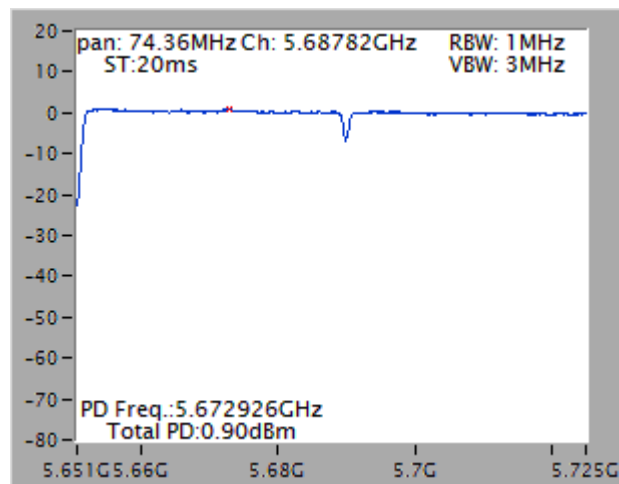


Type 6

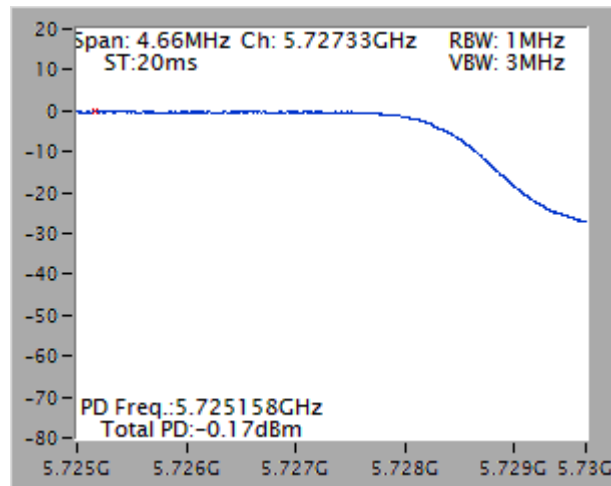
Power Density Plot on Chain 5 + Chain 6 / 5290 MHz



Power Density Plot on Chain 7 + Chain 8 / 5690 MHz (UNII 2C)

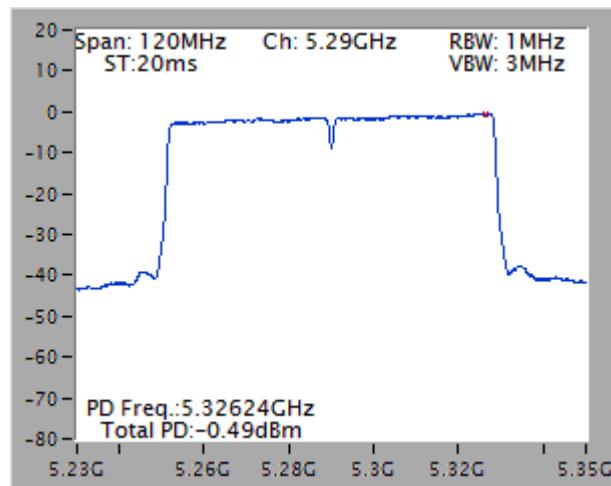


Power Density Plot on Chain 7 + Chain 8 / 5690 MHz (UNII 3)

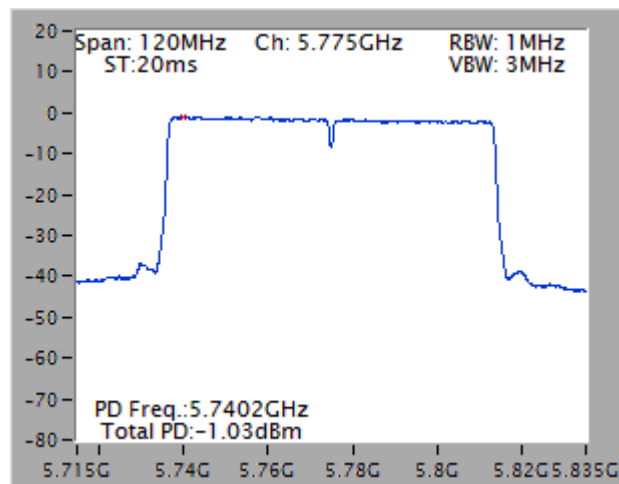


Type 7

Power Density Plot on Chain 5 + Chain 6 / 5290 MHz

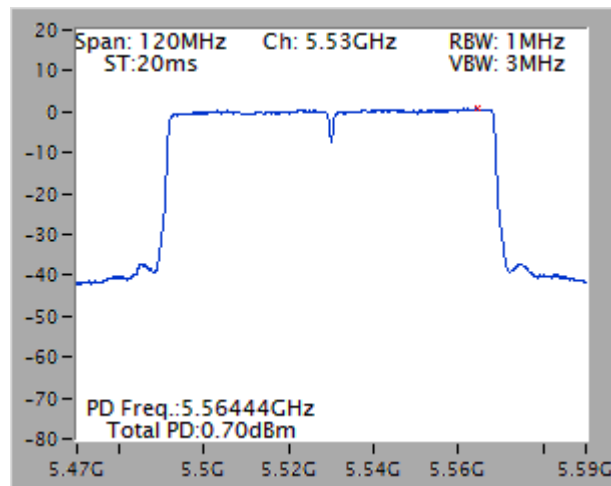


Power Density Plot on Chain 7 + Chain 8 / 5775 MHz

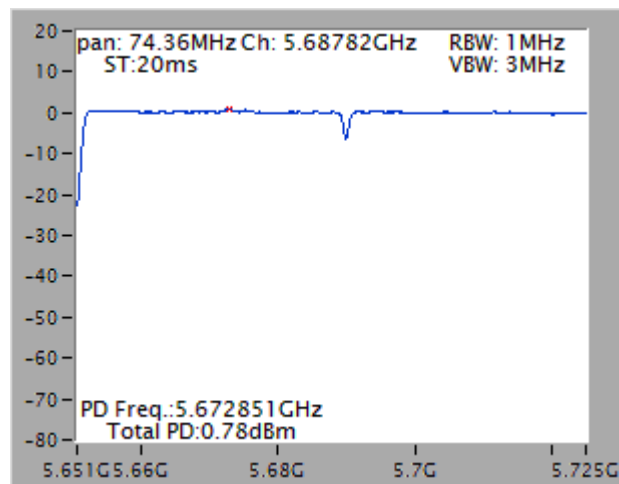


Type 8

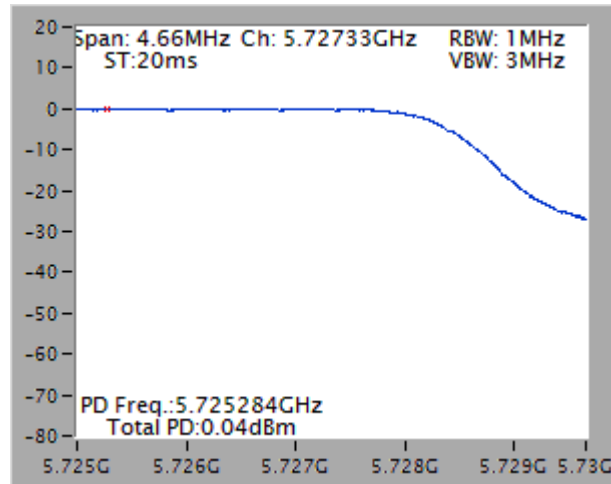
Power Density Plot on Chain 5 + Chain 6 / 5530 MHz



Power Density Plot on Chain 7 + Chain 8 / 5690 MHz (UNII 2C)

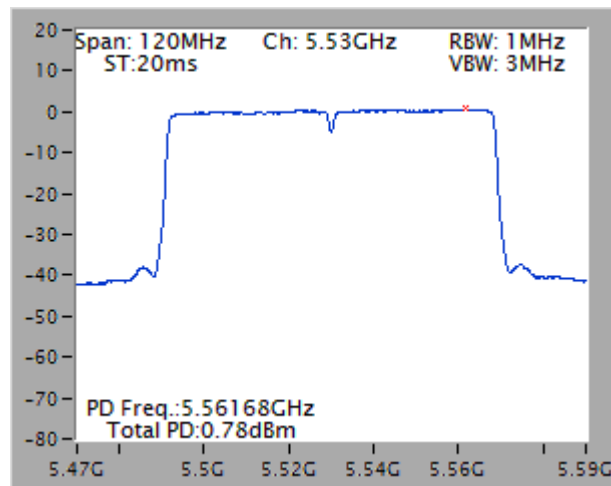


Power Density Plot on Chain 7 + Chain 8 / 5690 MHz (UNII 3)

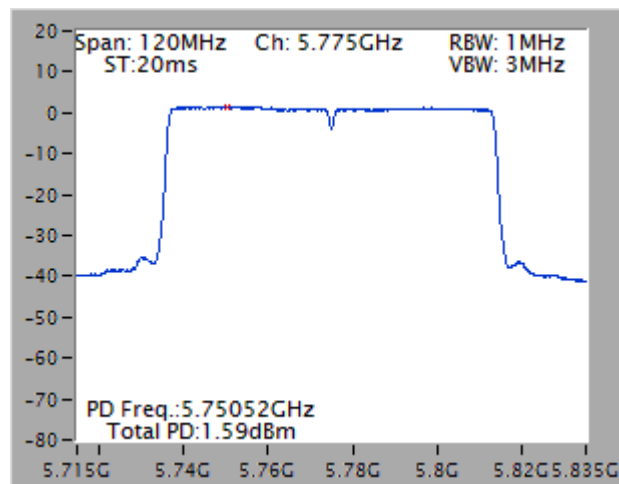


Type 9

Power Density Plot on Chain 5 + Chain 6 / 5530 MHz

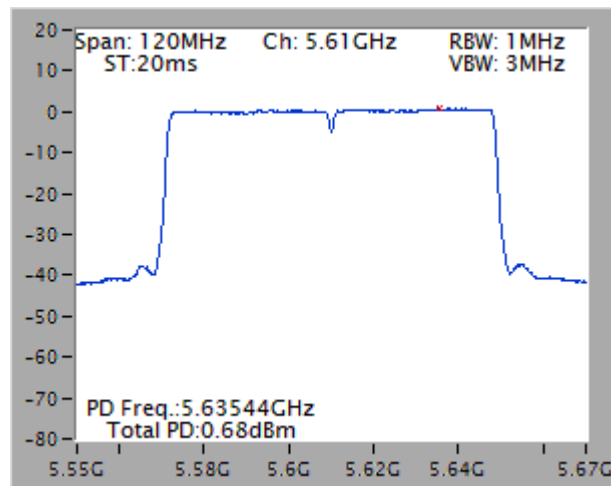


Power Density Plot on Chain 7 + Chain 8 / 5775 MHz

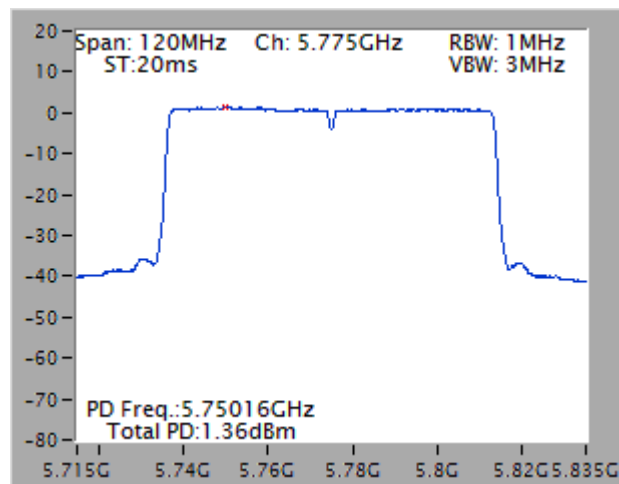


Type 10

Power Density Plot on Chain 5 + Chain 6 / 5610 MHz

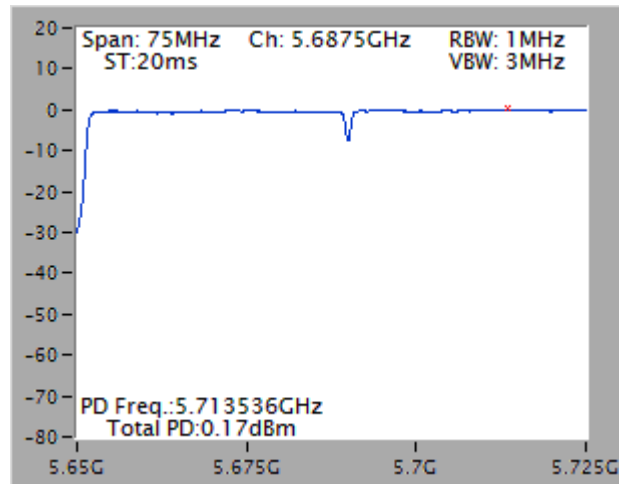


Power Density Plot on Chain 7 + Chain 8 / 5775 MHz

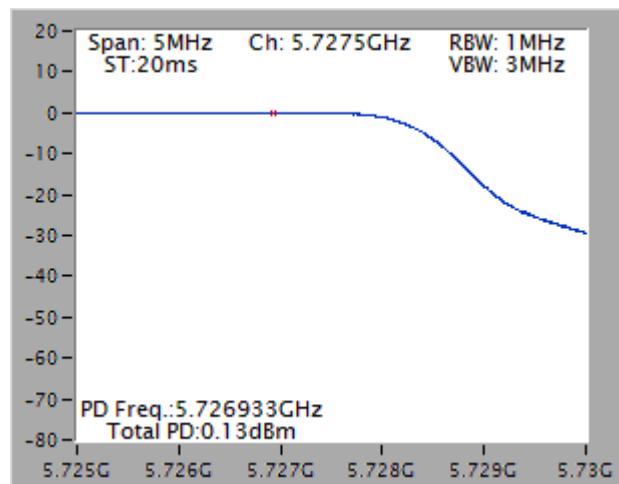


Type 11

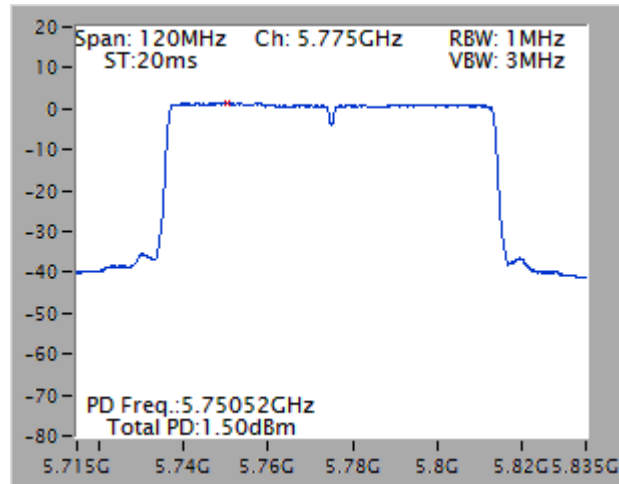
Power Density Plot on Chain 5 + Chain 6 / 5690 MHz (UNII 2C)



Power Density Plot on Chain 5 + Chain 6 / 5690 MHz (UNII 3)

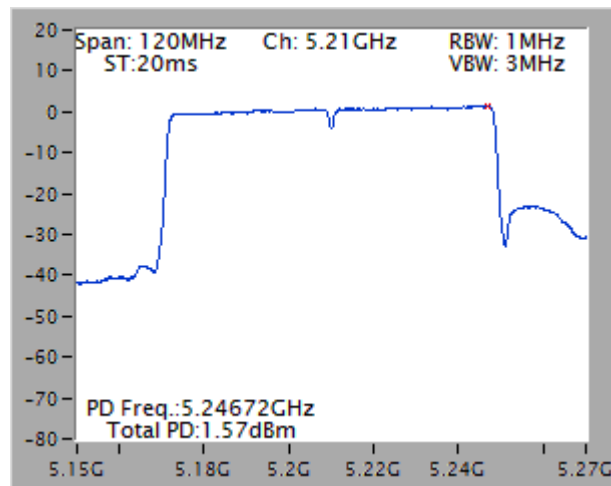


Power Density Plot on Chain 7 + Chain 8 / 5775 MHz

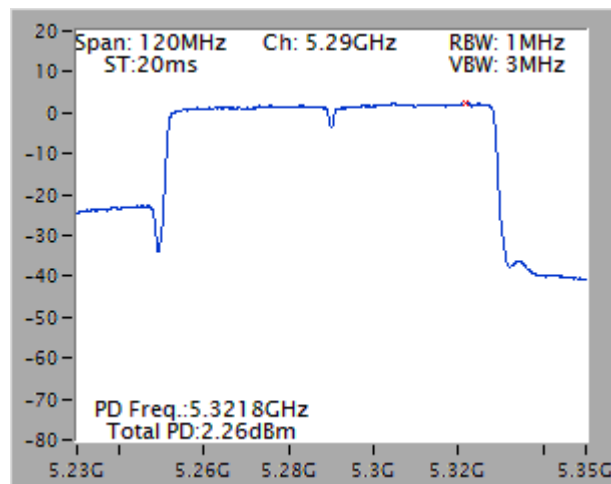


Type 12

Power Density Plot on Chain 5 + Chain 6 / 5210 MHz

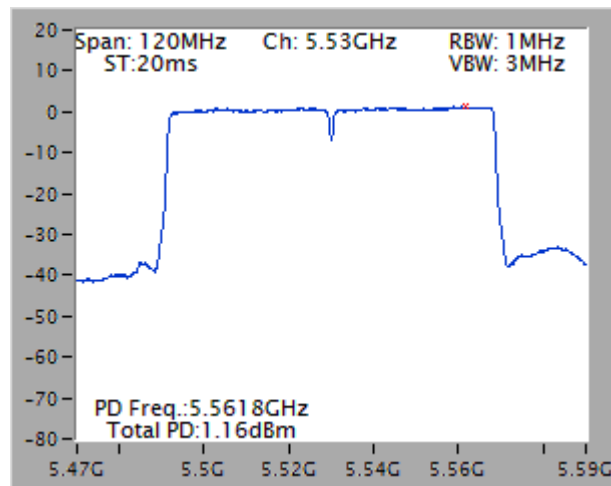


Power Density Plot on Chain 7 + Chain 8 / 5290 MHz

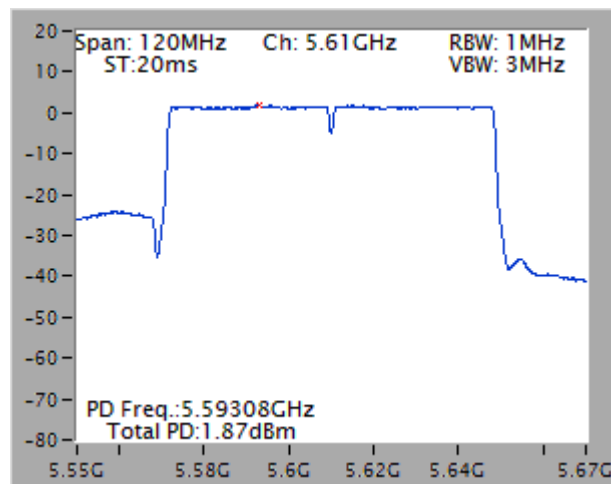


Type 13

Power Density Plot on Chain 5 + Chain 6 / 5530 MHz

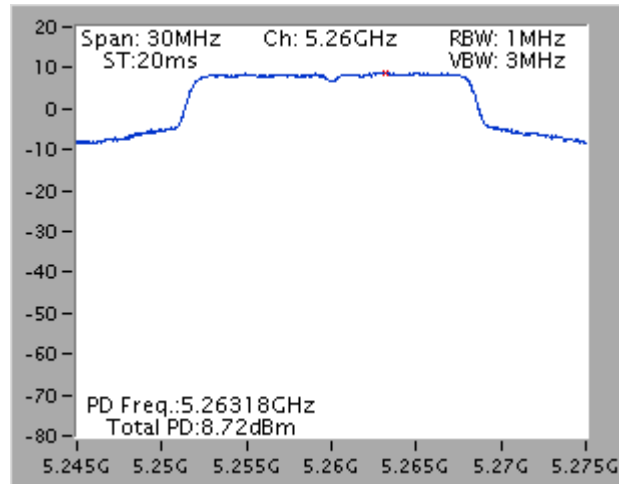


Power Density Plot on Chain 7 + Chain 8 / 5610 MHz

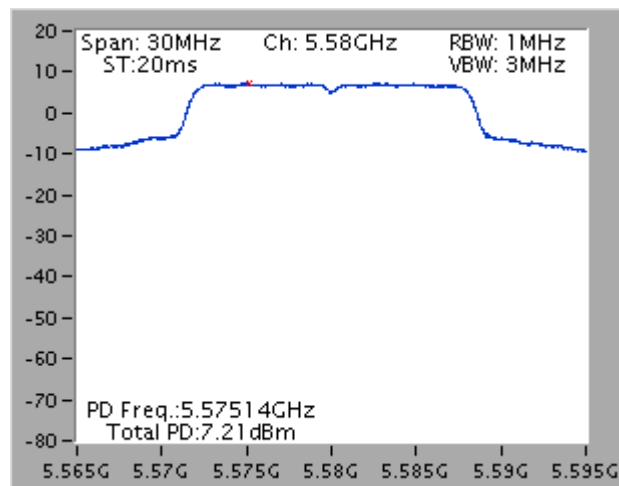


<Radio 3 Mode>

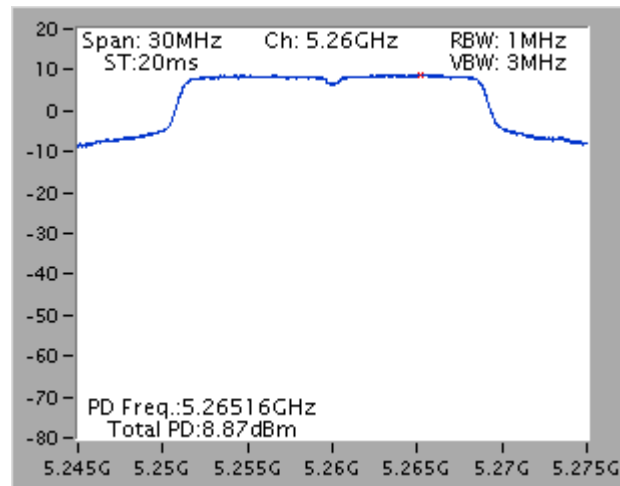
Power Density Plot on Configuration IEEE 802.11a / Chain 9 / 5260 MHz



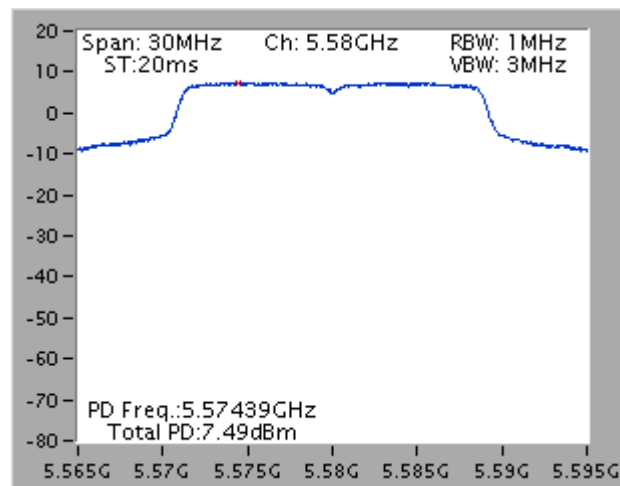
Power Density Plot on Configuration IEEE 802.11a / Chain 9 / 5580 MHz



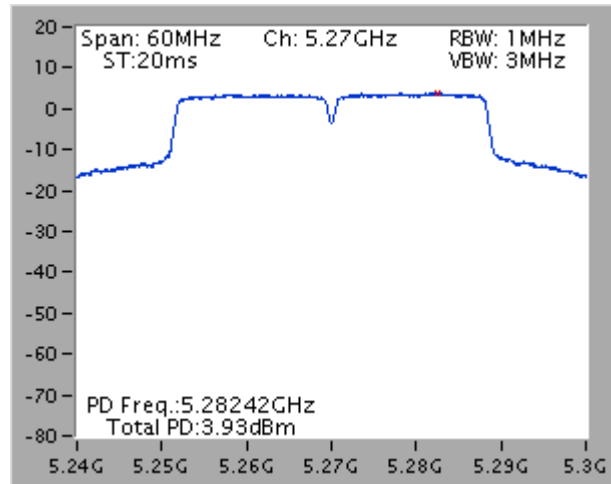
Power Density Plot on Configuration IEEE 802.11ac MCS0/Nss1 VHT20 / Chain 9 / 5260 MHz



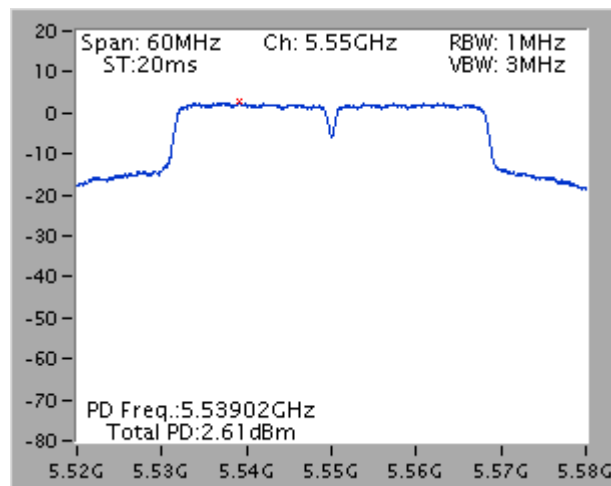
Power Density Plot on Configuration IEEE 802.11ac MCS0/Nss1 VHT20 / Chain 9 / 5580 MHz



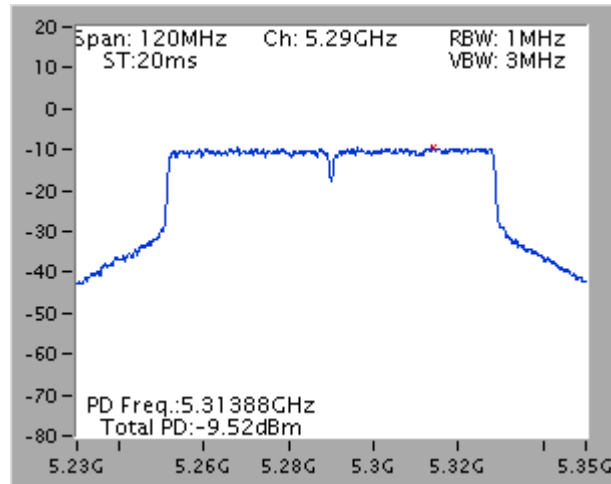
Power Density Plot on Configuration IEEE 802.11ac MCS0/Nss1 VHT40 / Chain 9 / 5270 MHz



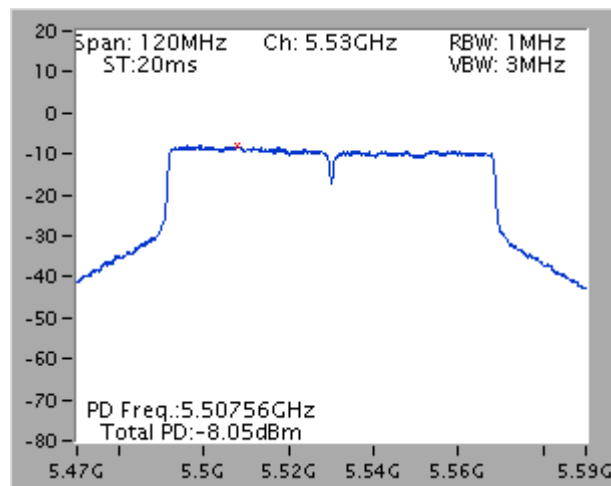
Power Density Plot on Configuration IEEE 802.11ac MCS0/Nss1 VHT40 / Chain 9 / 5550 MHz



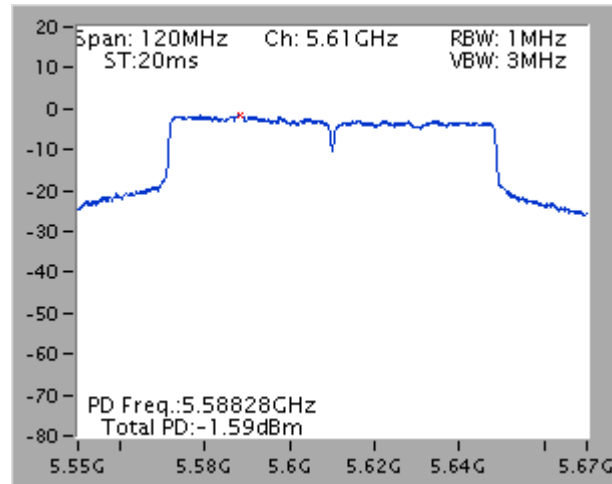
Power Density Plot on Configuration IEEE 802.11ac MCS0/Nss1 VHT80 / Chain 9 / 5290 MHz



Power Density Plot on Configuration IEEE 802.11ac MCS0/Nss1 VHT80 / Chain 9 / 5530 MHz

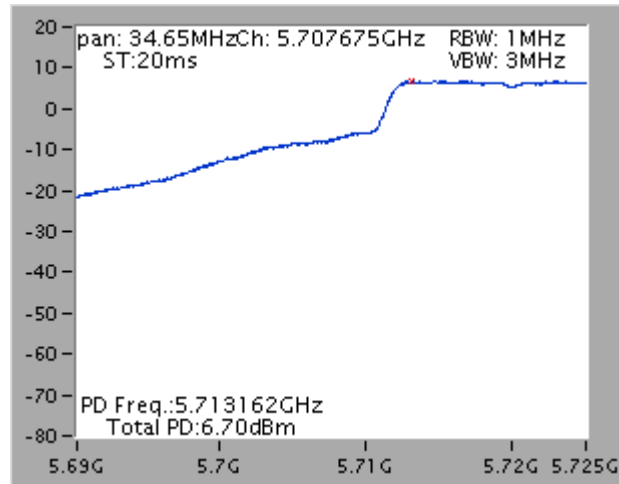


Power Density Plot on Configuration IEEE 802.11ac MCS0/Nss1 VHT80 / Chain 9 / 5610 MHz

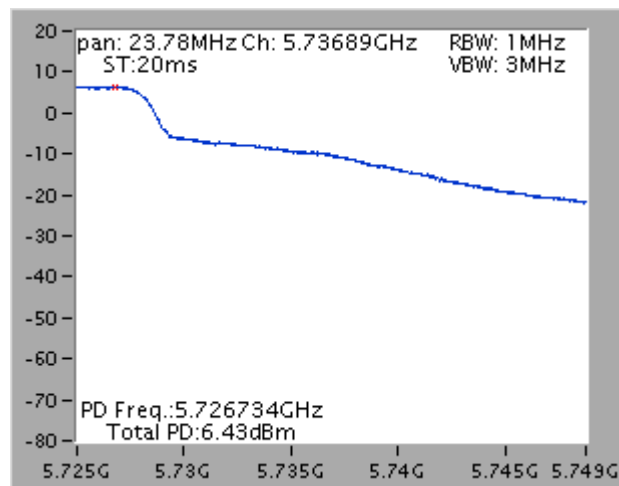


Straddle Channel

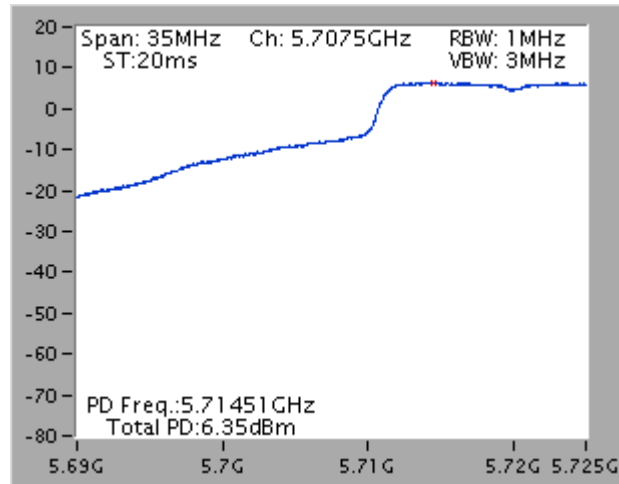
Power Density Plot on Configuration IEEE 802.11a / Chain 9 / 5720 MHz (UNII 2C)



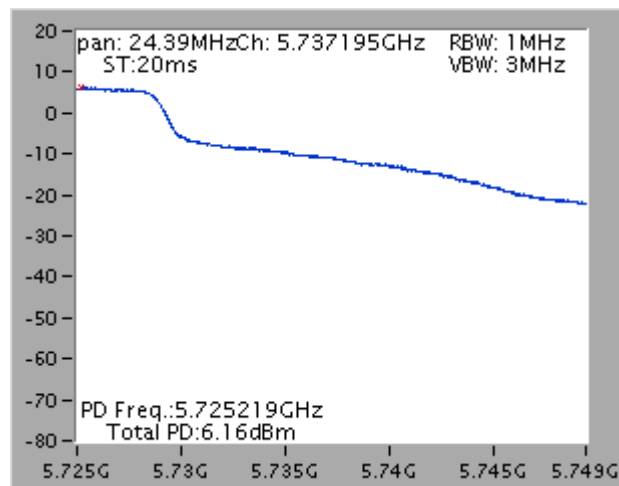
Power Density Plot on Configuration IEEE 802.11a / Chain 9 / 5720 MHz (UNII 3)



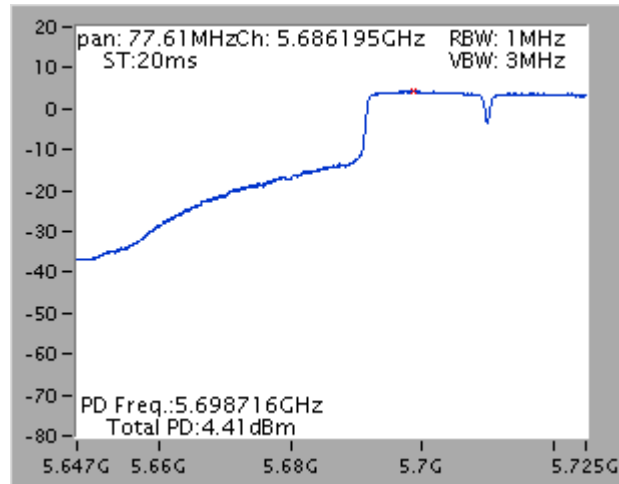
Power Density Plot on Configuration IEEE 802.11ac MCS0/Nss1 VHT20 / Chain 9 / 5720 MHz (UNII 2C)



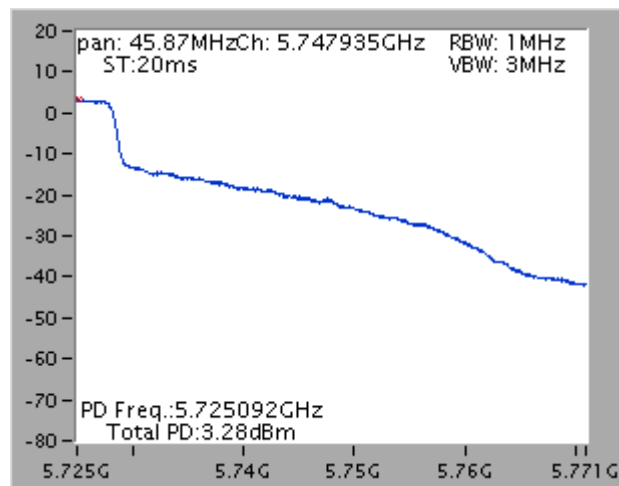
Power Density Plot on Configuration IEEE 802.11ac MCS0/Nss1 VHT20 / Chain 9 / 5720 MHz (UNII 3)



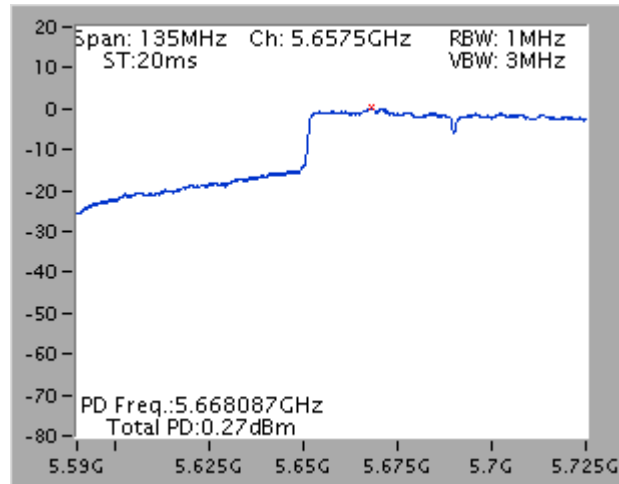
Power Density Plot on Configuration IEEE 802.11ac MCS0/Nss1 VHT40 / Chain 9 / 5710 MHz (UNII 2C)



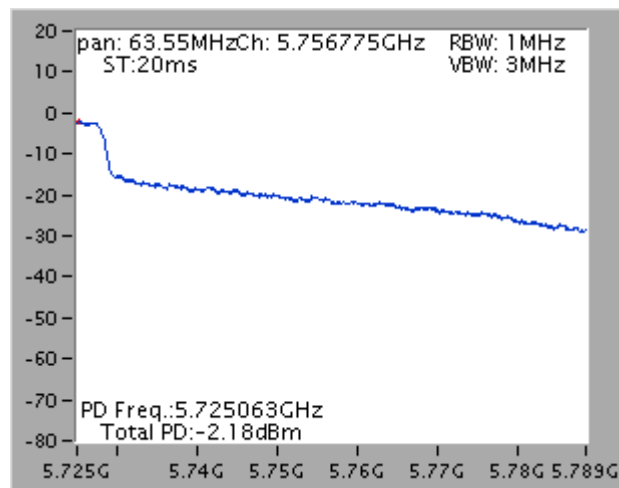
Power Density Plot on Configuration IEEE 802.11ac MCS0/Nss1 VHT40 / Chain 9 / 5710 MHz (UNII 3)



Power Density Plot on Configuration IEEE 802.11ac MCS0/Nss1 VHT80 / Chain 9 / 5690 MHz (UNII 2C)



Power Density Plot on Configuration IEEE 802.11ac MCS0/Nss1 VHT80 / Chain 9 / 5690 MHz (UNII 3)



4.5. Radiated Emissions Measurement

4.5.1. Limit

For transmitters operating in the 5.25-5.35 GHz band: all emissions outside of the 5.15-5.35 GHz band shall not exceed an e.i.r.p. of -27 dBm/MHz.

For transmitters operating in the 5.470-5.725 GHz band: all emissions outside of the 5.47-5.725 GHz band shall not exceed an e.i.r.p. of -27 dBm/MHz.

In addition, In case the emission fall within the restricted band specified on 15.205(a), then the 15.209(a) limit in the table below has to be followed.

Frequencies (MHz)	Field Strength (micovolts/meter)	Measurement Distance (meters)
0.009~0.490	2400/F(kHz)	300
0.490~1.705	24000/F(kHz)	30
1.705~30.0	30	30
30~88	100	3
88~216	150	3
216~960	200	3
Above 960	500	3

4.5.2. Measuring Instruments and Setting

Please refer to section 5 of equipments list in this report. The following table is the setting of spectrum analyzer and receiver.

Spectrum Parameter	Setting
Attenuation	Auto
Start Frequency	1000 MHz
Stop Frequency	40 GHz
RBW / VBW (Emission in restricted band)	1 MHz / 3MHz for Peak, 1 MHz / 1/T for Average
RBW / VBW (Emission in non-restricted band)	1 MHz / 3MHz for peak

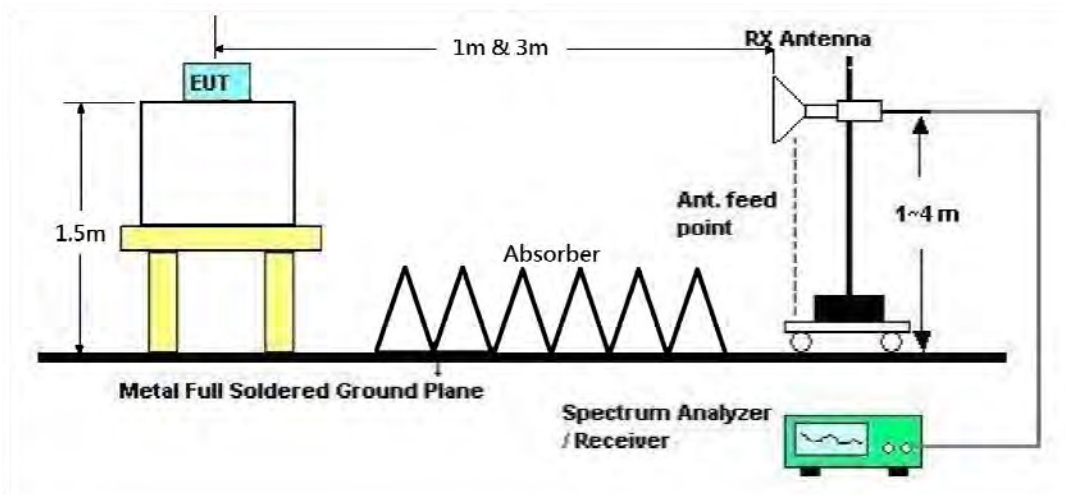
Receiver Parameter	Setting
Attenuation	Auto
Start ~ Stop Frequency	9kHz~150kHz / RBW 200Hz for QP
Start ~ Stop Frequency	150kHz~30MHz / RBW 9kHz for QP
Start ~ Stop Frequency	30MHz~1000MHz / RBW 120kHz for QP

4.5.3. Test Procedures

1. Configure the EUT according to ANSI C63.10. The EUT was placed on the top of the turntable 1.5 meter above ground. The phase center of the receiving antenna mounted on the top of a height-variable antenna tower was placed 1m & 3m far away from the turntable.
2. Power on the EUT and all the supporting units. The turntable was rotated by 360 degrees to determine the position of the highest radiation.
3. The height of the broadband receiving antenna was varied between one meter and four meters above ground to find the maximum emissions field strength of both horizontal and vertical polarization.
4. For each suspected emissions, the antenna tower was scan (from 1 M to 4 M) and then the turntable was rotated (from 0 degree to 360 degrees) to find the maximum reading.
5. Set the test-receiver system to Peak or CISPR quasi-peak Detect Function with specified bandwidth under Maximum Hold Mode.
6. For emissions above 1GHz, use 1MHz VBW and 3MHz RBW for peak reading. Then 1MHz RBW and 1/T VBW for average reading in spectrum analyzer.
7. If the emissions level of the EUT in peak mode was 3 dB lower than the average limit specified, then testing will be stopped and peak values of EUT will be reported, otherwise, the emissions which do not have 3 dB margin will be repeated one by one using the quasi-peak method for below 1GHz.
8. For testing above 1GHz, the emissions level of the EUT in peak mode was lower than average limit (that means the emissions level in peak mode also complies with the limit in average mode), then testing will be stopped and peak values of EUT will be reported, otherwise, the emissions will be measured in average mode again and reported.
9. In case the emission is lower than 30MHz, loop antenna has to be used for measurement and the recorded data should be QP measured by receiver. High – Low scan is not required in this case.

4.5.4. Test Setup Layout

For Radiated Emissions: Above 1GHz



4.5.5. Test Deviation

There is no deviation with the original standard.

4.5.6. EUT Operation during Test

<For Non-beamforming mode>

The EUT was programmed to be in continuously transmitting mode.

<For Beamforming mode>

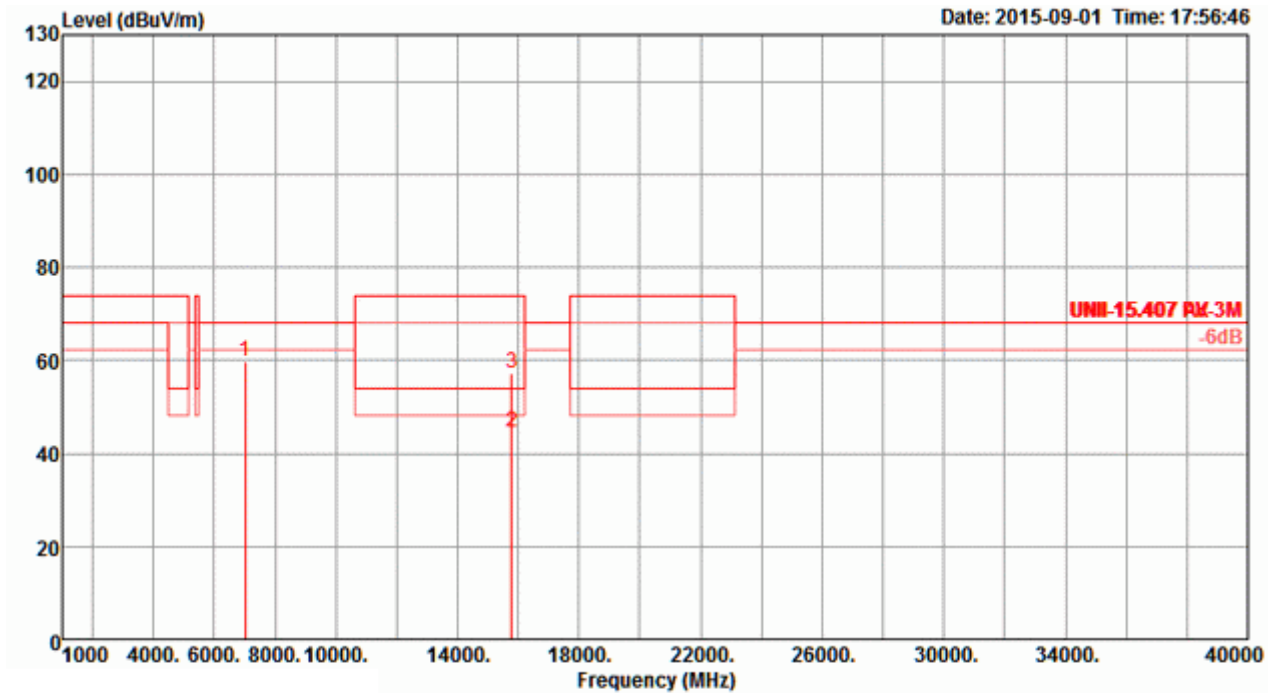
The EUT was programmed to be in beamforming transmitting mode.

4.5.7. Results for Radiated Emissions (1GHz~40GHz)

<For Radio 2 Non-beamforming Mode>

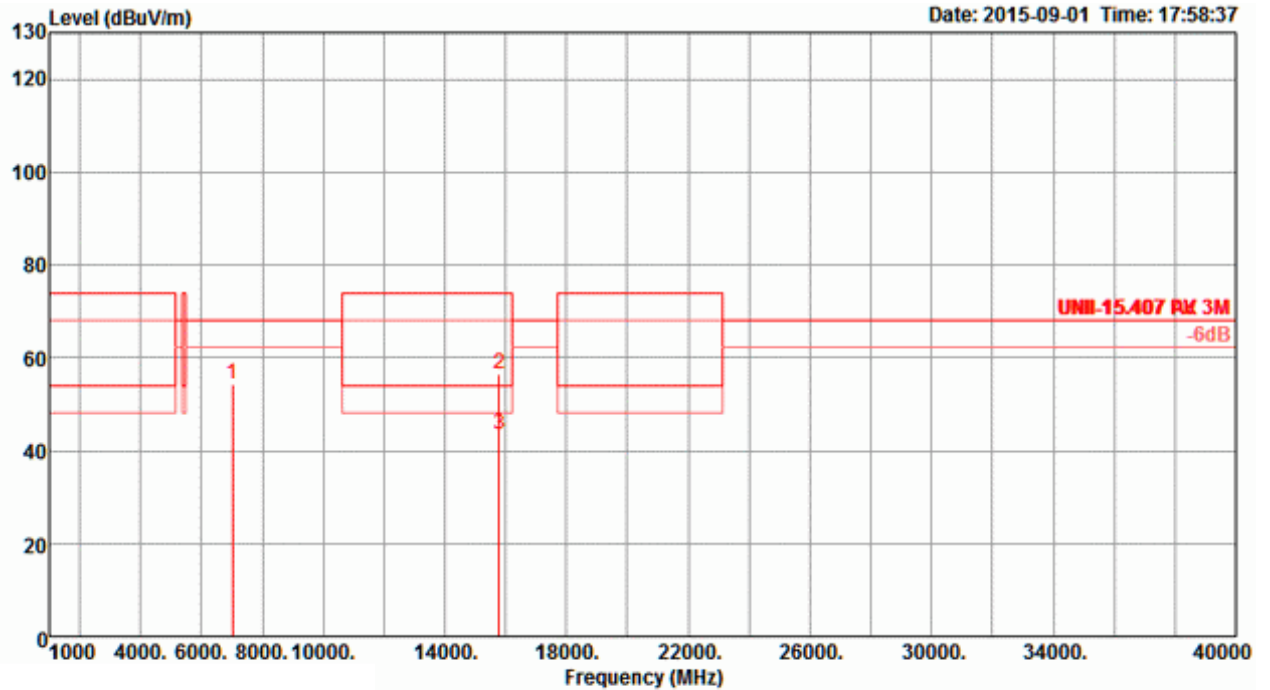
Temperature	26°C	Humidity	57%
Test Engineer	Roki Liu	Configurations	IEEE 802.11a CH 52 / Chain 5 + Chain 6 + Chain 7 + Chain 8

Horizontal



	Freq	Level	Limit	Over	Read	CableAntenna	Preamp	T/Pos	A/Pos	Remark	Pol/Phase
	MHz	dBuV/m	dBuV/m	dB	dBuV	dB	dB/m	deg	cm		
1	7013.31	59.80	68.20	-8.40	52.67	5.02	36.82	34.71	304	176 Peak	HORIZONTAL
2	15781.12	44.39	54.00	-9.61	32.99	7.64	38.60	34.84	160	134 Average	HORIZONTAL
3	15782.84	57.17	74.00	-16.83	45.74	7.64	38.63	34.84	160	134 Peak	HORIZONTAL

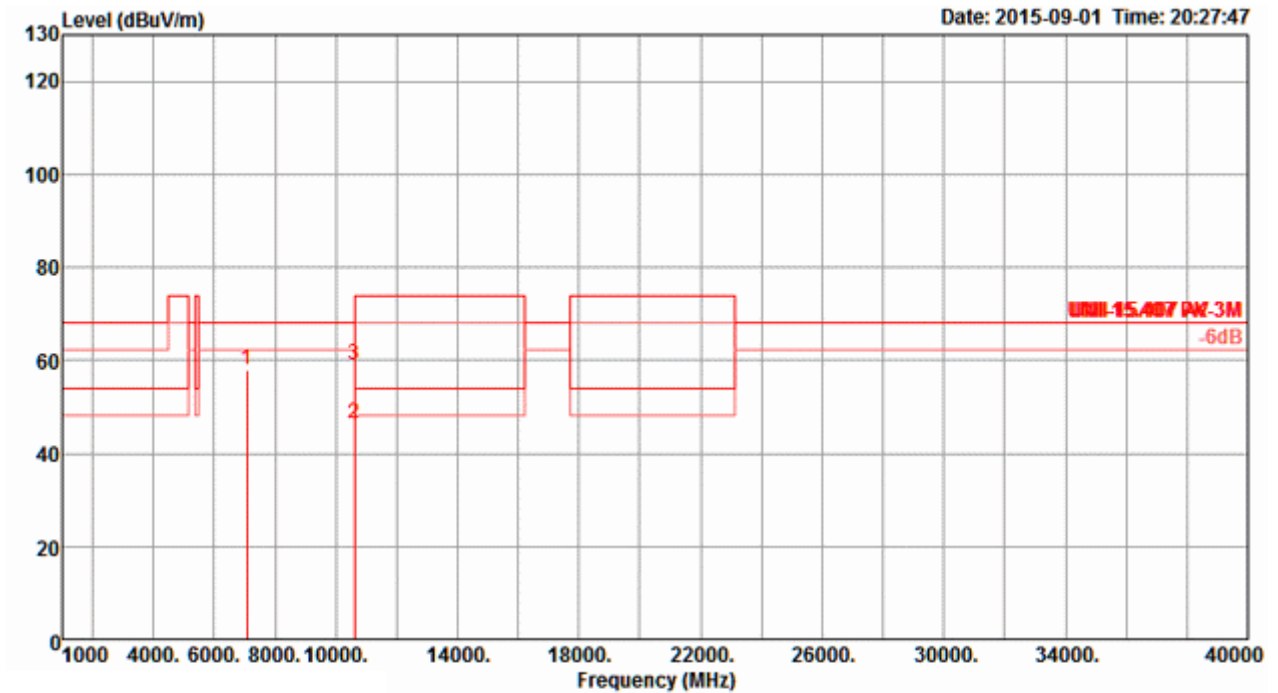
Vertical



	Freq	Level	Limit	Over	Read	Cable	Antenna	Preamp	T/Pos	A/Pos	Remark	Pol/Phase
	MHz	dBuV/m	dBuV/m	dB	dBuV	dB	dB/m	dB	deg	cm		
1	7013.24	54.41	68.20	-13.79	47.28	5.02	36.82	34.71	322	152	Peak	VERTICAL
2	15781.08	56.51	74.00	-17.49	45.11	7.64	38.60	34.84	148	181	Peak	VERTICAL
3	15782.24	43.54	54.00	-10.46	32.11	7.64	38.63	34.84	148	181	Average	VERTICAL

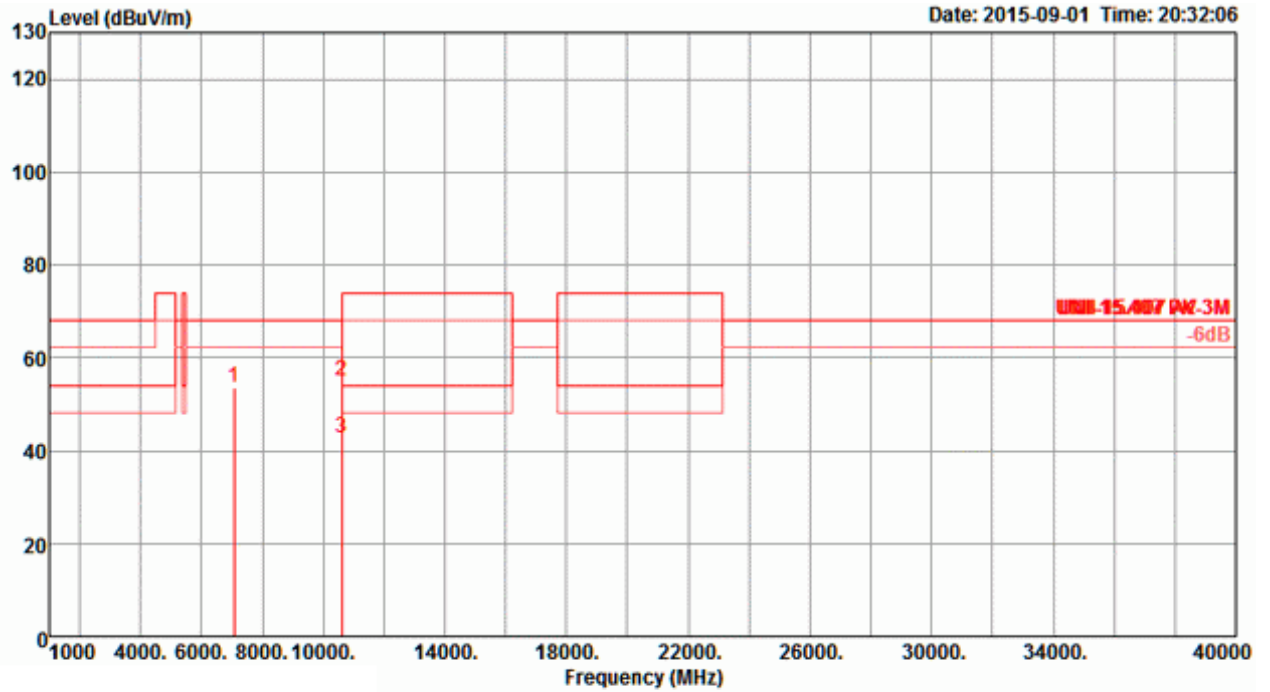
Temperature	26°C	Humidity	57%
Test Engineer	Roki Liu	Configurations	IEEE 802.11a CH 60 / Chain 5 + Chain 6 + Chain 7 + Chain 8

Horizontal



	Freq	Level	Limit	Over	Read	CableAntenna	Preamp	T/Pos	A/Pos	Remark	Pol/Phase
	MHz	dBuV/m	dBuV/m	dB	dBuV	dB	dB/m	dB	deg	cm	
1	7066.61	57.96	68.20	-10.24	50.75	5.03	36.90	34.72	303	173 Peak	HORIZONTAL
2	10606.10	46.45	54.00	-7.55	36.39	6.21	38.78	34.93	4	161 Average	HORIZONTAL
3	10606.50	59.06	74.00	-14.94	49.00	6.21	38.78	34.93	4	161 Peak	HORIZONTAL

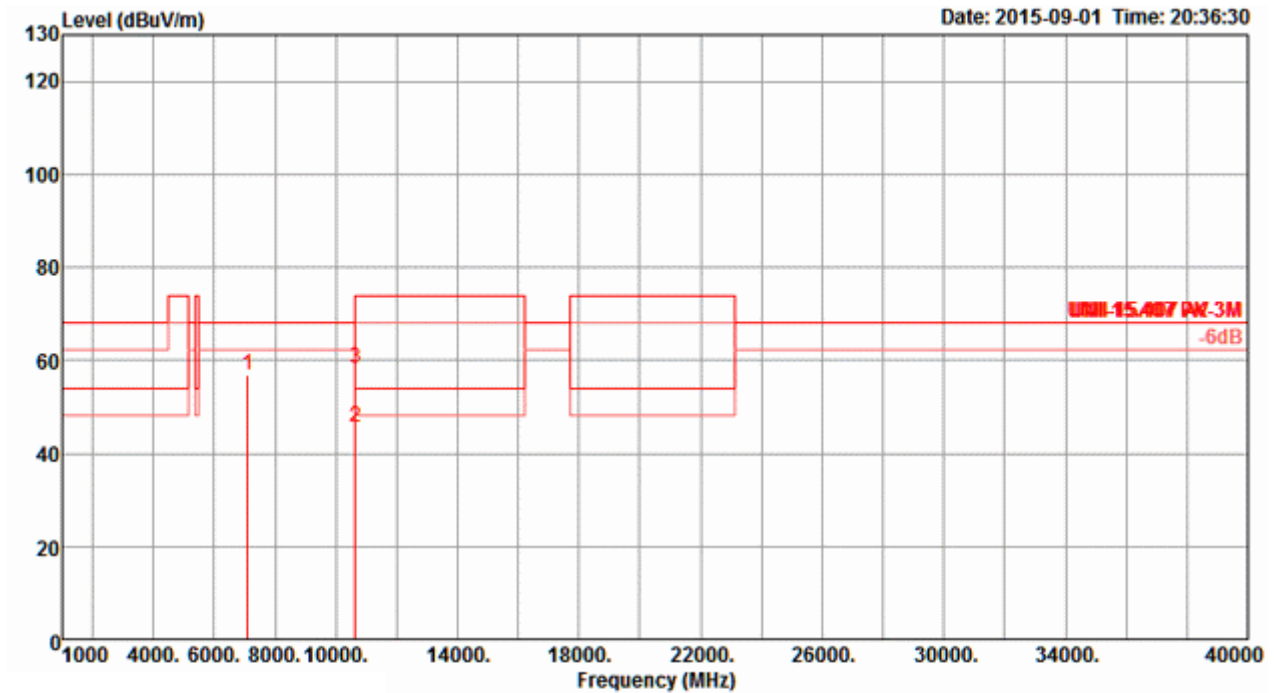
Vertical



	Freq	Level	Limit	Over	Read	CableAntenna	Preamp	T/Pos	A/Pos	Remark	Pol/Phase
	MHz	dBuV/m	dBuV/m	dB	dBuV	dB	dB/m	dB	deg	cm	
1	7066.66	53.69	68.20	-14.51	46.48	5.03	36.90	34.72	321	155 Peak	VERTICAL
2	10605.60	55.14	74.00	-18.86	45.08	6.21	38.78	34.93	282	170 Peak	VERTICAL
3	10606.10	42.63	54.00	-11.37	32.57	6.21	38.78	34.93	282	170 Average	VERTICAL

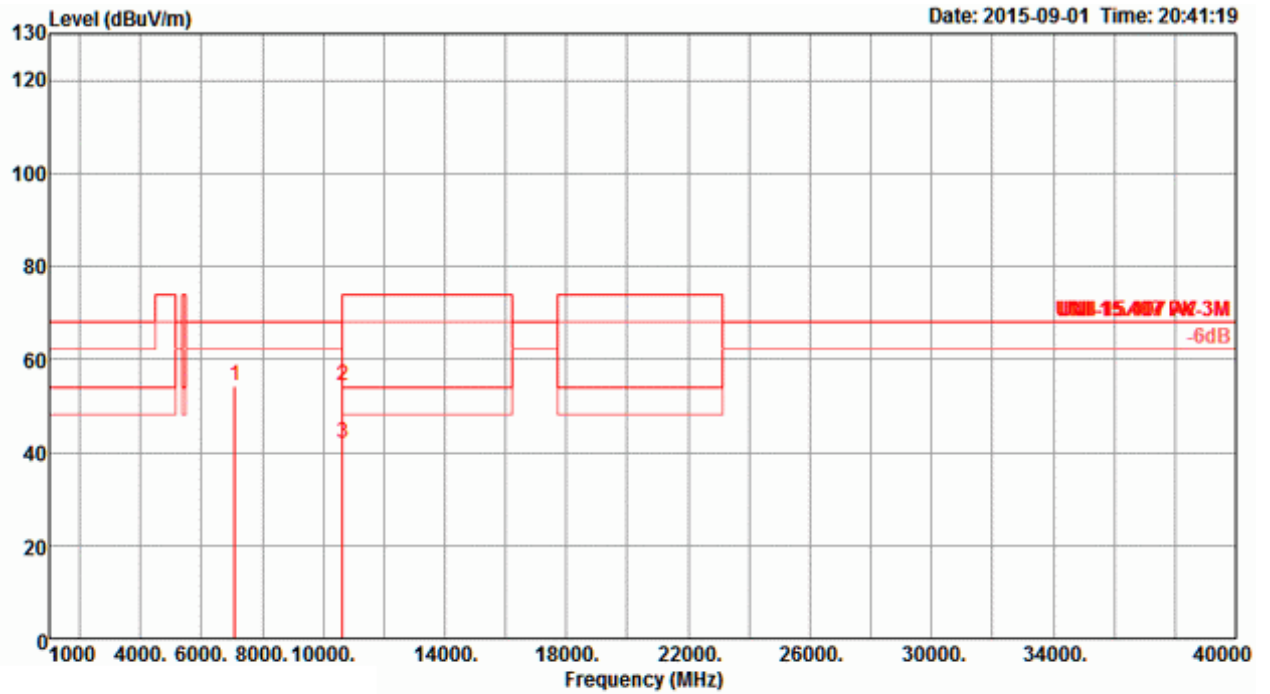
Temperature	26°C	Humidity	57%
Test Engineer	Roki Liu	Configurations	IEEE 802.11a CH 64 / Chain 5 + Chain 6 + Chain 7 + Chain 8

Horizontal



	Freq	Level	Limit	Over	Read	CableAntenna	Preamp	T/Pos	A/Pos	Remark	Pol/Phase
	MHz	dBuV/m	dBuV/m	dB	dBuV	dB	dB/m	dB	deg	cm	
1	7093.38	56.72	68.20	-11.48	49.49	5.04	36.92	34.73	53	157 Peak	HORIZONTAL
2	10645.90	45.76	54.00	-8.24	35.67	6.23	38.77	34.91	4	153 Average	HORIZONTAL
3	10647.30	58.43	74.00	-15.57	48.34	6.23	38.77	34.91	4	153 Peak	HORIZONTAL

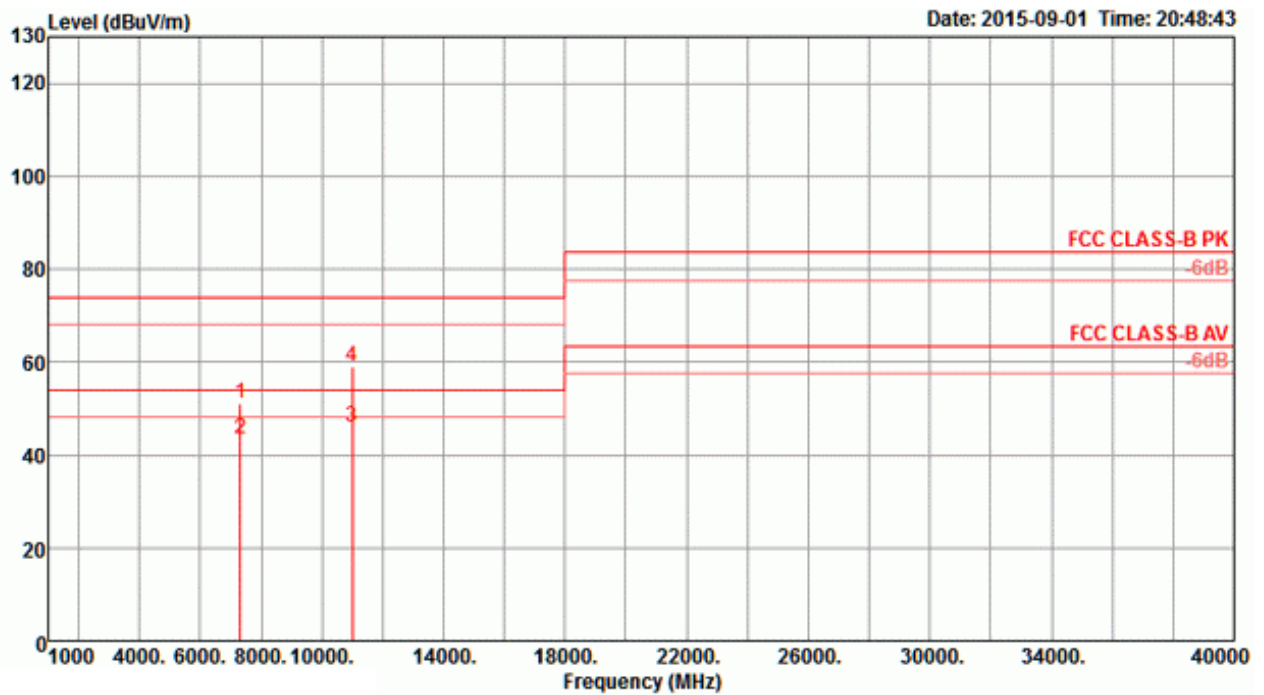
Vertical



	Freq	Level	Limit	Over	Read	CableAntenna	Preamp	T/Pos	A/Pos	Remark	Pol/Phase
	MHz	dBuV/m	dBuV/m	dB	dBuV	dB	dB/m	dB	deg	cm	
1	7093.35	54.17	68.20	-14.03	46.94	5.04	36.92	34.73	323	165 Peak	VERTICAL
2	10645.40	54.26	74.00	-19.74	44.17	6.23	38.77	34.91	286	158 Peak	VERTICAL
3	10646.20	42.08	54.00	-11.92	31.99	6.23	38.77	34.91	286	158 Average	VERTICAL

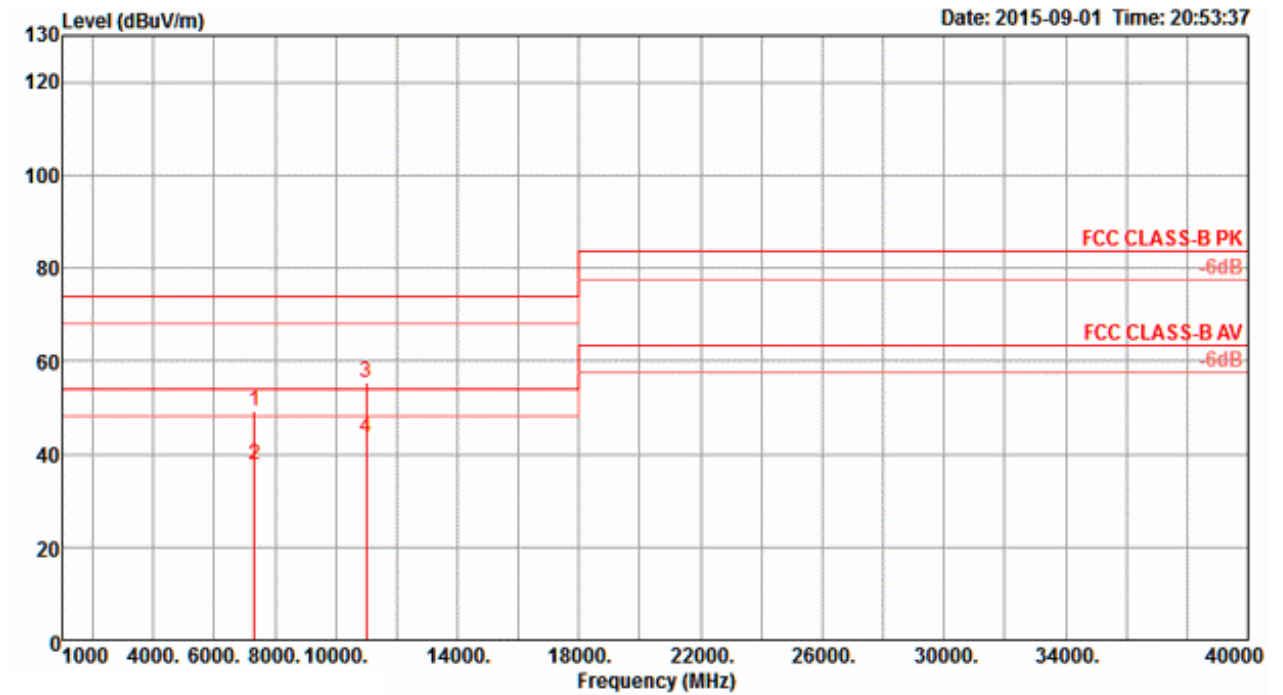
Temperature	26°C	Humidity	57%
Test Engineer	Roki Liu	Configurations	IEEE 802.11a CH 100 / Chain 5 + Chain 6 + Chain 7 + Chain 8

Horizontal



	Freq	Level	Limit	Over	Read	CableAntenna	Preamp	T/Pos	A/Pos	Remark	Pol/Phase
	MHz	dBuV/m	dBuV/m	dB	dBuV	dB	dB/m	dB	deg	cm	
1	7333.25	50.96	74.00	-23.04	43.34	5.10	37.28	34.76	52	161 Peak	HORIZONTAL
2	7333.36	43.42	54.00	-10.58	35.80	5.10	37.28	34.76	52	161 Average	HORIZONTAL
3	11000.20	45.81	54.00	-8.19	35.37	6.40	38.70	34.66	75	152 Average	HORIZONTAL
4	11000.80	59.18	74.00	-14.82	48.74	6.40	38.70	34.66	75	152 Peak	HORIZONTAL

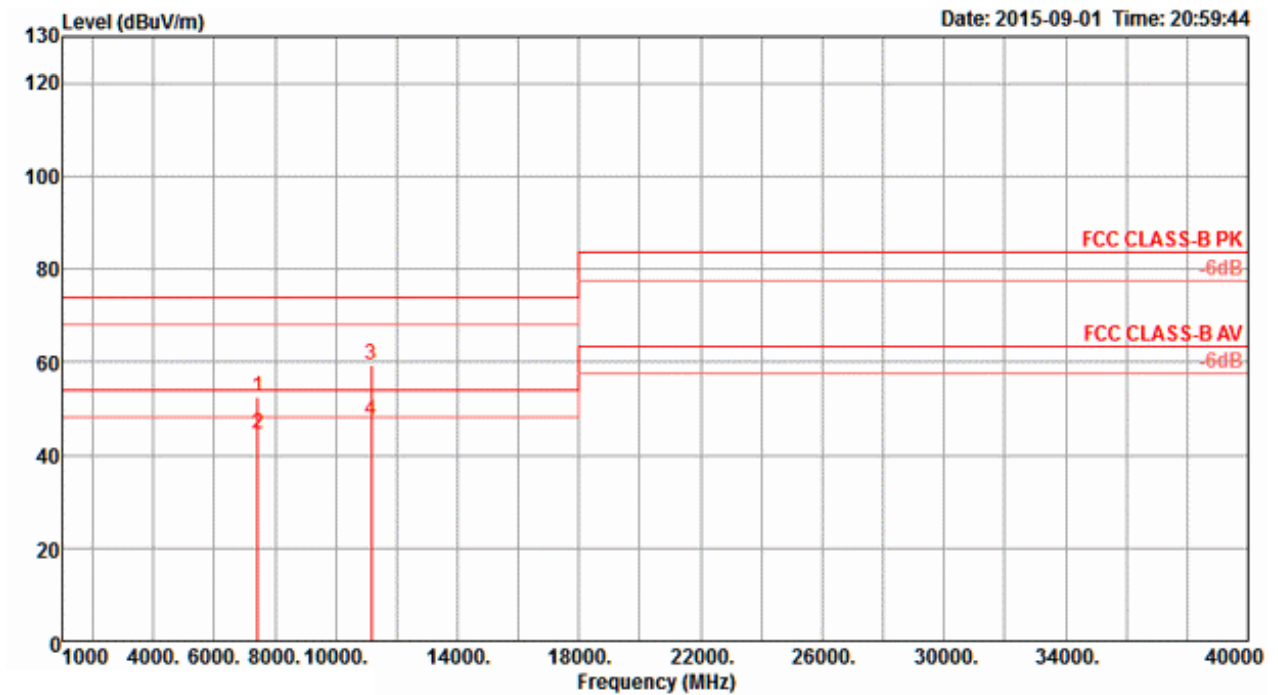
Vertical



	Freq	Level	Limit	Over	Read	Cable	Antenna	Preamp	T/Pos	A/Pos	Remark	Pol/Phase
	MHz	dBuV/m	dBuV/m	dB	dBuV	dB	dB/m	dB	deg	cm		
1	7333.33	49.21	74.00	-24.79	41.59	5.10	37.28	34.76	356	156	Peak	VERTICAL
2	7333.36	37.83	54.00	-16.17	30.21	5.10	37.28	34.76	356	156	Average	VERTICAL
3	10992.90	55.23	74.00	-18.77	44.79	6.40	38.70	34.66	17	148	Peak	VERTICAL
4	11000.10	43.49	54.00	-10.51	33.05	6.40	38.70	34.66	17	148	Average	VERTICAL

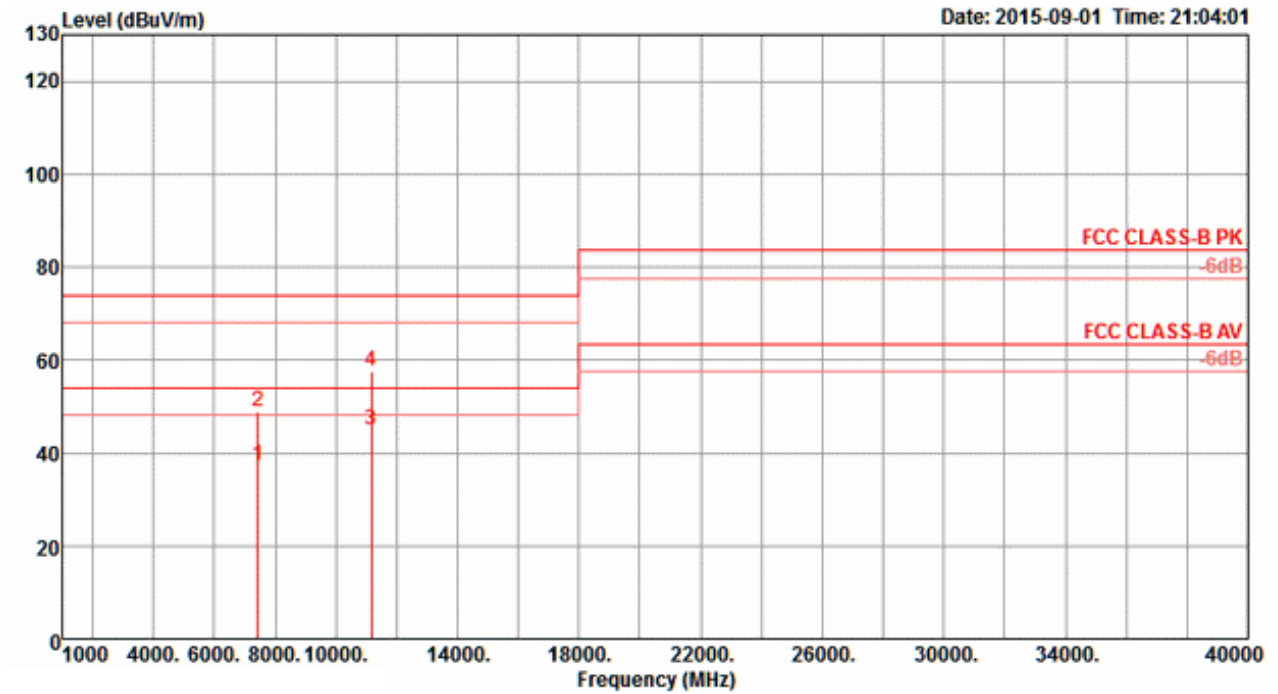
Temperature	26°C	Humidity	57%
Test Engineer	Roki Liu	Configurations	IEEE 802.11a CH 116 / Chain 5 + Chain 6 + Chain 7 + Chain 8

Horizontal



	Freq	Level	Limit	Over	Read	CableAntenna	Preamp	T/Pos	A/Pos	Remark	Pol/Phase
	MHz	dBuV/m	dBuV/m	dB	dBuV	dB	dB/m	deg	cm		
1	7439.77	52.57	74.00	-21.43	44.79	5.13	37.43	34.78	279	147 Peak	HORIZONTAL
2	7440.02	44.42	54.00	-9.58	36.64	5.13	37.43	34.78	279	147 Average	HORIZONTAL
3	11158.20	59.35	74.00	-14.65	48.86	6.44	38.70	34.65	70	169 Peak	HORIZONTAL
4	11159.90	47.56	54.00	-6.44	37.07	6.44	38.70	34.65	70	169 Average	HORIZONTAL

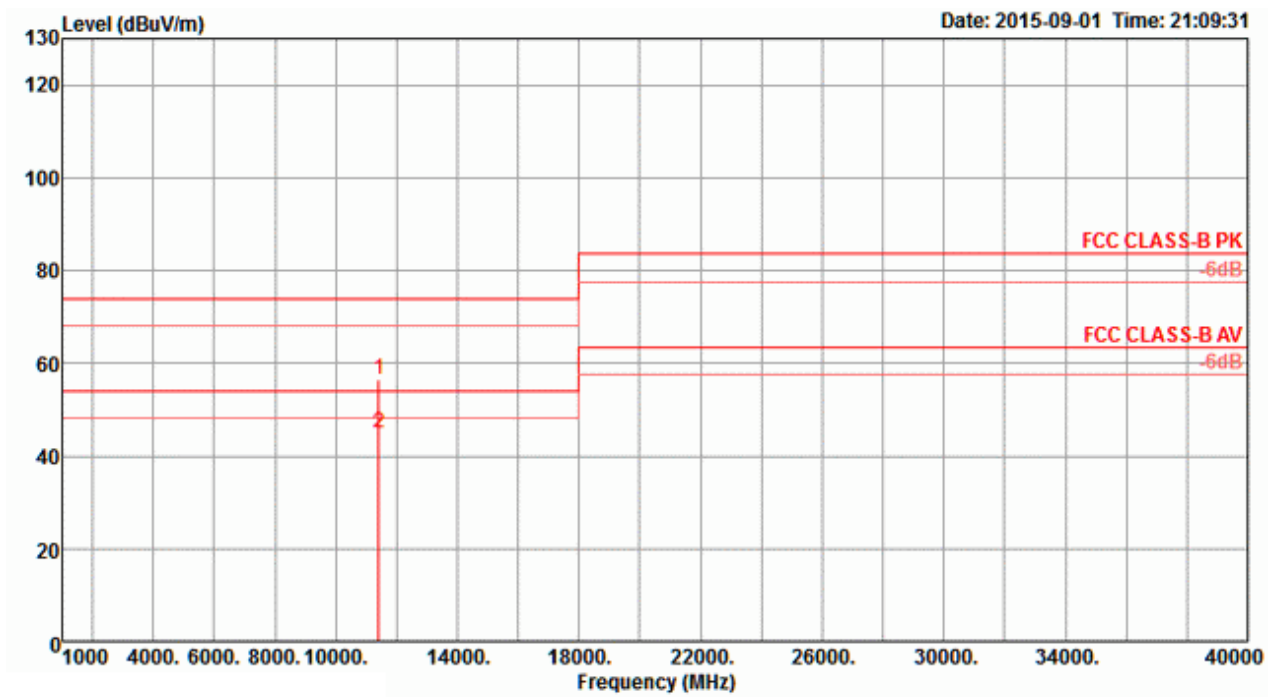
Vertical



	Freq	Level	Limit	Over	Read	CableAntenna	Preamp	T/Pos	A/Pos	Remark	Pol/Phase
	MHz	dBuV/m	dBuV/m	dB	dBuV	dB	dB/m	dB	deg	cm	
1	7440.00	37.28	54.00	-16.72	29.50	5.13	37.43	34.78	177	148 Average	VERTICAL
2	7440.78	48.74	74.00	-25.26	40.96	5.13	37.43	34.78	177	148 Peak	VERTICAL
3	11157.70	44.86	54.00	-9.14	34.37	6.44	38.70	34.65	341	159 Average	VERTICAL
4	11158.10	57.75	74.00	-16.25	47.26	6.44	38.70	34.65	341	159 Peak	VERTICAL

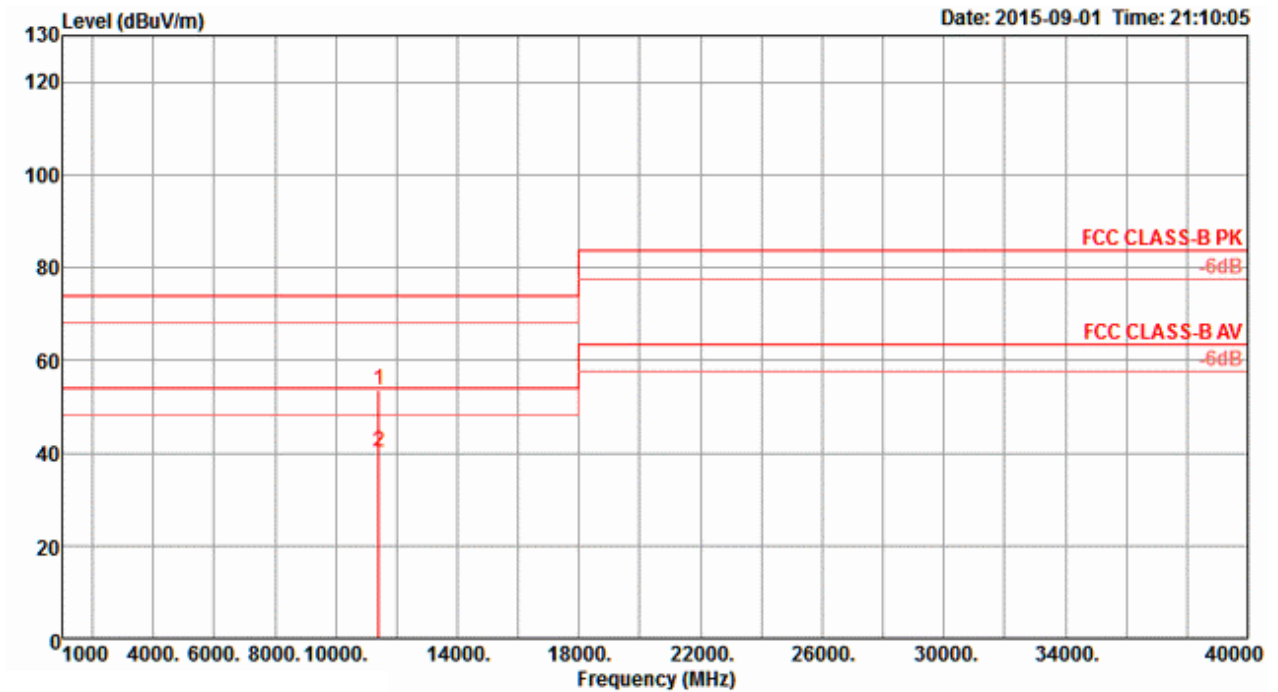
Temperature	26°C	Humidity	57%
Test Engineer	Roki Liu	Configurations	IEEE 802.11a CH 140 / Chain 5 + Chain 6 + Chain 7 + Chain 8

Horizontal



	Freq	Level	Limit	Over	Read	CableAntenna	Preamp	T/Pos	A/Pos	Remark	Pol/Phase
	MHz	dBuV/m	dBuV/m	dB	dBuV	dB	dB/m	deg	cm		
1	11402.00	56.44	74.00	-17.56	45.86	6.51	38.70	34.63	330	159 Peak	HORIZONTAL
2	11402.00	44.75	54.00	-9.25	34.17	6.51	38.70	34.63	330	159 Average	HORIZONTAL

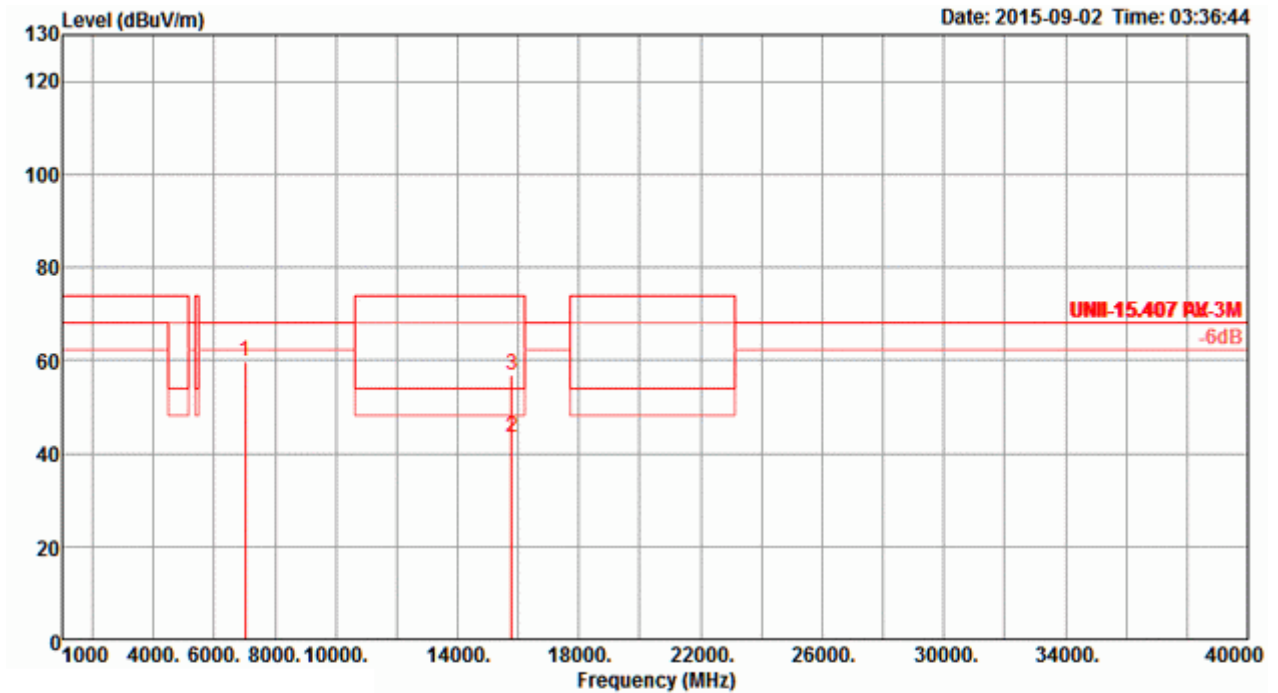
Vertical



	Freq	Level	Limit	Over	Read	Cable	Antenna	Preamp	T/Pos	A/Pos	Remark	Pol/Phase
	MHz	dBuV/m	dBuV/m	dB	dBuV	dB	dB/m	dB	deg	cm		
1	11402.00	53.47	74.00	-20.53	42.89	6.51	38.70	34.63	292	187	Peak	VERTICAL
2	11403.20	40.35	54.00	-13.65	29.77	6.51	38.70	34.63	292	187	Average	VERTICAL

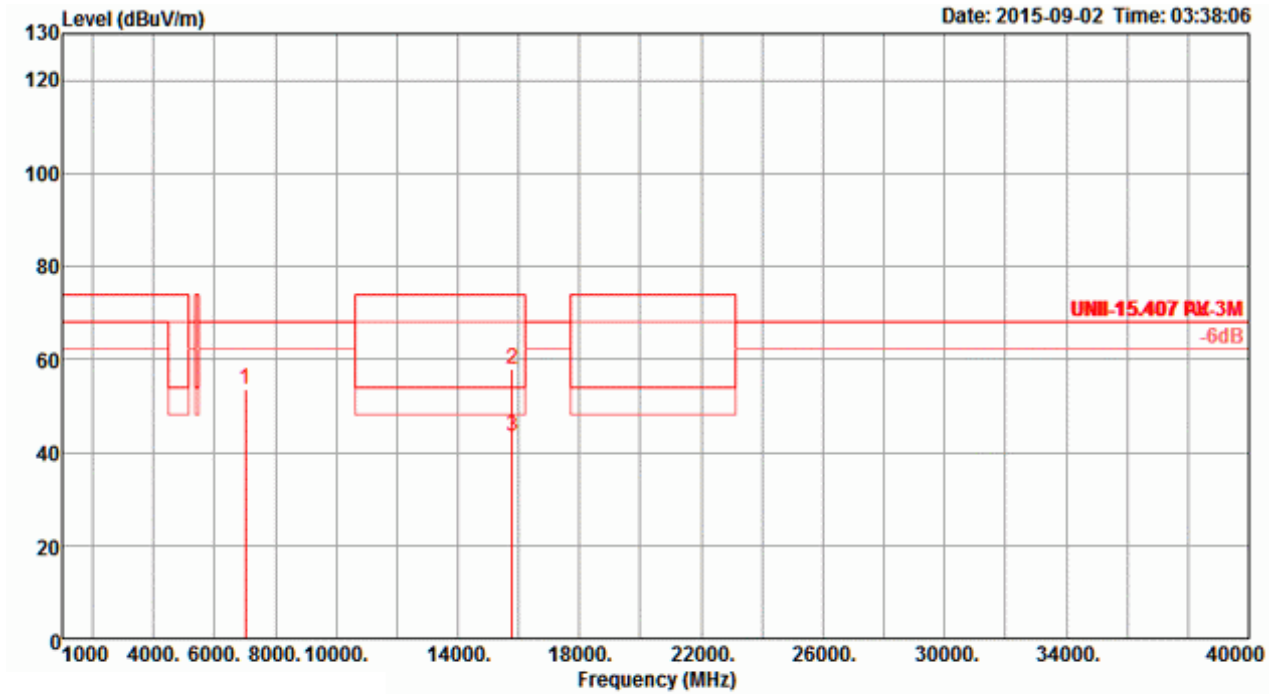
Temperature	26°C	Humidity	57%
Test Engineer	Roki Liu	Configurations	IEEE 802.11ac MCS0/Nss1 VHT20 CH 52 / Chain 5 + Chain 6 + Chain 7 + Chain 8

Horizontal



	Freq	Level	Limit	Over	Read	CableAntenna	Preamp	T/Pos	A/Pos	Remark	Pol/Phase
	MHz	dBuV/m	dBuV/m	dB	dBuV	dB	dB/m	dB	deg	cm	
1	7012.17	59.75	68.20	-8.45	52.62	5.02	36.82	34.71	178	144 Peak	HORIZONTAL
2	15779.49	43.60	54.00	-10.40	32.20	7.64	38.60	34.84	211	141 Average	HORIZONTAL
3	15780.22	56.87	74.00	-17.13	45.47	7.64	38.60	34.84	211	141 Peak	HORIZONTAL

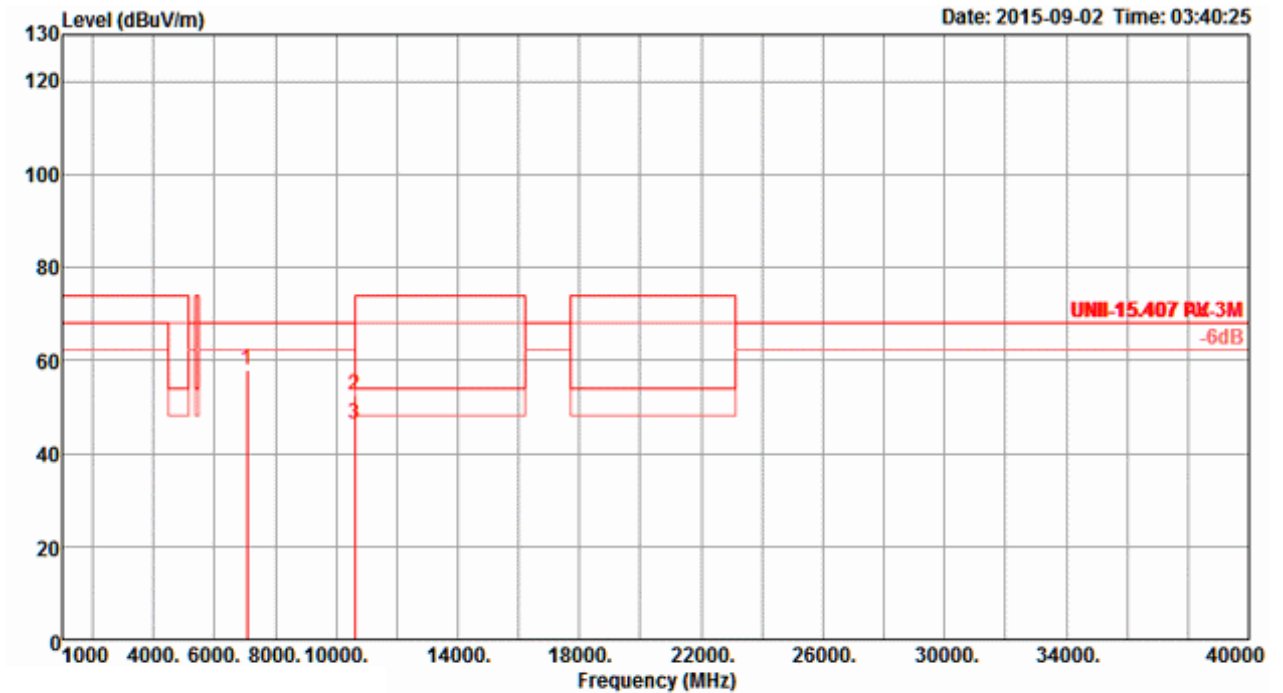
Vertical



	Freq	Level	Limit	Over	Read	CableAntenna	Preamp	T/Pos	A/Pos	Remark	Pol/Phase
	MHz	dBuV/m	dBuV/m	dB	dBuV	dB	dB/m	dB	deg	cm	
1	7011.33	53.55	68.20	-14.65	46.42	5.02	36.82	34.71	203	129 Peak	VERTICAL
2	15779.97	57.89	74.00	-16.11	46.49	7.64	38.60	34.84	186	138 Peak	VERTICAL
3	15780.04	43.41	54.00	-10.59	32.01	7.64	38.60	34.84	186	138 Average	VERTICAL

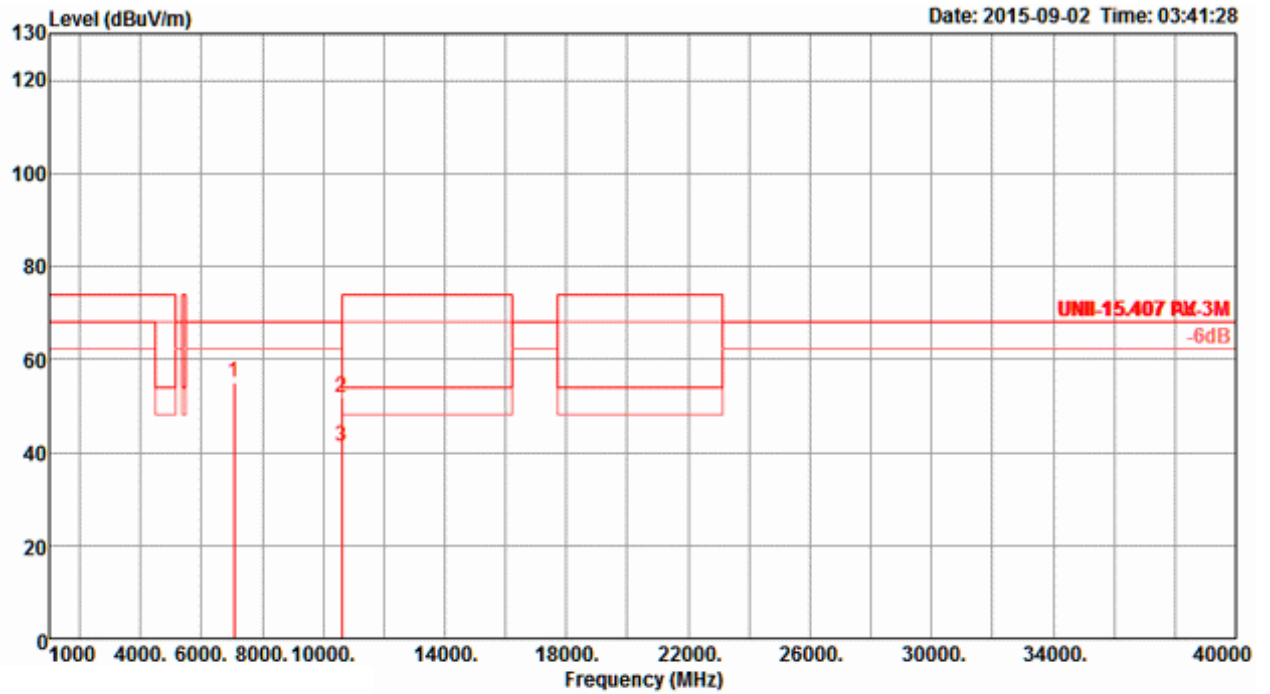
Temperature	26°C	Humidity	57%
Test Engineer	Roki Liu	Configurations	IEEE 802.11ac MCS0/Nss1 VHT20 CH 60 / Chain 5 + Chain 6 + Chain 7 + Chain 8

Horizontal



	Freq	Level	Limit	Over	Read	CableAntenna	Preamp	T/Pos	A/Pos	Remark	Pol/Phase
	MHz	dBuV/m	dBuV/m	dB	dBuV	dB	dB/m	dB	deg	cm	
1	7067.38	57.87	68.20	-10.33	50.66	5.03	36.90	34.72	156	175 Peak	HORIZONTAL
2	10600.94	52.33	74.00	-21.67	42.27	6.21	38.78	34.93	184	128 Peak	HORIZONTAL
3	10601.11	46.18	54.00	-7.82	36.12	6.21	38.78	34.93	184	128 Average	HORIZONTAL

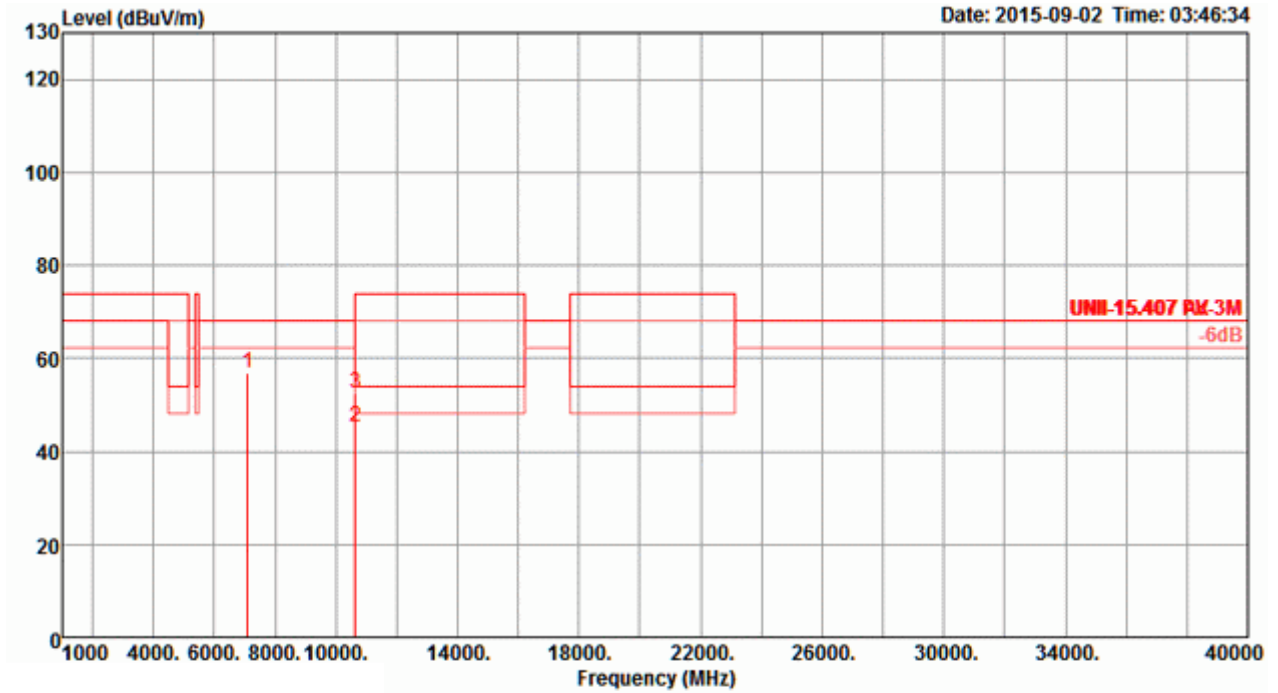
Vertical



	Freq	Level	Limit	Over	Read	CableAntenna	Preamp	T/Pos	A/Pos	Remark	Pol/Phase
	MHz	dBuV/m	dBuV/m	dB	dBuV	dB	dB/m	dB	deg	cm	
1	7067.38	54.87	68.20	-13.33	47.66	5.03	36.90	34.72	172	146 Peak	VERTICAL
2	10601.44	51.65	74.00	-22.35	41.59	6.21	38.78	34.93	134	139 Peak	VERTICAL
3	10601.79	41.34	54.00	-12.66	31.28	6.21	38.78	34.93	134	139 Average	VERTICAL

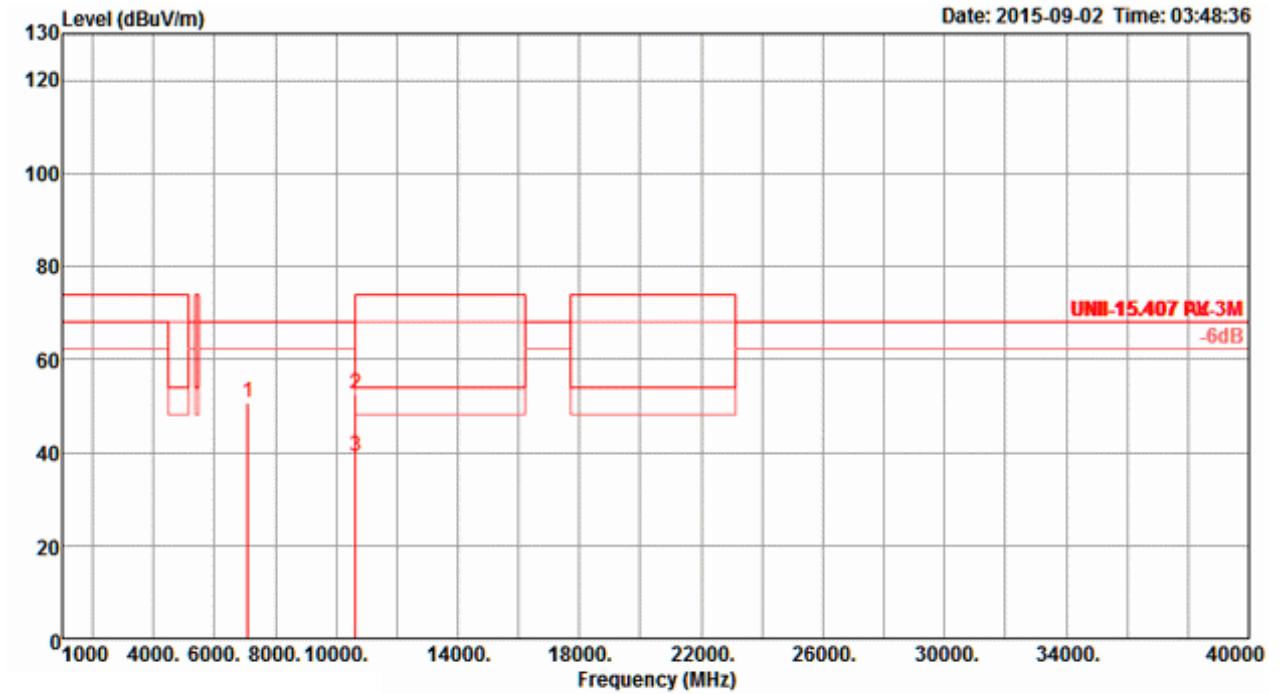
Temperature	26°C	Humidity	57%
Test Engineer	Roki Liu	Configurations	IEEE 802.11ac MCS0/Nss1 VHT20 CH 64 / Chain 5 + Chain 6 + Chain 7 + Chain 8

Horizontal



	Freq	Level	Limit	Over	Read	CableAntenna	Preamp	T/Pos	A/Pos	Remark	Pol/Phase
	MHz	dBuV/m	dBuV/m	dB	dBuV	dB	dB/m	dB	deg	cm	
1	7092.34	56.99	68.20	-11.21	49.76	5.04	36.92	34.73	180	148 Peak	HORIZONTAL
2	10638.56	45.39	54.00	-8.61	35.30	6.23	38.77	34.91	163	163 Average	HORIZONTAL
3	10640.47	52.57	74.00	-21.43	42.48	6.23	38.77	34.91	163	163 Peak	HORIZONTAL

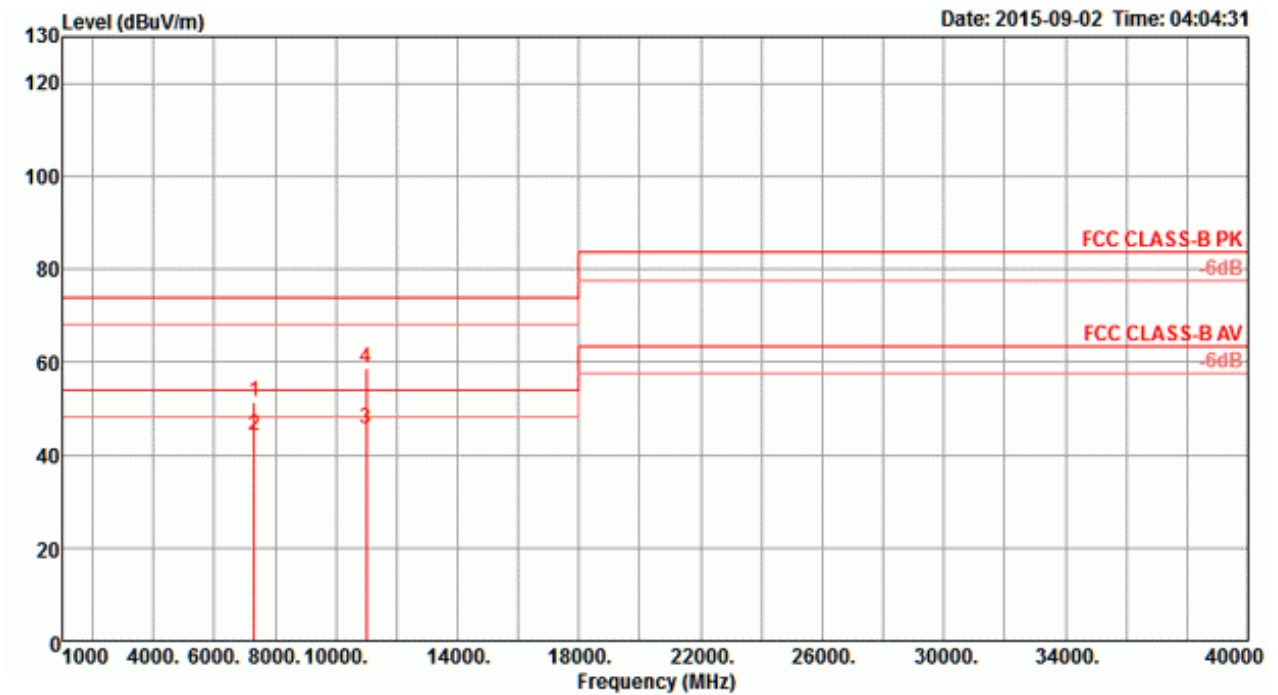
Vertical



	Freq	Level	Limit	Over	Read	CableAntenna	Preamp	T/Pos	A/Pos	Remark	Pol/Phase
	MHz	dBuV/m	dBuV/m	dB	dBuV	dB	dB/m	dB	deg	cm	
1	7094.83	50.78	68.20	-17.42	43.53	5.04	36.94	34.73	209	182 Peak	VERTICAL
2	10640.72	52.65	74.00	-21.35	42.56	6.23	38.77	34.91	187	164 Peak	VERTICAL
3	10641.51	39.18	54.00	-14.82	29.09	6.23	38.77	34.91	187	164 Average	VERTICAL

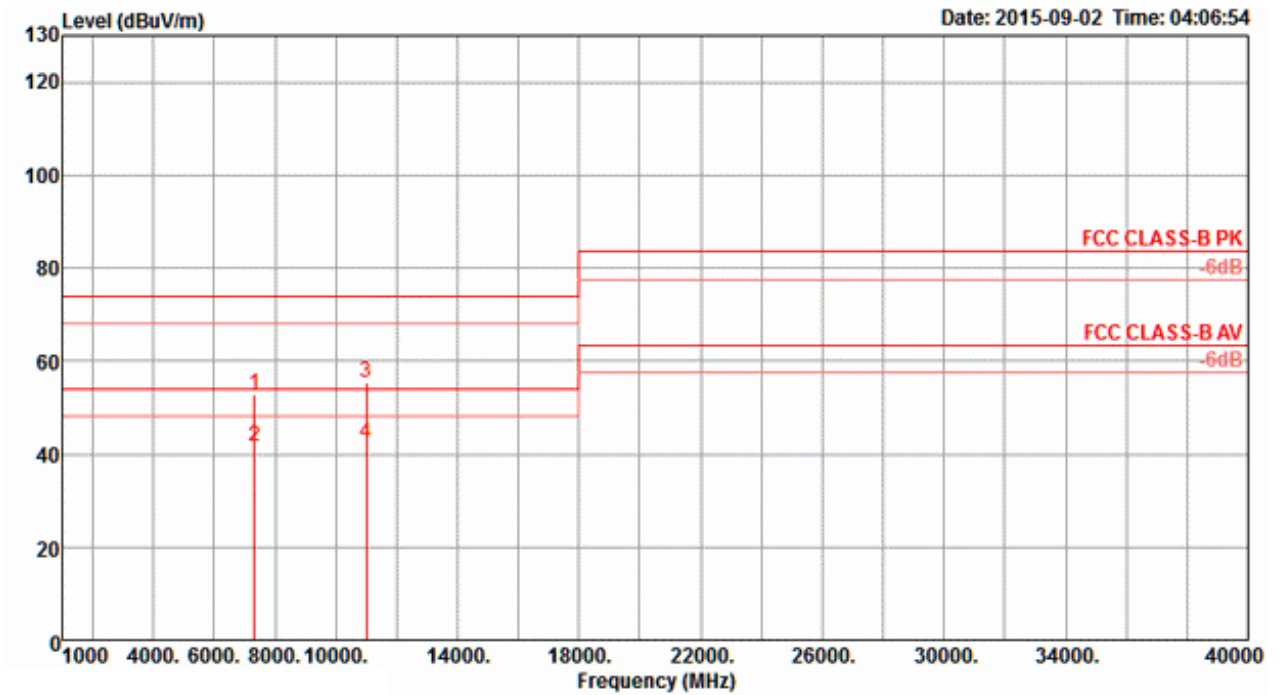
Temperature	26°C	Humidity	57%
Test Engineer	Roki Liu	Configurations	IEEE 802.11ac MCS0/Nss1 VHT20 CH 100 / Chain 5 + Chain 6 + Chain 7 + Chain 8

Horizontal



	Freq	Level	Limit	Over	Read	CableAntenna	Preamp	T/Pos	A/Pos	Remark	Pol/Phase
	MHz	dBuV/m	dBuV/m	dB	dBuV	dB	dB/m	deg	cm		
1	7333.07	51.45	74.00	-22.55	43.83	5.10	37.28	34.76	308	174 Peak	HORIZONTAL
2	7333.35	44.30	54.00	-9.70	36.68	5.10	37.28	34.76	308	174 Average	HORIZONTAL
3	10999.70	45.79	54.00	-8.21	35.35	6.40	38.70	34.66	69	161 Average	HORIZONTAL
4	11000.00	58.76	74.00	-15.24	48.32	6.40	38.70	34.66	69	161 Peak	HORIZONTAL

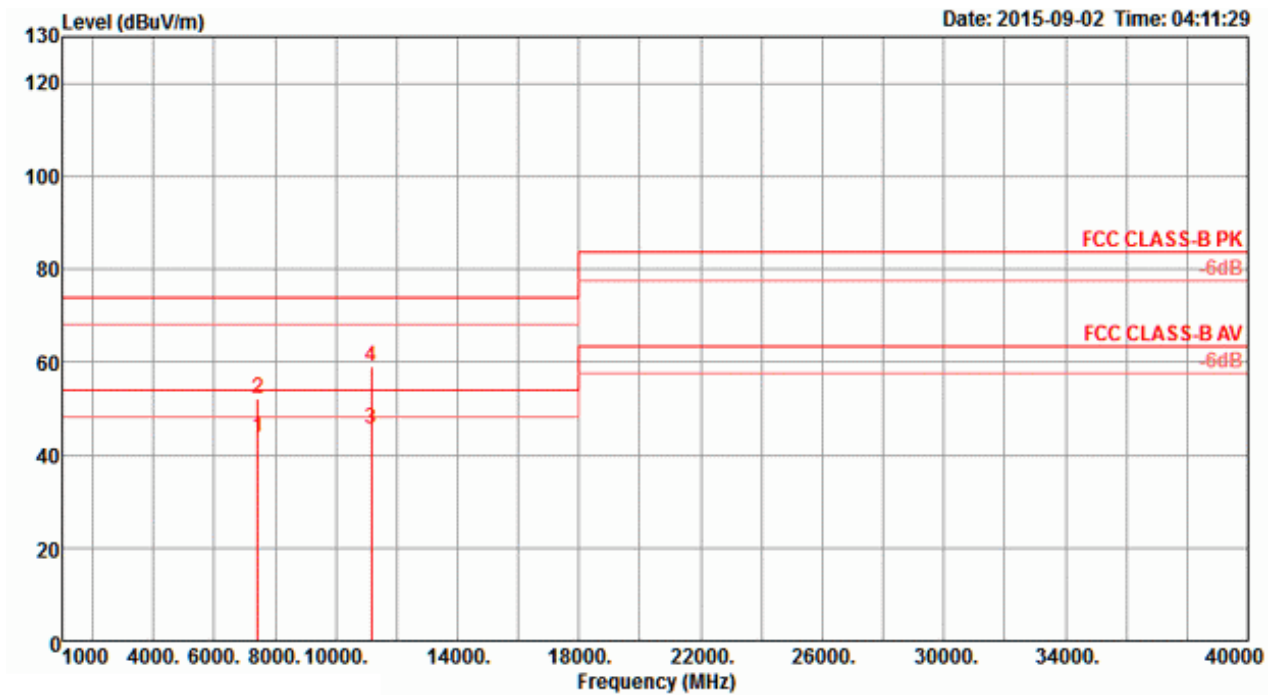
Vertical



	Freq	Level	Limit	Over	Read	CableAntenna	Preamp	T/Pos	A/Pos	Remark	Pol/Phase
	MHz	dBuV/m	dBuV/m	dB	dBuV	dB	dB/m	dB	deg	cm	
1	7329.99	53.04	74.00	-20.96	45.44	5.10	37.26	34.76	182	201 Peak	VERTICAL
2	7333.43	41.82	54.00	-12.18	34.20	5.10	37.28	34.76	182	201 Average	VERTICAL
3	10993.50	55.42	74.00	-18.58	44.98	6.40	38.70	34.66	10	208 Peak	VERTICAL
4	11000.80	42.33	54.00	-11.67	31.89	6.40	38.70	34.66	10	208 Average	VERTICAL

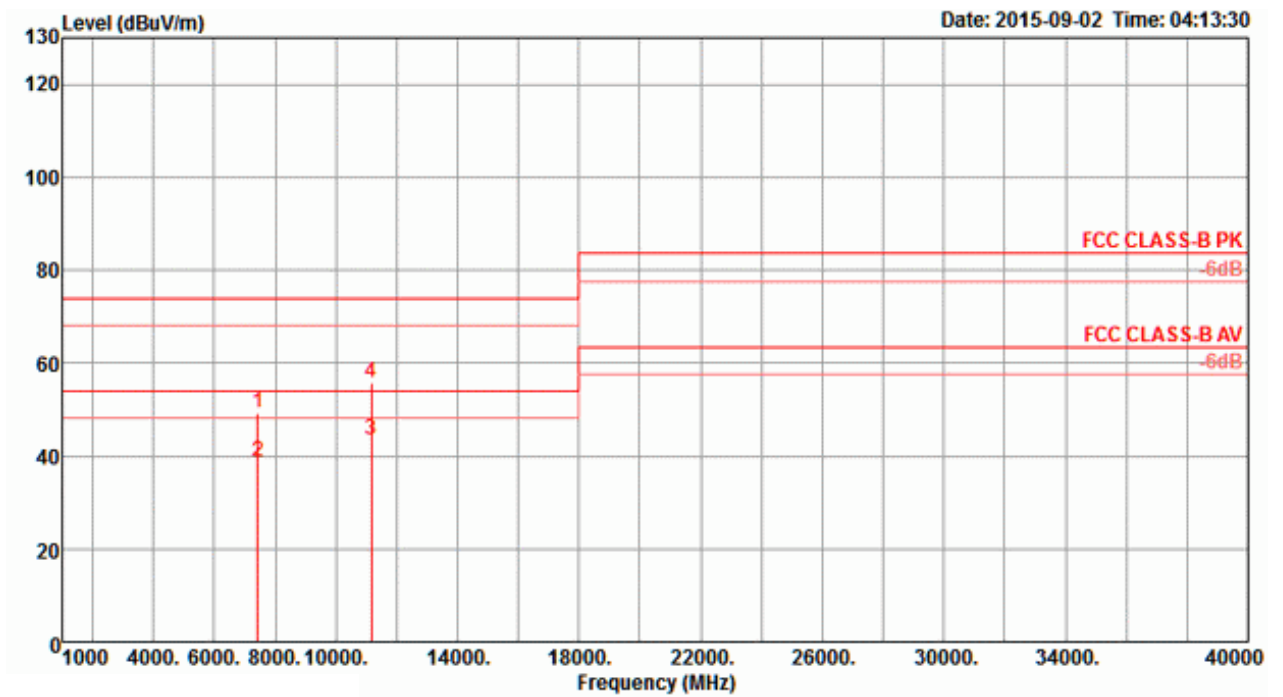
Temperature	26°C	Humidity	57%
Test Engineer	Roki Liu	Configurations	IEEE 802.11ac MCS0/Nss1 VHT20 CH 116 / Chain 5 + Chain 6 + Chain 7 + Chain 8

Horizontal



	Freq	Level	Limit	Over	Read	CableAntenna	Preamp	T/Pos	A/Pos	Remark	Pol/Phase
	MHz	dBuV/m	dBuV/m	dB	dBuV	dB	dB/m	dB	deg	cm	
1	7439.95	43.84	54.00	-10.16	36.06	5.13	37.43	34.78	339	150 Average	HORIZONTAL
2	7439.98	52.22	74.00	-21.78	44.44	5.13	37.43	34.78	339	150 Peak	HORIZONTAL
3	11158.80	45.72	54.00	-8.28	35.23	6.44	38.70	34.65	347	205 Average	HORIZONTAL
4	11159.20	58.92	74.00	-15.08	48.43	6.44	38.70	34.65	347	205 Peak	HORIZONTAL

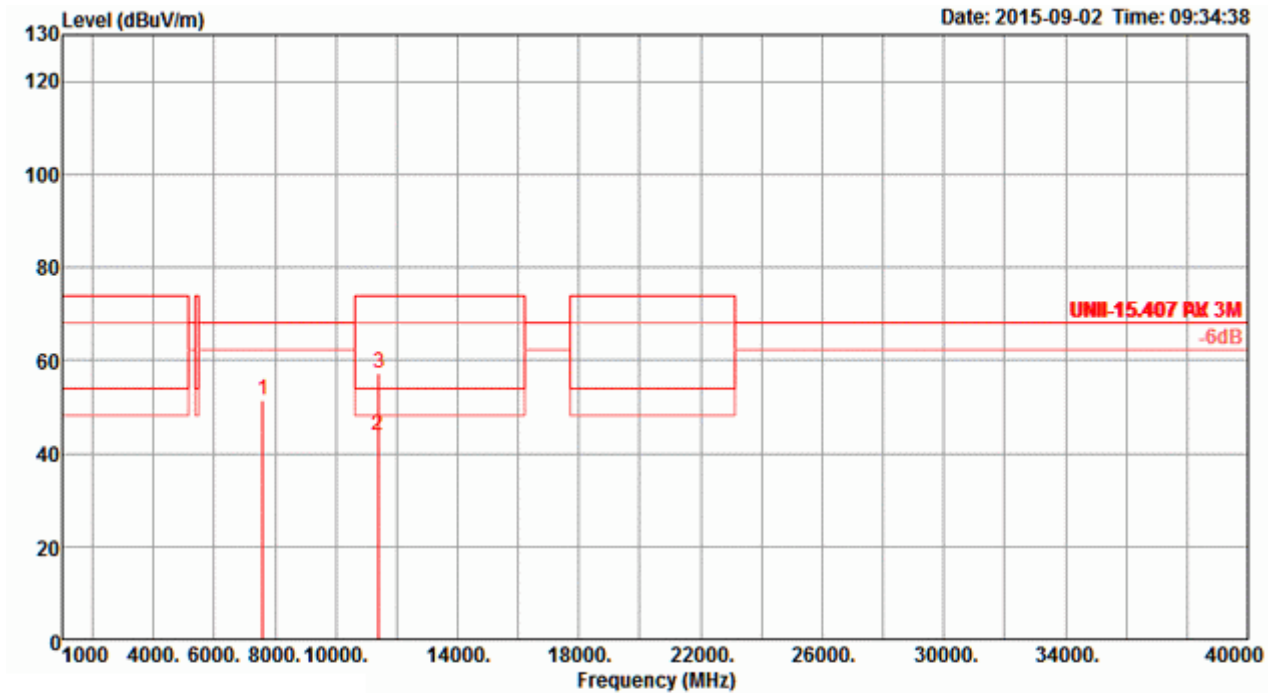
Vertical



	Freq	Level	Limit	Over	Read	CableAntenna	Preamp	T/Pos	A/Pos	Remark	Pol/Phase
	MHz	dBuV/m	dBuV/m	dB	dBuV	dB	dB/m	dB	deg	cm	
1	7439.80	49.41	74.00	-24.59	41.63	5.13	37.43	34.78	322	176 Peak	VERTICAL
2	7439.95	38.77	54.00	-15.23	30.99	5.13	37.43	34.78	322	176 Average	VERTICAL
3	11156.30	43.46	54.00	-10.54	32.97	6.44	38.70	34.65	294	163 Average	VERTICAL
4	11156.90	55.74	74.00	-18.26	45.25	6.44	38.70	34.65	294	163 Peak	VERTICAL

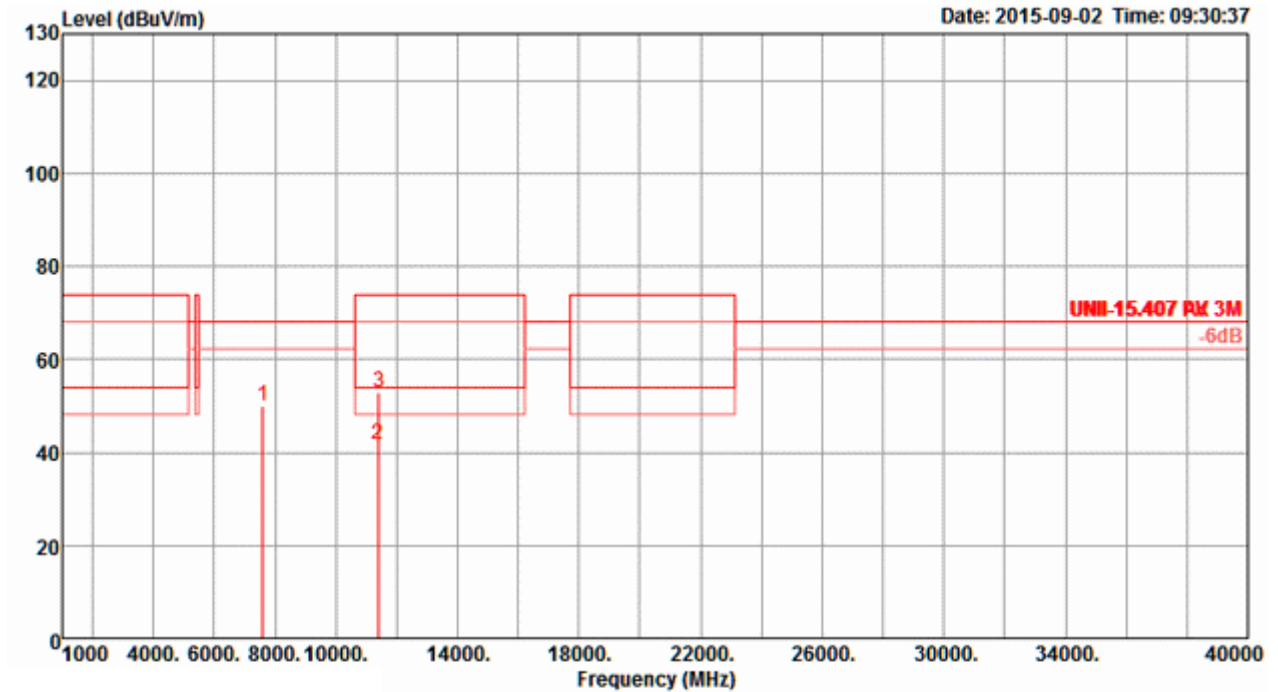
Temperature	26°C	Humidity	57%
Test Engineer	Roki Liu	Configurations	IEEE 802.11ac MCS0/Nss1 VHT20 CH 140 / Chain 5 + Chain 6 + Chain 7 + Chain 8

Horizontal



	Freq	Level	Limit	Over	Read	CableAntenna	Preamp	T/Pos	A/Pos	Remark	Pol/Phase
	MHz	dBuV/m	dBuV/m	dB	dBuV	dB	dB/m	deg	cm		
1	7602.40	51.56	68.20	-16.64	43.74	5.19	37.46	34.83	21	174 Peak	HORIZONTAL
2	11399.00	43.74	54.00	-10.26	33.16	6.51	38.70	34.63	284	189 Average	HORIZONTAL
3	11402.62	57.05	74.00	-16.95	46.47	6.51	38.70	34.63	284	189 Peak	HORIZONTAL

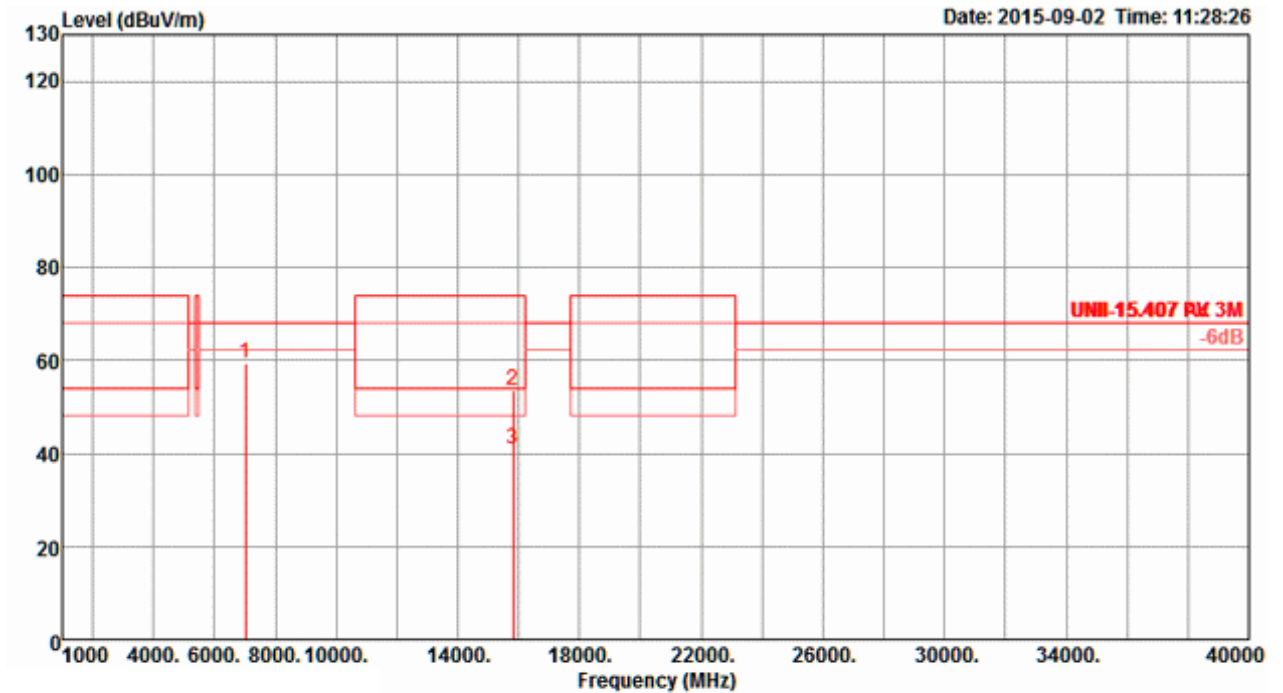
Vertical



	Freq	Level	Limit	Over	Read	CableAntenna	Preamp	T/Pos	A/Pos	Remark	Pol/Phase
	MHz	dBuV/m	dBuV/m	dB	dBuV	dB	dB/m	dB	deg	cm	
1	7595.92	49.95	68.20	-18.25	42.13	5.19	37.46	34.83	319	186 Peak	VERTICAL
2	11398.88	41.55	54.00	-12.45	30.97	6.51	38.70	34.63	85	177 Average	VERTICAL
3	11402.62	53.01	74.00	-20.99	42.43	6.51	38.70	34.63	85	177 Peak	VERTICAL

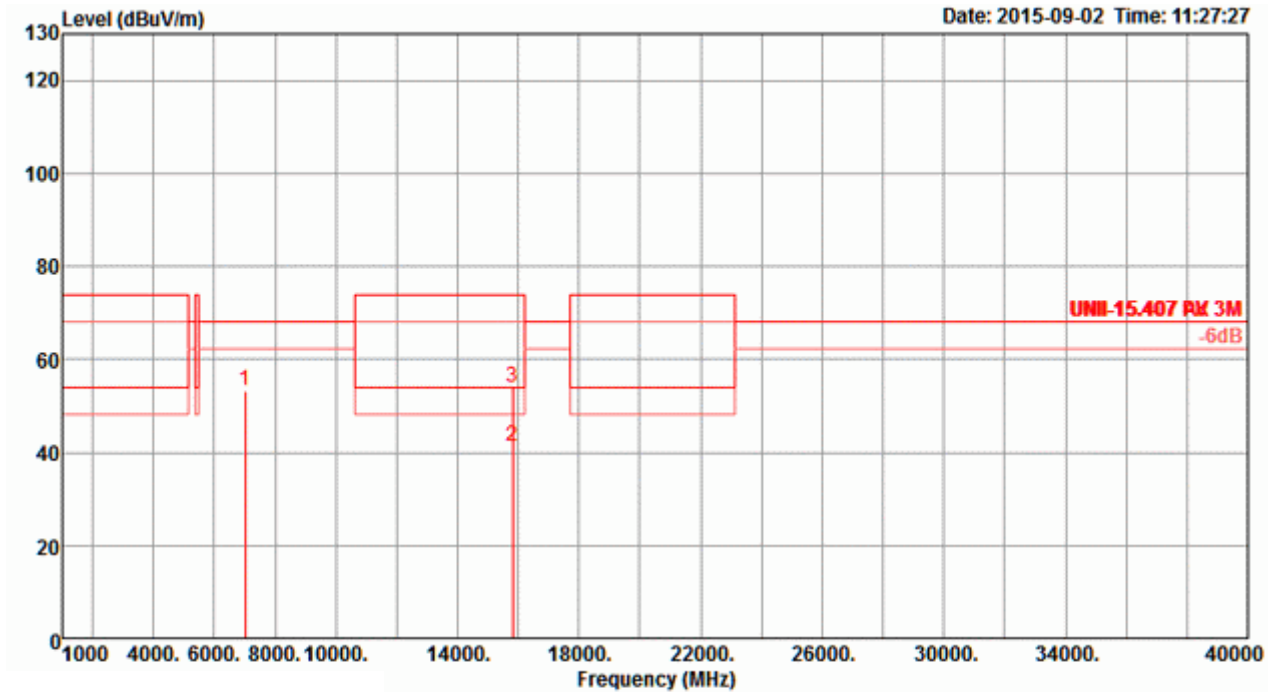
Temperature	26°C	Humidity	57%
Test Engineer	Roki Liu	Configurations	IEEE 802.11ac MCS0/Nss1 VHT40 CH 54 / Chain 5 + Chain 6 + Chain 7 + Chain 8

Horizontal



	Freq	Level	Limit	Over	Read	CableAntenna	Preamp	T/Pos	A/Pos	Remark	Pol/Phase
	MHz	dBuV/m	dBuV/m	dB	dBuV	dB	dB/m	dB	deg	cm	
1	7026.73	59.55	68.20	-8.65	52.39	5.02	36.85	34.71	53	161 Peak	HORIZONTAL
2	15811.86	53.53	74.00	-20.47	42.09	7.65	38.66	34.87	216	173 Peak	HORIZONTAL
3	15814.78	41.05	54.00	-12.95	29.61	7.65	38.66	34.87	216	173 Average	HORIZONTAL

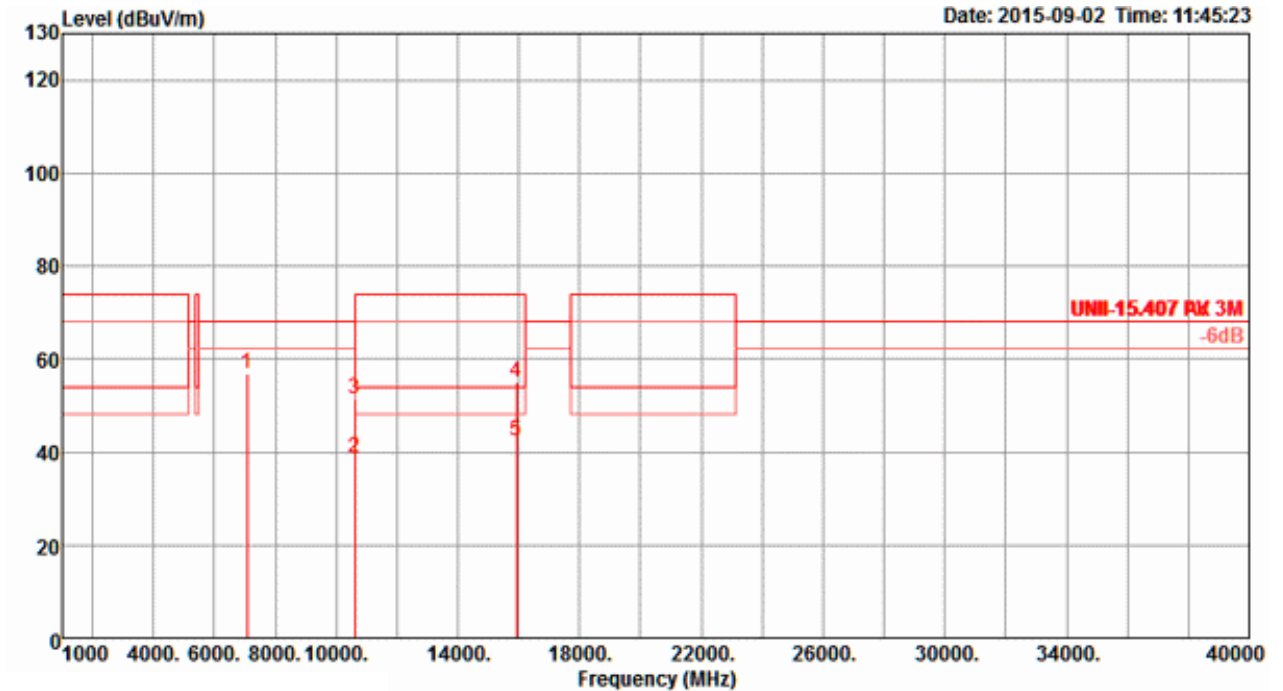
Vertical



	Freq	Level	Limit	Over	Read	CableAntenna	Preamp	T/Pos	A/Pos	Remark	Pol/Phase
	MHz	dBuV/m	dBuV/m	dB	dBuV	dB	dB/m	dB	deg	cm	
1	7026.66	53.34	68.20	-14.86	46.18	5.02	36.85	34.71	322	181 Peak	VERTICAL
2	15812.04	41.38	54.00	-12.62	29.94	7.65	38.66	34.87	23	152 Average	VERTICAL
3	15813.36	53.83	74.00	-20.17	42.39	7.65	38.66	34.87	23	152 Peak	VERTICAL

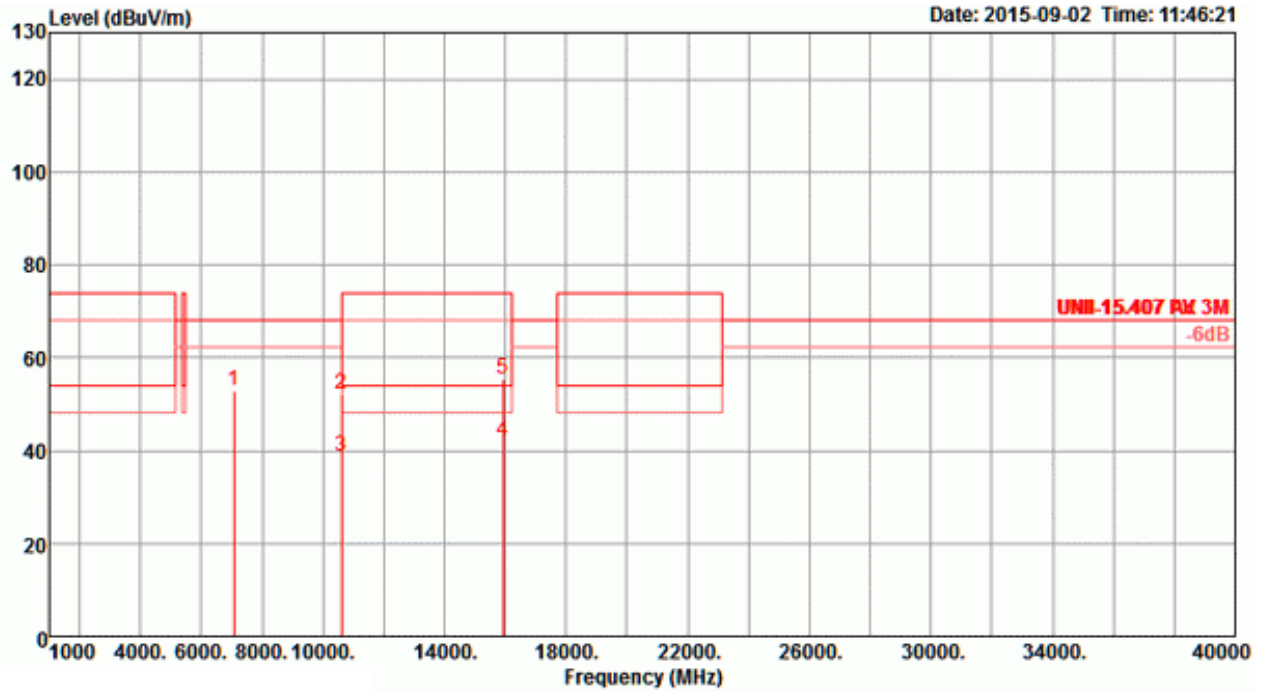
Temperature	26°C	Humidity	57%
Test Engineer	Roki Liu	Configurations	IEEE 802.11ac MCS0/Nss1 VHT40 CH 62 / Chain 5 + Chain 6 + Chain 7 + Chain 8

Horizontal



	Freq	Level	Limit	Over	Read	CableAntenna	Preamp	T/Pos	A/Pos	Remark	Pol/Phase
	MHz	dBuV/m	dBuV/m	dB	dBuV	dB	dB/m	dB	deg	cm	
1	7079.92	56.96	68.20	-11.24	49.72	5.04	36.92	34.72	312	190 Peak	HORIZONTAL
2	10617.72	38.63	54.00	-15.37	28.56	6.22	38.78	34.93	156	174 Average	HORIZONTAL
3	10621.01	51.60	74.00	-22.40	41.53	6.22	38.78	34.93	156	174 Peak	HORIZONTAL
4	15928.27	54.98	74.00	-19.02	43.36	7.69	38.88	34.95	182	151 Peak	HORIZONTAL
5	15932.41	42.35	54.00	-11.65	30.76	7.69	38.88	34.98	182	151 Average	HORIZONTAL

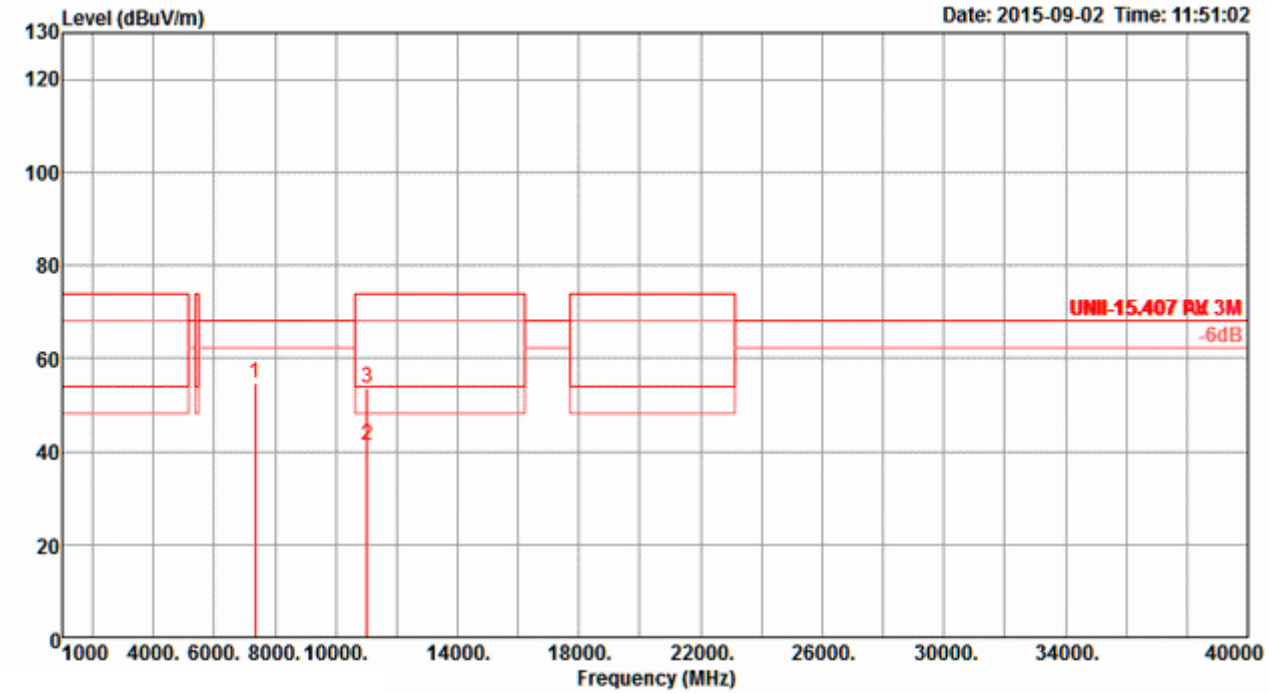
Vertical



	Freq	Level	Limit	Over	Read	CableAntenna	Preamp	T/Pos	A/Pos	Remark	Pol/Phase
	MHz	dBuV/m	dBuV/m	dB	dBuV	dB	dB/m	dB	deg	cm	
1	7080.00	52.91	68.20	-15.29	45.67	5.04	36.92	34.72	322	176 Peak	VERTICAL
2	10619.20	52.11	74.00	-21.89	42.04	6.22	38.78	34.93	282	171 Peak	VERTICAL
3	10622.38	38.69	54.00	-15.31	28.62	6.22	38.78	34.93	282	171 Average	VERTICAL
4	15932.06	42.03	54.00	-11.97	30.44	7.69	38.88	34.98	243	168 Average	VERTICAL
5	15932.20	55.39	74.00	-18.61	43.80	7.69	38.88	34.98	243	168 Peak	VERTICAL

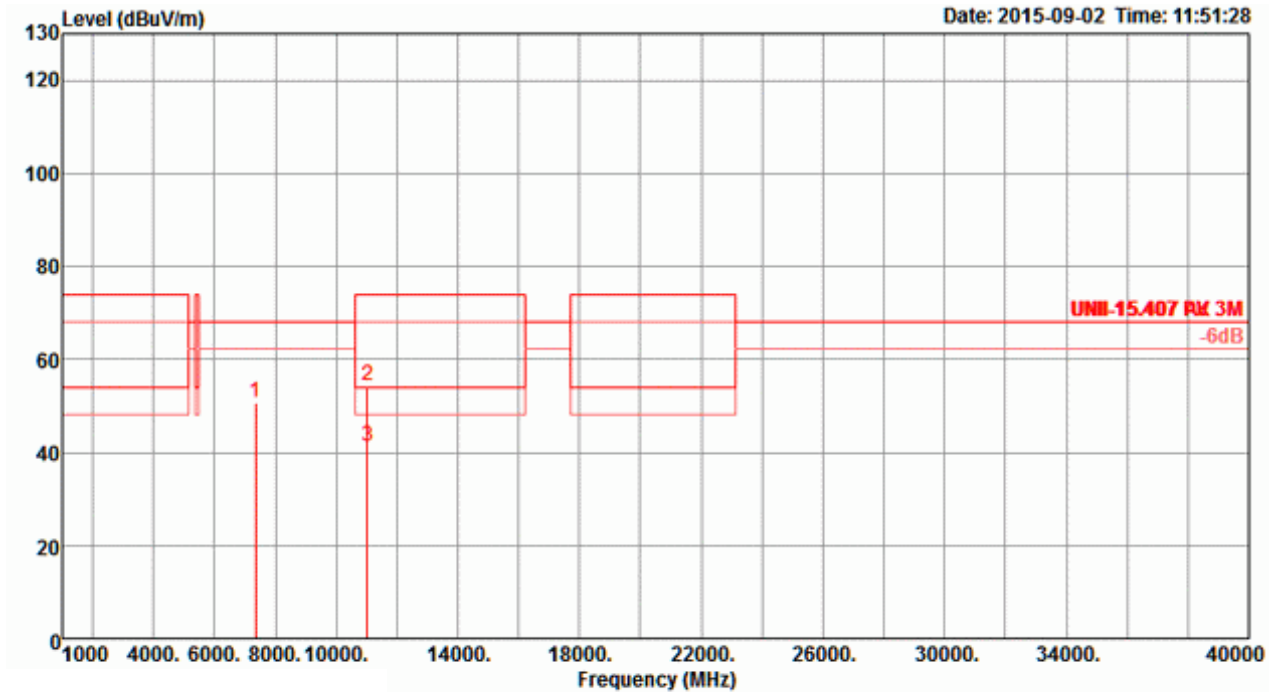
Temperature	26°C	Humidity	57%
Test Engineer	Roki Liu	Configurations	IEEE 802.11ac MCS0/Nss1 VHT40 CH 102 / Chain 5 + Chain 6 + Chain 7 + Chain 8

Horizontal



	Freq	Level	Limit	Over	Read	CableAntenna	Preamp	T/Pos	A/Pos	Remark	Pol/Phase
	MHz	dBuV/m	dBuV/m	dB	dBuV	dB	dB/m	deg	cm		
1	7346.70	54.84	68.20	-13.36	47.23	5.10	37.28	34.77	315	185 Peak	HORIZONTAL
2	11021.46	41.16	54.00	-12.84	30.72	6.40	38.70	34.66	258	162 Average	HORIZONTAL
3	11023.72	53.76	74.00	-20.24	43.31	6.41	38.70	34.66	258	162 Peak	HORIZONTAL

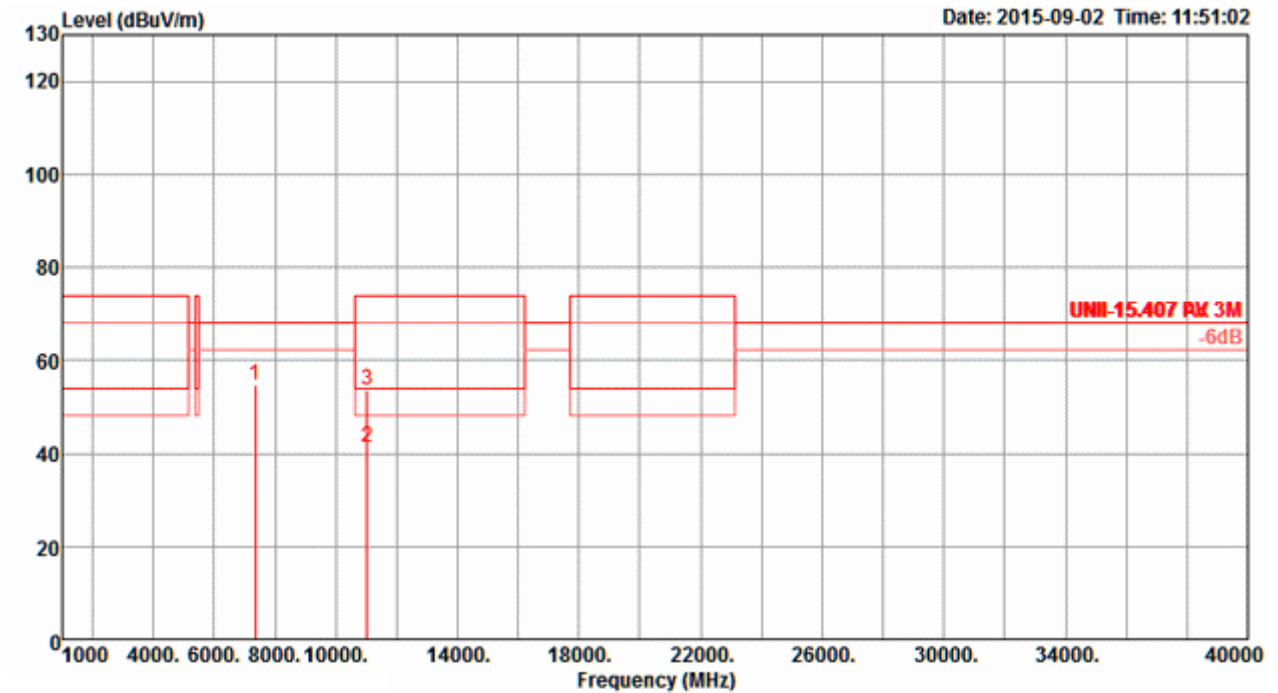
Vertical



	Freq	Level	Limit	Over	Read	CableAntenna	Preamp	T/Pos	A/Pos	Remark	Pol/Phase
	MHz	dBuV/m	dBuV/m	dB	dBuV	dB	dB/m	dB	deg	cm	
1	7346.28	50.66	68.20	-17.54	43.05	5.10	37.28	34.77	284	169 Peak	VERTICAL
2	11020.82	54.45	74.00	-19.55	44.01	6.40	38.70	34.66	199	174 Peak	VERTICAL
3	11022.26	41.11	54.00	-12.89	30.66	6.41	38.70	34.66	199	174 Average	VERTICAL

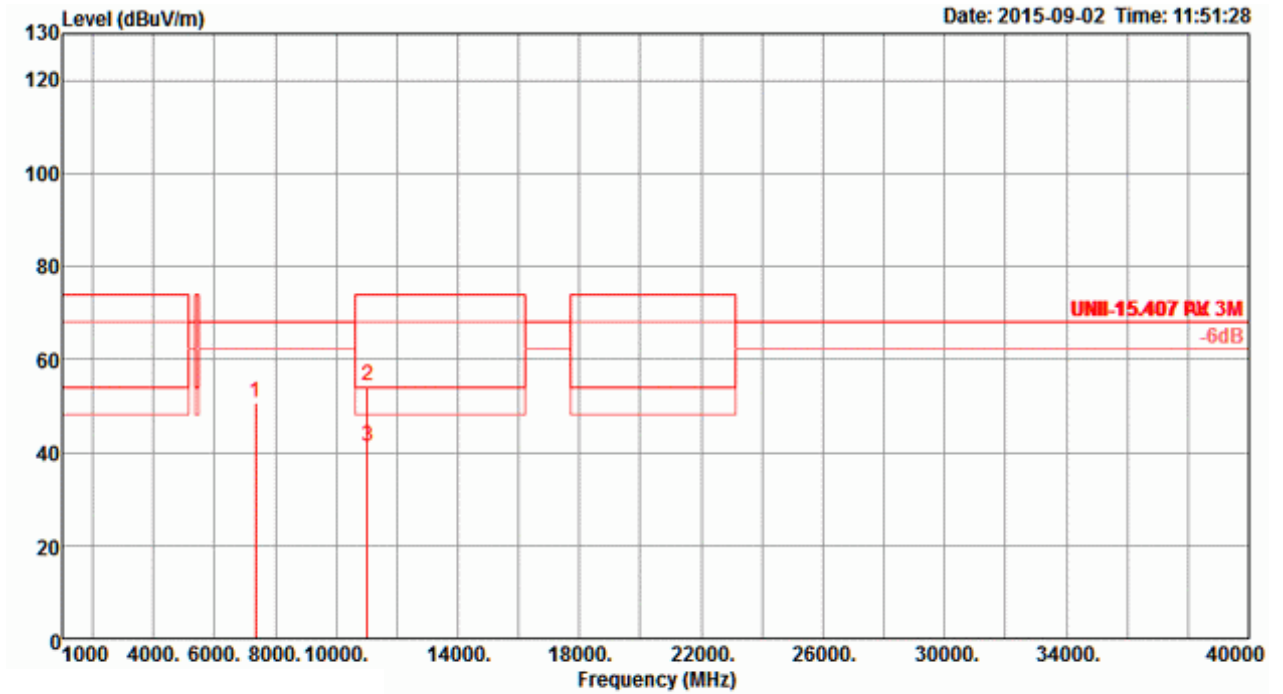
Temperature	26°C	Humidity	57%
Test Engineer	Roki Liu	Configurations	IEEE 802.11ac MCS0/Nss1 VHT40 CH 110 / Chain 5 + Chain 6 + Chain 7 + Chain 8

Horizontal



	Freq	Level	Limit	Over	Read	CableAntenna	Preamp	T/Pos	A/Pos	Remark	Pol/Phase
	MHz	dBuV/m	dBuV/m	dB	dBuV	dB	dB/m	dB	deg	cm	
1	7346.70	54.84	68.20	-13.36	47.23	5.10	37.28	34.77	315	185 Peak	HORIZONTAL
2	11021.46	41.16	54.00	-12.84	30.72	6.40	38.70	34.66	258	162 Average	HORIZONTAL
3	11023.72	53.76	74.00	-20.24	43.31	6.41	38.70	34.66	258	162 Peak	HORIZONTAL

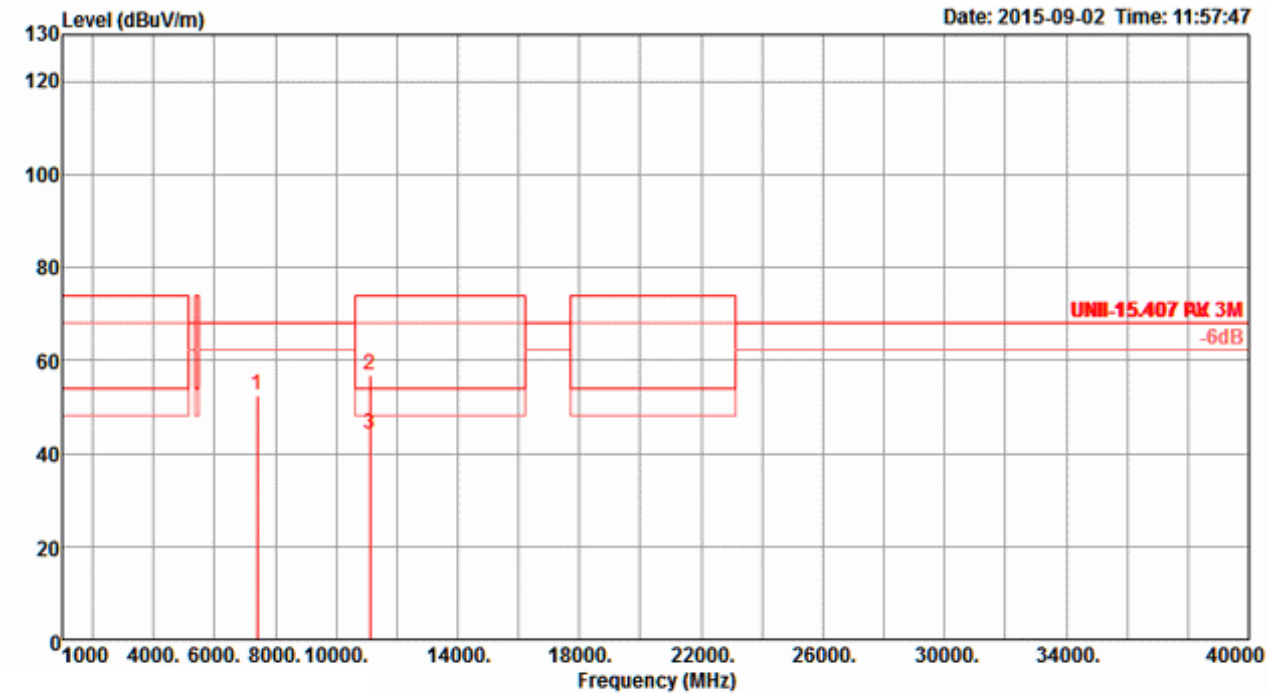
Vertical



	Freq	Level	Limit	Over	Read	CableAntenna	Preamp	T/Pos	A/Pos	Remark	Pol/Phase	
	MHz	dBuV/m	dBuV/m	dB	dBuV	dB	dB/m	dB	deg	cm		
1	7346.28	50.66	68.20	-17.54	43.05	5.10	37.28	34.77	284	169	Peak	VERTICAL
2	11020.82	54.45	74.00	-19.55	44.01	6.40	38.70	34.66	199	174	Peak	VERTICAL
3	11022.26	41.11	54.00	-12.89	30.66	6.41	38.70	34.66	199	174	Average	VERTICAL

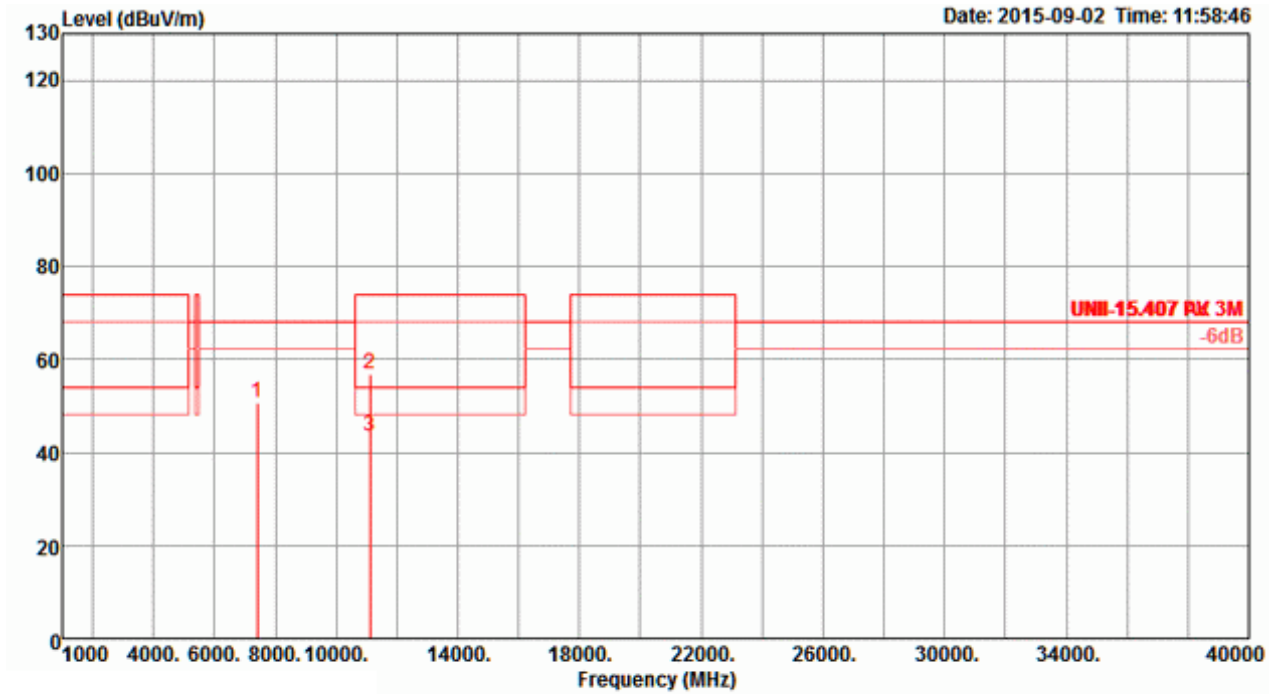
Temperature	26°C	Humidity	57%
Test Engineer	Roki Liu	Configurations	IEEE 802.11ac MCS0/Nss1 VHT40 CH 134 / Chain 5 + Chain 6 + Chain 7 + Chain 8

Horizontal



	Freq	Level	Limit	Over	Read	CableAntenna	Preamp	T/Pos	A/Pos	Remark	Pol/Phase	
	MHz	dBuV/m	dBuV/m	dB	dBuV	dB	dB/m	dB	deg	cm		
1	7399.88	52.54	68.20	-15.66	44.83	5.12	37.36	34.77	282	165	Peak	HORIZONTAL
2	11098.84	56.78	74.00	-17.22	46.30	6.43	38.70	34.65	310	223	Peak	HORIZONTAL
3	11099.96	44.25	54.00	-9.75	33.77	6.43	38.70	34.65	310	223	Average	HORIZONTAL

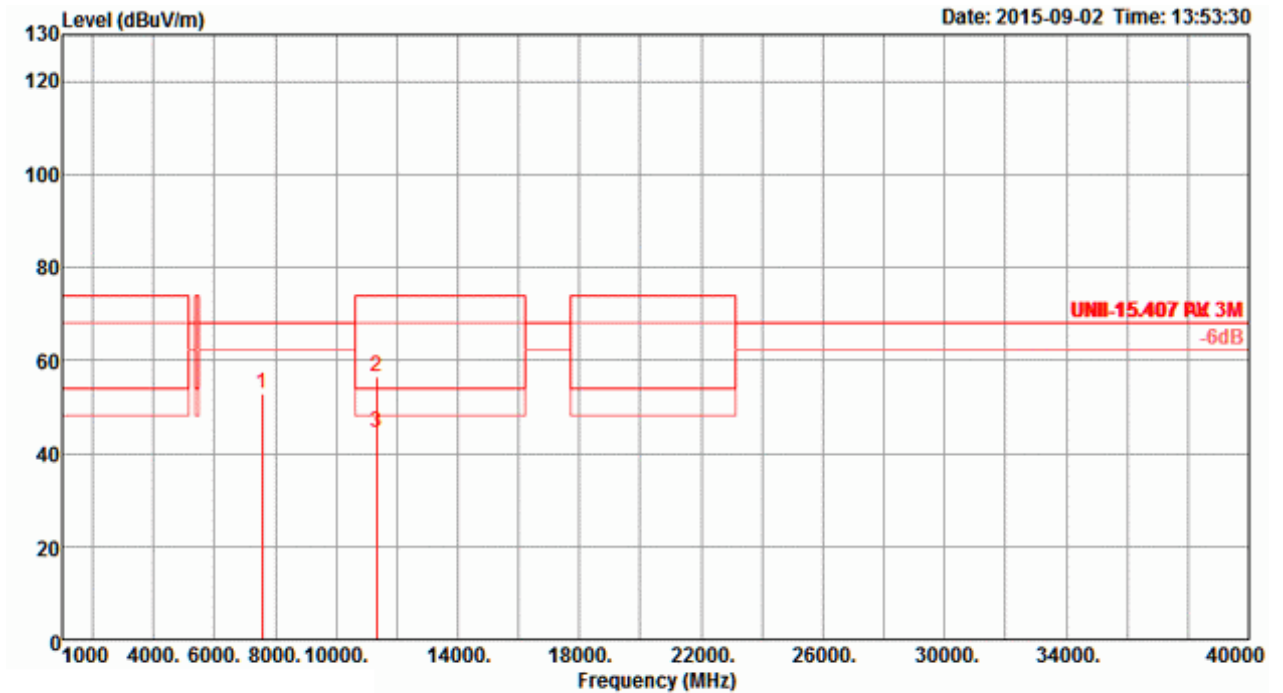
Vertical



	Freq	Level	Limit	Over	Read	CableAntenna	Preamp	T/Pos	A/Pos	Remark	Pol/Phase
	MHz	dBuV/m	dBuV/m	dB	dBuV	dB	dB/m	dB	deg	cm	
1	7400.03	50.76	68.20	-17.44	43.05	5.12	37.36	34.77	56	164 Peak	VERTICAL
2	11096.46	56.88	74.00	-17.12	46.40	6.43	38.70	34.65	31	248 Peak	VERTICAL
3	11099.72	43.32	54.00	-10.68	32.84	6.43	38.70	34.65	31	248 Average	VERTICAL

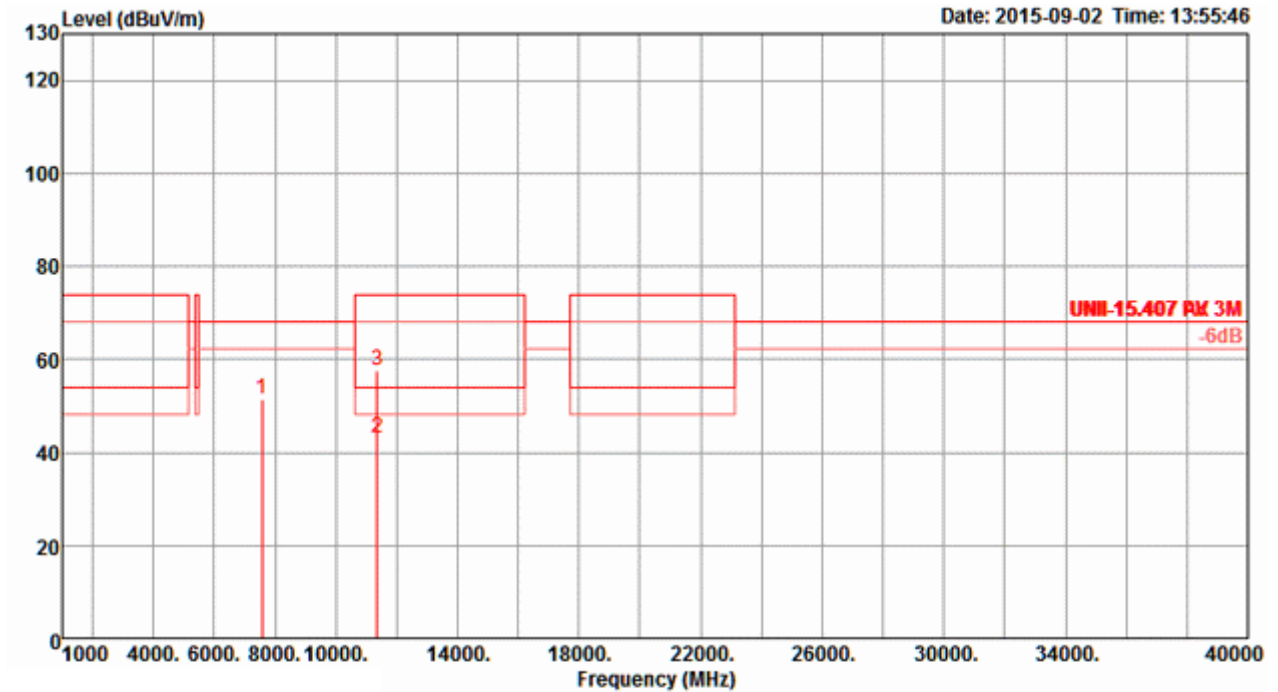
Temperature	26°C	Humidity	57%
Test Engineer	Roki Liu	Configurations	IEEE 802.11ac MCS0/Nss1 VHT40 CH 134 / Chain 5 + Chain 6 + Chain 7 + Chain 8

Horizontal



	Freq	Level	Limit	Over	Read	CableAntenna	Preamp	T/Pos	A/Pos	Remark	Pol/Phase
	MHz	dBuV/m	dBuV/m	dB	dBuV	dB	dB/m	dB	deg	cm	
1	7560.03	52.99	68.20	-15.21	45.16	5.17	37.47	34.81	315	180 Peak	HORIZONTAL
2	11340.88	56.35	74.00	-17.65	45.79	6.49	38.70	34.63	333	157 Peak	HORIZONTAL
3	11342.64	44.43	54.00	-9.57	33.87	6.49	38.70	34.63	333	157 Average	HORIZONTAL

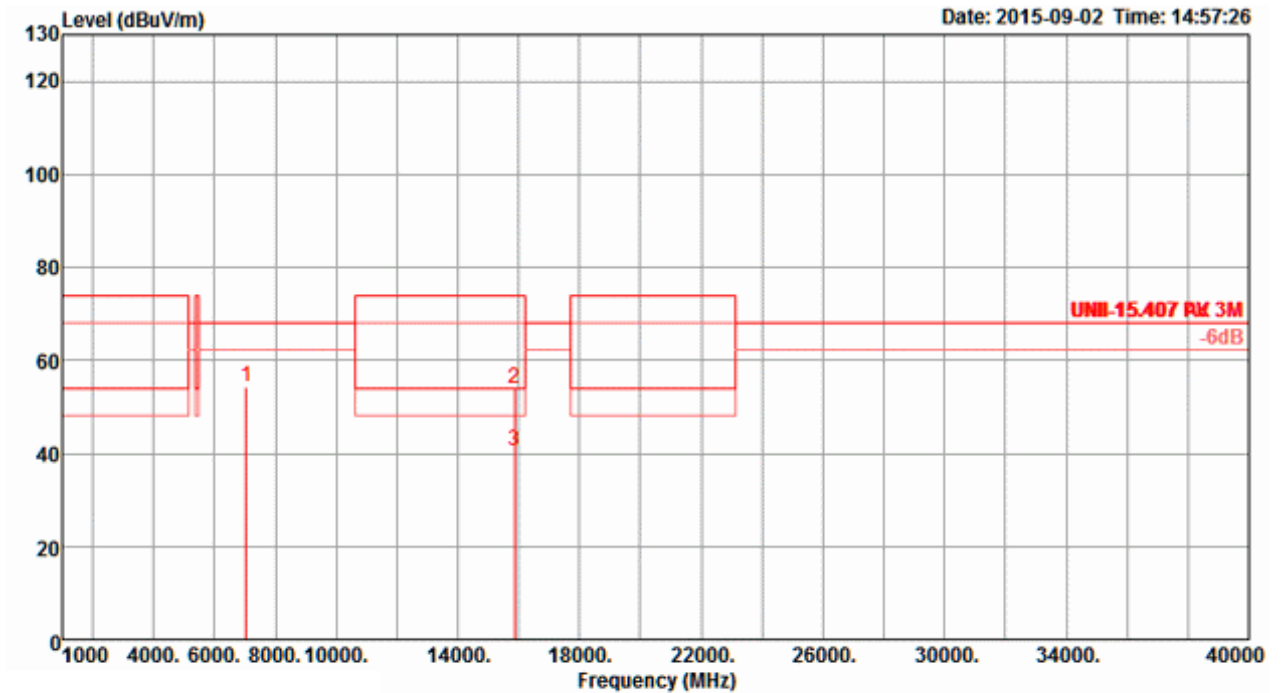
Vertical



	Freq	Level	Limit	Over	Read	CableAntenna	Preamp	T/Pos	A/Pos	Remark	Pol/Phase
	MHz	dBuV/m	dBuV/m	dB	dBuV	dB	dB/m	deg	cm		
1	7559.61	51.58	68.20	-16.62	43.75	5.17	37.47	34.81	312	167 Peak	VERTICAL
2	11347.80	43.21	54.00	-10.79	32.64	6.50	38.70	34.63	341	159 Average	VERTICAL
3	11348.00	57.45	74.00	-16.55	46.88	6.50	38.70	34.63	341	159 Peak	VERTICAL

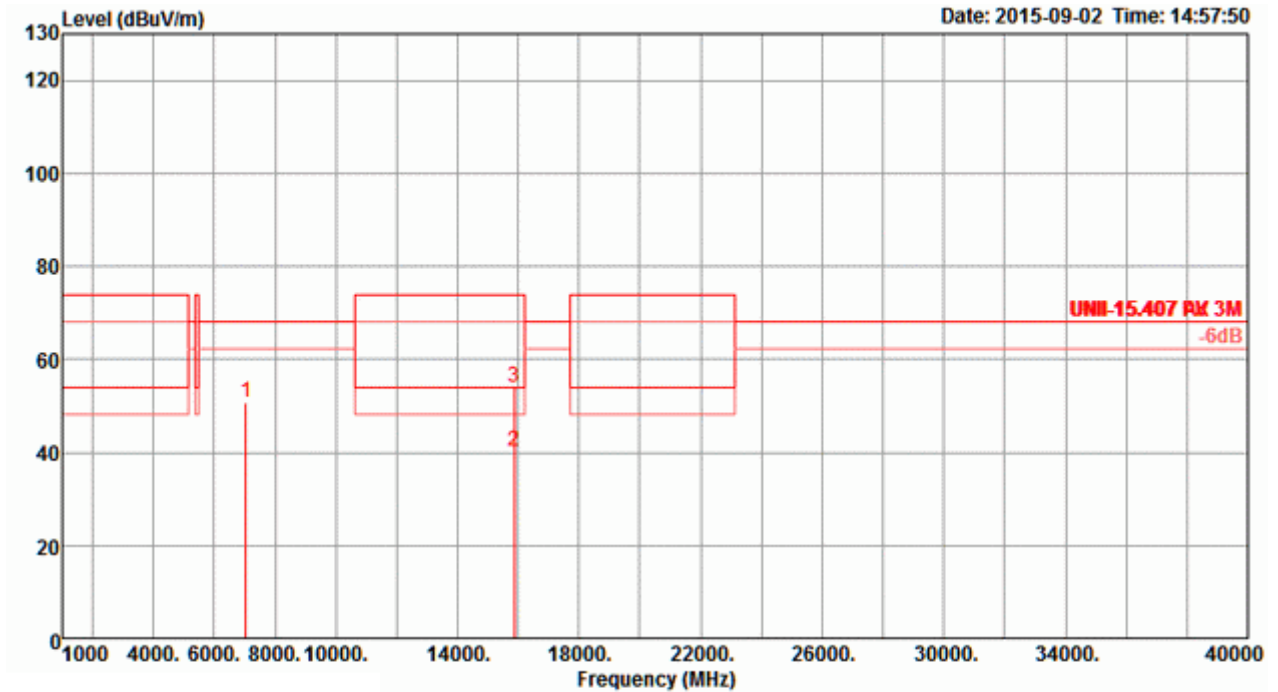
Temperature	26°C	Humidity	57%
Test Engineer	Roki Liu	Configurations	IEEE 802.11ac MCS0/Nss1 VHT80 CH 58 / Chain 5 + Chain 6 + Chain 7 + Chain 8

Horizontal



	Freq	Level	Limit	Over	Read	CableAntenna	Preamp	T/Pos	A/Pos	Remark	Pol/Phase
	MHz	dBuV/m	dBuV/m	dB	dBuV	dB	dB/m	dB	deg	cm	
1	7053.35	54.26	68.20	-13.94	47.08	5.03	36.87	34.72	311	194 Peak	HORIZONTAL
2	15870.16	54.07	74.00	-19.93	42.53	7.67	38.78	34.91	38	167 Peak	HORIZONTAL
3	15870.85	40.67	54.00	-13.33	29.13	7.67	38.78	34.91	38	167 Average	HORIZONTAL

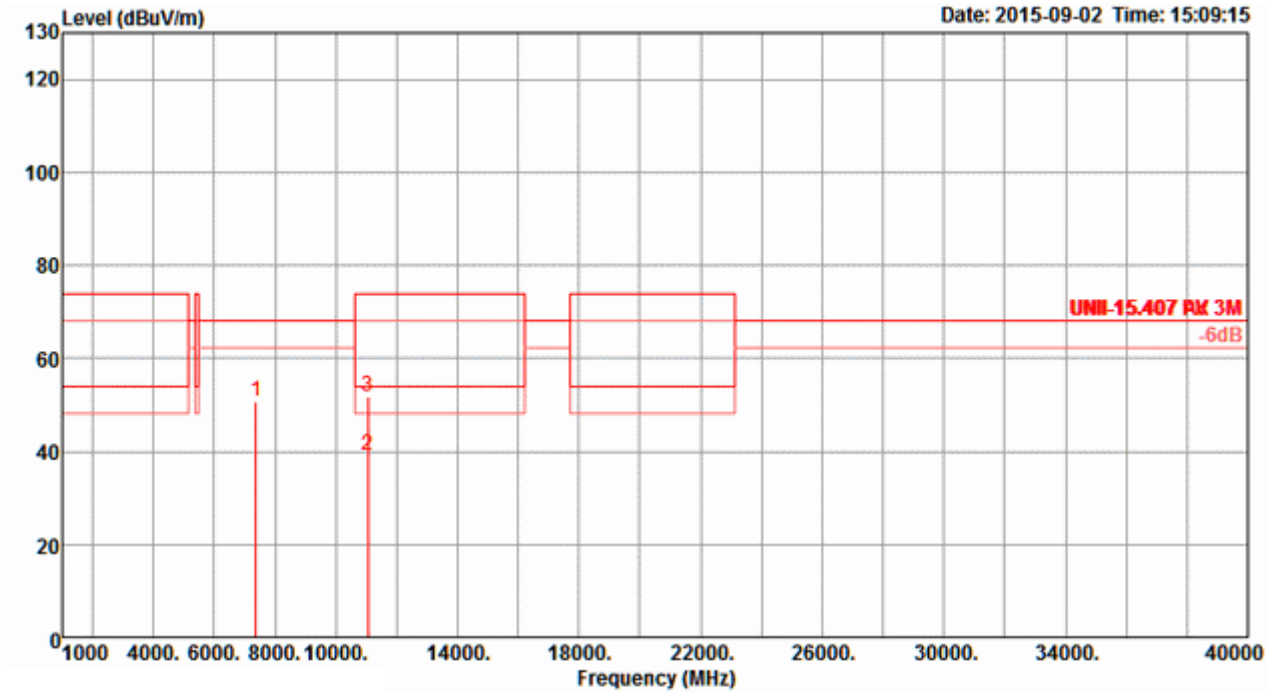
Vertical



	Freq	Level	Limit	Over	Read	CableAntenna	Preamp	T/Pos	A/Pos	Remark	Pol/Phase
	MHz	dBuV/m	dBuV/m	dB	dBuV	dB	dB/m	dB	deg	cm	
1	7053.21	50.82	68.20	-17.38	43.64	5.03	36.87	34.72	319	183 Peak	VERTICAL
2	15867.56	40.37	54.00	-13.63	28.83	7.67	38.78	34.91	56	166 Average	VERTICAL
3	15867.59	53.97	74.00	-20.03	42.43	7.67	38.78	34.91	56	166 Peak	VERTICAL

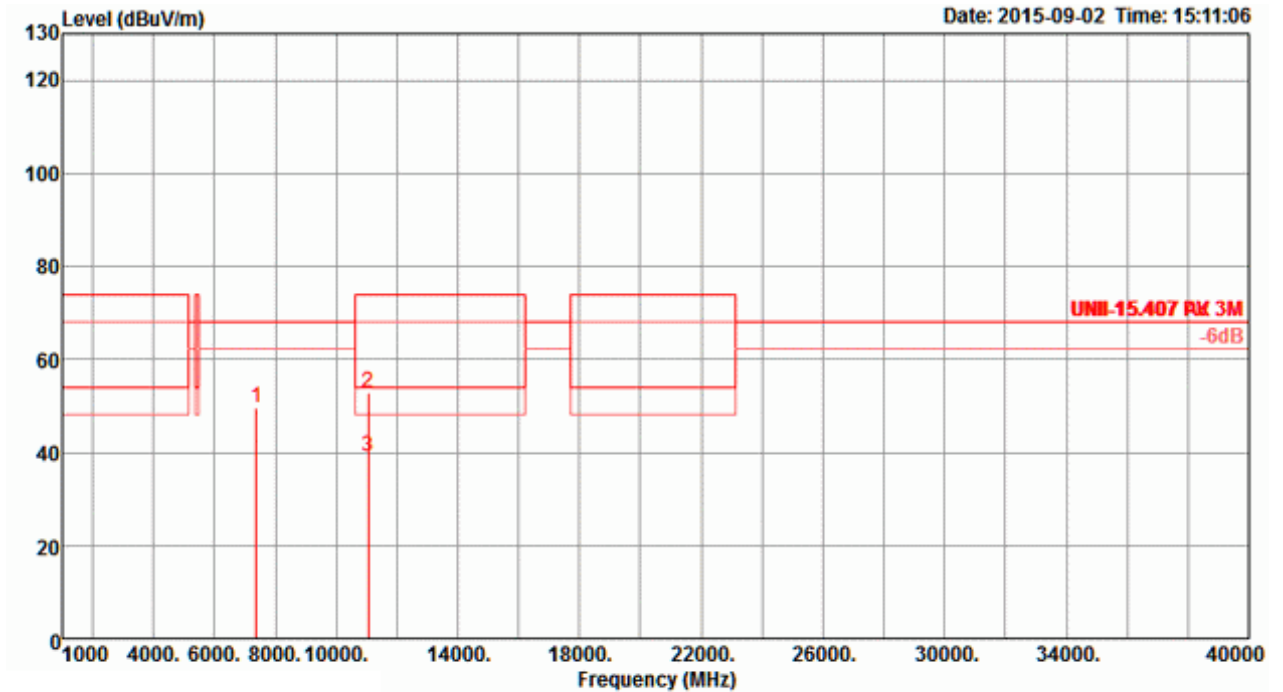
Temperature	26°C	Humidity	57%
Test Engineer	Roki Liu	Configurations	IEEE 802.11ac MCS0/Nss1 VHT80 CH 106 / Chain 5 + Chain 6 + Chain 7 + Chain 8

Horizontal



	Freq	Level	Limit	Over	Read	CableAntenna	Preamp	T/Pos	A/Pos	Remark	Pol/Phase
	MHz	dBuV/m	dBuV/m	dB	dBuV	dB	dB/m	deg	cm		
1	7373.38	50.53	68.20	-17.67	42.86	5.11	37.33	34.77	281	176 Peak	HORIZONTAL
2	11062.32	39.15	54.00	-14.85	28.68	6.42	38.70	34.65	108	183 Average	HORIZONTAL
3	11062.78	51.81	74.00	-22.19	41.34	6.42	38.70	34.65	108	183 Peak	HORIZONTAL

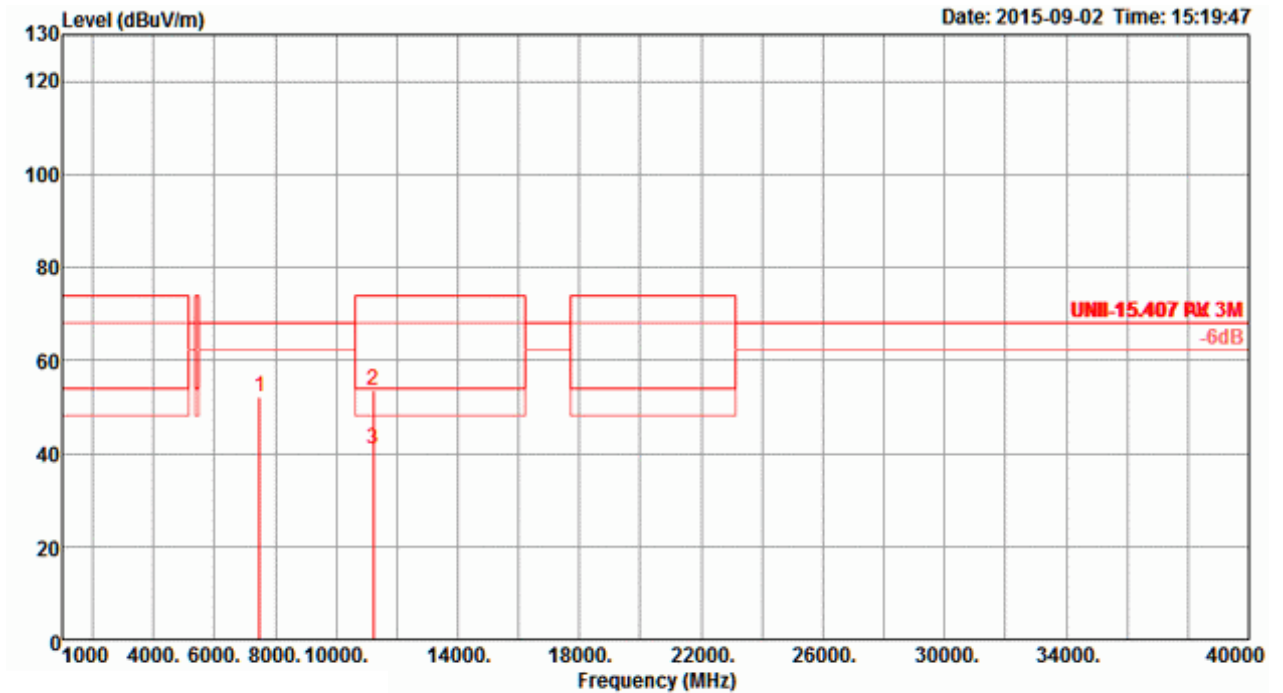
Vertical



	Freq	Level	Limit	Over	Read	CableAntenna	Preamp	T/Pos	A/Pos	Remark	Pol/Phase
	MHz	dBuV/m	dBuV/m	dB	dBuV	dB	dB/m	dB	deg	cm	
1	7373.38	49.74	68.20	-18.46	42.07	5.11	37.33	34.77	56	174 Peak	VERTICAL
2	11058.54	52.94	74.00	-21.06	42.48	6.42	38.70	34.66	332	174 Peak	VERTICAL
3	11059.50	39.14	54.00	-14.86	28.68	6.42	38.70	34.66	332	174 Average	VERTICAL

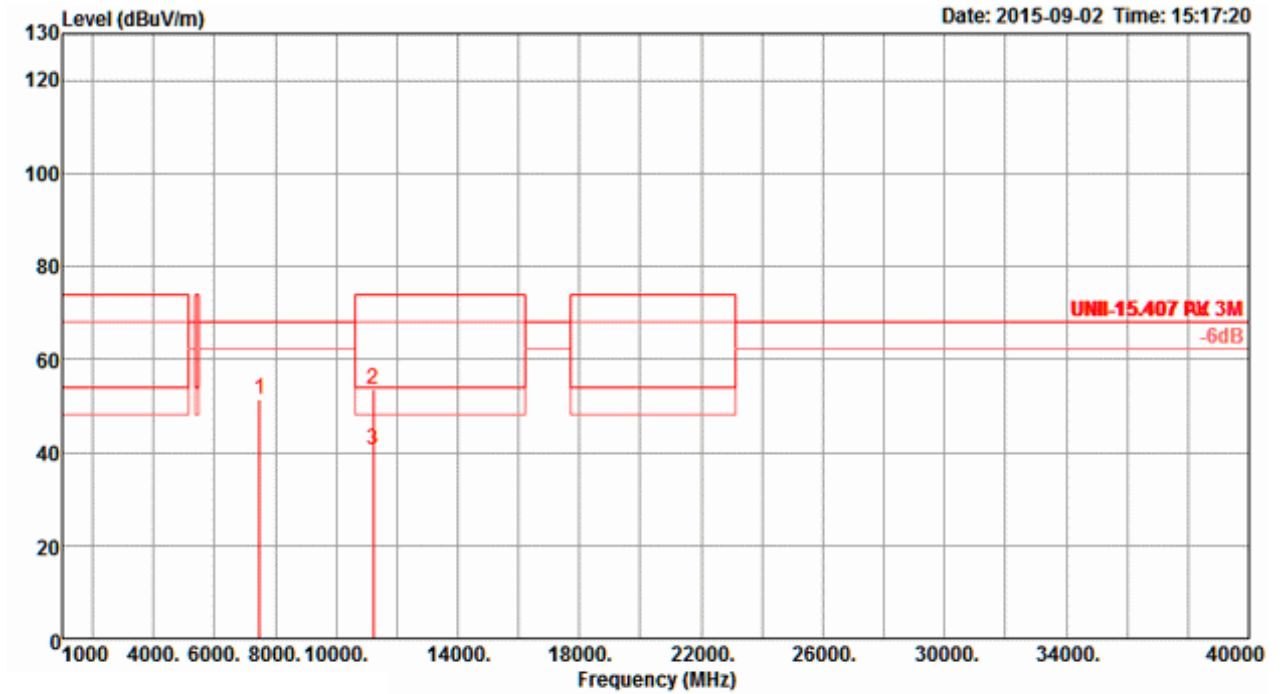
Temperature	26°C	Humidity	57%
Test Engineer	Roki Liu	Configurations	IEEE 802.11ac MCS0/Nss1 VHT80 CH 122 / Chain 5 + Chain 6 + Chain 7 + Chain 8

Horizontal



	Freq	Level	Limit	Over	Read	CableAntenna	Preamp	T/Pos	A/Pos	Remark	Pol/Phase
	MHz	dBuV/m	dBuV/m	dB	dBuV	dB	dB/m	dB	deg	cm	
1	7480.02	52.26	68.20	-15.94	44.43	5.14	37.48	34.79	70	171 Peak	HORIZONTAL
2	11211.68	53.42	74.00	-20.58	42.90	6.46	38.70	34.64	0	194 Peak	HORIZONTAL
3	11213.72	40.81	54.00	-13.19	30.29	6.46	38.70	34.64	0	194 Average	HORIZONTAL

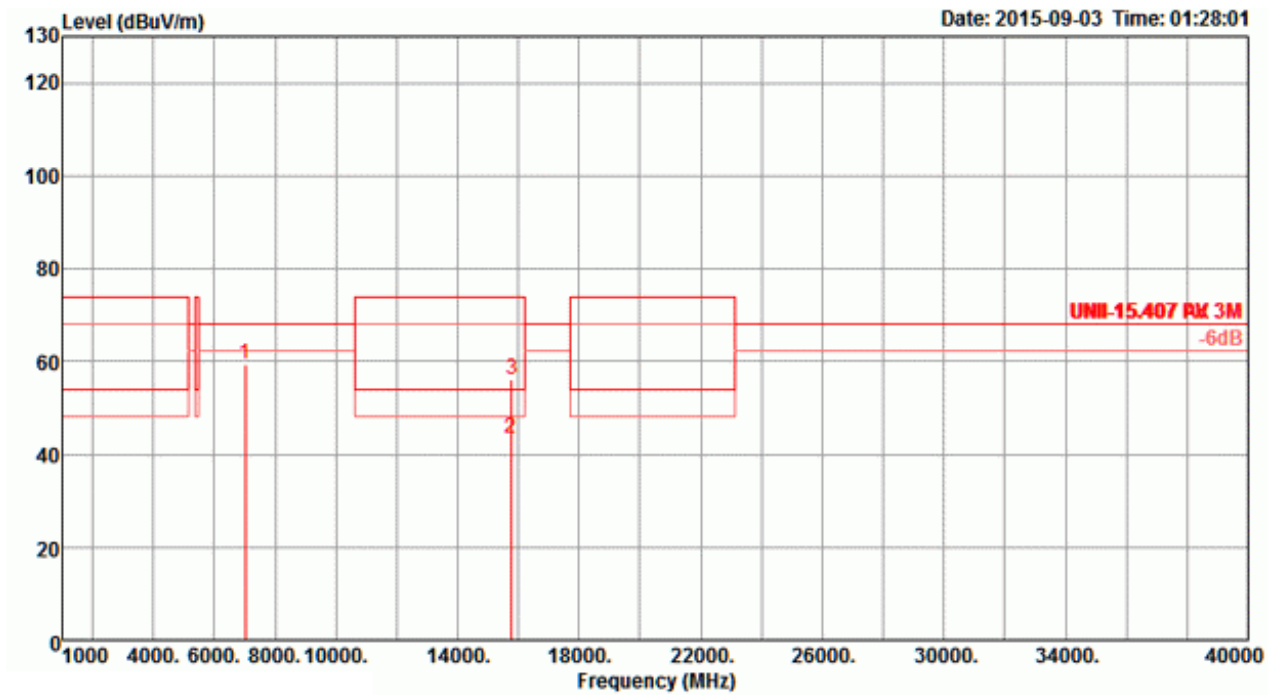
Vertical



	Freq	Level	Limit	Over	Read	CableAntenna	Preamp	T/Pos	A/Pos	Remark	Pol/Phase
	MHz	dBuV/m	dBuV/m	dB	dBuV	dB	dB/m	dB	deg	cm	
1	7479.91	51.36	68.20	-16.84	43.53	5.14	37.48	34.79	358	153 Peak	VERTICAL
2	11210.28	53.61	74.00	-20.39	43.09	6.46	38.70	34.64	350	160 Peak	VERTICAL
3	11211.12	40.62	54.00	-13.38	30.10	6.46	38.70	34.64	350	160 Average	VERTICAL

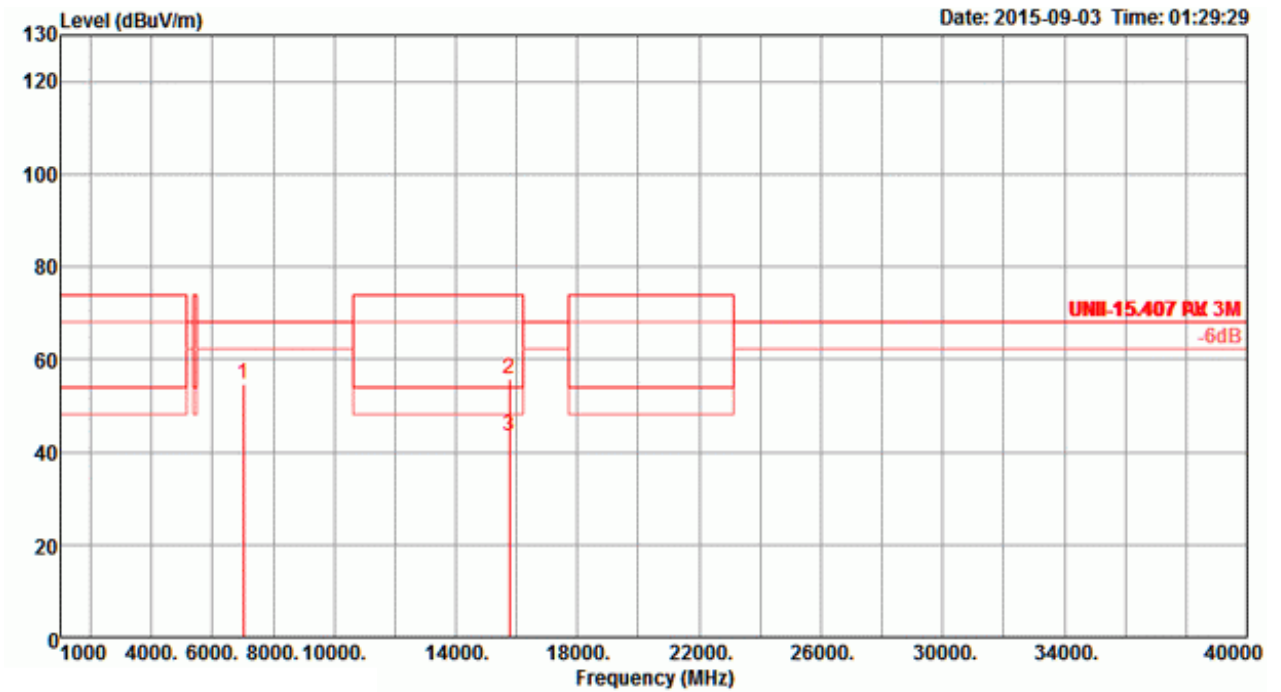
Temperature	26°C	Humidity	57%
Test Engineer	Roki Liu	Configurations	IEEE 802.11ac MCS0/Nss4 VHT20 CH 52 / Chain 5 + Chain 6 + Chain 7 + Chain 8

Horizontal



	Freq	Level	Limit	Over	Read	CableAntenna	Preamp	T/Pos	A/Pos	Remark	Pol/Phase
	MHz	dBuV/m	dBuV/m	dB	dBuV	dB	dB/m	deg	cm		
1	7013.29	59.35	68.20	-8.85	52.22	5.02	36.82	34.71	55	162 Peak	HORIZONTAL
2	15758.10	43.38	54.00	-10.62	32.00	7.63	38.57	34.82	95	208 Average	HORIZONTAL
3	15785.20	56.05	74.00	-17.95	44.62	7.64	38.63	34.84	95	208 Peak	HORIZONTAL

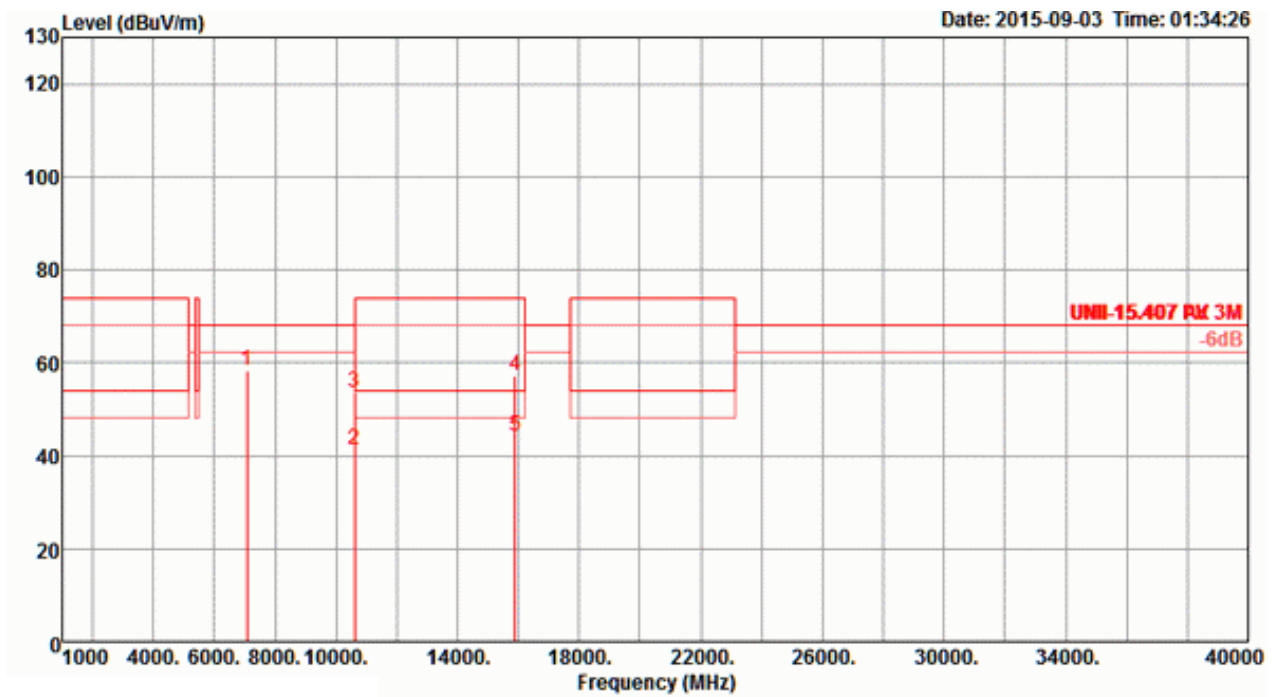
Vertical



	Freq	Level	Limit	Over	Read	CableAntenna	Preamp	T/Pos	A/Pos	Remark	Pol/Phase
	MHz	dBuV/m	dBuV/m	dB	dBuV	dB	dB/m	dB	deg	cm	
1	7013.39	54.75	68.20	-13.45	47.62	5.02	36.82	34.71	322	188 Peak	VERTICAL
2	15756.00	55.88	74.00	-18.12	44.50	7.63	38.57	34.82	28	187 Peak	VERTICAL
3	15756.00	43.51	54.00	-10.49	32.13	7.63	38.57	34.82	28	187 Average	VERTICAL

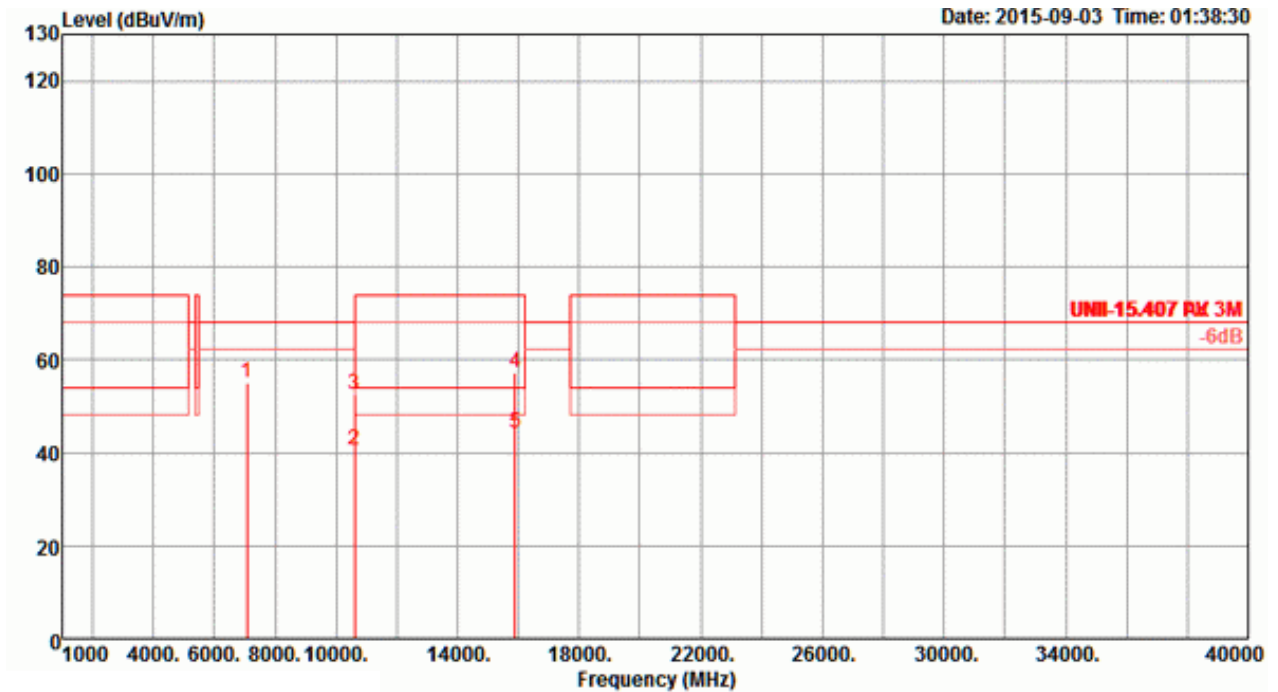
Temperature	26°C	Humidity	57%
Test Engineer	Roki Liu	Configurations	IEEE 802.11ac MCS0/Nss4 VHT20 CH 60 / Chain 5 + Chain 6 + Chain 7 + Chain 8

Horizontal



	Freq	Level	Limit	Over	Read	CableAntenna	Preamp	T/Pos	A/Pos	Remark	Pol/Phase
	MHz	dBuV/m	dBuV/m	dB	dBuV	dB	dB/m	dB	deg	cn	
1	7066.67	58.47	68.20	-9.73	51.26	5.03	36.90	34.72	59	143 Peak	HORIZONTAL
2	10600.90	41.39	54.00	-12.61	31.33	6.21	38.78	34.93	335	151 Average	HORIZONTAL
3	10601.70	53.46	74.00	-20.54	43.40	6.21	38.78	34.93	335	151 Peak	HORIZONTAL
4	15899.20	57.11	74.00	-16.89	45.55	7.68	38.81	34.93	245	163 Peak	HORIZONTAL
5	15907.80	44.31	54.00	-9.69	32.73	7.69	38.84	34.95	245	163 Average	HORIZONTAL

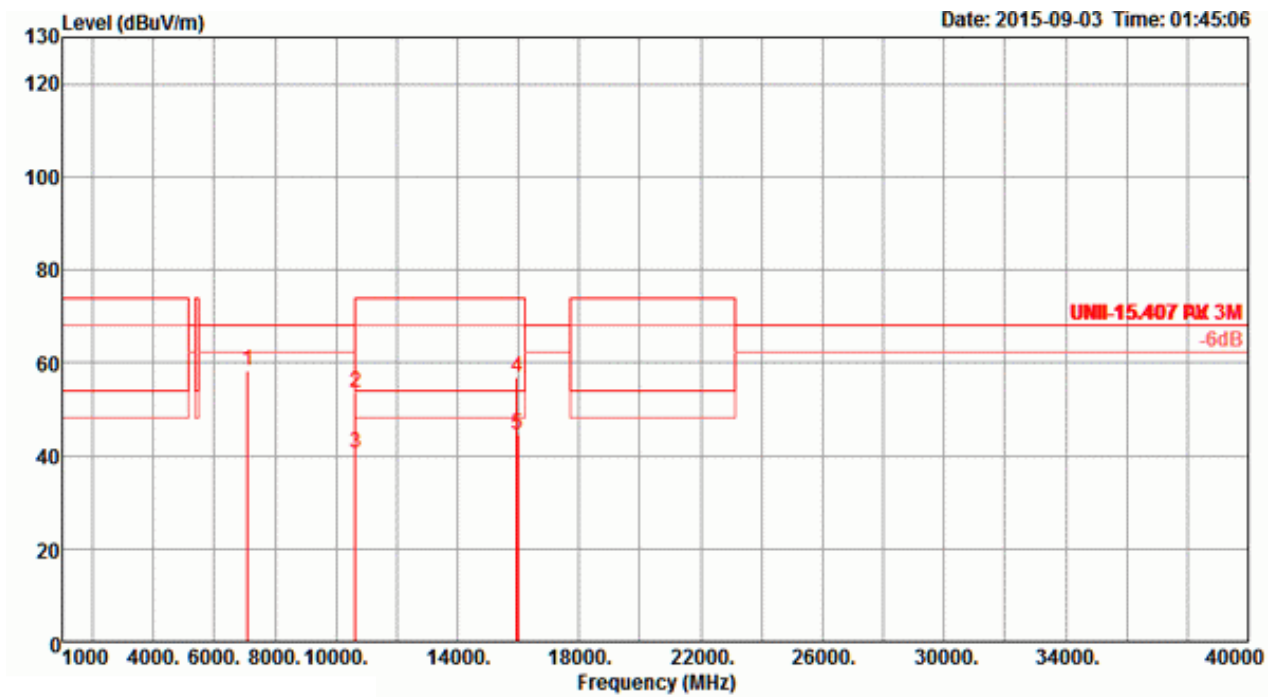
Vertical



	Freq	Level	Limit	Over	Read	CableAntenna	Preamp	T/Pos	A/Pos	Remark	Pol/Phase
	MHz	dBuV/m	dBuV/m	dB	dBuV	dB	dB/m	dB	deg	cm	
1	7066.63	54.86	68.20	-13.34	47.65	5.03	36.90	34.72	324	196 Peak	VERTICAL
2	10600.40	40.50	54.00	-13.50	30.46	6.21	38.78	34.95	302	157 Average	VERTICAL
3	10612.00	52.54	74.00	-21.46	42.48	6.21	38.78	34.93	302	157 Peak	VERTICAL
4	15890.40	57.04	74.00	-16.96	45.48	7.68	38.81	34.93	326	175 Peak	VERTICAL
5	15900.20	44.24	54.00	-9.76	32.68	7.68	38.81	34.93	326	175 Average	VERTICAL

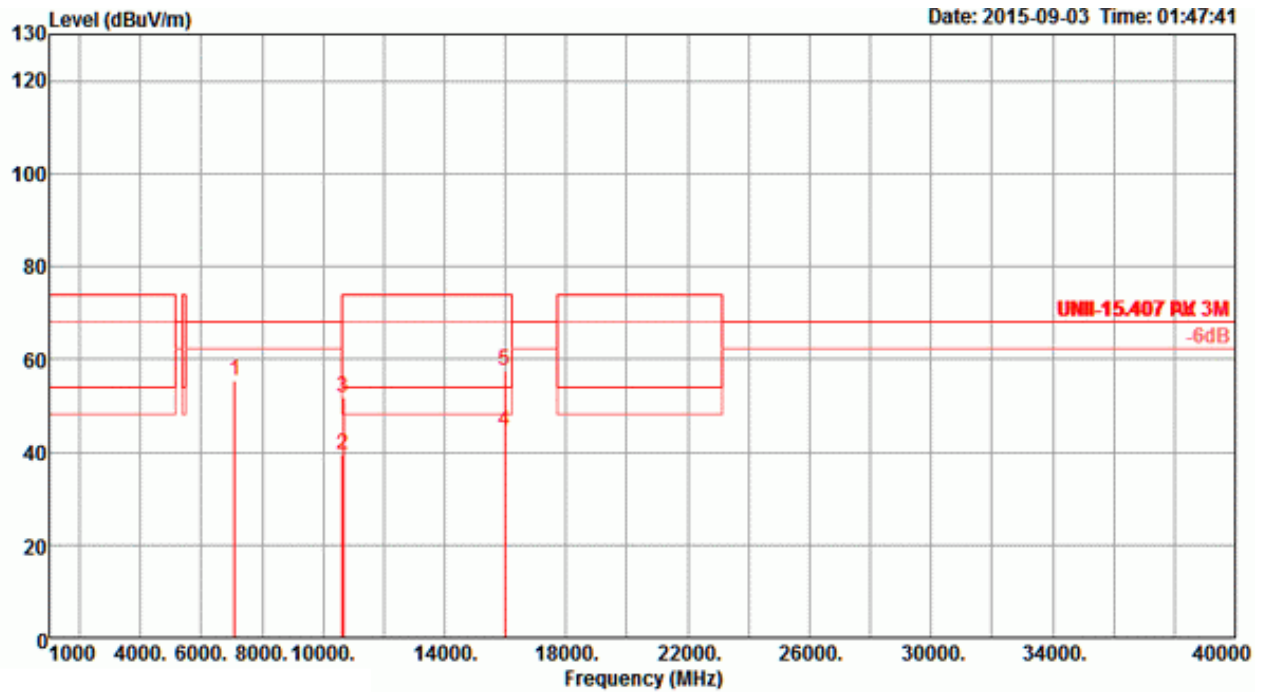
Temperature	26°C	Humidity	57%
Test Engineer	Roki Liu	Configurations	IEEE 802.11ac MCS0/Nss4 VHT20 CH 64 / Chain 5 + Chain 6 + Chain 7 + Chain 8

Horizontal



	Freq	Level	Limit	Over	Read	CableAntenna	Preamp	T/Pos	A/Pos	Remark	Pol/Phase
	MHz	dBuV/m	dBuV/m	dB	dBuV	dB	dB/m	dB	deg	cm	
1	7093.20	58.35	68.20	-9.85	51.12	5.04	36.92	34.73	57	164 Peak	HORIZONTAL
2	10637.00	53.53	74.00	-20.47	43.44	6.23	38.77	34.91	312	174 Peak	HORIZONTAL
3	10638.40	40.47	54.00	-13.53	30.38	6.23	38.77	34.91	312	174 Average	HORIZONTAL
4	15946.40	56.91	74.00	-17.09	45.28	7.70	38.91	34.98	286	153 Peak	HORIZONTAL
5	15977.50	44.65	54.00	-9.35	32.97	7.71	38.97	35.00	286	153 Average	HORIZONTAL

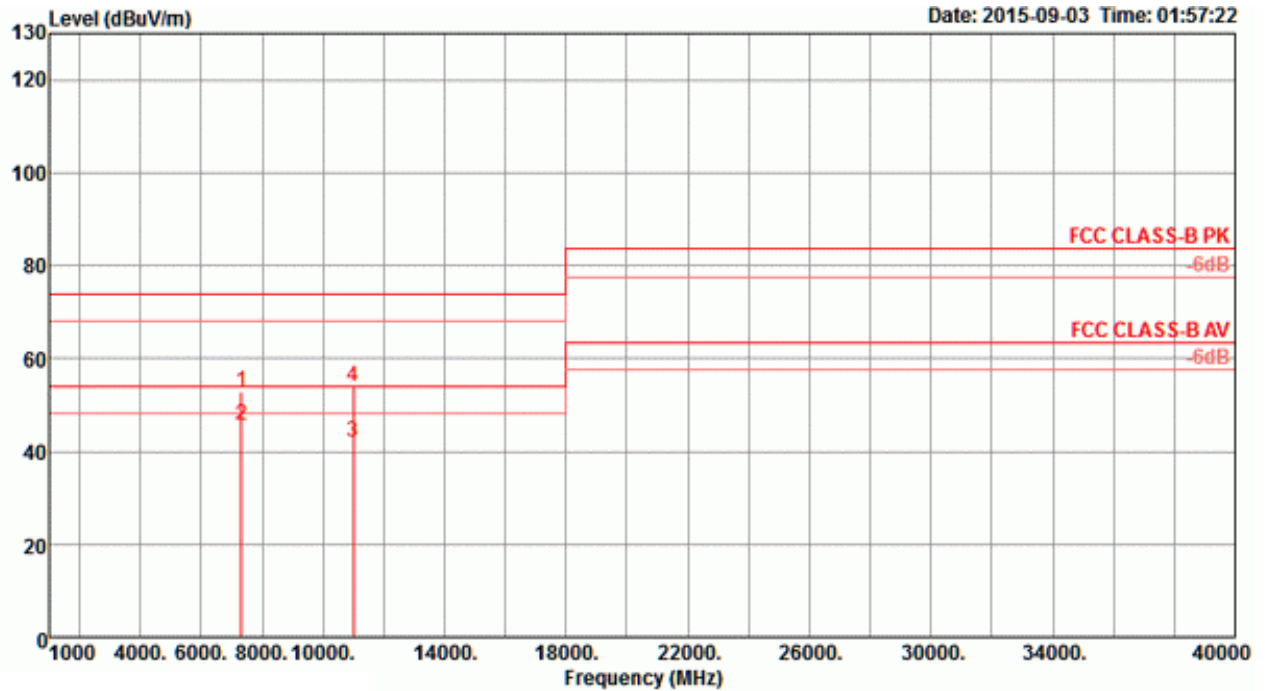
Vertical



	Freq	Level	Limit	Over	Read	CableAntenna	Preamp	T/Pos	A/Pos	Remark	Pol/Phase
	MHz	dBuV/m	dBuV/m	dB	dBuV	dB	dB/m	deg	cm		
1	7093.32	55.54	68.20	-12.66	48.31	5.04	36.92	325	200	Peak	VERTICAL
2	10634.30	39.64	54.00	-14.36	29.55	6.23	38.77	195	167	Average	VERTICAL
3	10656.40	51.83	74.00	-22.17	41.71	6.24	38.77	195	167	Peak	VERTICAL
4	15970.90	44.68	54.00	-9.32	33.00	7.71	38.97	233	169	Average	VERTICAL
5	15972.30	57.52	74.00	-16.48	45.84	7.71	38.97	233	169	Peak	VERTICAL

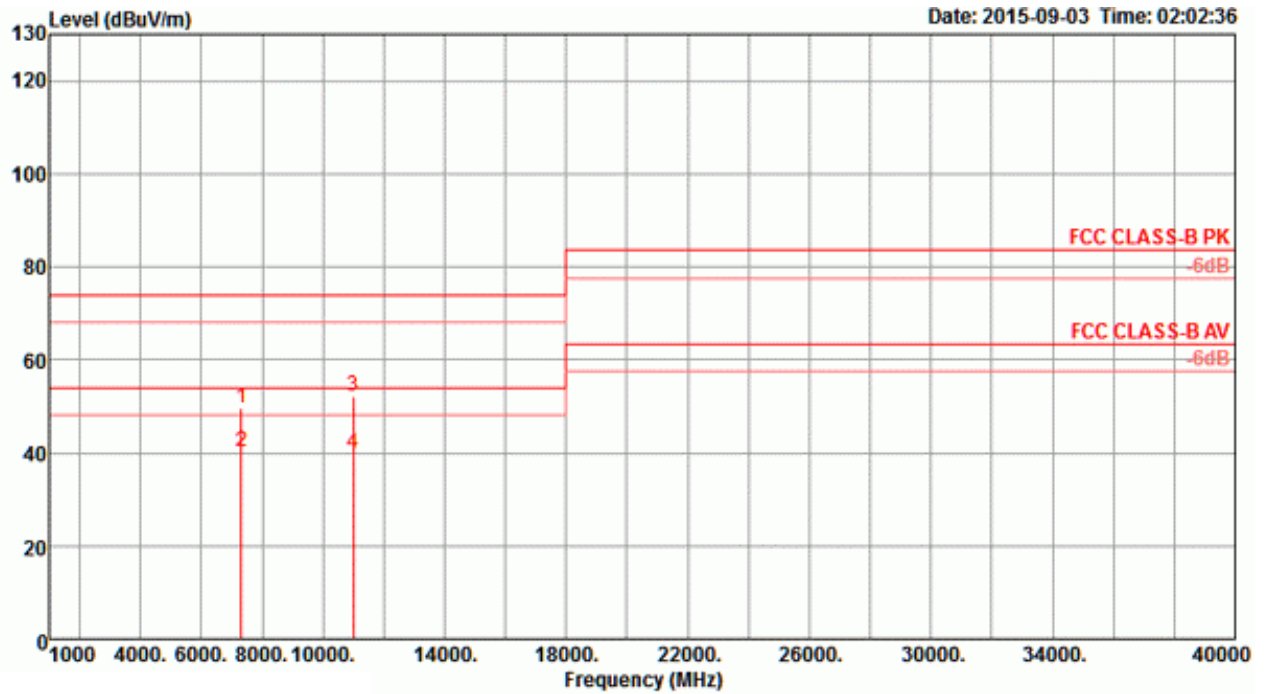
Temperature	26°C	Humidity	57%
Test Engineer	Roki Liu	Configurations	IEEE 802.11ac MCS0/Nss4 VHT20 CH 100 / Chain 5 + Chain 6 + Chain 7 + Chain 8

Horizontal



	Freq	Level	Limit	Over	Read	CableAntenna	Preamp	T/Pos	A/Pos	Remark	Pol/Phase
	MHz	dBuV/m	dBuV/m	dB	dBuV	dB	dB/m	dB	deg	cm	
1	7333.28	52.96	74.00	-21.04	45.34	5.10	37.28	34.76	51	168 Peak	HORIZONTAL
2	7333.31	45.80	54.00	-8.20	38.18	5.10	37.28	34.76	51	168 Average	HORIZONTAL
3	10999.30	41.93	54.00	-12.07	31.49	6.40	38.70	34.66	327	201 Average	HORIZONTAL
4	11003.90	53.82	74.00	-20.18	43.38	6.40	38.70	34.66	327	201 Peak	HORIZONTAL

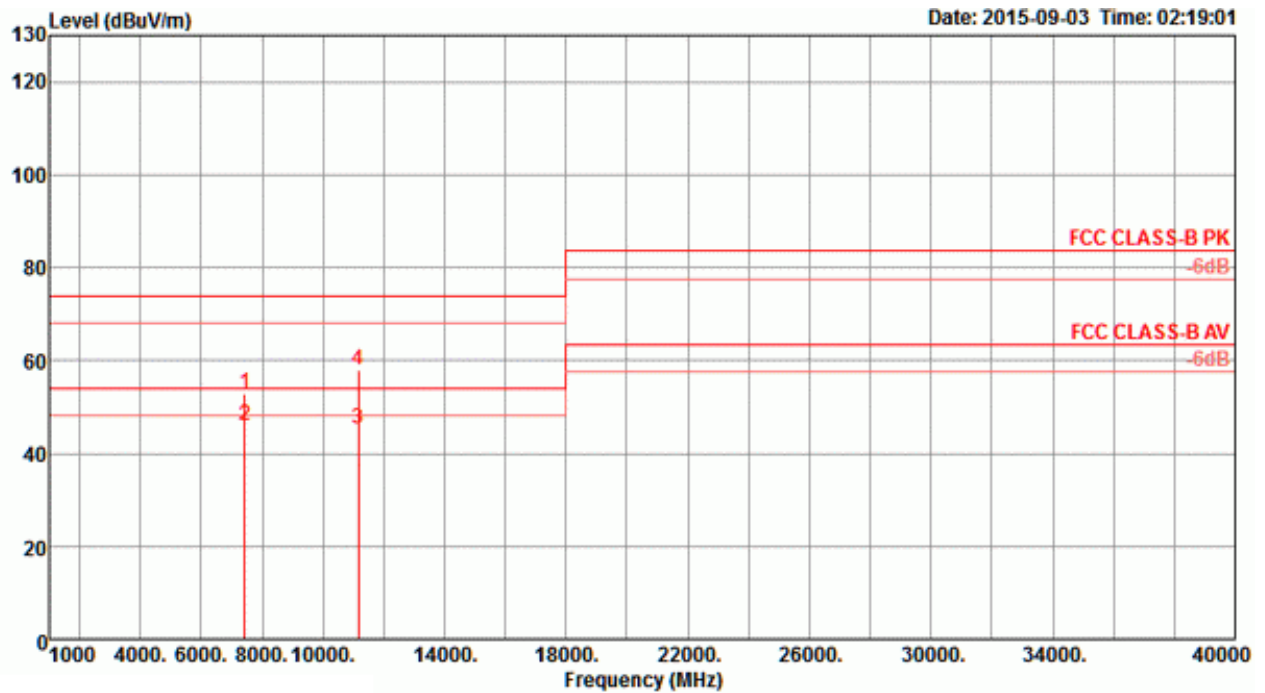
Vertical



	Freq	Level	Limit	Over	Read	Cable	Antenna	Preamp	T/Pos	A/Pos	Remark	Pol/Phase
	MHz	dBuV/m	dBuV/m	dB	dBuV	dB	dB/m	dB	deg	cm		
1	7333.27	49.73	74.00	-24.27	42.11	5.10	37.28	34.76	6	172	Peak	VERTICAL
2	7333.36	40.18	54.00	-13.82	32.56	5.10	37.28	34.76	6	172	Average	VERTICAL
3	10986.50	52.31	74.00	-21.69	41.88	6.39	38.70	34.66	301	192	Peak	VERTICAL
4	11001.70	39.66	54.00	-14.34	29.22	6.40	38.70	34.66	301	192	Average	VERTICAL

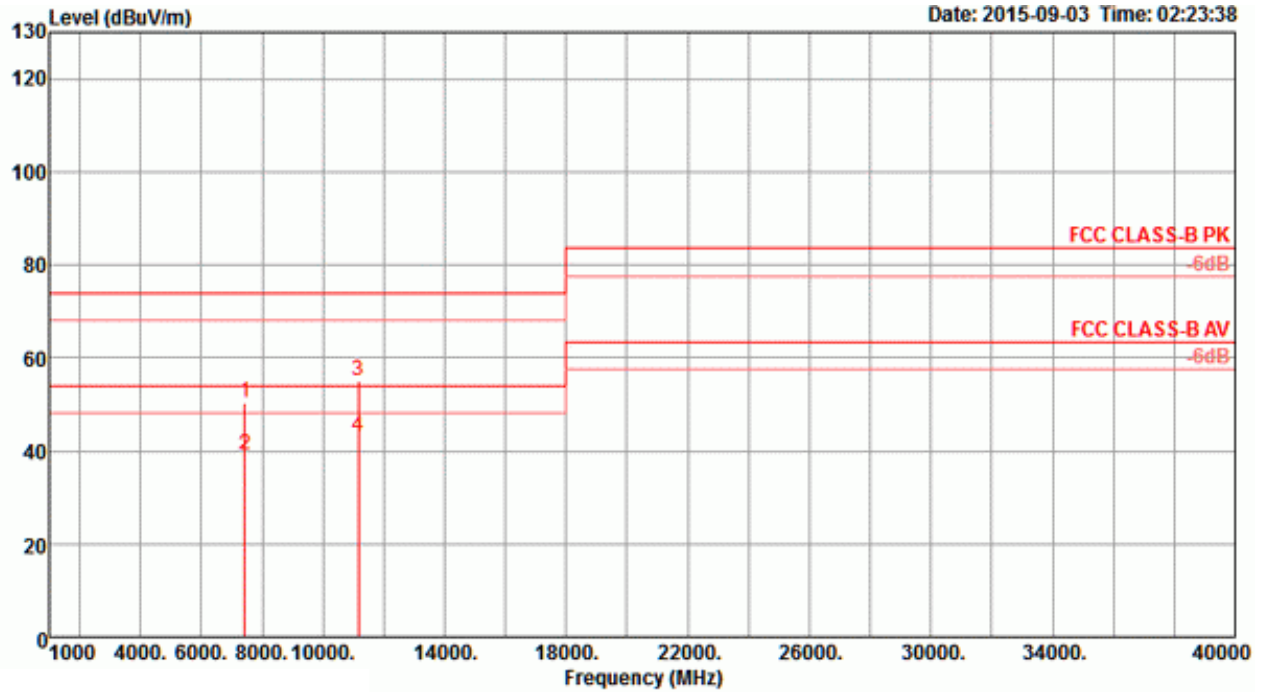
Temperature	26°C	Humidity	57%
Test Engineer	Roki Liu	Configurations	IEEE 802.11ac MCS0/Nss4 VHT20 CH 116 / Chain 5 + Chain 6 + Chain 7 + Chain 8

Horizontal



	Freq	Level	Limit	Over	Read	CableAntenna	Preamp	T/Pos	A/Pos	Remark	Pol/Phase
	MHz	dBuV/m	dBuV/m	dB	dBuV	dB	dB/m	dB	deg	cm	
1	7439.86	52.89	74.00	-21.11	45.11	5.13	37.43	34.78	276	151 Peak	HORIZONTAL
2	7439.97	46.16	54.00	-7.84	38.38	5.13	37.43	34.78	276	151 Average	HORIZONTAL
3	11159.40	45.43	54.00	-8.57	34.94	6.44	38.70	34.65	331	197 Average	HORIZONTAL
4	11162.00	57.81	74.00	-16.19	47.32	6.44	38.70	34.65	331	197 Peak	HORIZONTAL

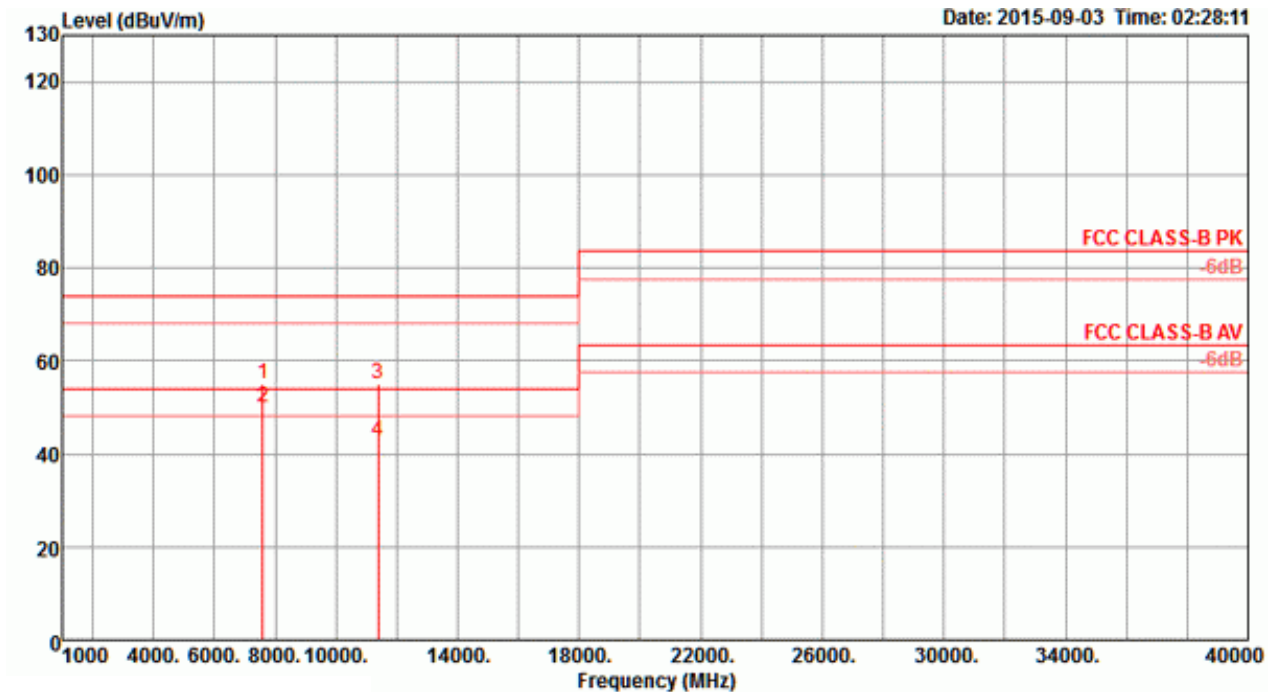
Vertical



	Freq	Level	Limit	Over	Read	Cable	Antenna	Preamp	T/Pos	A/Pos	Remark	Pol/Phase
	MHz	dBuV/m	dBuV/m	dB	dBuV	dB	dB/m	dB	deg	cm		
1	7438.53	50.41	74.00	-23.59	42.63	5.13	37.43	34.78	359	163	Peak	VERTICAL
2	7440.03	39.01	54.00	-14.99	31.23	5.13	37.43	34.78	359	163	Average	VERTICAL
3	11155.60	55.05	74.00	-18.95	44.56	6.44	38.70	34.65	28	143	Peak	VERTICAL
4	11159.70	43.21	54.00	-10.79	32.72	6.44	38.70	34.65	28	143	Average	VERTICAL

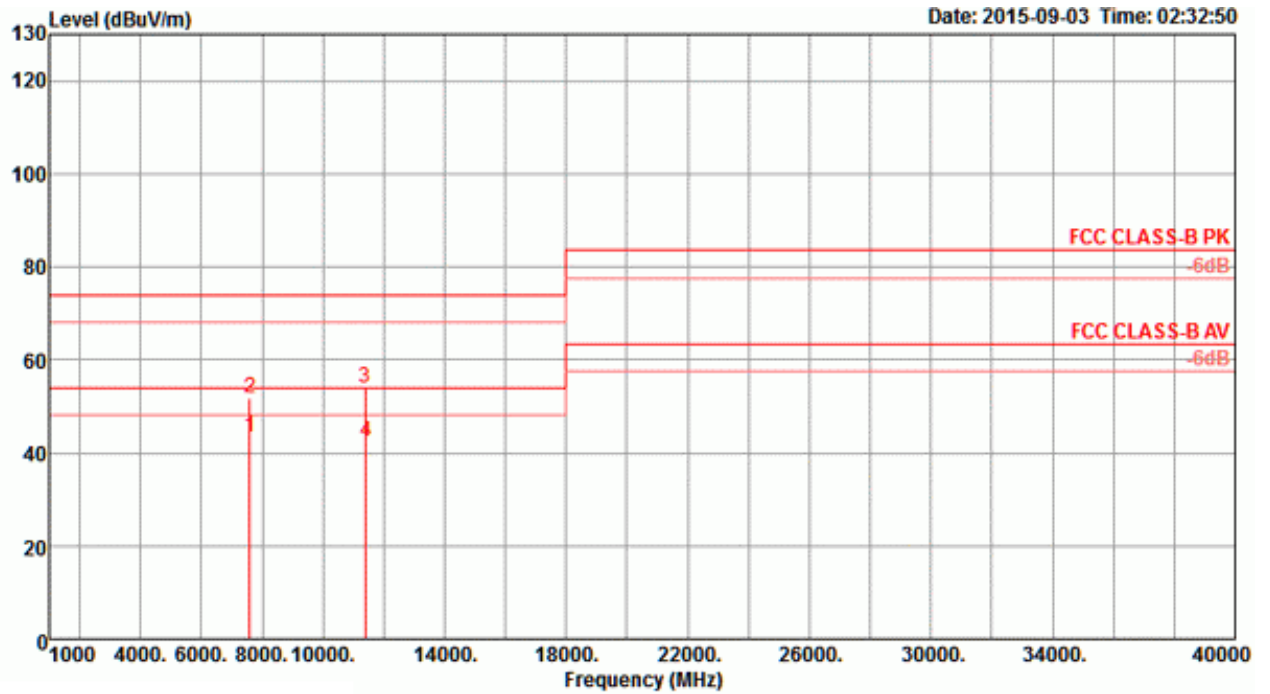
Temperature	26°C	Humidity	57%
Test Engineer	Roki Liu	Configurations	IEEE 802.11ac MCS0/Nss4 VHT20 CH 140 / Chain 5 + Chain 6 + Chain 7 + Chain 8

Horizontal



	Freq	Level	Limit	Over	Read	Cable	Antenna	Preamp	T/Pos	A/Pos	Remark	Pol/Phase
	MHz	dBuV/m	dBuV/m	dB	dBuV	dB	dB/m	dB	deg	cm		
1	7599.98	55.16	74.00	-18.84	47.34	5.19	37.46	34.83	274	146	Peak	HORIZONTAL
2	7599.98	49.80	54.00	-4.20	41.98	5.19	37.46	34.83	274	146	Average	HORIZONTAL
3	11399.30	55.09	74.00	-18.91	44.51	6.51	38.70	34.63	335	153	Peak	HORIZONTAL
4	11399.50	42.56	54.00	-11.44	31.98	6.51	38.70	34.63	335	153	Average	HORIZONTAL

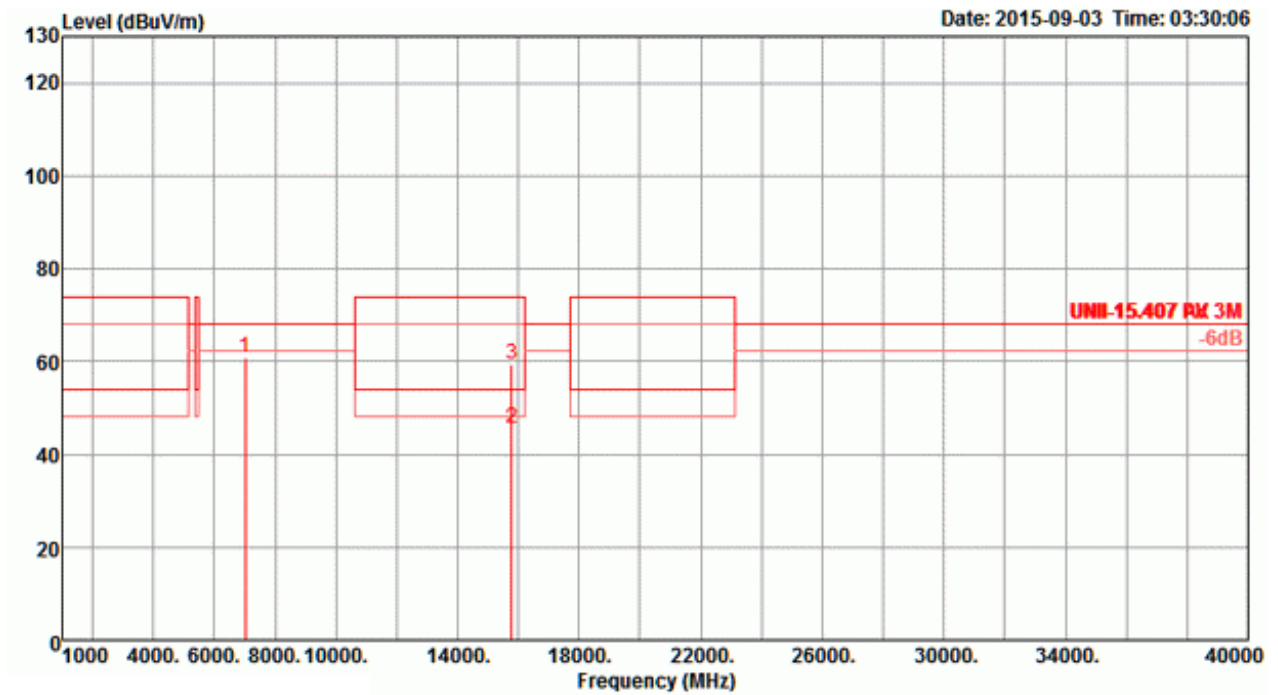
Vertical



	Freq	Level	Limit	Over	Read	Cable	Antenna	Preamp	T/Pos	A/Pos	Remark	Pol/Phase
	MHz	dBuV/m	dBuV/m	dB	dBuV	dB	dB/m	dB	deg	cm		
1	7600.00	43.44	54.00	-10.56	35.62	5.19	37.46	34.83	360	151	Average	VERTICAL
2	7600.02	51.72	74.00	-22.28	43.90	5.19	37.46	34.83	360	151	Peak	VERTICAL
3	11395.20	54.10	74.00	-19.90	43.52	6.51	38.70	34.63	19	150	Peak	VERTICAL
4	11400.60	42.45	54.00	-11.55	31.87	6.51	38.70	34.63	19	150	Average	VERTICAL

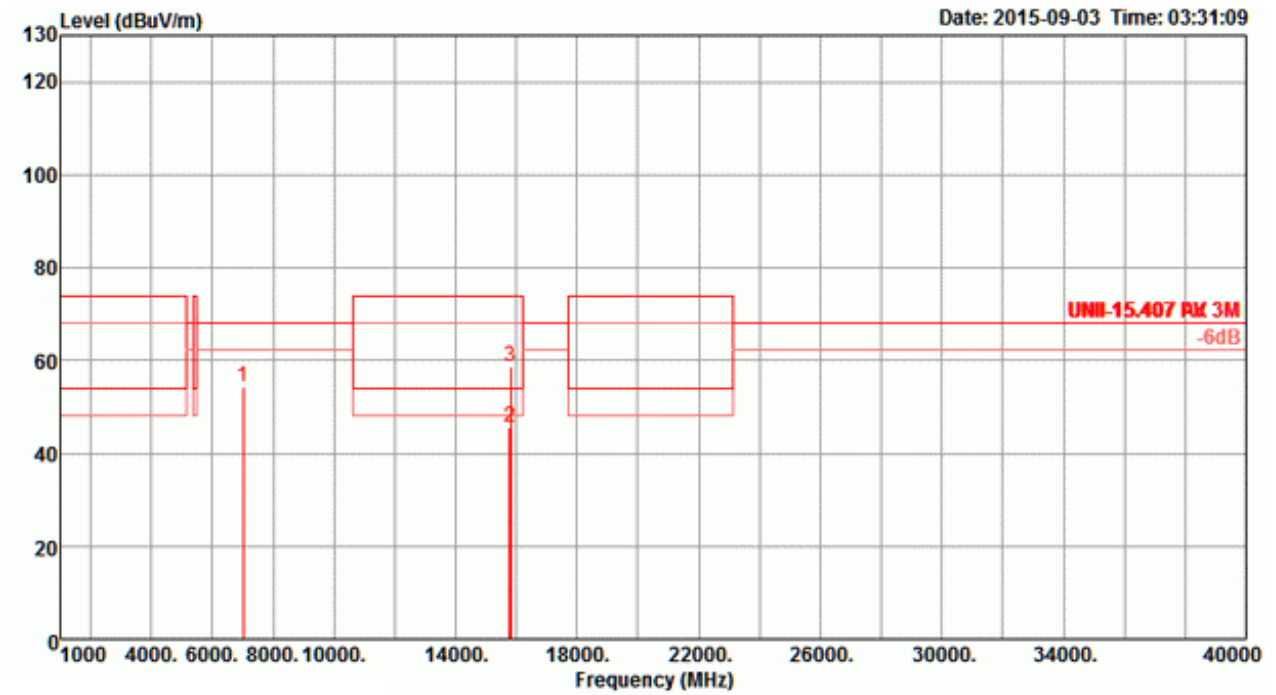
Temperature	26°C	Humidity	57%
Test Engineer	Roki Liu	Configurations	IEEE 802.11ac MCS0/Nss4 VHT40 CH 54 / Chain 5 + Chain 6 + Chain 7 + Chain 8

Horizontal



	Freq	Level	Limit	Over	Read	CableAntenna	Preamp	T/Pos	A/Pos	Remark	Pol/Phase
	MHz	dBuV/m	dBuV/m	dB	dBuV	dB	dB/m	dB	deg	cm	
1	7026.54	60.95	68.20	-7.25	53.79	5.02	36.85	34.71	54	164 Peak	HORIZONTAL
2	15788.60	45.72	54.00	-8.28	34.29	7.64	38.63	34.84	80	178 Average	HORIZONTAL
3	15792.70	59.40	74.00	-14.60	47.97	7.64	38.63	34.84	80	178 Peak	HORIZONTAL

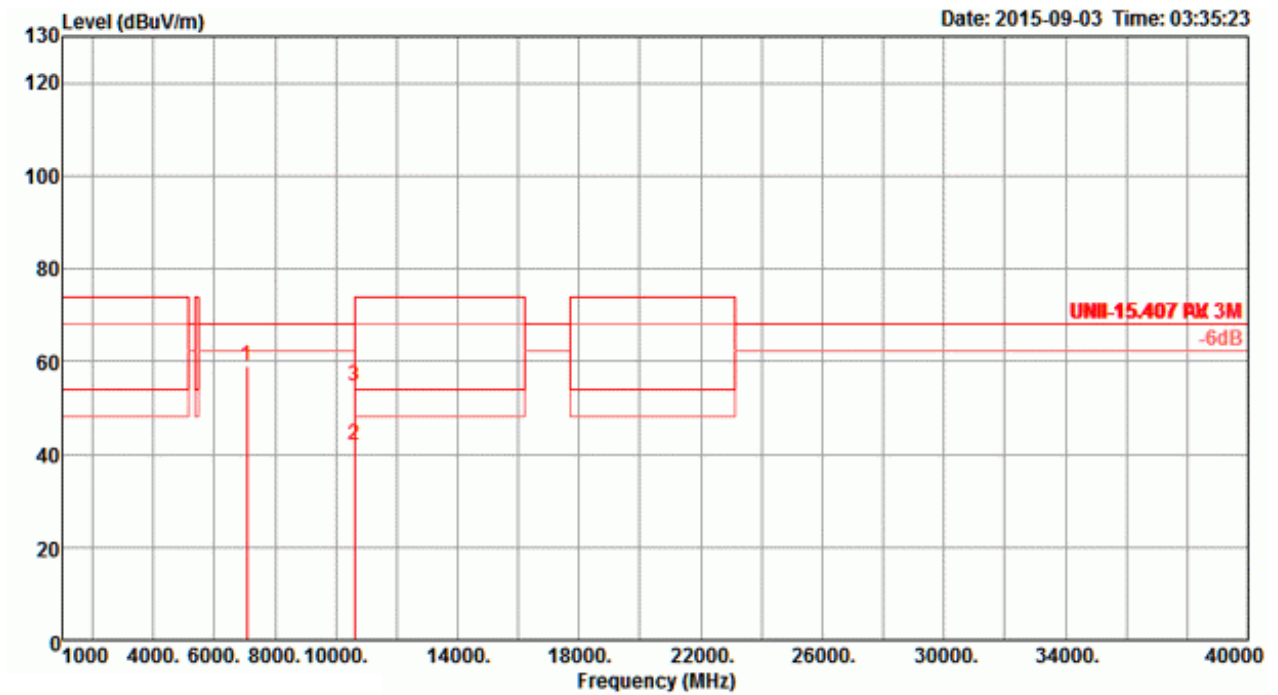
Vertical



	Freq	Level	Limit	Over	Read	CableAntenna	Preamp	T/Pos	A/Pos	Remark	Pol/Phase
	MHz	dBuV/m	dBuV/m	dB	dBuV	dB	dB/m	dB	deg	cm	
1	7026.75	54.31	68.20	-13.89	47.15	5.02	36.85	34.71	147	179 Peak	VERTICAL
2	15785.70	45.55	54.00	-8.45	34.12	7.64	38.63	34.84	127	170 Average	VERTICAL
3	15798.50	58.68	74.00	-15.32	47.25	7.64	38.63	34.84	127	170 Peak	VERTICAL

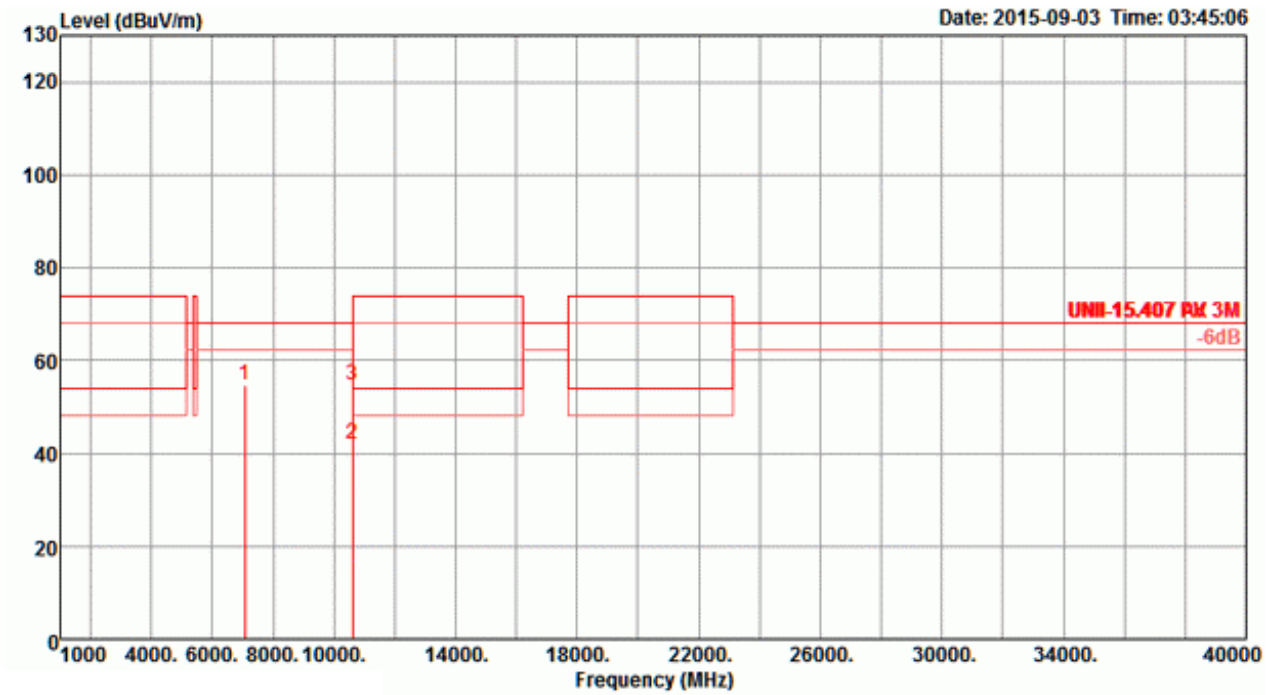
Temperature	26°C	Humidity	57%
Test Engineer	Roki Liu	Configurations	IEEE 802.11ac MCS0/Nss4 VHT40 CH 62 / Chain 5 + Chain 6 + Chain 7 + Chain 8

Horizontal



	Freq	Level	Limit	Over	Read	CableAntenna	Preamp	T/Pos	A/Pos	Remark	Pol/Phase
	MHz	dBuV/m	dBuV/m	dB	dBuV	dB	dB/m	dB	deg	cm	
1	7079.91	58.87	68.20	-9.33	51.63	5.04	36.92	34.72	54	160 Peak	HORIZONTAL
2	10601.80	42.16	54.00	-11.84	32.10	6.21	38.78	34.93	93	157 Average	HORIZONTAL
3	10611.00	54.84	74.00	-19.16	44.78	6.21	38.78	34.93	93	157 Peak	HORIZONTAL

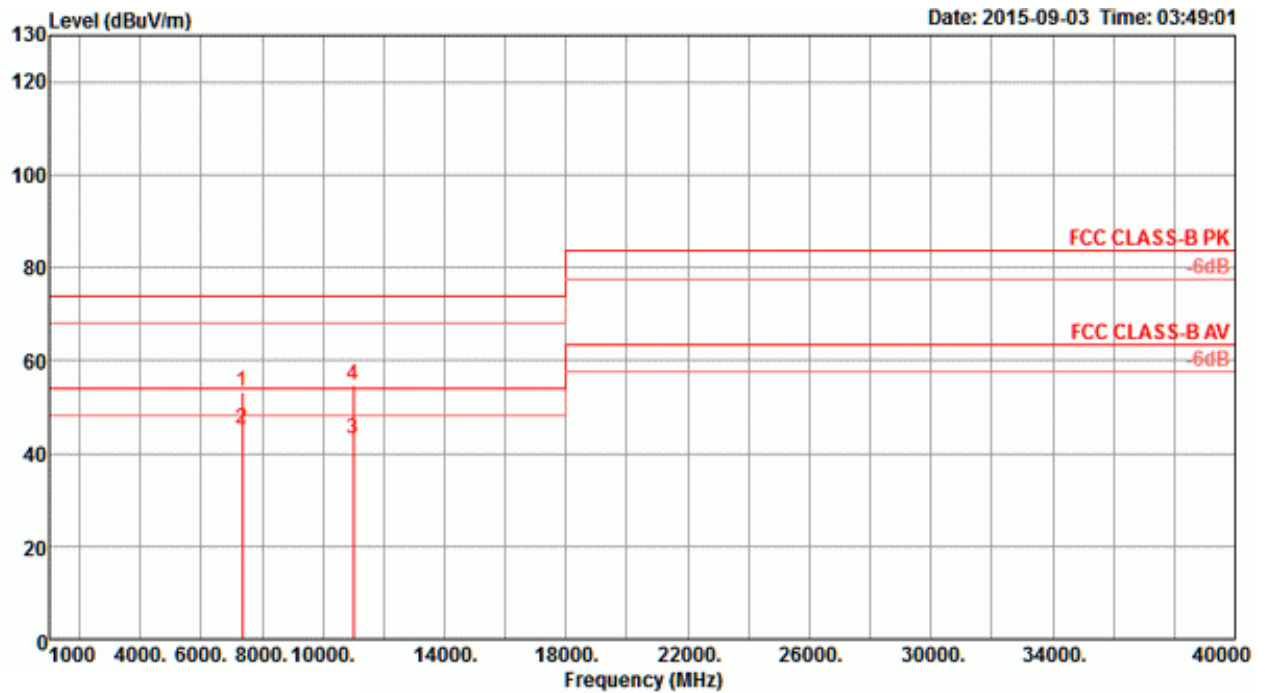
Vertical



	Freq	Level	Limit	Over	Read	CableAntenna	Preamp	T/Pos	A/Pos	Remark	Pol/Phase	
	MHz	dBuV/m	dBuV/m	dB	dBuV	dB	dB/m	dB	deg	cm		
1	7079.66	54.71	68.20	-13.49	47.47	5.04	36.92	34.72	142	153	Peak	VERTICAL
2	10598.20	41.86	68.20	-26.34	31.82	6.21	38.78	34.95	113	152	Average	VERTICAL
3	10622.10	54.69	74.00	-19.31	44.62	6.22	38.78	34.93	113	152	Peak	VERTICAL

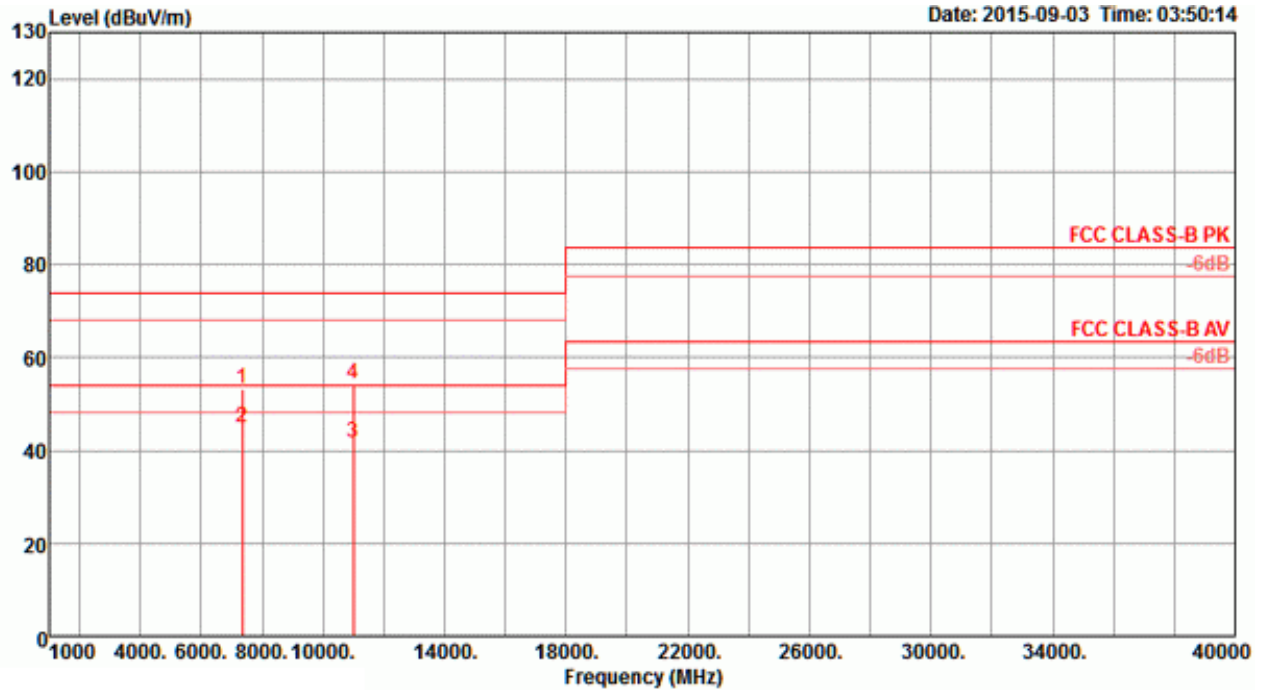
Temperature	26°C	Humidity	57%
Test Engineer	Roki Liu	Configurations	IEEE 802.11ac MCS0/Nss4 VHT40 CH 102 / Chain 5 + Chain 6 + Chain 7 + Chain 8

Horizontal



	Freq	Level	Limit	Over	Read	CableAntenna	Preamp	T/Pos	A/Pos	Remark	Pol/Phase	
	MHz	dBuV/m	dBuV/m	dB	dBuV	dB	dB/m	dB	deg	cm		
1	7346.44	53.38	74.00	-20.62	45.77	5.10	37.28	34.77	270	173	Peak	HORIZONTAL
2	7346.64	45.19	54.00	-8.81	37.58	5.10	37.28	34.77	270	173	Average	HORIZONTAL
3	10999.20	43.00	54.00	-11.00	32.56	6.40	38.70	34.66	335	172	Average	HORIZONTAL
4	11005.90	54.73	74.00	-19.27	44.29	6.40	38.70	34.66	335	172	Peak	HORIZONTAL

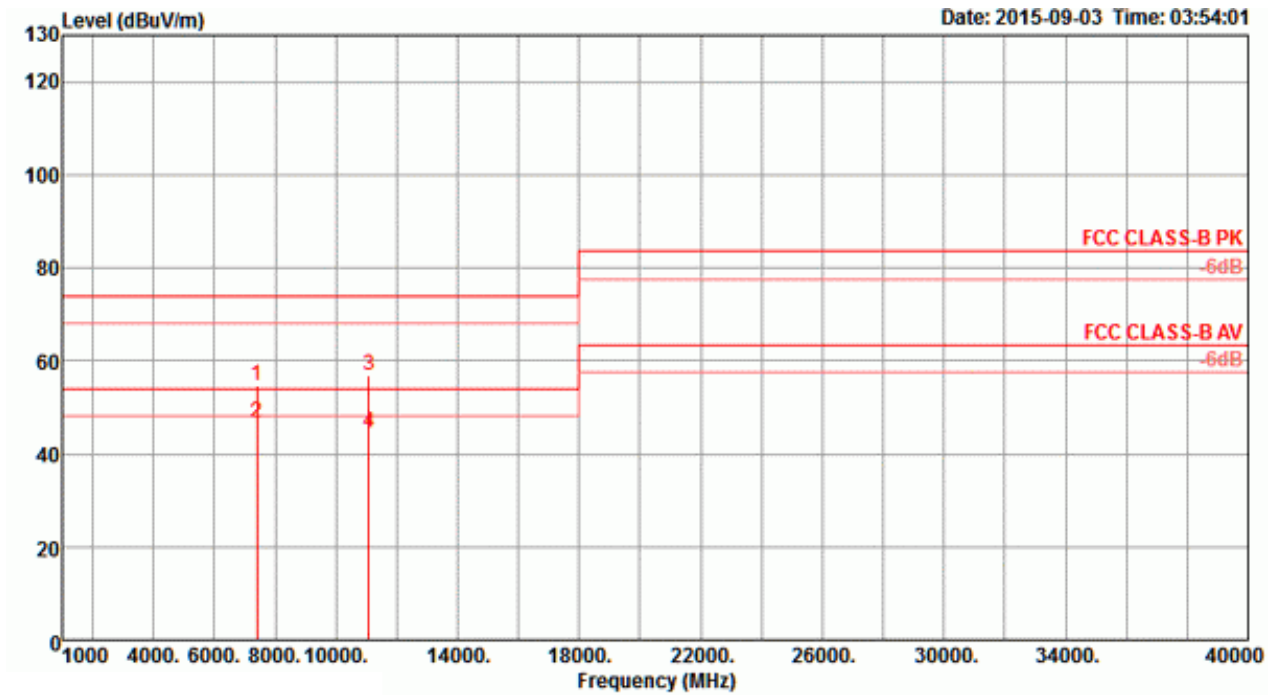
Vertical



	Freq	Level	Limit	Over	Read	Cable	Antenna	Preamp	T/Pos	A/Pos	Remark	Pol/Phase
	MHz	dBuV/m	dBuV/m	dB	dBuV	dB	dB/m	dB	deg	cm		
1	7346.61	53.38	74.00	-20.62	45.77	5.10	37.28	34.77	280	155	Peak	VERTICAL
2	7346.64	44.81	54.00	-9.19	37.20	5.10	37.28	34.77	280	155	Average	VERTICAL
3	11004.00	41.49	54.00	-12.51	31.05	6.40	38.70	34.66	297	161	Average	VERTICAL
4	11010.60	54.33	74.00	-19.67	43.89	6.40	38.70	34.66	297	161	Peak	VERTICAL

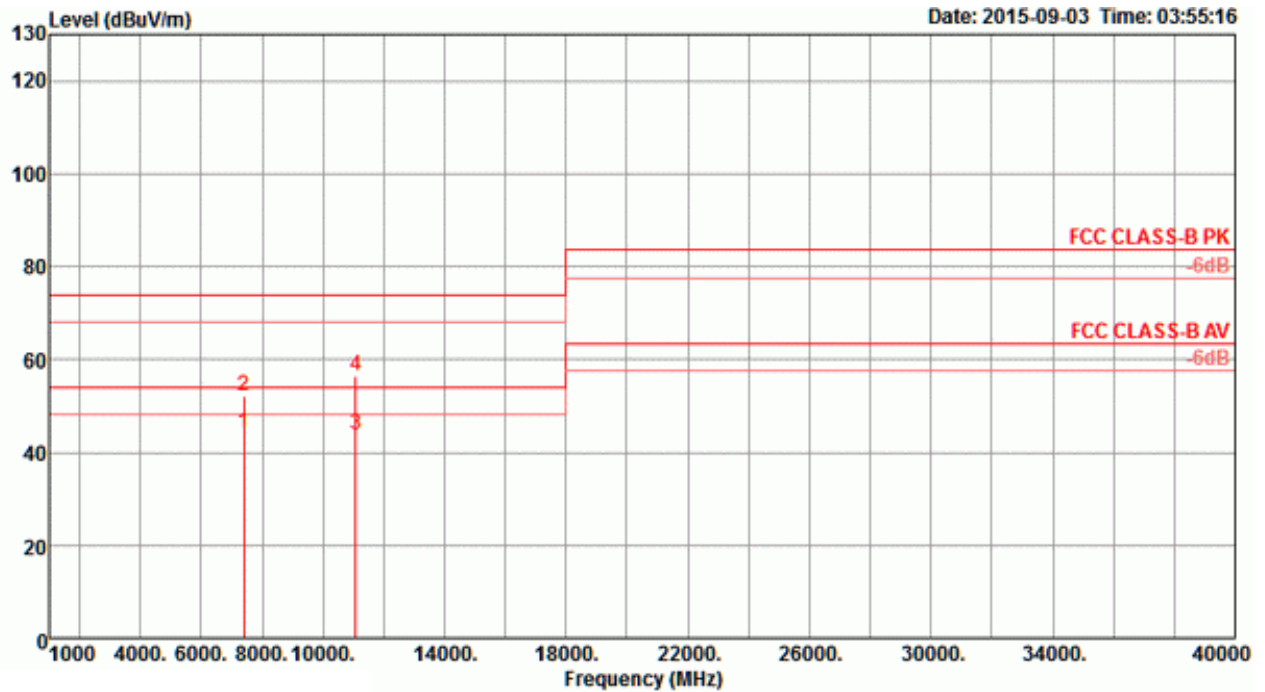
Temperature	26°C	Humidity	57%
Test Engineer	Roki Liu	Configurations	IEEE 802.11ac MCS0/Nss4 VHT40 CH 110 / Chain 5 + Chain 6 + Chain 7 + Chain 8

Horizontal



	Freq	Level	Limit	Over	Read	Cable	Antenna	Preamp	T/Pos	A/Pos	Remark	Pol/Phase
	MHz	dBuV/m	dBuV/m	dB	dBuV	dB	dB/m	dB	deg	cm		
1	7399.80	54.61	74.00	-19.39	46.90	5.12	37.36	34.77	55	154	Peak	HORIZONTAL
2	7400.08	46.76	54.00	-7.24	39.05	5.12	37.36	34.77	55	154	Average	HORIZONTAL
3	11074.20	56.96	74.00	-17.04	46.49	6.42	38.70	34.65	47	152	Peak	HORIZONTAL
4	11081.20	44.51	54.00	-9.49	34.04	6.42	38.70	34.65	47	152	Average	HORIZONTAL

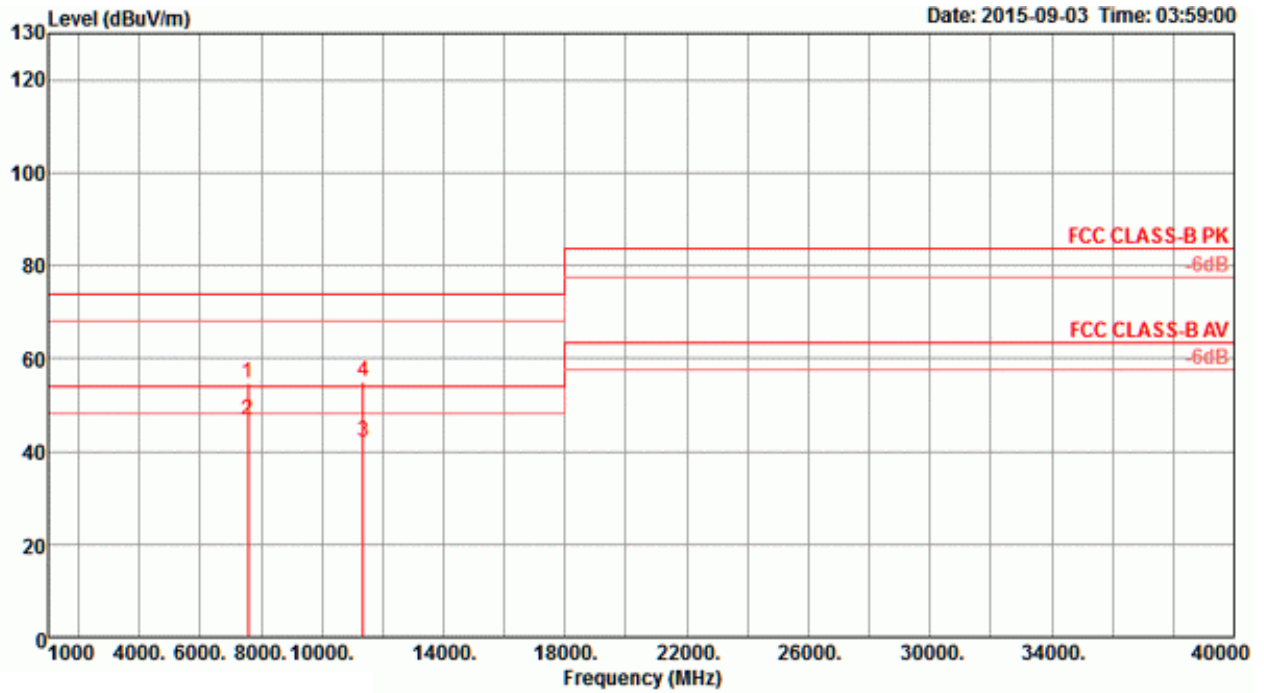
Vertical



	Freq	Level	Limit	Over	Read	Cable	Antenna	Preamp	T/Pos	A/Pos	Remark	Pol/Phase
	MHz	dBuV/m	dBuV/m	dB	dBuV	dB	dB/m	dB	deg	cm		
1	7400.00	44.01	54.00	-9.99	36.30	5.12	37.36	34.77	57	148	Average	VERTICAL
2	7400.20	52.09	74.00	-21.91	44.38	5.12	37.36	34.77	57	148	Peak	VERTICAL
3	11080.60	43.82	54.00	-10.18	33.35	6.42	38.70	34.65	54	149	Average	VERTICAL
4	11080.80	56.52	74.00	-17.48	46.05	6.42	38.70	34.65	54	149	Peak	VERTICAL

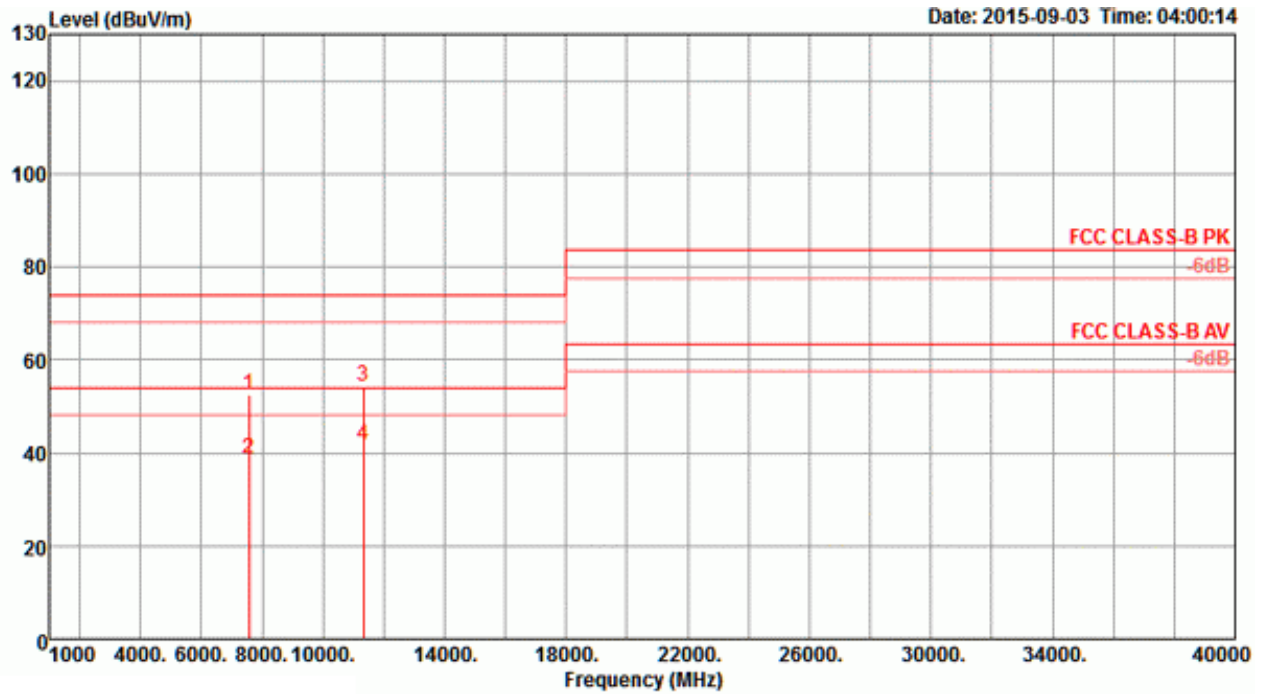
Temperature	26°C	Humidity	57%
Test Engineer	Roki Liu	Configurations	IEEE 802.11ac MCS0/Nss4 VHT40 CH 134 / Chain 5 + Chain 6 + Chain 7 + Chain 8

Horizontal



	Freq	Level	Limit	Over	Read	CableAntenna	Preamp	T/Pos	A/Pos	Remark	Pol/Phase
	MHz	dBuV/m	dBuV/m	dB	dBuV	dB	dB/m	dB	deg	cm	
1	7560.01	54.77	74.00	-19.23	46.94	5.17	37.47	34.81	20	159 Peak	HORIZONTAL
2	7560.02	46.79	54.00	-7.21	38.96	5.17	37.47	34.81	20	159 Average	HORIZONTAL
3	11346.80	42.16	54.00	-11.84	31.59	6.50	38.70	34.63	84	166 Average	HORIZONTAL
4	11354.80	54.94	74.00	-19.06	44.37	6.50	38.70	34.63	84	166 Peak	HORIZONTAL

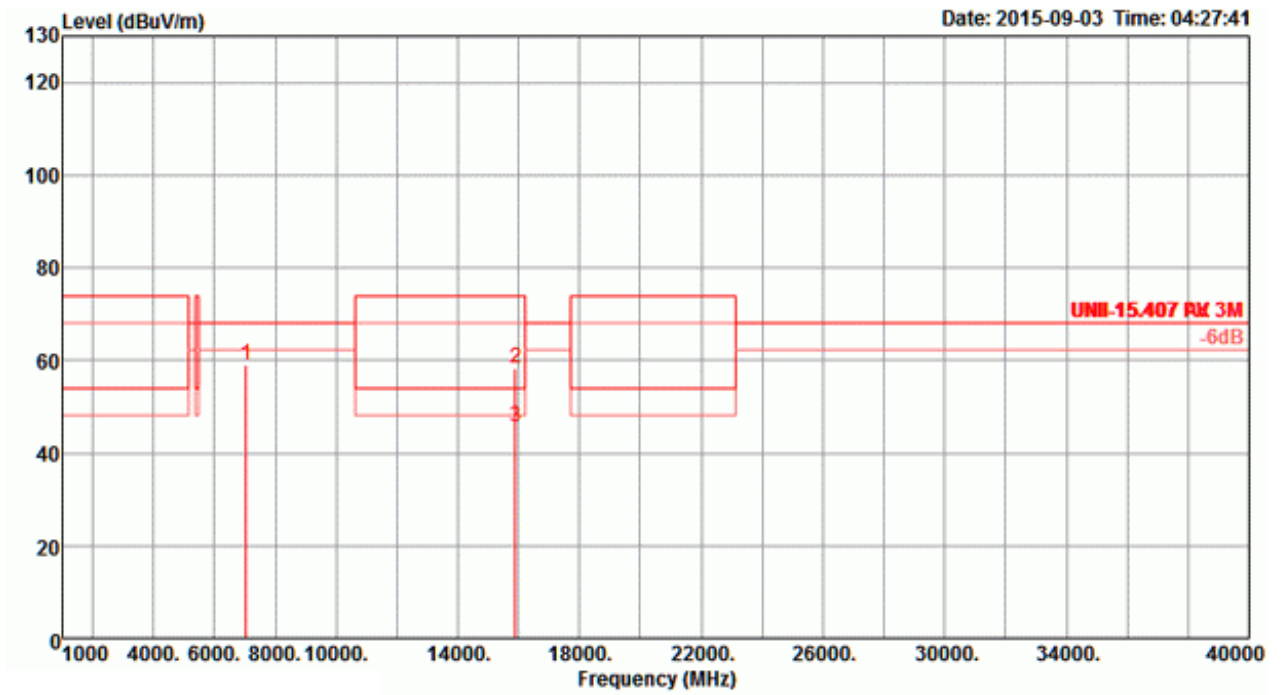
Vertical



	Freq	Level	Limit	Over	Read	Cable	Antenna	Preamp	T/Pos	A/Pos	Remark	Pol/Phase
	MHz	dBuV/m	dBuV/m	dB	dBuV	dB	dB/m	dB	deg	cm		
1	7559.74	52.54	74.00	-21.46	44.71	5.17	37.47	34.81	243	157	Peak	VERTICAL
2	7560.07	38.65	54.00	-15.35	30.82	5.17	37.47	34.81	243	157	Average	VERTICAL
3	11328.30	54.47	74.00	-19.53	43.91	6.49	38.70	34.63	116	158	Peak	VERTICAL
4	11329.10	41.63	54.00	-12.37	31.07	6.49	38.70	34.63	116	158	Average	VERTICAL

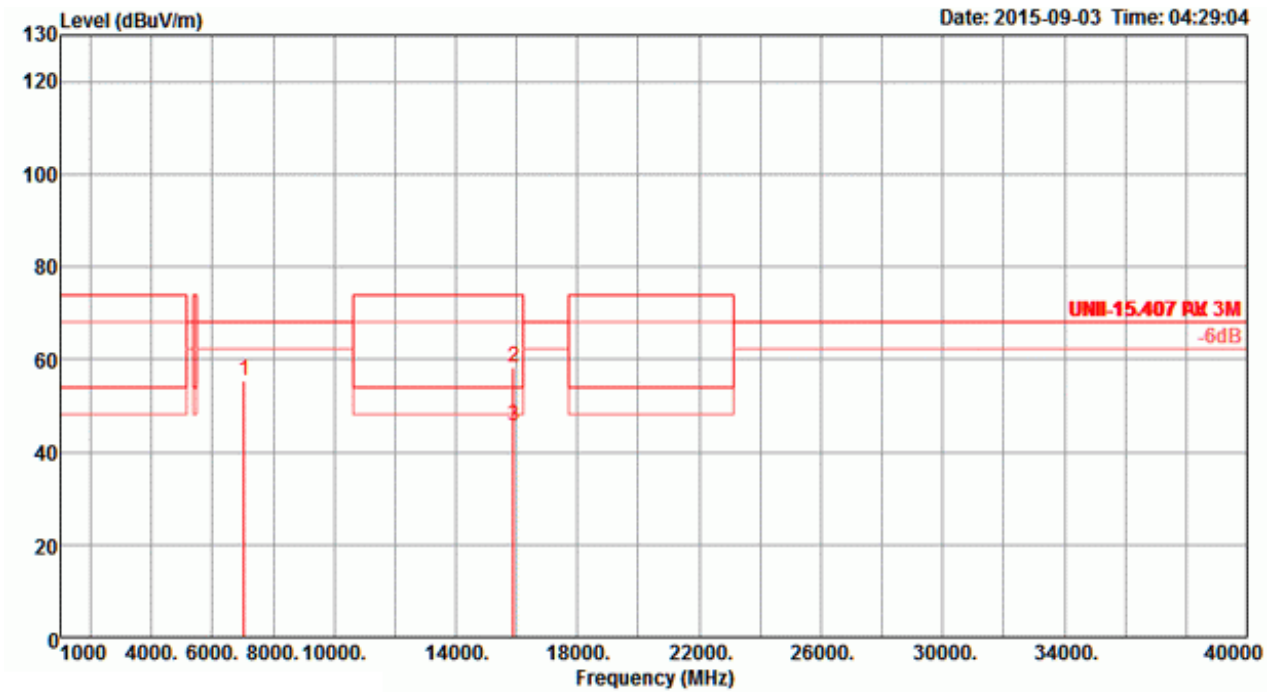
Temperature	26°C	Humidity	57%
Test Engineer	Roki Liu	Configurations	IEEE 802.11ac MCS0/Nss4 VHT80 CH 58 / Chain 5 + Chain 6 + Chain 7 + Chain 8

Horizontal



	Freq	Level	Limit	Over	Read	CableAntenna	Preamp	T/Pos	A/Pos	Remark	Pol/Phase
	MHz	dBuV/m	dBuV/m	dB	dBuV	dB	dB/m	dB	deg	cm	
1	7053.21	58.95	68.20	-9.25	51.77	5.03	36.87	34.72	45	142 Peak	HORIZONTAL
2	15889.60	58.17	74.00	-15.83	46.61	7.68	38.81	34.93	64	165 Peak	HORIZONTAL
3	15891.00	45.76	54.00	-8.24	34.20	7.68	38.81	34.93	64	165 Average	HORIZONTAL

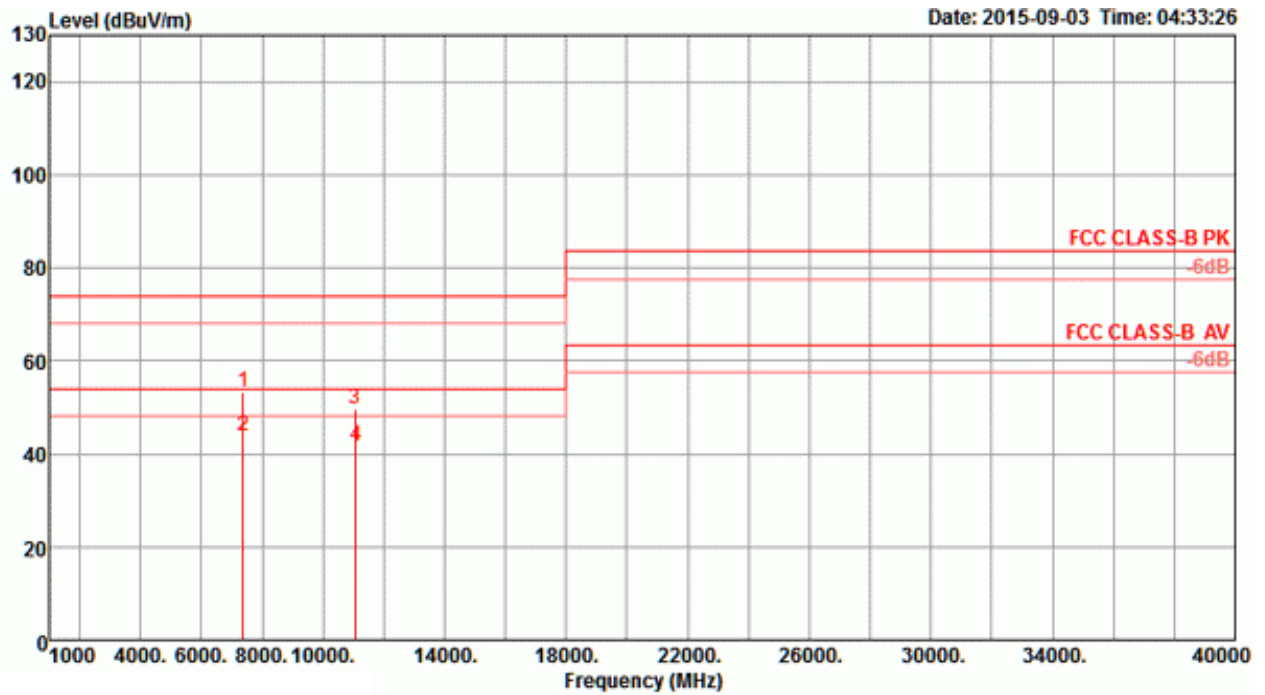
Vertical



	Freq	Level	Limit	Over	Read	CableAntenna	Preamp	T/Pos	A/Pos	Remark	Pol/Phase
	MHz	dBuV/m	dBuV/m	dB	dBuV	dB	dB/m	dB	deg	cm	
1	7054.80	55.27	68.20	-12.93	48.09	5.03	36.87	34.72	180	180 Peak	VERTICAL
2	15893.20	58.47	74.00	-15.53	46.91	7.68	38.81	34.93	119	178 Peak	VERTICAL
3	15893.90	45.72	54.00	-8.28	34.16	7.68	38.81	34.93	119	178 Average	VERTICAL

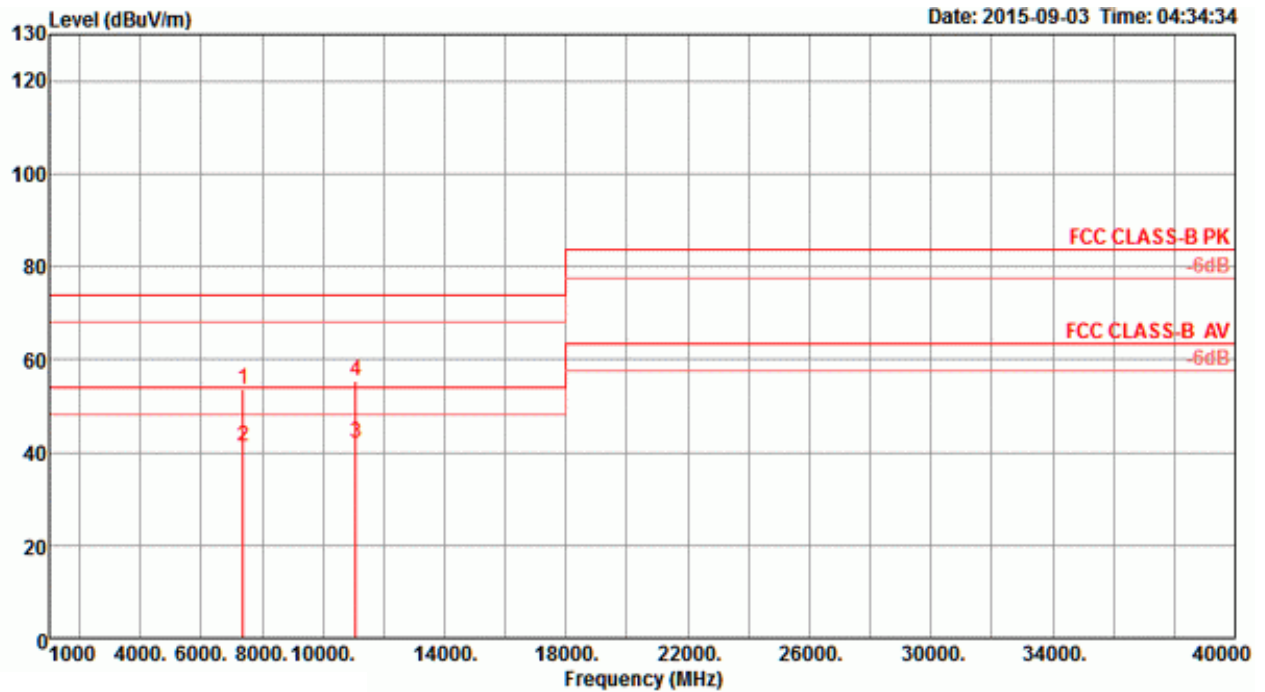
Temperature	26°C	Humidity	57%
Test Engineer	Roki Liu	Configurations	IEEE 802.11ac MCS0/Nss4 VHT80 CH 106 / Chain 5 + Chain 6 + Chain 7 + Chain 8

Horizontal



	Freq	Level	Limit	Over	Read	Cable	Antenna	Preamp	T/Pos	A/Pos	Remark	Pol/Phase
	MHz	dBuV/m	dBuV/m	dB	dBuV	dB	dB/m	dB	deg	cm		
1	7373.34	53.13	74.00	-20.87	45.46	5.11	37.33	34.77	274	158	Peak	HORIZONTAL
2	7373.35	43.92	54.00	-10.08	36.25	5.11	37.33	34.77	274	158	Average	HORIZONTAL
3	11066.20	49.64	74.00	-24.36	39.17	6.42	38.70	34.65	311	153	Peak	HORIZONTAL
4	11071.80	41.66	54.00	-12.34	31.19	6.42	38.70	34.65	311	153	Average	HORIZONTAL

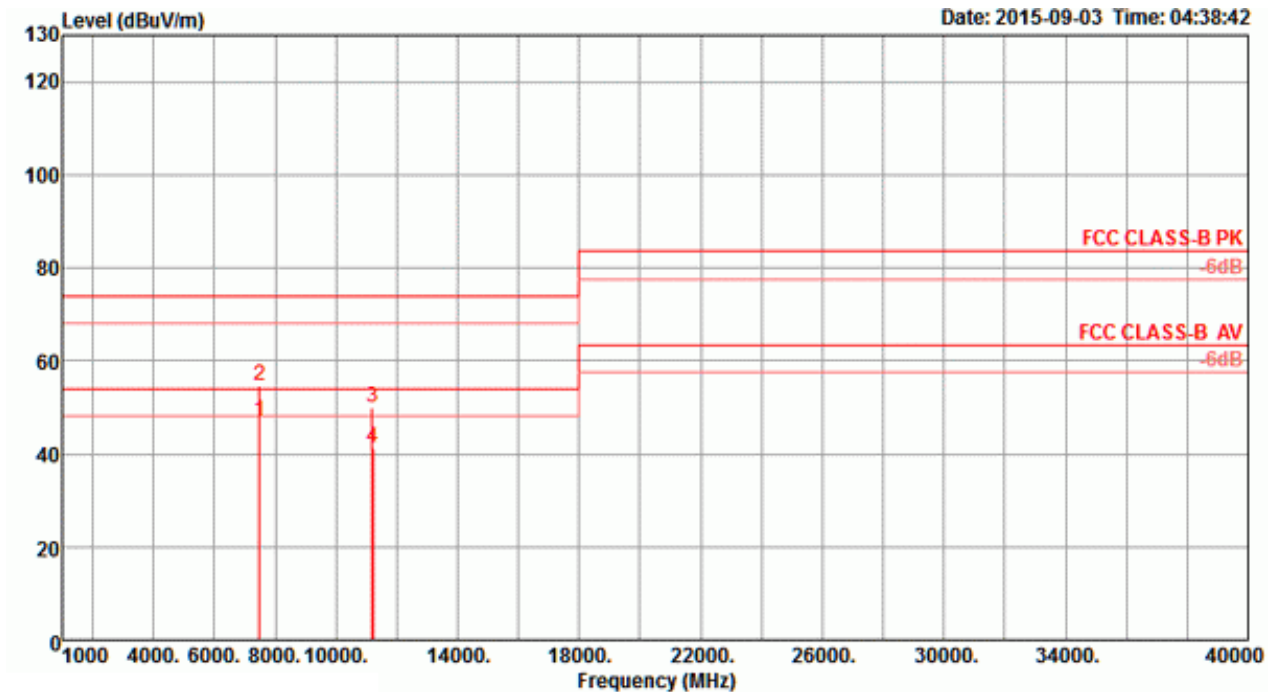
Vertical



	Freq	Level	Limit	Over	Read	Cable	Antenna	Preamp	T/Pos	A/Pos	Remark	Pol/Phase
	MHz	dBuV/m	dBuV/m	dB	dBuV	dB	dB/m	dB	deg	cm		
1	7373.24	53.44	74.00	-20.56	45.77	5.11	37.33	34.77	287	162	Peak	VERTICAL
2	7373.37	41.39	54.00	-12.61	33.72	5.11	37.33	34.77	287	162	Average	VERTICAL
3	11083.30	42.01	54.00	-11.99	31.54	6.42	38.70	34.65	276	171	Average	VERTICAL
4	11084.00	55.42	74.00	-18.58	44.95	6.42	38.70	34.65	276	171	Peak	VERTICAL

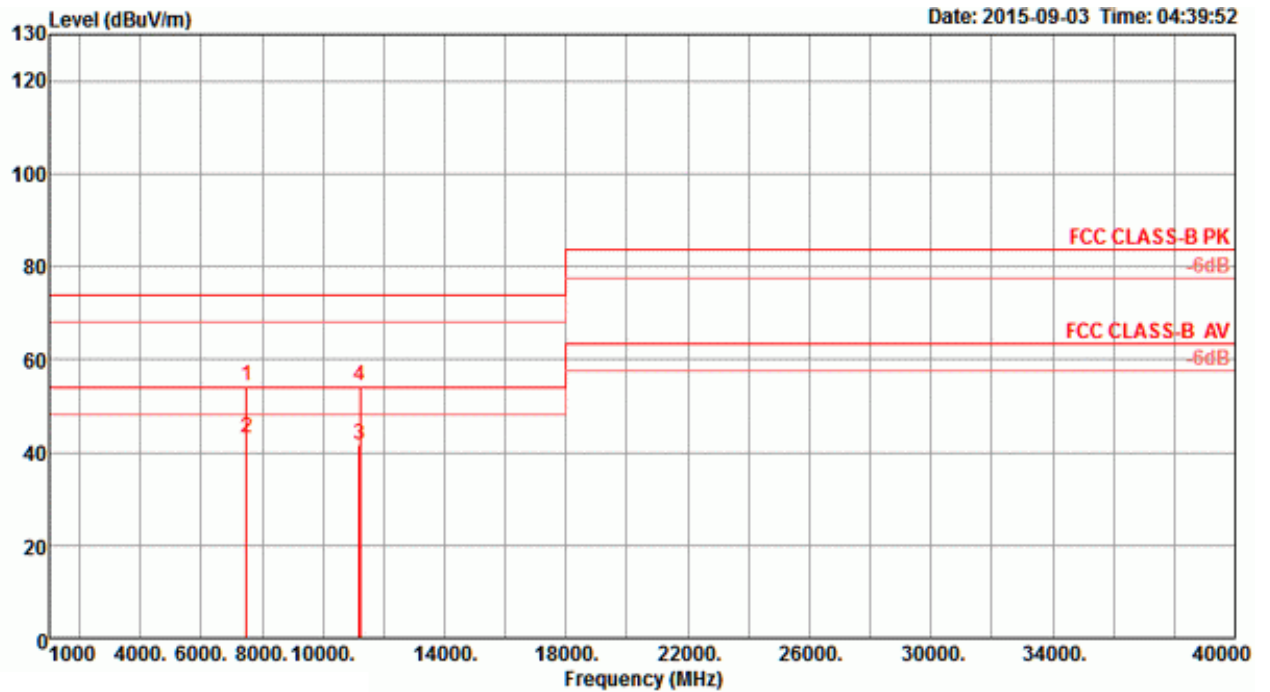
Temperature	26°C	Humidity	57%
Test Engineer	Roki Liu	Configurations	IEEE 802.11ac MCS0/Nss4 VHT80 CH 122 / Chain 5 + Chain 6 + Chain 7 + Chain 8

Horizontal



	Freq	Level	Limit	Over	Read	Cable	Antenna	Preamp	T/Pos	A/Pos	Remark	Pol/Phase
	MHz	dBuV/m	dBuV/m	dB	dBuV	dB	dB/m	dB	deg	cm		
1	7480.00	47.26	54.00	-6.74	39.43	5.14	37.48	34.79	306	166	Average	HORIZONTAL
2	7480.27	54.71	74.00	-19.29	46.88	5.14	37.48	34.79	306	166	Peak	HORIZONTAL
3	11195.30	49.97	74.00	-24.03	39.46	6.45	38.70	34.64	258	154	Peak	HORIZONTAL
4	11211.10	41.42	54.00	-12.58	30.90	6.46	38.70	34.64	258	154	Average	HORIZONTAL

Vertical

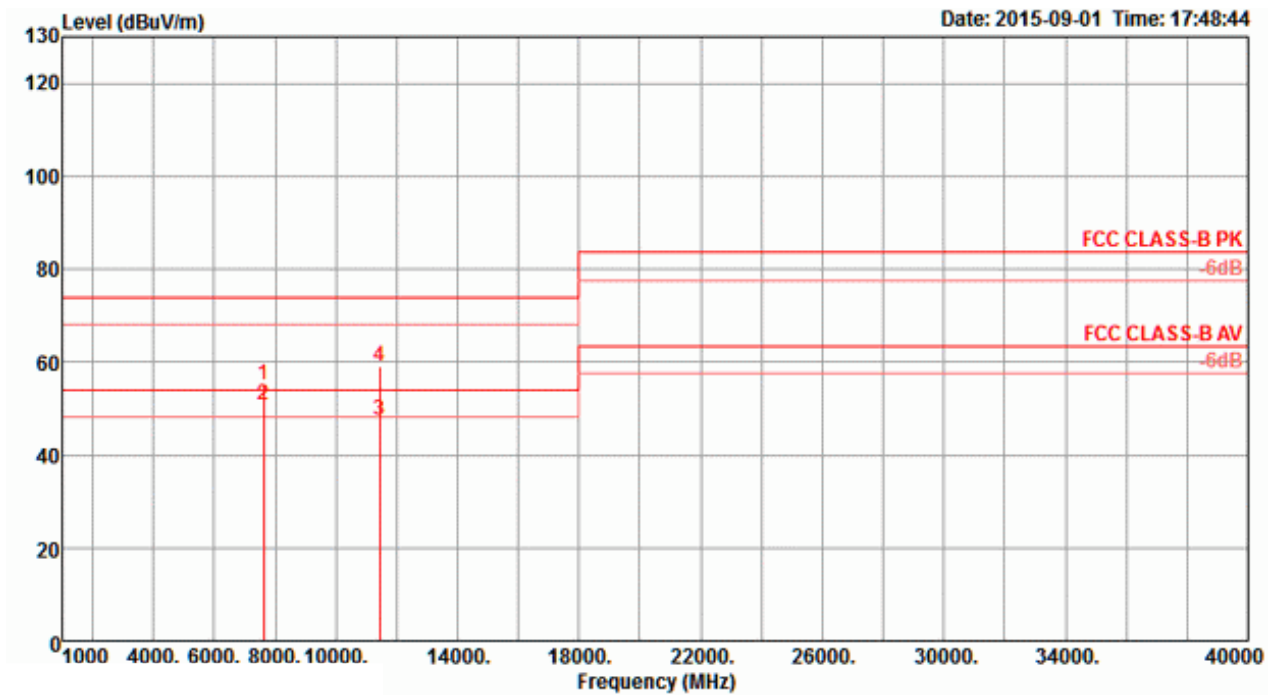


	Freq	Level	Limit	Over	Read	Cable	Antenna	Preamp	T/Pos	A/Pos	Remark	Pol/Phase
	MHz	dBuV/m	dBuV/m	dB	dBuV	dB	dB/m	dB	deg	cm		
1	7479.60	54.38	74.00	-19.62	46.55	5.14	37.48	34.79	247	130	Peak	VERTICAL
2	7480.17	43.01	54.00	-10.99	35.18	5.14	37.48	34.79	247	130	Average	VERTICAL
3	11205.60	41.60	54.00	-12.40	31.09	6.45	38.70	34.64	223	140	Average	VERTICAL
4	11225.50	54.29	74.00	-19.71	43.77	6.46	38.70	34.64	223	140	Peak	VERTICAL

Straddle Channel

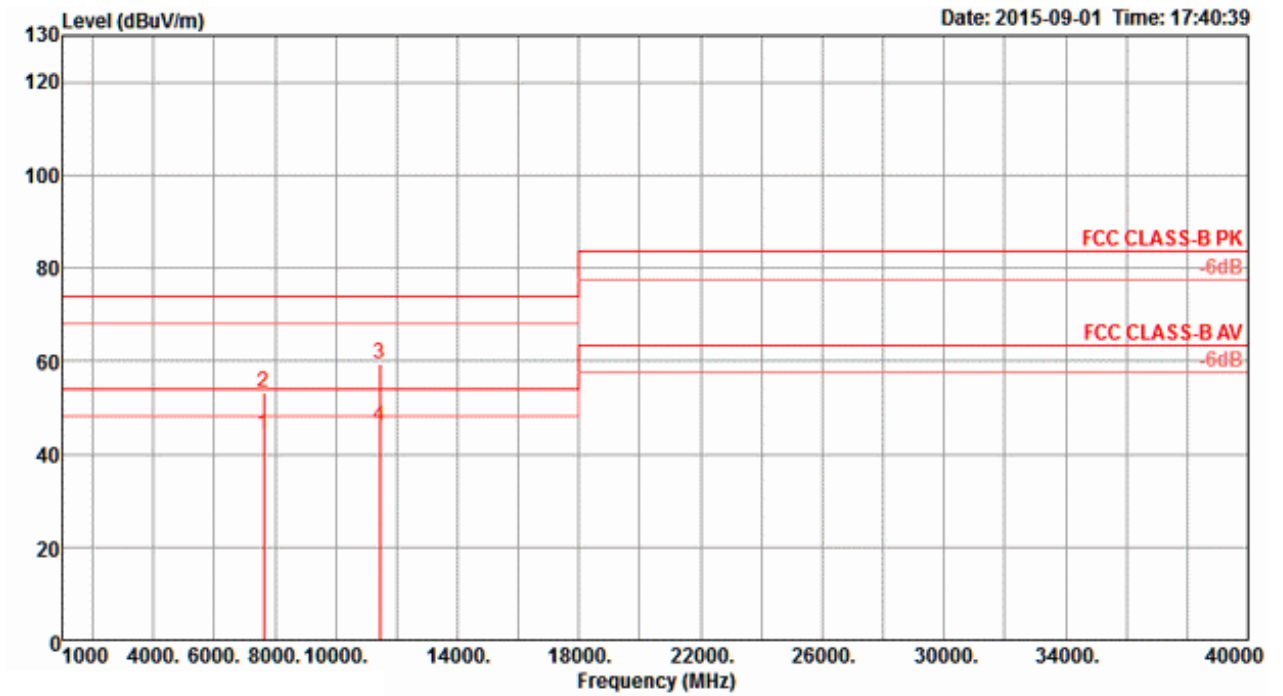
Temperature	26°C	Humidity	57%
Test Engineer	Roki Liu	Configurations	IEEE 802.11a CH 144 / Chain 5 + Chain 6 + Chain 7 + Chain 8

Horizontal



	Freq	Level	Limit	Over	Read	CableAntenna	Preamp	T/Pos	A/Pos	Remark	Pol/Phase
	MHz	dBuV/m	dBuV/m	dB	dBuV	dB	dB/m	deg	cm		
1	7626.66	54.96	74.00	-19.04	47.14	5.21	37.45	34.84	278	162 Peak	HORIZONTAL
2	7626.72	50.57	54.00	-3.43	42.75	5.21	37.45	34.84	278	162 Average	HORIZONTAL
3	11443.12	47.41	54.00	-6.59	36.81	6.52	38.70	34.62	352	258 Average	HORIZONTAL
4	11444.02	58.85	74.00	-15.15	48.25	6.52	38.70	34.62	352	258 Peak	HORIZONTAL

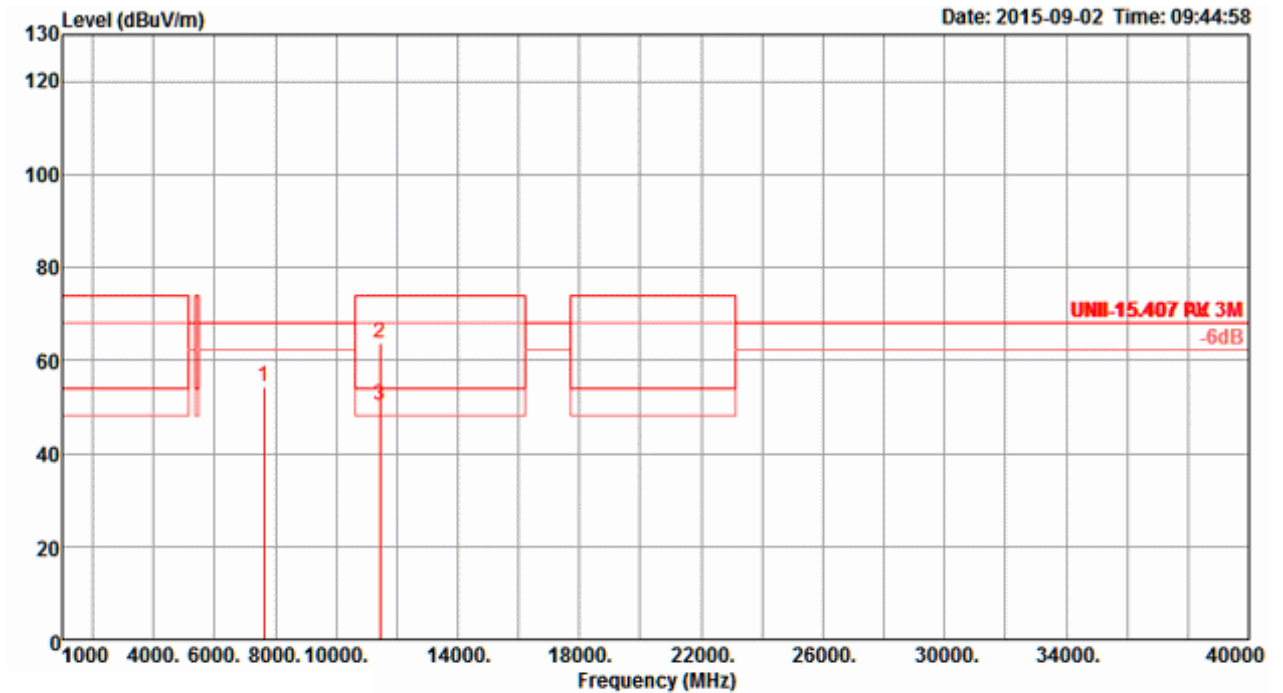
Vertical



	Freq	Level	Limit	Over	Read	Cable	Antenna	Preamp	T/Pos	A/Pos	Remark	Pol/Phase
	MHz	dBuV/m	dBuV/m	dB	dBuV	dB	dB/m	dB	deg	cm		
1	7626.62	44.12	54.00	-9.88	36.30	5.21	37.45	34.84	42	166	Average	VERTICAL
2	7626.86	53.36	74.00	-20.64	45.54	5.21	37.45	34.84	42	166	Peak	VERTICAL
3	11444.88	59.27	74.00	-14.73	48.67	6.52	38.70	34.62	18	241	Peak	VERTICAL
4	11446.00	46.06	54.00	-7.94	35.46	6.52	38.70	34.62	18	241	Average	VERTICAL

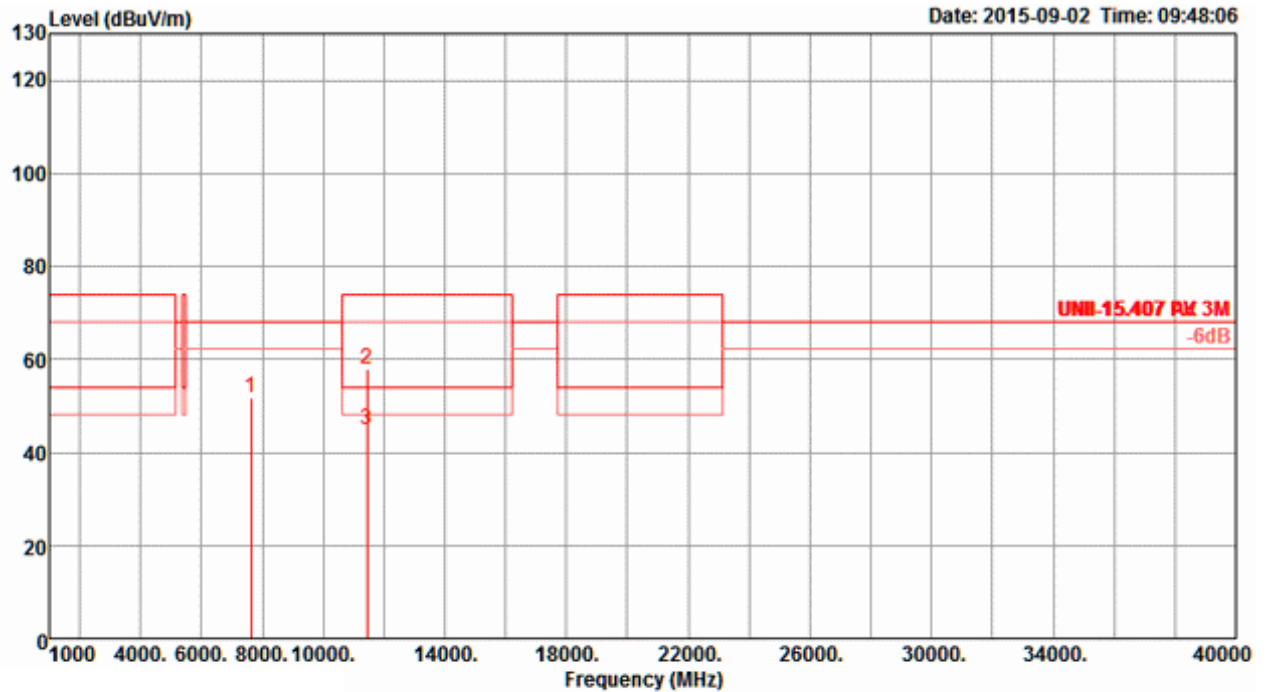
Temperature	26°C	Humidity	57%
Test Engineer	Roki Liu	Configurations	IEEE 802.11ac MCS0/Nss1 VHT20 CH 144/ Chain 5 + Chain 6 + Chain 7 + Chain 8

Horizontal



	Freq	Level	Limit	Over	Read	CableAntenna	Preamp	T/Pos	A/Pos	Remark	Pol/Phase
	MHz	dBuV/m	dBuV/m	dB	dBuV	dB	dB/m	dB	deg	cm	
1	7626.70	54.25	68.20	-13.95	46.43	5.21	37.45	34.84	273	150 Peak	HORIZONTAL
2	11443.04	63.70	74.00	-10.30	53.10	6.52	38.70	34.62	332	155 Peak	HORIZONTAL
3	11443.08	50.16	54.00	-3.84	39.56	6.52	38.70	34.62	325	155 Average	HORIZONTAL

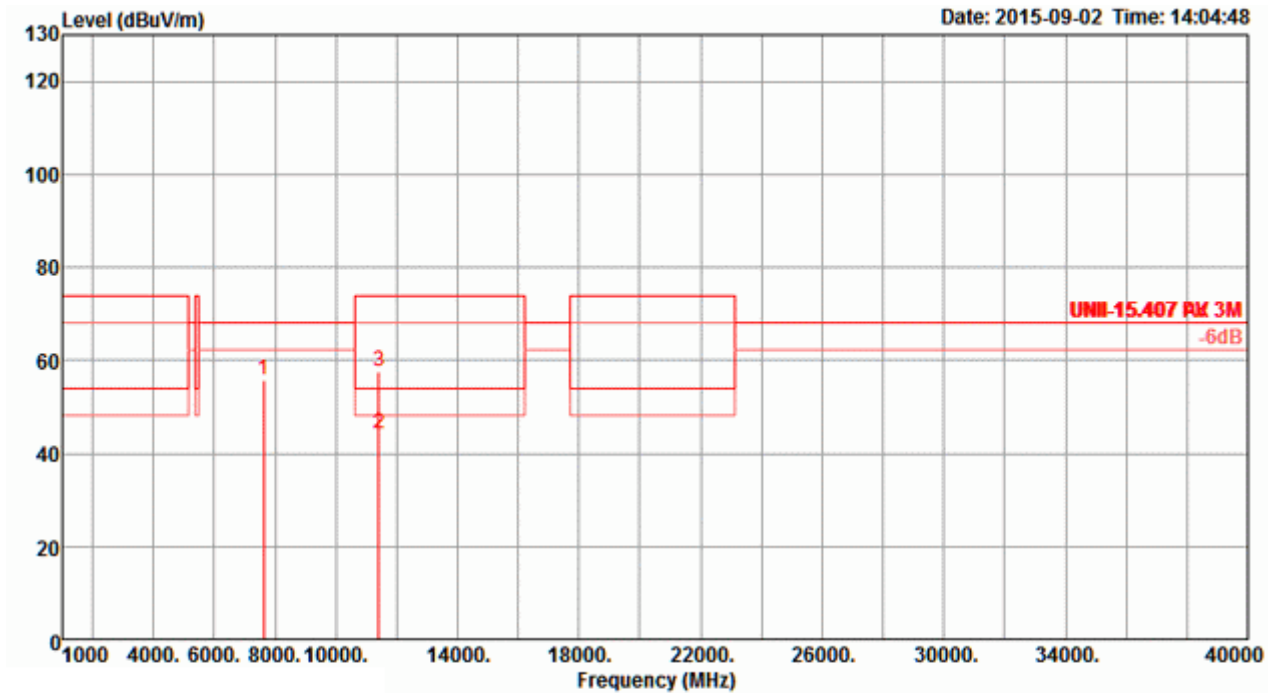
Vertical



	Freq	Level	Limit	Over	Read	CableAntenna	Preamp	T/Pos	A/Pos	Remark	Pol/Phase
	MHz	dBuV/m	dBuV/m	dB	dBuV	dB	dB/m	dB	deg	cm	
1	7626.67	51.71	68.20	-16.49	43.89	5.21	37.45	34.84	45	170 Peak	VERTICAL
2	11439.16	57.76	74.00	-16.24	47.17	6.52	38.70	34.63	343	150 Peak	VERTICAL
3	11448.56	44.85	54.00	-9.15	34.25	6.52	38.70	34.62	343	150 Average	VERTICAL

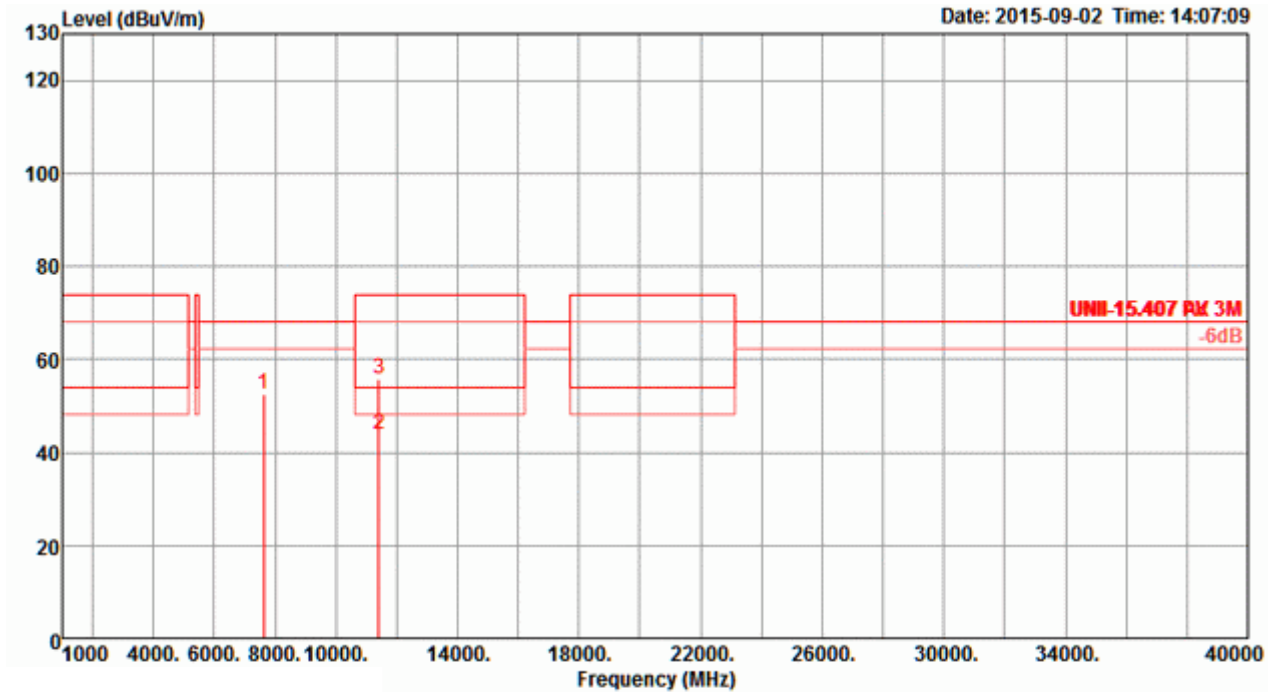
Temperature	26°C	Humidity	57%
Test Engineer	Roki Liu	Configurations	IEEE 802.11ac MCS0/Nss1 VHT40 CH 142 / Chain 5 + Chain 6 + Chain 7 + Chain 8

Horizontal



	Freq	Level	Limit	Over	Read	CableAntenna	Preamp	T/Pos	A/Pos	Remark	Pol/Phase
	MHz	dBuV/m	dBuV/m	dB	dBuV	dB	dB/m	deg	cm		
1	7613.36	55.82	68.20	-12.38	48.00	5.20	37.45	34.83	281	149 Peak	HORIZONTAL
2	11423.24	44.07	54.00	-9.93	33.49	6.51	38.70	34.63	333	169 Average	HORIZONTAL
3	11423.96	57.52	74.00	-16.48	46.94	6.51	38.70	34.63	333	169 Peak	HORIZONTAL

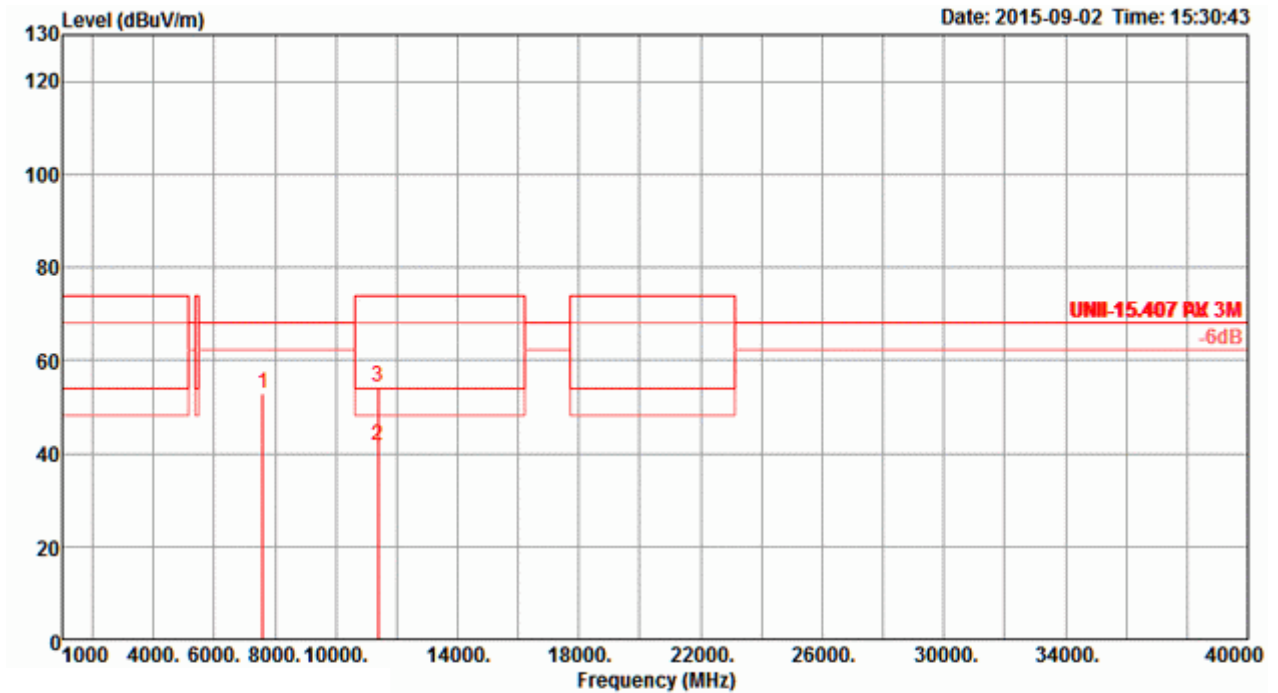
Vertical



	Freq	Level	Limit	Over	Read	CableAntenna	Preamp	T/Pos	A/Pos	Remark	Pol/Phase
	MHz	dBuV/m	dBuV/m	dB	dBuV	dB	dB/m	dB	deg	cm	
1	7613.37	52.60	68.20	-15.60	44.78	5.20	37.45	34.83	44	160 Peak	VERTICAL
2	11412.26	43.93	54.00	-10.07	33.35	6.51	38.70	34.63	348	161 Average	VERTICAL
3	11415.08	55.69	74.00	-18.31	45.11	6.51	38.70	34.63	348	161 Peak	VERTICAL

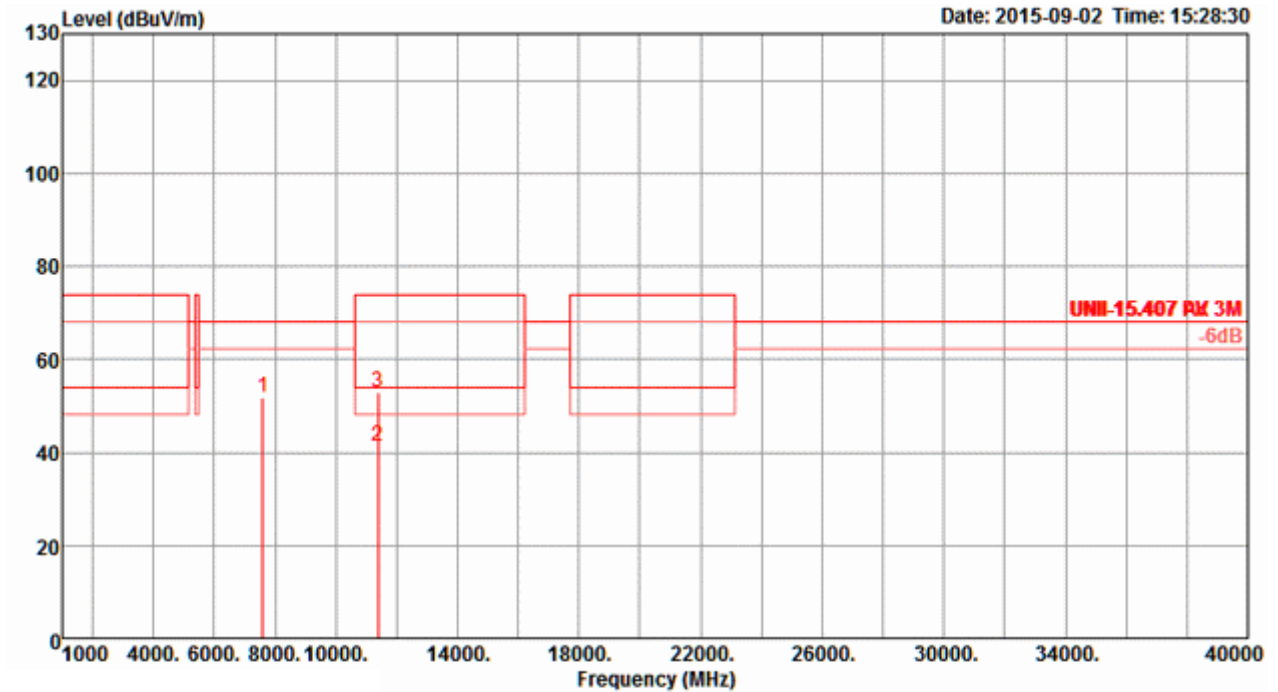
Temperature	26°C	Humidity	57%
Test Engineer	Roki Liu	Configurations	IEEE 802.11ac MCS0/Nss1 VHT80 CH 140 / Chain 5 + Chain 6 + Chain 7 + Chain 8

Horizontal



	Freq	Level	Limit	Over	Read	CableAntenna	Preamp	T/Pos	A/Pos	Remark	Pol/Phase
	MHz	dBuV/m	dBuV/m	dB	dBuV	dB	dB/m	dB	deg	cm	
1	7586.72	53.02	68.20	-15.18	45.19	5.18	37.47	34.82	334	150 Peak	HORIZONTAL
2	11381.52	41.77	54.00	-12.23	31.19	6.51	38.70	34.63	334	154 Average	HORIZONTAL
3	11382.40	54.34	74.00	-19.66	43.76	6.51	38.70	34.63	334	154 Peak	HORIZONTAL

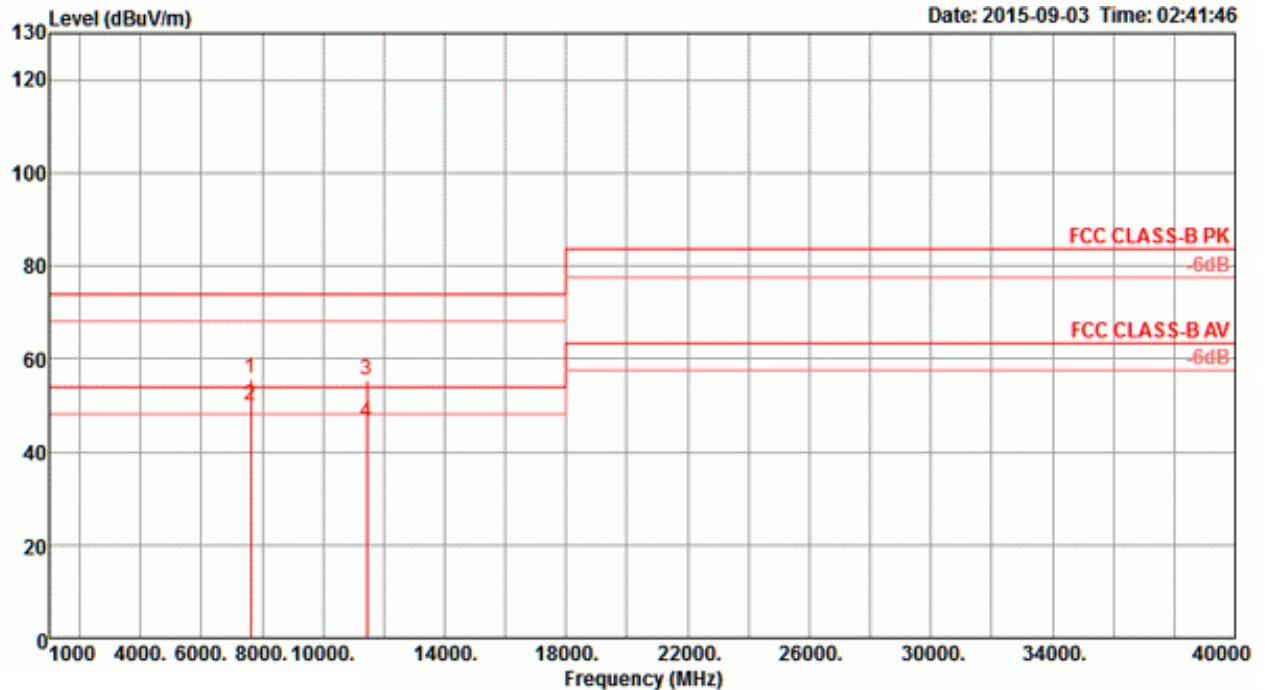
Vertical



	Freq	Level	Limit	Over	Read	CableAntenna	Preamp	T/Pos	A/Pos	Remark	Pol/Phase
	MHz	dBuV/m	dBuV/m	dB	dBuV	dB	dB/m	dB	deg	cm	
1	7586.54	51.71	68.20	-16.49	43.88	5.18	37.47	34.82	41	168 Peak	VERTICAL
2	11372.44	41.27	54.00	-12.73	30.70	6.50	38.70	34.63	356	169 Average	VERTICAL
3	11387.28	52.98	74.00	-21.02	42.40	6.51	38.70	34.63	356	169 Peak	VERTICAL

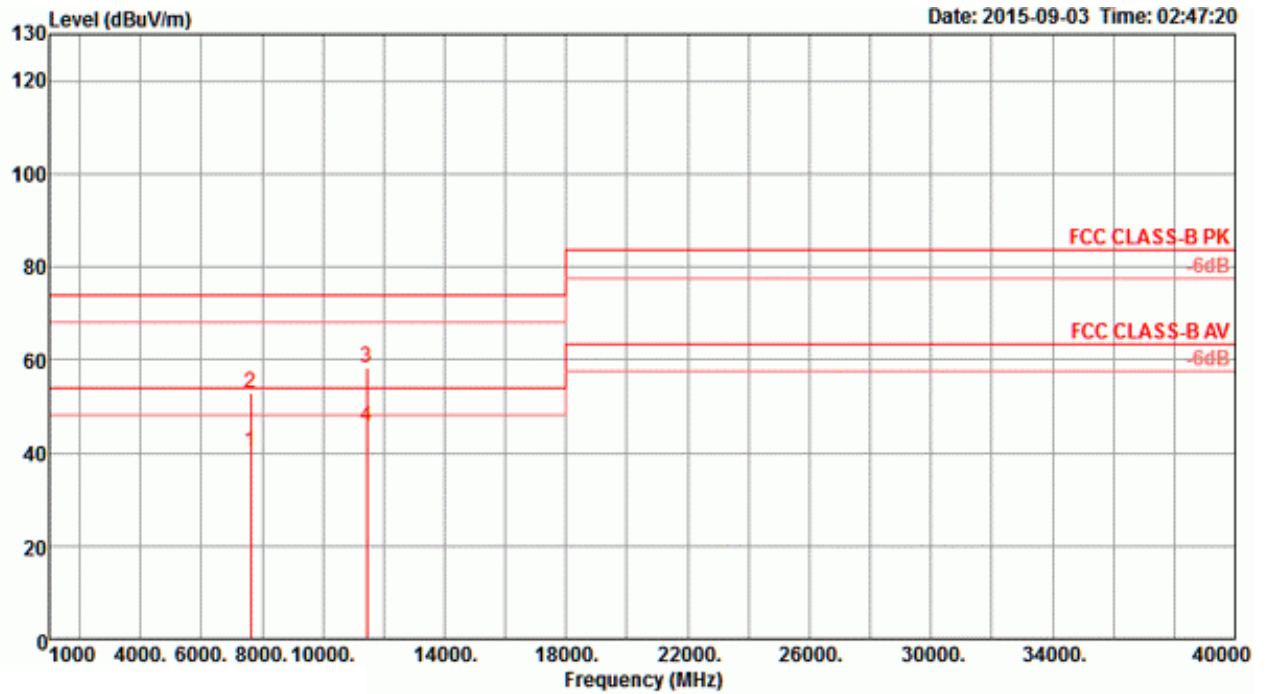
Temperature	26°C	Humidity	57%
Test Engineer	Roki Liu	Configurations	IEEE 802.11ac MCS0/Nss4 VHT20 CH 144/ Chain 5 + Chain 6 + Chain 7 + Chain 8

Horizontal



	Freq	Level	Limit	Over	Read	Cable	Antenna	Preamp	T/Pos	A/Pos	Remark	Pol/Phase
	MHz	dBuV/m	dBuV/m	dB	dBuV	dB	dB/m	dB	deg	cm		
1	7626.56	55.72	74.00	-18.28	47.90	5.21	37.45	34.84	278	155	Peak	HORIZONTAL
2	7626.64	50.01	54.00	-3.99	42.19	5.21	37.45	34.84	278	155	Average	HORIZONTAL
3	11437.60	55.45	74.00	-18.55	44.86	6.52	38.70	34.63	18	147	Peak	HORIZONTAL
4	11440.10	46.30	54.00	-7.70	35.71	6.52	38.70	34.63	18	147	Average	HORIZONTAL

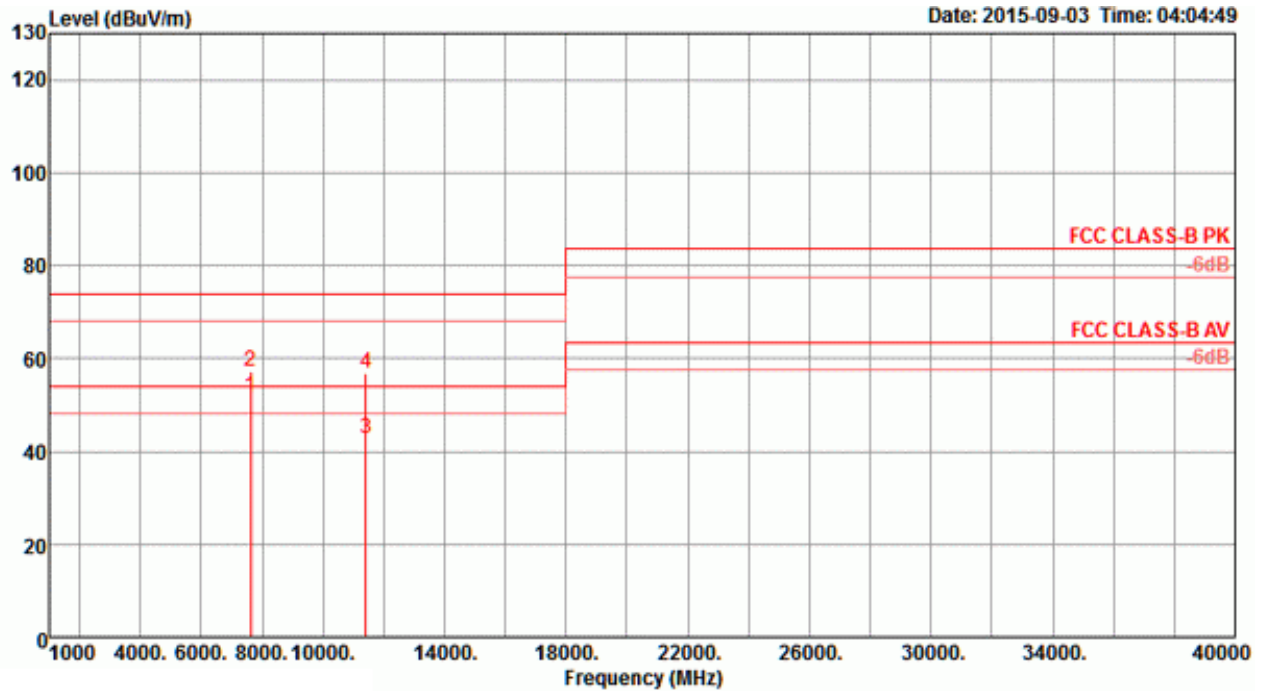
Vertical



	Freq	Level	Limit	Over	Read	Cable	Antenna	Preamp	T/Pos	A/Pos	Remark	Pol/Phase
	MHz	dBuV/m	dBuV/m	dB	dBuV	dB	dB/m	dB	deg	cm		
1	7626.57	40.36	54.00	-13.64	32.54	5.21	37.45	34.84	4	145	Average	VERTICAL
2	7626.67	52.76	74.00	-21.24	44.94	5.21	37.45	34.84	4	145	Peak	VERTICAL
3	11440.50	58.32	74.00	-15.68	47.73	6.52	38.70	34.63	336	150	Peak	VERTICAL
4	11440.90	45.51	54.00	-8.49	34.92	6.52	38.70	34.63	336	150	Average	VERTICAL

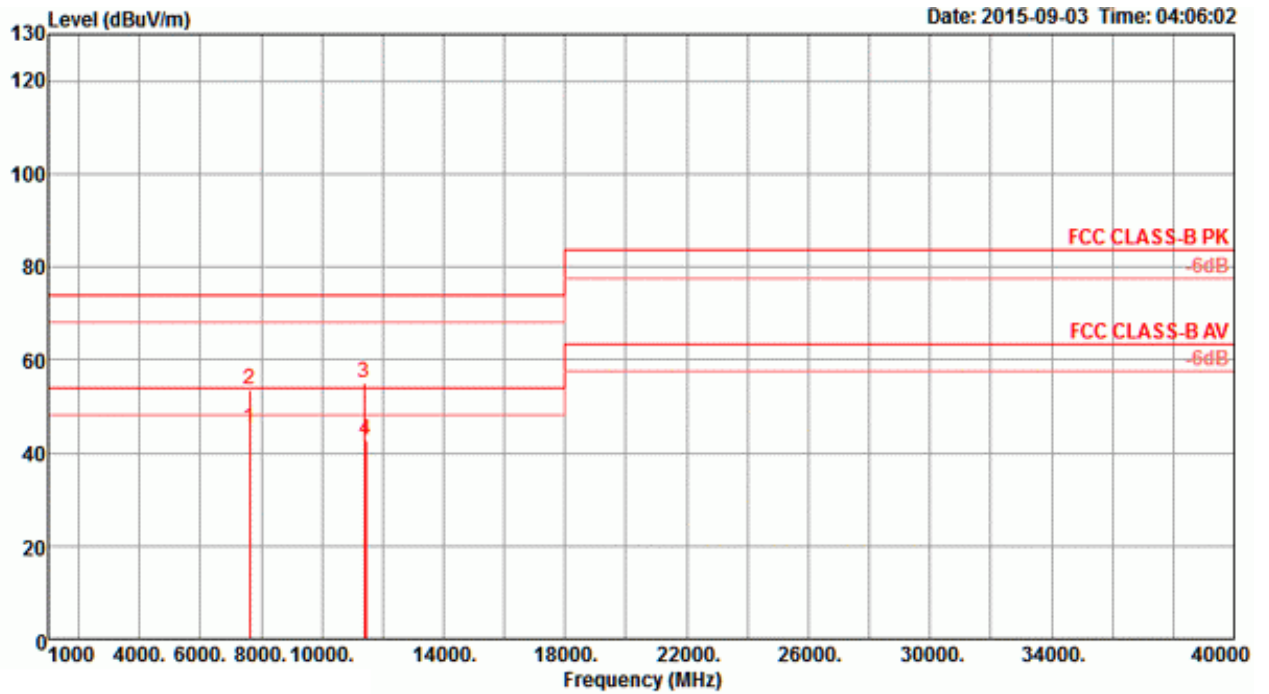
Temperature	26°C	Humidity	57%
Test Engineer	Roki Liu	Configurations	IEEE 802.11ac MCS0/Nss4 VHT40 CH 142 / Chain 5 + Chain 6 + Chain 7 + Chain 8

Horizontal



	Freq	Level	Limit	Over	Read	CableAntenna	Preamp	T/Pos	A/Pos	Remark	Pol/Phase
	MHz	dBuV/m	dBuV/m	dB	dBuV	dB	dB/m	dB	deg	cm	
1	7613.29	51.63	54.00	-2.37	43.81	5.20	37.45	34.83	278	151 Average	HORIZONTAL
2	7613.34	57.25	74.00	-16.75	49.43	5.20	37.45	34.83	278	151 Peak	HORIZONTAL
3	11420.60	42.72	54.00	-11.28	32.14	6.51	38.70	34.63	320	149 Average	HORIZONTAL
4	11421.20	56.95	74.00	-17.05	46.37	6.51	38.70	34.63	320	149 Peak	HORIZONTAL

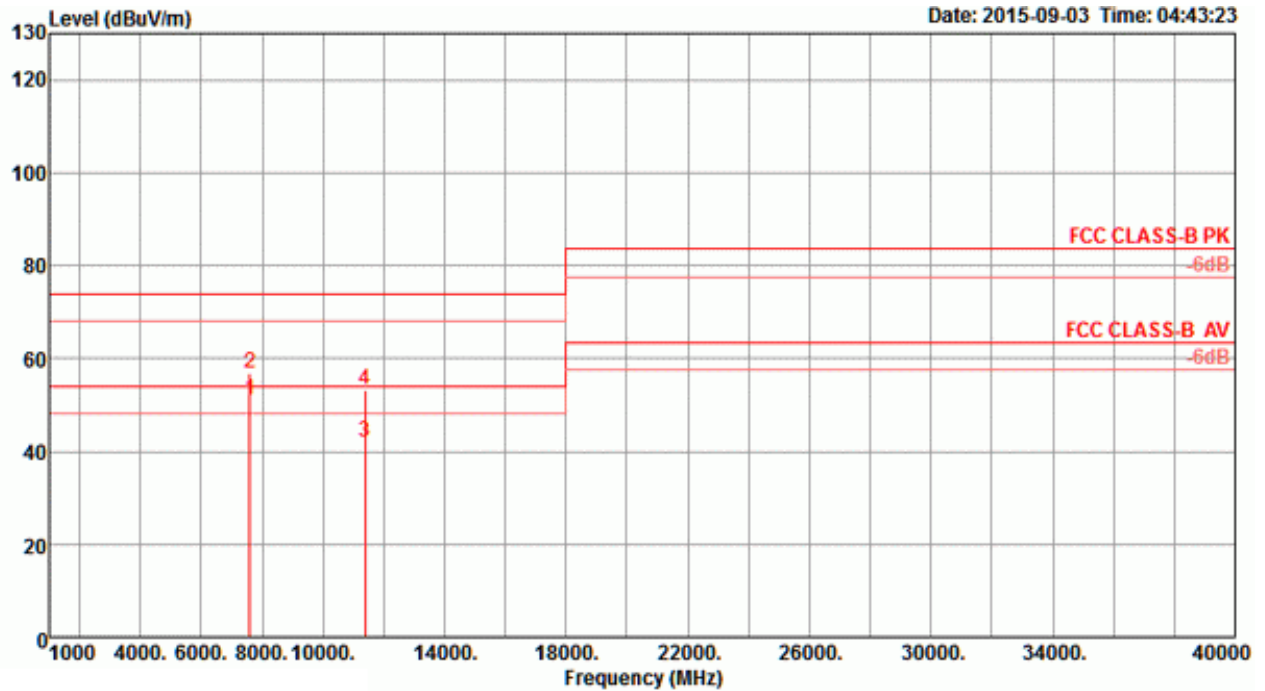
Vertical



	Freq	Level	Limit	Over	Read	Cable	Antenna	Preamp	T/Pos	A/Pos	Remark	Pol/Phase
	MHz	dBuV/m	dBuV/m	dB	dBuV	dB	dB/m	dB	deg	cm		
1	7613.39	45.33	54.00	-8.67	37.51	5.20	37.45	34.83	339	160	Average	VERTICAL
2	7613.87	53.76	74.00	-20.24	45.94	5.20	37.45	34.83	339	160	Peak	VERTICAL
3	11399.70	55.18	74.00	-18.82	44.60	6.51	38.70	34.63	292	160	Peak	VERTICAL
4	11441.50	42.74	54.00	-11.26	32.15	6.52	38.70	34.63	292	160	Average	VERTICAL

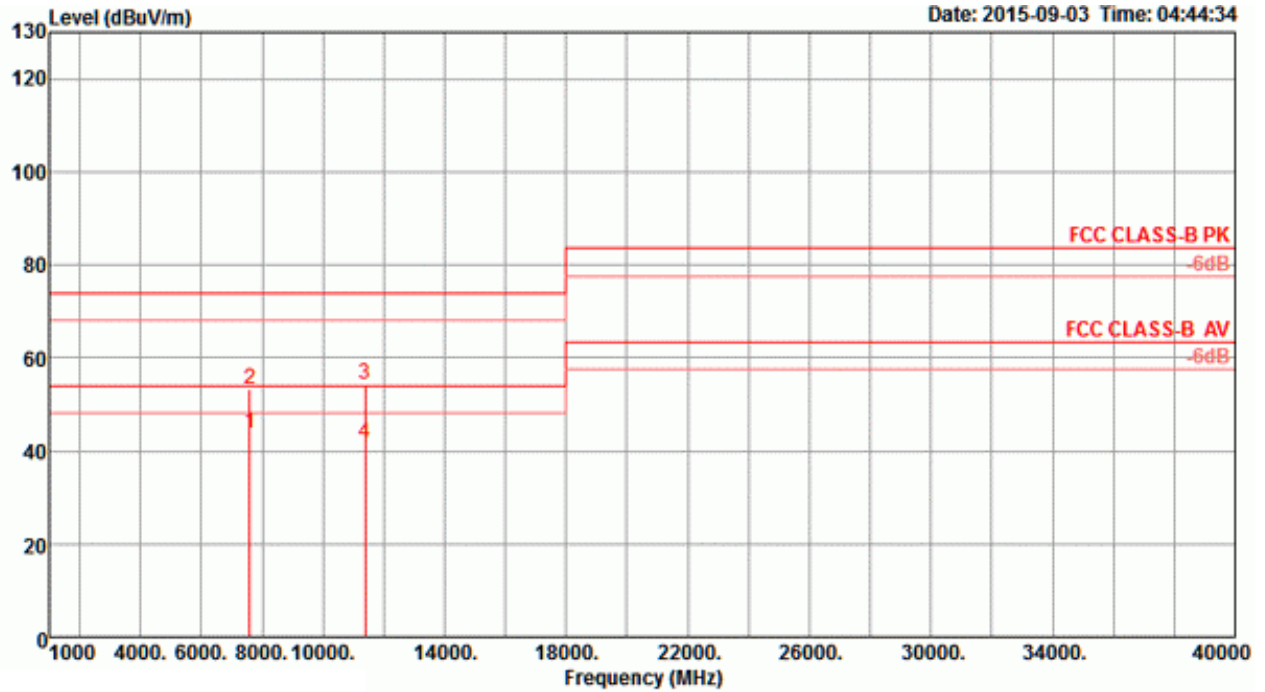
Temperature	26°C	Humidity	57%
Test Engineer	Roki Liu	Configurations	IEEE 802.11ac MCS0/Nss4 VHT80 CH 140 / Chain 5 + Chain 6 + Chain 7 + Chain 8

Horizontal



	Freq	Level	Limit	Over	Read	CableAntenna	Preamp	T/Pos	A/Pos	Remark	Pol/Phase
	MHz	dBuV/m	dBuV/m	dB	dBuV	dB	dB/m	dB	deg	cm	
1	7586.61	50.92	54.00	-3.08	43.09	5.18	37.47	34.82	276	144 Average	HORIZONTAL
2	7586.71	56.76	74.00	-17.24	48.93	5.18	37.47	34.82	276	144 Peak	HORIZONTAL
3	11382.30	42.04	54.00	-11.96	31.46	6.51	38.70	34.63	242	171 Average	HORIZONTAL
4	11394.40	53.41	74.00	-20.59	42.83	6.51	38.70	34.63	242	171 Peak	HORIZONTAL

Vertical

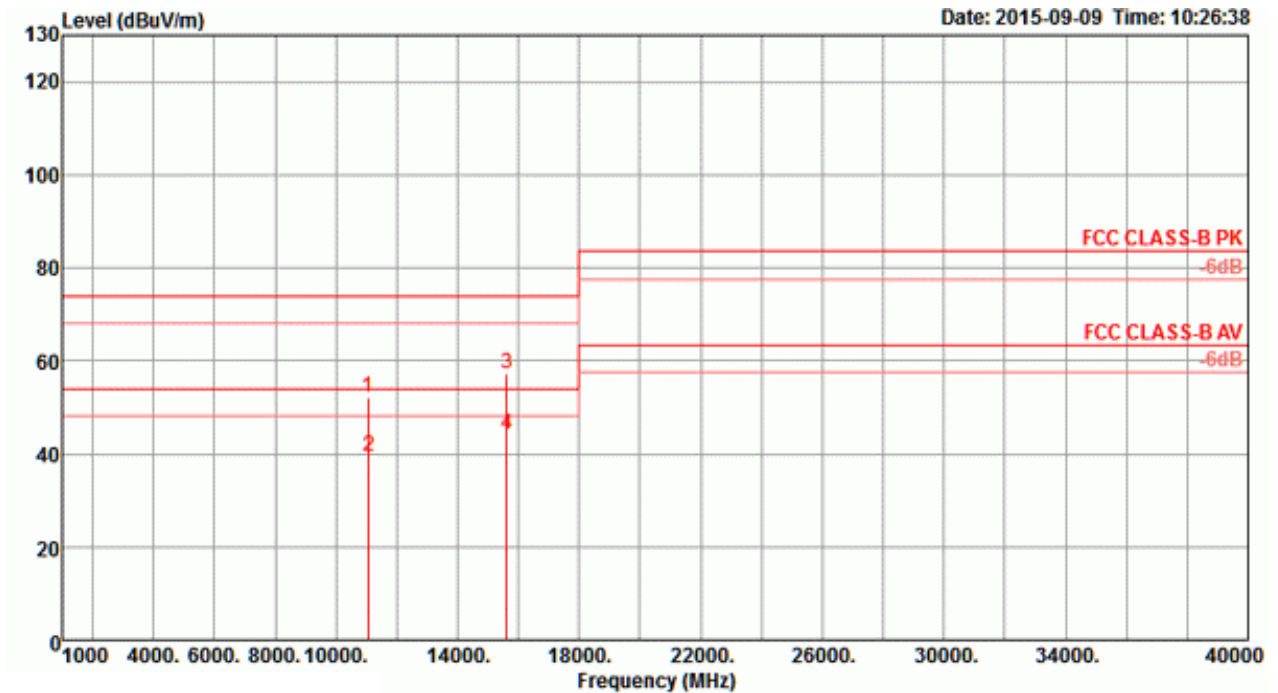


	Freq	Level	Limit	Over	Read	Cable	Antenna	Preamp	T/Pos	A/Pos	Remark	Pol/Phase
	MHz	dBuV/m	dBuV/m	dB	dBuV	dB	dB/m	dB	deg	cm		
1	7586.59	43.93	54.00	-10.07	36.10	5.18	37.47	34.82	207	159	Average	VERTICAL
2	7586.62	53.13	74.00	-20.87	45.30	5.18	37.47	34.82	207	159	Peak	VERTICAL
3	11378.60	54.49	74.00	-19.51	43.91	6.51	38.70	34.63	217	156	Peak	VERTICAL
4	11399.50	41.75	54.00	-12.25	31.17	6.51	38.70	34.63	217	156	Average	VERTICAL

For 802.11ac MCS0/Nss2 VHT80+80 Mode

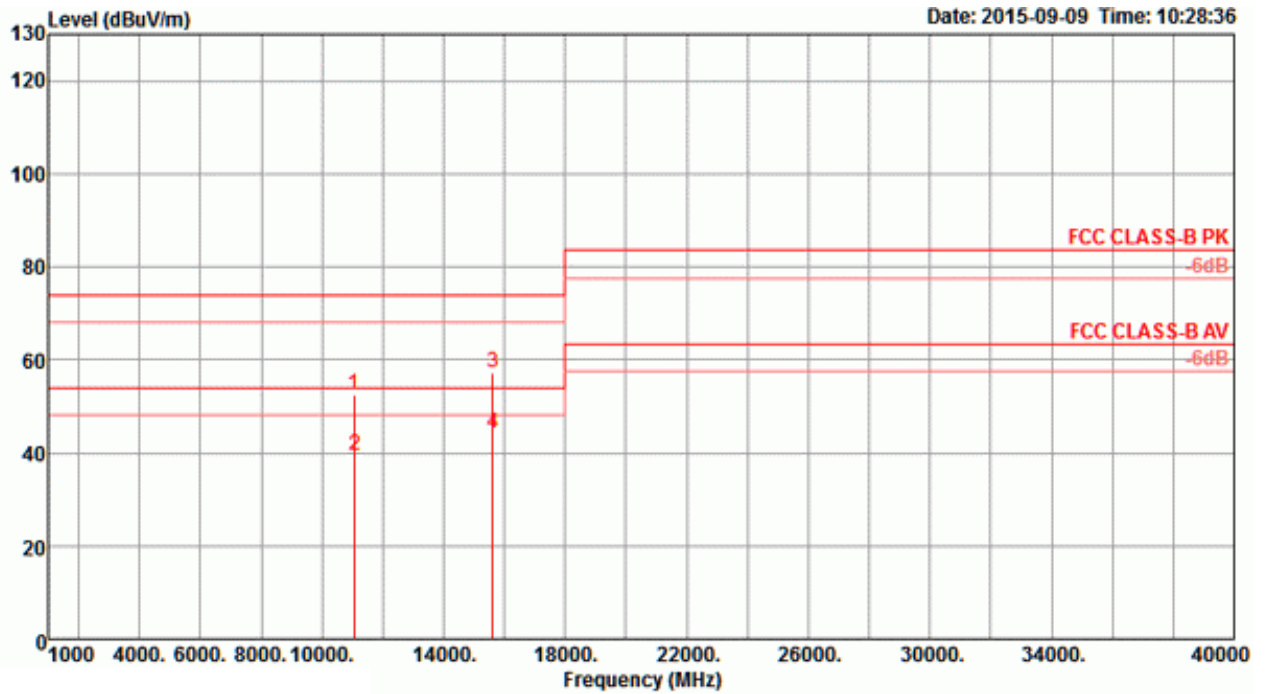
Temperature	26°C	Humidity	57%
Test Engineer	Roki Liu	Configurations	IEEE 802.11ac MCS0/Nss2 VHT80+80 Type 1 / CH 42+106 / Chain 5 + Chain 6 + Chain 7 + Chain 8

Horizontal



	Freq	Level	Limit	Over	Read	Cable	Antenna	Preamp	T/Pos	A/Pos	Remark	Pol/Phase
	MHz	dBuV/m	dBuV/m	dB	dBuV	dB	dB/m	dB	deg	cm		
1	11055.08	51.97	74.00	-22.03	41.52	6.41	38.70	34.66	163	177	Peak	HORIZONTAL
2	11069.40	39.62	54.00	-14.38	29.15	6.42	38.70	34.65	163	177	Average	HORIZONTAL
3	15614.00	57.05	74.00	-16.95	45.83	7.59	38.32	34.69	272	108	Peak	HORIZONTAL
4	15615.80	44.18	54.00	-9.82	32.96	7.59	38.32	34.69	272	108	Average	HORIZONTAL

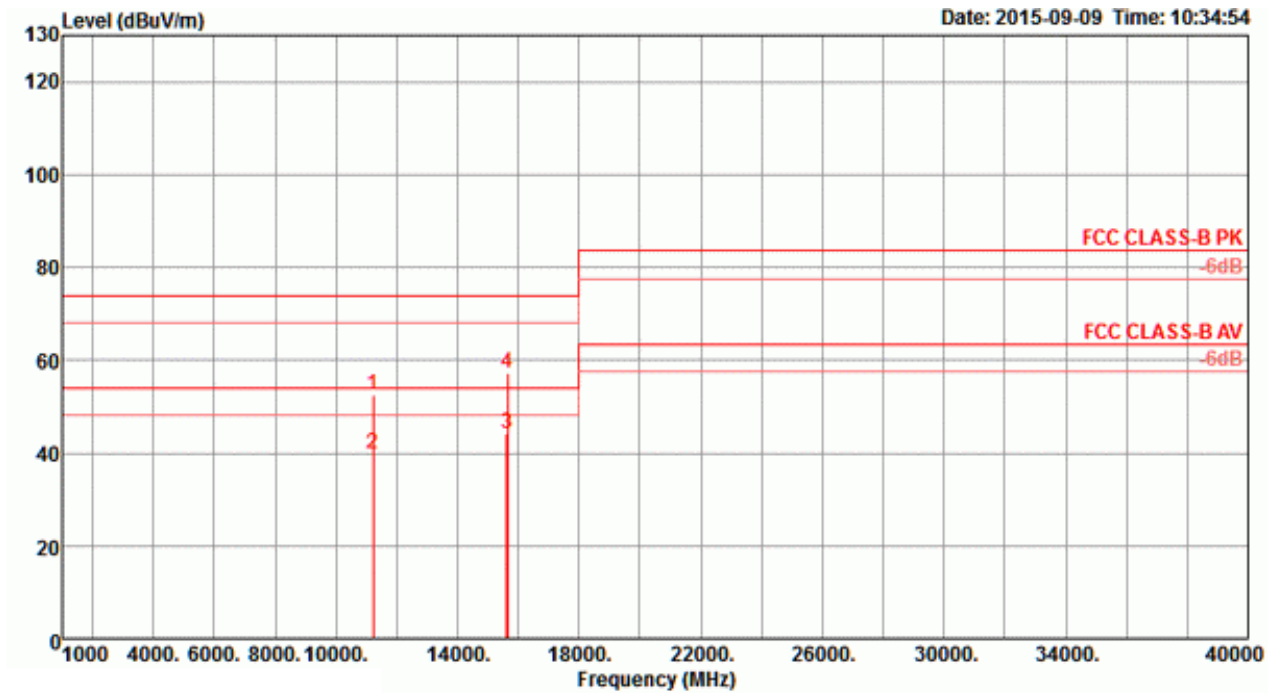
Vertical



	Freq	Level	Limit	Over	Read	Cable	Antenna	Preamp	T/Pos	A/Pos	Remark	Pol/Phase
	MHz	dBuV/m	dBuV/m	dB	dBuV	dB	dB/m	dB	deg	cm		
1	11061.08	52.41	74.00	-21.59	41.94	6.42	38.70	34.65	126	163	Peak	VERTICAL
2	11069.68	39.59	54.00	-14.41	29.12	6.42	38.70	34.65	126	163	Average	VERTICAL
3	15622.32	57.30	74.00	-16.70	46.08	7.59	38.32	34.69	151	129	Peak	VERTICAL
4	15624.40	44.05	54.00	-9.95	32.85	7.59	38.32	34.71	151	129	Average	VERTICAL

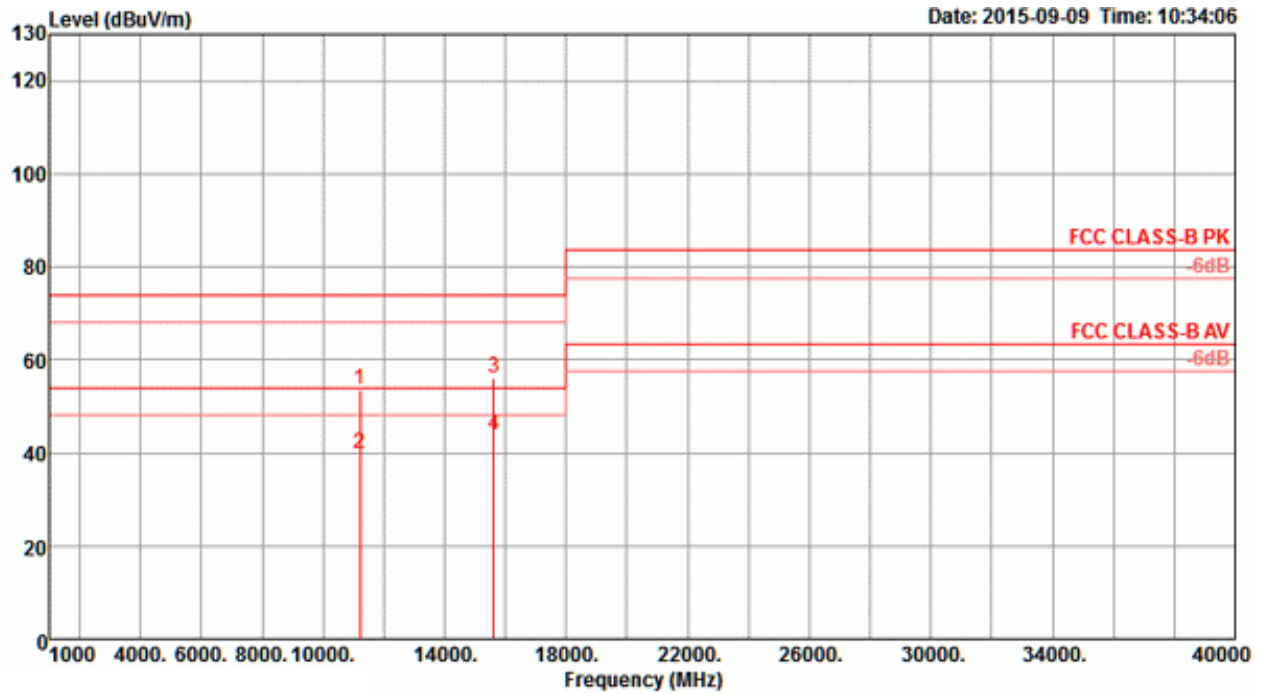
Temperature	26°C	Humidity	57%
Test Engineer	Roki Liu	Configurations	IEEE 802.11ac MCS0/Nss2 VHT80+80 Type 2 / CH 42+122 / Chain 5 + Chain 6 + Chain 7 + Chain 8

Horizontal



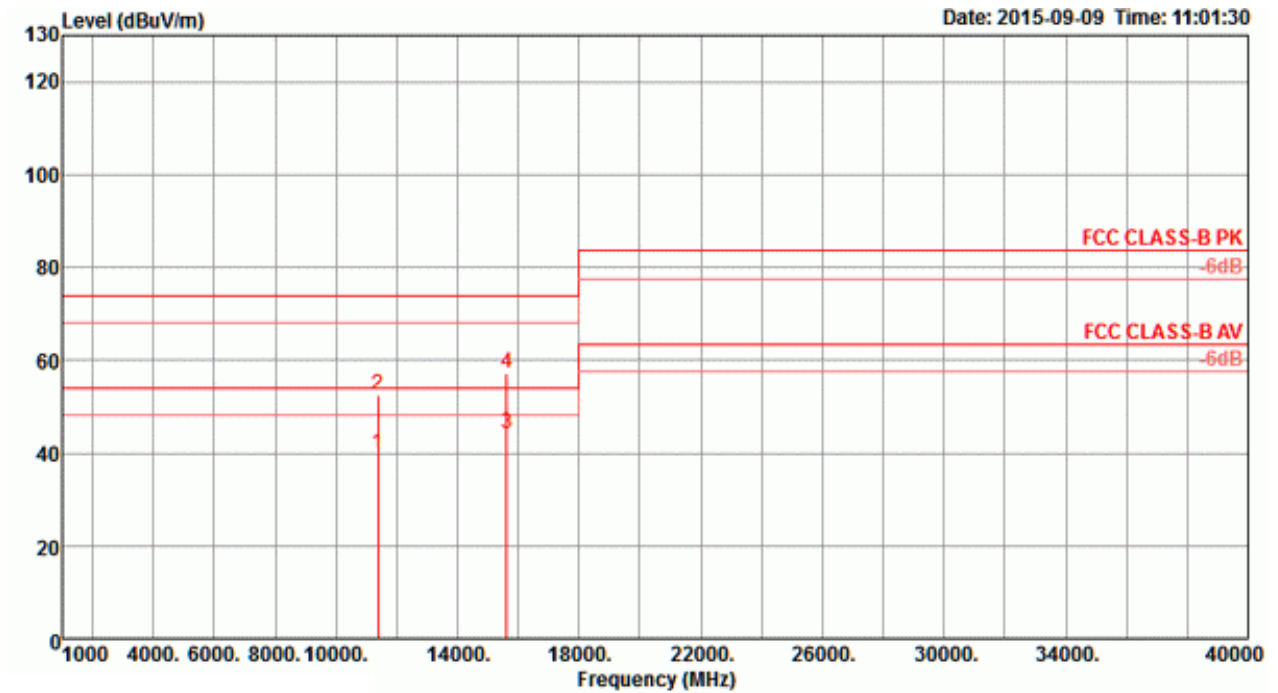
Peak	Freq (MHz)	Level (dBuV/m)	Limit Line (dBuV/m)	Over Limit (dB)	Read Level (dBuV)	Cable Loss (dB)	Antenna Loss (dB/m)	Preamp Factor (dB)	T/Pos (deg)	A/Pos (cm)	Remark	Pol/Phase
1	11214.24	52.60	74.00	-21.40	42.08	6.46	38.70	34.64	70	238	Peak	HORIZONTAL
2	11218.68	39.76	54.00	-14.24	29.24	6.46	38.70	34.64	70	238	Average	HORIZONTAL
3	15621.84	44.01	54.00	-9.99	32.79	7.59	38.32	34.69	24	208	Average	HORIZONTAL
4	15631.92	57.17	74.00	-16.83	45.94	7.59	38.35	34.71	24	208	Peak	HORIZONTAL

Vertical



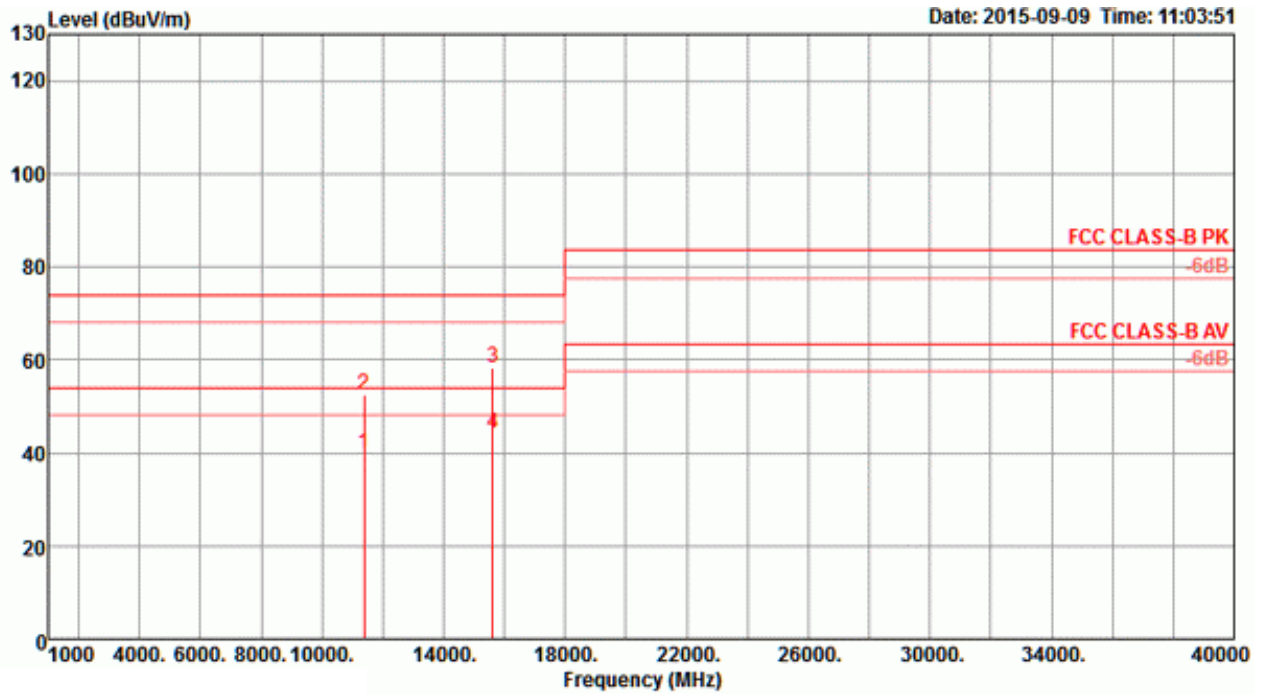
Temperature	26°C	Humidity	57%
Test Engineer	Roki Liu	Configurations	IEEE 802.11ac MCS0/Nss2 VHT80+80 Type 3 / CH 42+138 / Chain 5 + Chain 6 + Chain 7 + Chain 8

Horizontal



	Freq	Level	Limit	Over	Read	CableAntenna	Preamp	T/Pos	A/Pos	Remark	Pol/Phase
	MHz	dBuV/m	dBuV/m	dB	dBuV	dB	dB/m	dB	deg	cm	
1	11377.88	39.74	54.00	-14.26	29.17	6.50	38.70	34.63	161	118 Average	HORIZONTAL
2	11381.48	52.50	74.00	-21.50	41.92	6.51	38.70	34.63	161	118 Peak	HORIZONTAL
3	15628.85	44.20	54.00	-9.80	32.97	7.59	38.35	34.71	116	176 Average	HORIZONTAL
4	15629.24	57.24	74.00	-16.76	46.01	7.59	38.35	34.71	116	176 Peak	HORIZONTAL

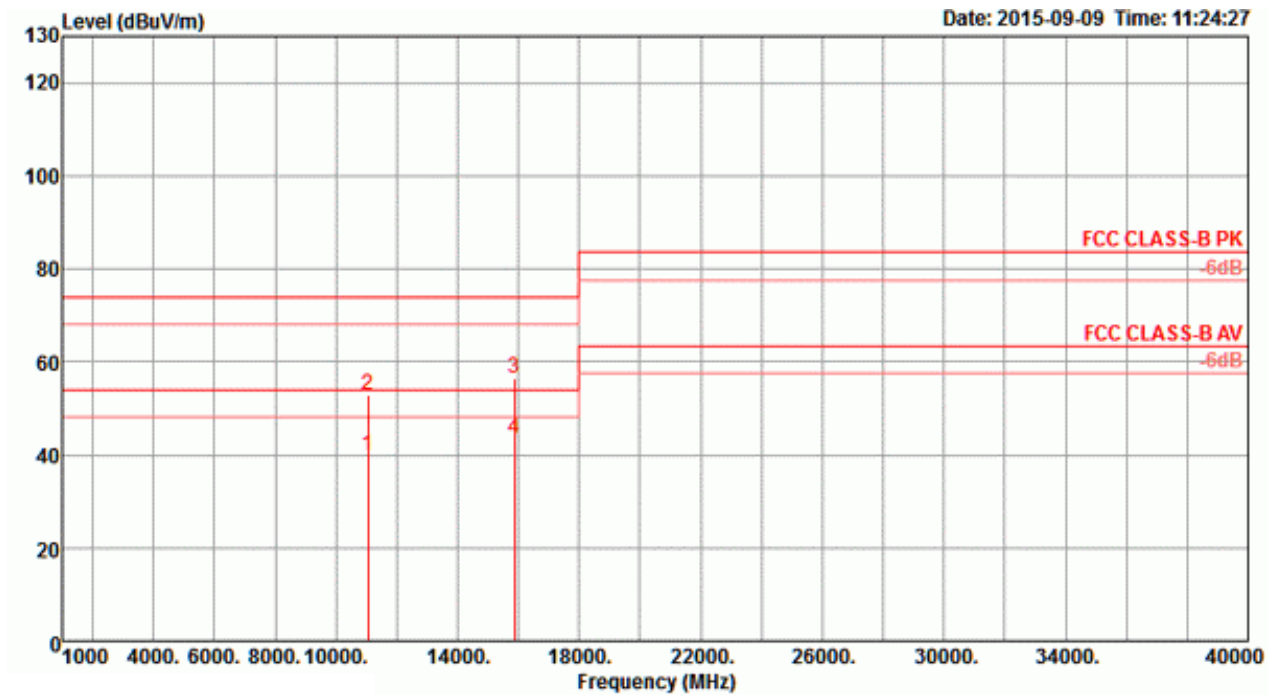
Vertical



	Freq	Level	Limit	Over	Read	Cable	Antenna	Preamp	T/Pos	A/Pos	Remark	Pol/Phase
	MHz	dBuV/m	dBuV/m	dB	dBuV	dB	dB/m	dB	deg	cm		
1	11377.61	39.70	54.00	-14.30	29.13	6.50	38.70	34.63	203	144	Average	VERTICAL
2	11378.52	52.60	74.00	-21.40	42.02	6.51	38.70	34.63	203	144	Peak	VERTICAL
3	15629.46	58.31	74.00	-15.69	47.08	7.59	38.35	34.71	125	185	Peak	VERTICAL
4	15630.73	44.08	54.00	-9.92	32.85	7.59	38.35	34.71	125	185	Average	VERTICAL

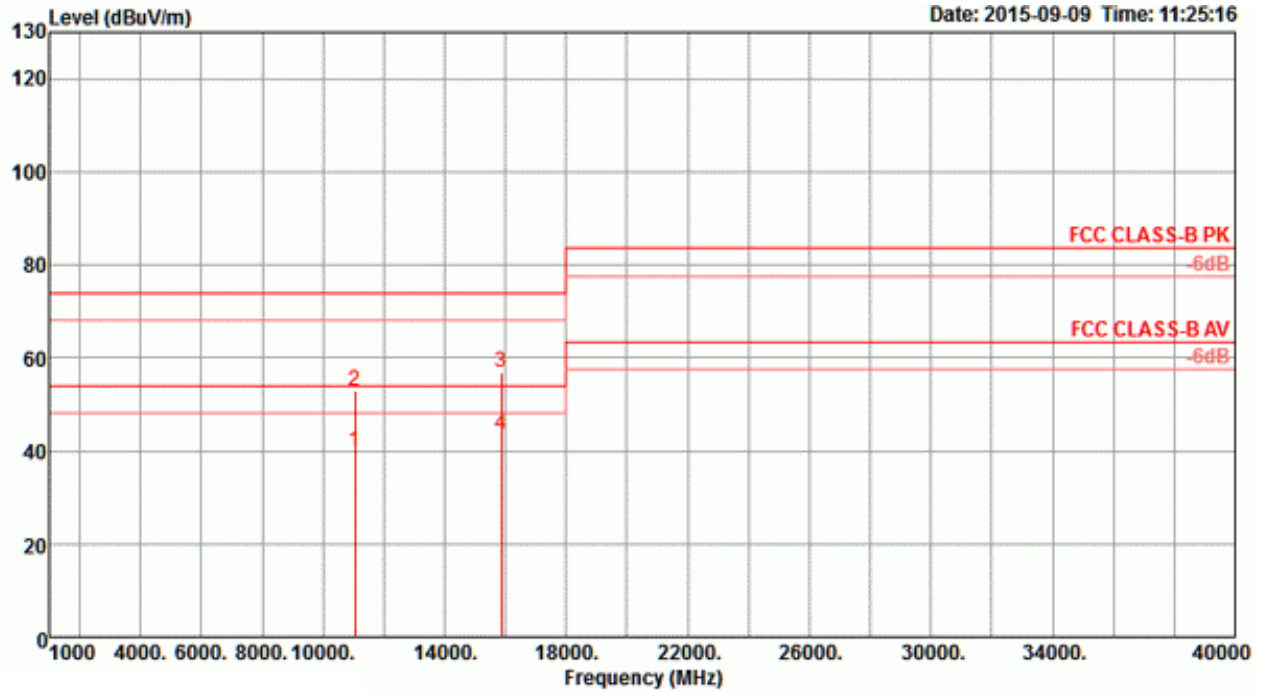
Temperature	26°C	Humidity	57%
Test Engineer	Roki Liu	Configurations	IEEE 802.11ac MCS0/Nss2 VHT80+80 Type 4 / CH 58+106 / Chain 5 + Chain 6 + Chain 7 + Chain 8

Horizontal



	Freq	Level	Limit	Over	Read	CableAntenna	Preamp	T/Pos	A/Pos	Remark	Pol/Phase
	MHz	dBuV/m	dBuV/m	dB	dBuV	dB	dB/m	dB	deg	cm	
1	11061.79	39.83	54.00	-14.17	29.36	6.42	38.70	34.65	337	169 Average	HORIZONTAL
2	11062.13	52.77	74.00	-21.23	42.30	6.42	38.70	34.65	337	169 Peak	HORIZONTAL
3	15867.60	56.40	74.00	-17.60	44.86	7.67	38.78	34.91	257	193 Peak	HORIZONTAL
4	15869.27	43.46	54.00	-10.54	31.92	7.67	38.78	34.91	257	193 Average	HORIZONTAL

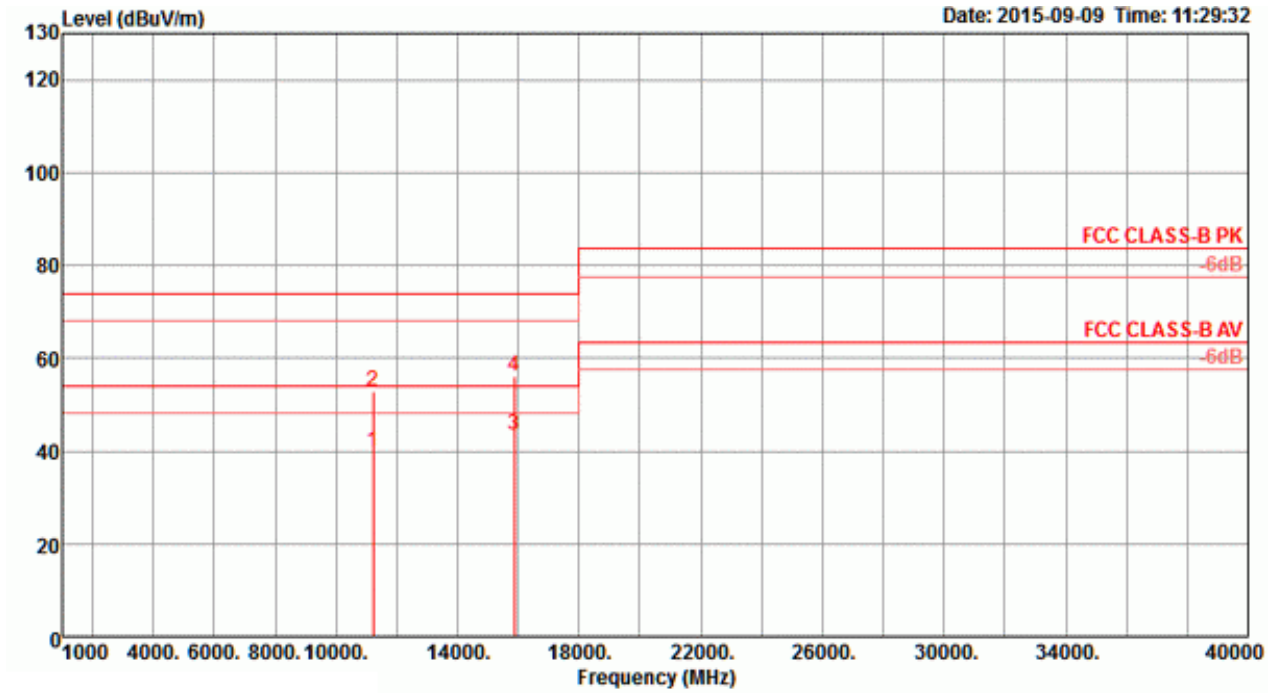
Vertical



	Freq	Level	Limit	Over	Read	Cable	Antenna	Preamp	T/Pos	A/Pos	Remark	Pol/Phase
	MHz	dBuV/m	dBuV/m	dB	dBuV	dB	dB/m	dB	deg	cm		
1	11058.16	39.80	54.00	-14.20	29.34	6.42	38.70	34.66	289	205	Average	VERTICAL
2	11061.45	52.91	74.00	-21.09	42.44	6.42	38.70	34.65	289	205	Peak	VERTICAL
3	15868.36	56.76	74.00	-17.24	45.22	7.67	38.78	34.91	355	230	Peak	VERTICAL
4	15869.83	43.47	54.00	-10.53	31.93	7.67	38.78	34.91	355	230	Average	VERTICAL

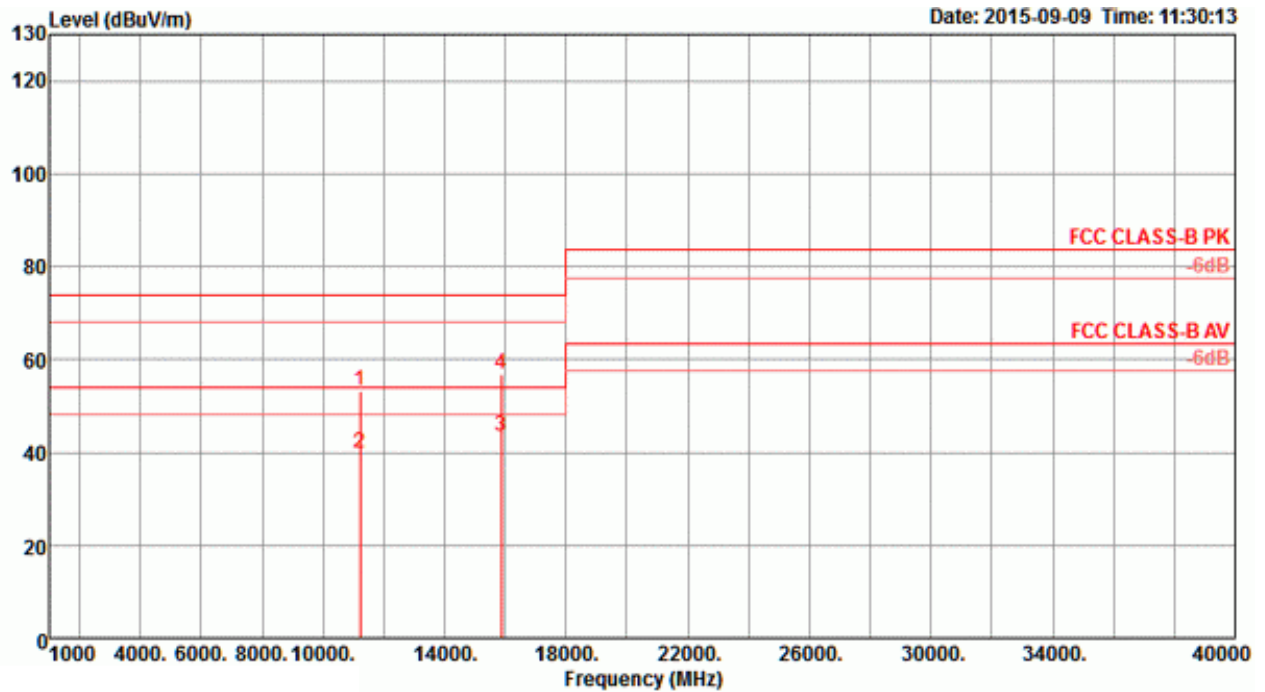
Temperature	26°C	Humidity	57%
Test Engineer	Roki Liu	Configurations	IEEE 802.11ac MCS0/Nss2 VHT80+80 Type 5 / CH 58+122 / Chain 5 + Chain 6 + Chain 7 + Chain 8

Horizontal



	Freq	Level	Limit	Over	Read	CableAntenna	Preamp	T/Pos	A/Pos	Remark	Pol/Phase
	MHz	dBuV/m	dBuV/m	dB	dBuV	dB	dB/m	dB	deg	cm	
1	11218.20	39.77	54.00	-14.23	29.25	6.46	38.70	34.64	236	271 Average	HORIZONTAL
2	11219.73	52.79	74.00	-21.21	42.27	6.46	38.70	34.64	236	271 Peak	HORIZONTAL
3	15867.55	43.61	54.00	-10.39	32.07	7.67	38.78	34.91	289	185 Average	HORIZONTAL
4	15868.15	55.95	74.00	-18.05	44.41	7.67	38.78	34.91	289	185 Peak	HORIZONTAL

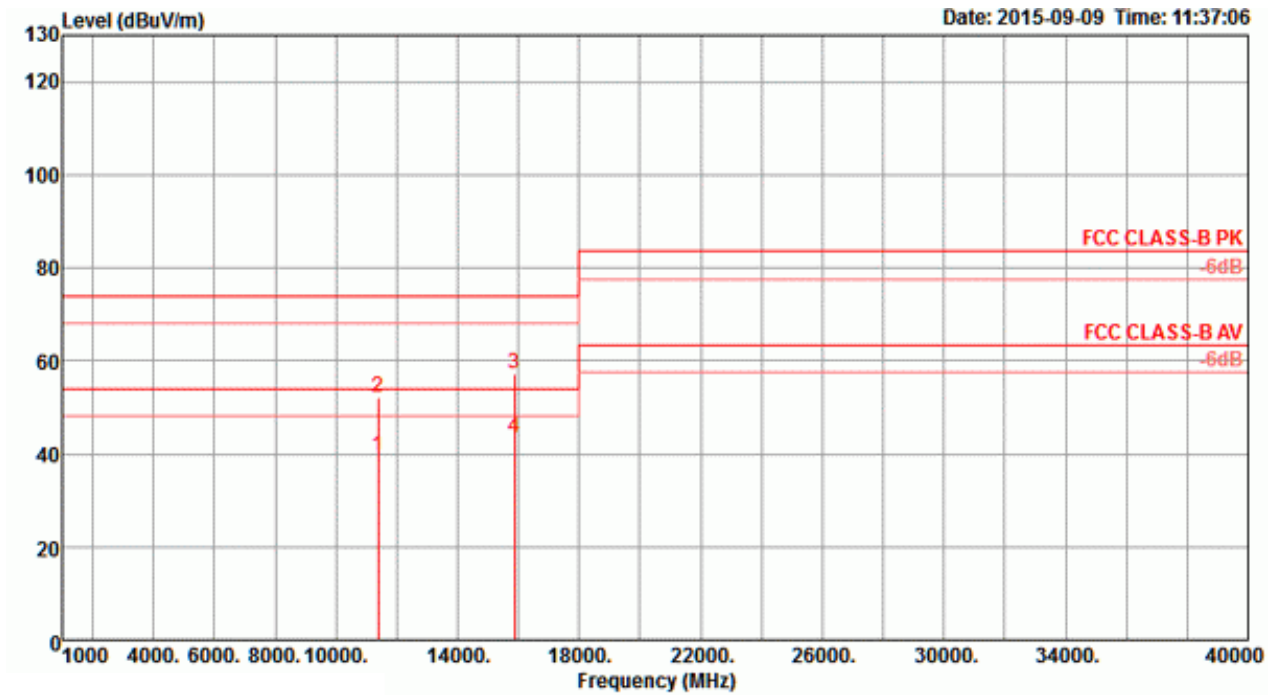
Vertical



	Freq	Level	Limit	Over	Read	CableAntenna	Preamp	T/Pos	A/Pos	Remark	Pol/Phase
	MHz	dBuV/m	dBuV/m	dB	dBuV	dB	dB/m	dB	deg	cm	
1	11217.82	53.15	74.00	-20.85	42.63	6.46	38.70	34.64	284	219 Peak	VERTICAL
2	11219.62	39.72	54.00	-14.28	29.20	6.46	38.70	34.64	284	219 Average	VERTICAL
3	15870.90	43.49	54.00	-10.51	31.95	7.67	38.78	34.91	213	210 Average	VERTICAL
4	15872.28	56.72	74.00	-17.28	45.18	7.67	38.78	34.91	213	210 Peak	VERTICAL

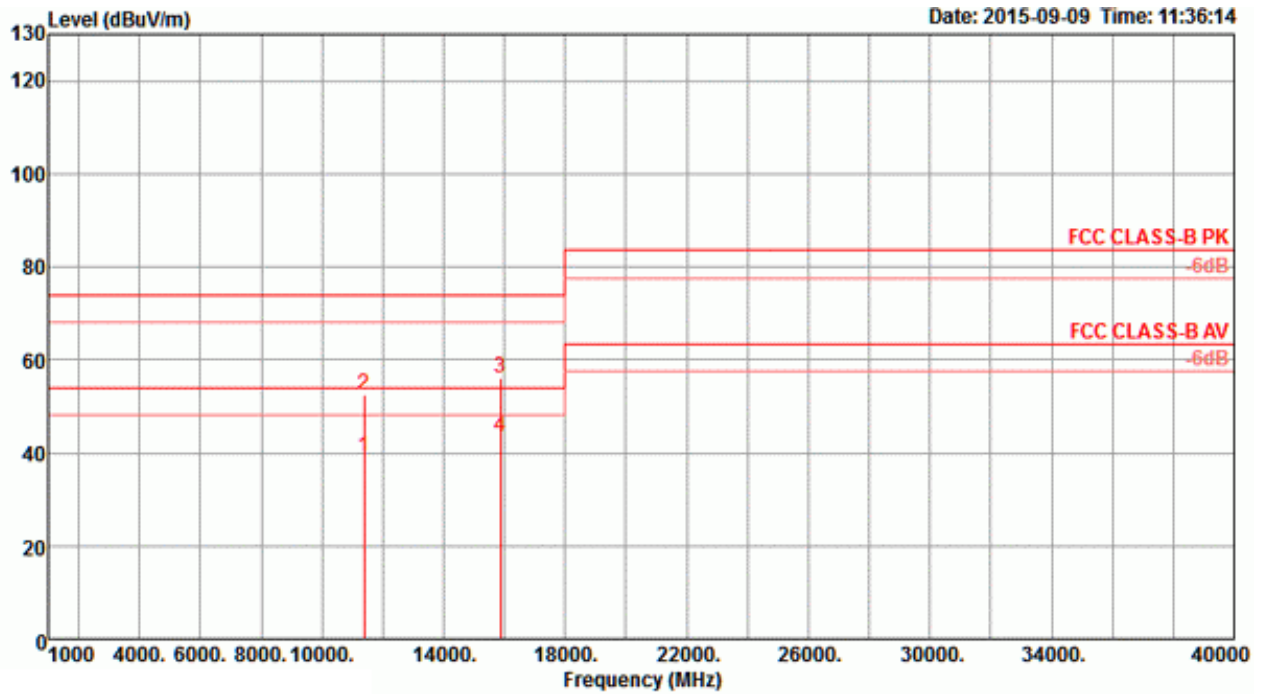
Temperature	26°C	Humidity	57%
Test Engineer	Roki Liu	Configurations	IEEE 802.11ac MCS0/Nss2 VHT80+80 Type 6 / CH 58+138 / Chain 5 + Chain 6 + Chain 7 + Chain 8

Horizontal



	Freq	Level	Limit	Over	Read	CableAntenna	Preamp	T/Pos	A/Pos	Remark	Pol/Phase
	MHz	dBuV/m	dBuV/m	dB	dBuV	dB	dB/m	dB	deg	cm	
1	11375.40	39.35	54.00	-14.65	28.78	6.50	38.70	34.63	127	196 Average	HORIZONTAL
2	11379.46	52.06	74.00	-21.94	41.48	6.51	38.70	34.63	127	196 Peak	HORIZONTAL
3	15866.86	57.20	74.00	-16.80	45.66	7.67	38.78	34.91	79	140 Peak	HORIZONTAL
4	15867.74	43.49	54.00	-10.51	31.95	7.67	38.78	34.91	79	140 Average	HORIZONTAL

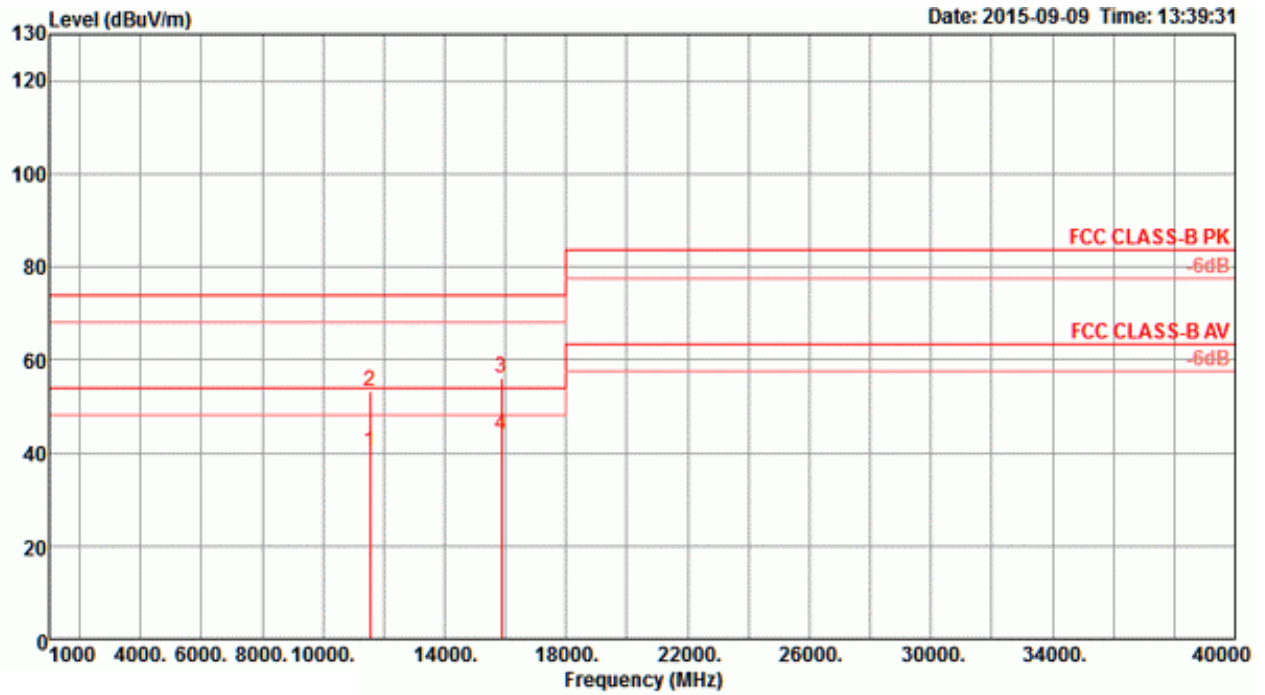
Vertical



	Freq	Level	Limit	Over	Read	Cable	Antenna	Preamp	T/Pos	A/Pos	Remark	Pol/Phase
	MHz	dBuV/m	dBuV/m	dB	dBuV	dB	dB/m	dB	deg	cm		
1	11375.72	39.25	54.00	-14.75	28.68	6.50	38.70	34.63	194	228	Average	VERTICAL
2	11378.60	52.35	74.00	-21.65	41.77	6.51	38.70	34.63	194	228	Peak	VERTICAL
3	15867.34	56.08	74.00	-17.92	44.54	7.67	38.78	34.91	38	184	Peak	VERTICAL
4	15867.92	43.44	54.00	-10.56	31.90	7.67	38.78	34.91	38	184	Average	VERTICAL

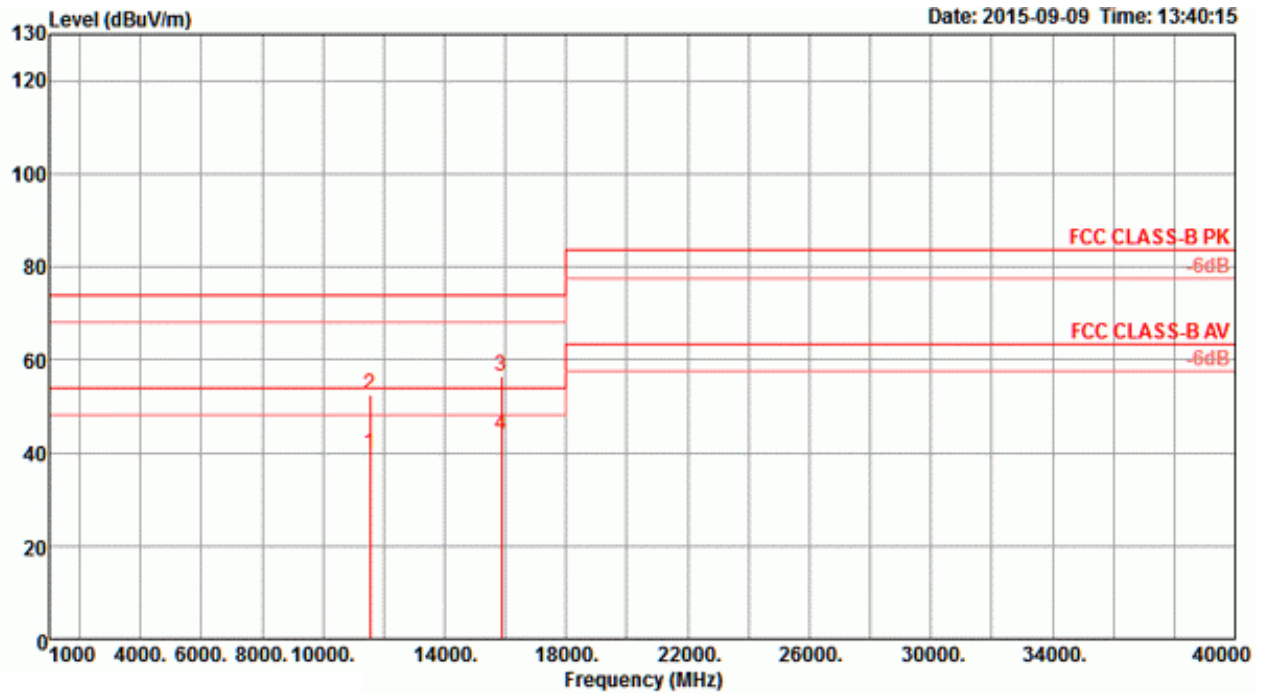
Temperature	26°C	Humidity	57%
Test Engineer	Roki Liu	Configurations	IEEE 802.11ac MCS0/Nss2 VHT80+80 Type 7 / CH 58+155 / Chain 5 + Chain 6 + Chain 7 + Chain 8

Horizontal



	Freq	Level	Limit	Over	Read	CableAntenna	Preamp	T/Pos	A/Pos	Remark	Pol/Phase
	MHz	dBuV/m	dBuV/m	dB	dBuV	dB	dB/m	dB	deg	cm	
1	11545.98	40.07	54.00	-13.93	29.46	6.54	38.71	34.64	229	215 Average	HORIZONTAL
2	11550.62	53.31	74.00	-20.69	42.69	6.55	38.71	34.64	229	215 Peak	HORIZONTAL
3	15868.90	56.21	74.00	-17.79	44.67	7.67	38.78	34.91	318	186 Peak	HORIZONTAL
4	15874.30	43.87	54.00	-10.13	32.33	7.67	38.78	34.91	318	186 Average	HORIZONTAL

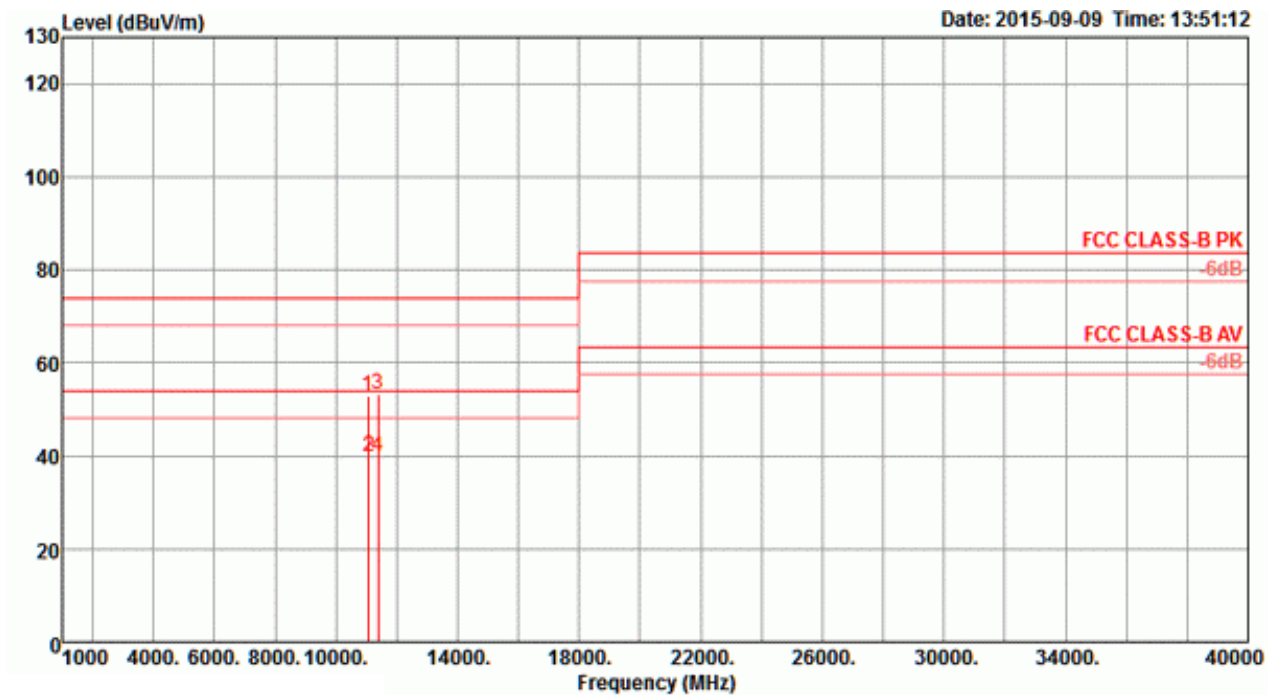
Vertical



	Freq	Level	Limit	Over	Read	Cable	Antenna	Preamp	T/Pos	A/Pos	Remark	Pol/Phase
	MHz	dBuV/m	dBuV/m	dB	dBuV	dB	dB/m	dB	deg	cm		
1	11545.74	39.97	54.00	-14.03	29.36	6.54	38.71	34.64	279	191	Average	VERTICAL
2	11548.26	52.67	74.00	-21.33	42.06	6.54	38.71	34.64	279	191	Peak	VERTICAL
3	15872.12	56.54	74.00	-17.46	45.00	7.67	38.78	34.91	264	161	Peak	VERTICAL
4	15873.96	43.73	54.00	-10.27	32.19	7.67	38.78	34.91	264	161	Average	VERTICAL

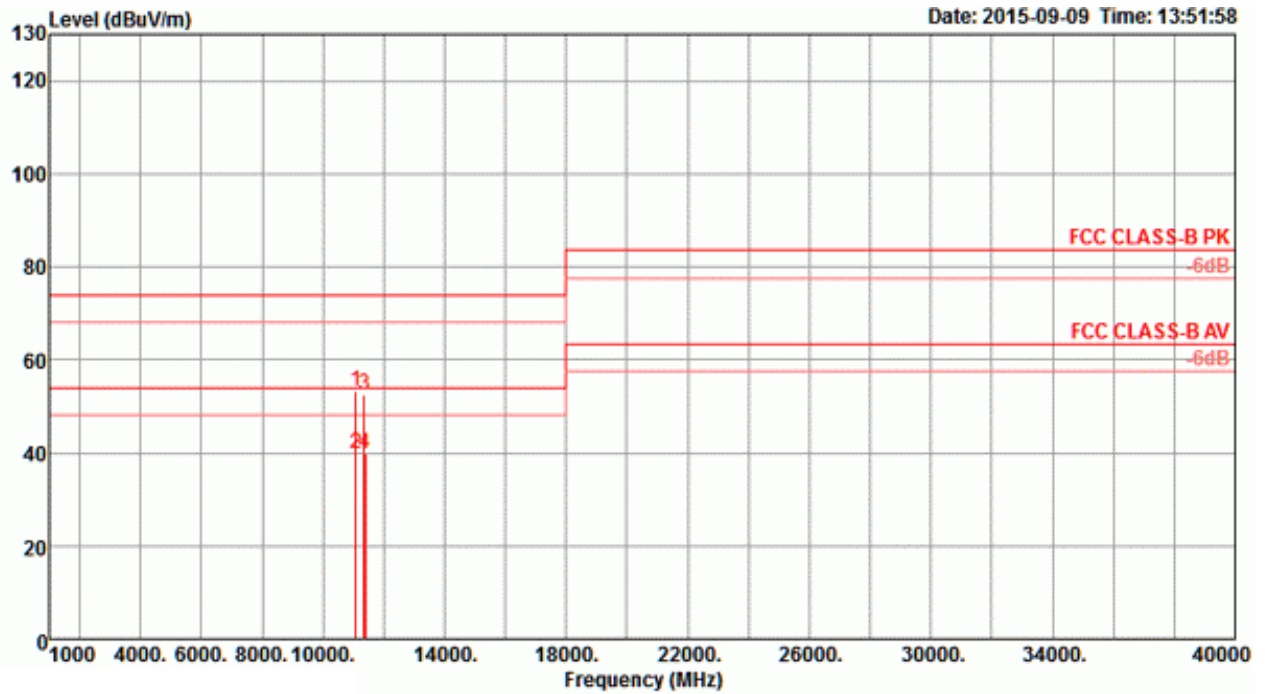
Temperature	26°C	Humidity	57%
Test Engineer	Roki Liu	Configurations	IEEE 802.11ac MCS0/Nss2 VHT80+80 Type 8 / CH 106+138 / Chain 5 + Chain 6 + Chain 7 + Chain 8

Horizontal



	Freq	Level	Limit	Over	Read	Cable	Antenna	Preamp	T/Pos	A/Pos	Remark	Pol/Phase
	MHz	dBuV/m	dBuV/m	dB	dBuV	dB	dB/m	dB	deg	cm		
1	11056.16	52.69	74.00	-21.31	42.23	6.42	38.70	34.66	178	191	Peak	HORIZONTAL
2	11069.68	39.88	54.00	-14.12	29.41	6.42	38.70	34.65	178	191	Average	HORIZONTAL
3	11386.04	53.14	74.00	-20.86	42.56	6.51	38.70	34.63	178	181	Peak	HORIZONTAL
4	11387.84	39.79	54.00	-14.21	29.21	6.51	38.70	34.63	178	181	Average	HORIZONTAL

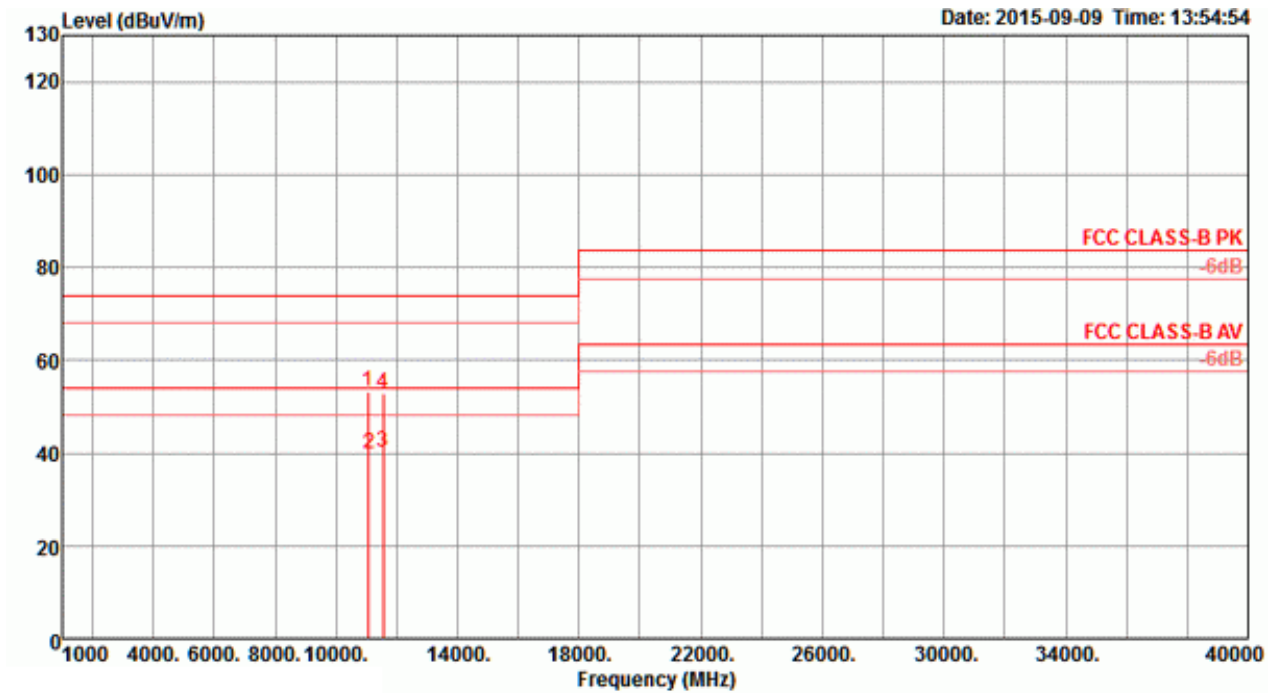
Vertical



	Freq	Level	Limit	Over	Read	Cable	Antenna	Preamp	T/Pos	A/Pos	Remark	Pol/Phase
	MHz	dBuV/m	dBuV/m	dB	dBuV	dB	dB/m	dB	deg	cm		
1	11068.68	53.08	74.00	-20.92	42.61	6.42	38.70	34.65	213	176	Peak	VERTICAL
2	11069.88	39.90	54.00	-14.10	29.43	6.42	38.70	34.65	213	176	Average	VERTICAL
3	11370.92	52.62	74.00	-21.38	42.05	6.50	38.70	34.63	244	215	Peak	VERTICAL
4	11373.24	39.78	54.00	-14.22	29.21	6.50	38.70	34.63	244	215	Average	VERTICAL

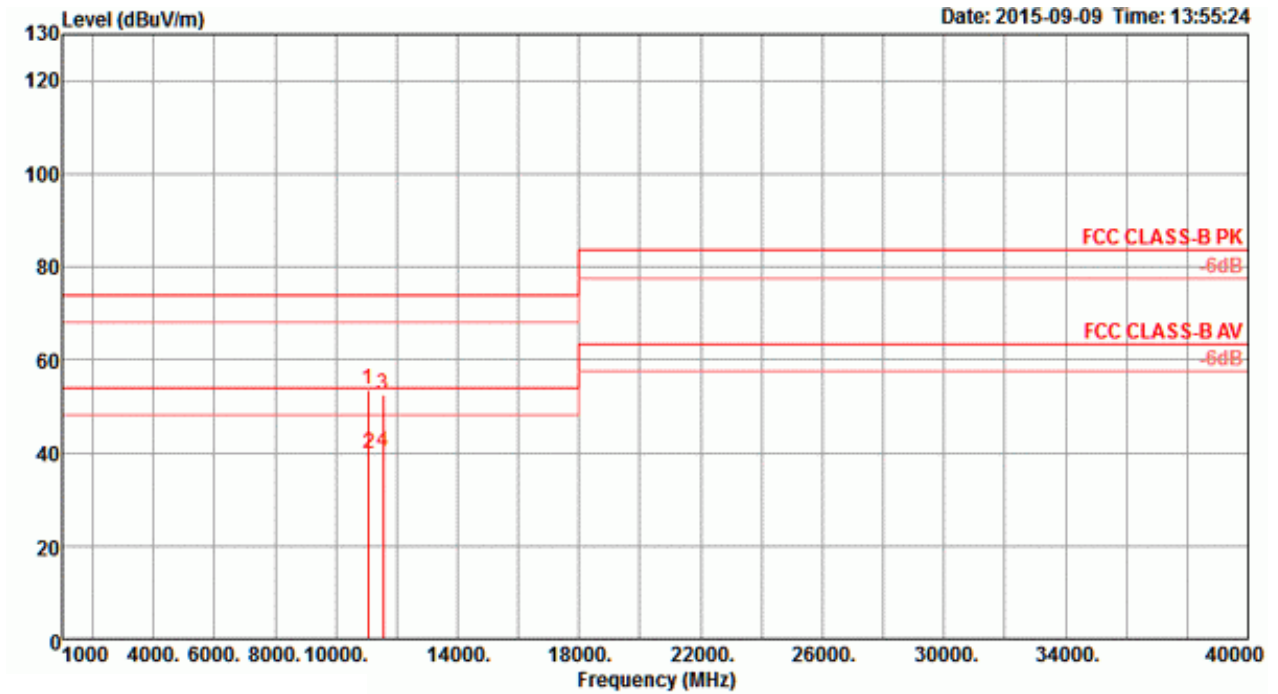
Temperature	26°C	Humidity	57%
Test Engineer	Roki Liu	Configurations	IEEE 802.11ac MCS0/Nss2 VHT80+80 Type 9 / CH 106+155 / Chain 5 + Chain 6 + Chain 7 + Chain 8

Horizontal



	Freq	Level	Limit	Over	Read	CableAntenna	Preamp	T/Pos	A/Pos	Remark	Pol/Phase
	MHz	dBuV/m	dBuV/m	dB	dBuV	dB	dB/m	deg	cm		
1	11056.84	53.18	74.00	-20.82	42.72	6.42	38.70	34.66	192	203 Peak	HORIZONTAL
2	11069.32	39.92	54.00	-14.08	29.45	6.42	38.70	34.65	192	203 Average	HORIZONTAL
3	11551.64	40.29	54.00	-13.71	29.67	6.55	38.71	34.64	153	219 Average	HORIZONTAL
4	11559.36	52.74	74.00	-21.26	42.12	6.55	38.71	34.64	153	219 Peak	HORIZONTAL

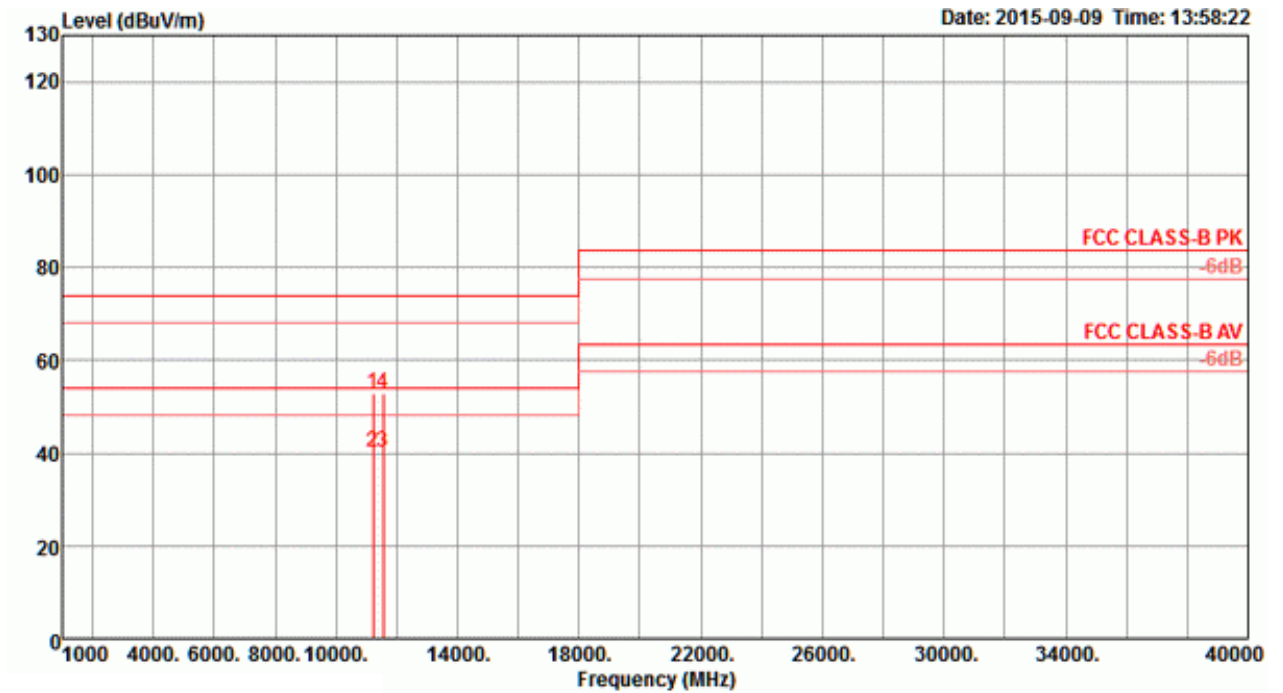
Vertical



	Freq	Level	Limit	Over	Read	Cable	Antenna	Preamp	T/Pos	A/Pos	Remark	Pol/Phase
	MHz	dBuV/m	dBuV/m	dB	dBuV	dB	dB/m	dB	deg	cm		
1	11054.84	53.46	74.00	-20.54	43.01	6.41	38.70	34.66	137	178	Peak	VERTICAL
2	11069.72	39.87	54.00	-14.13	29.40	6.42	38.70	34.65	137	178	Average	VERTICAL
3	11548.92	52.44	74.00	-21.56	41.82	6.55	38.71	34.64	110	197	Peak	VERTICAL
4	11557.48	40.13	54.00	-13.87	29.51	6.55	38.71	34.64	110	197	Average	VERTICAL

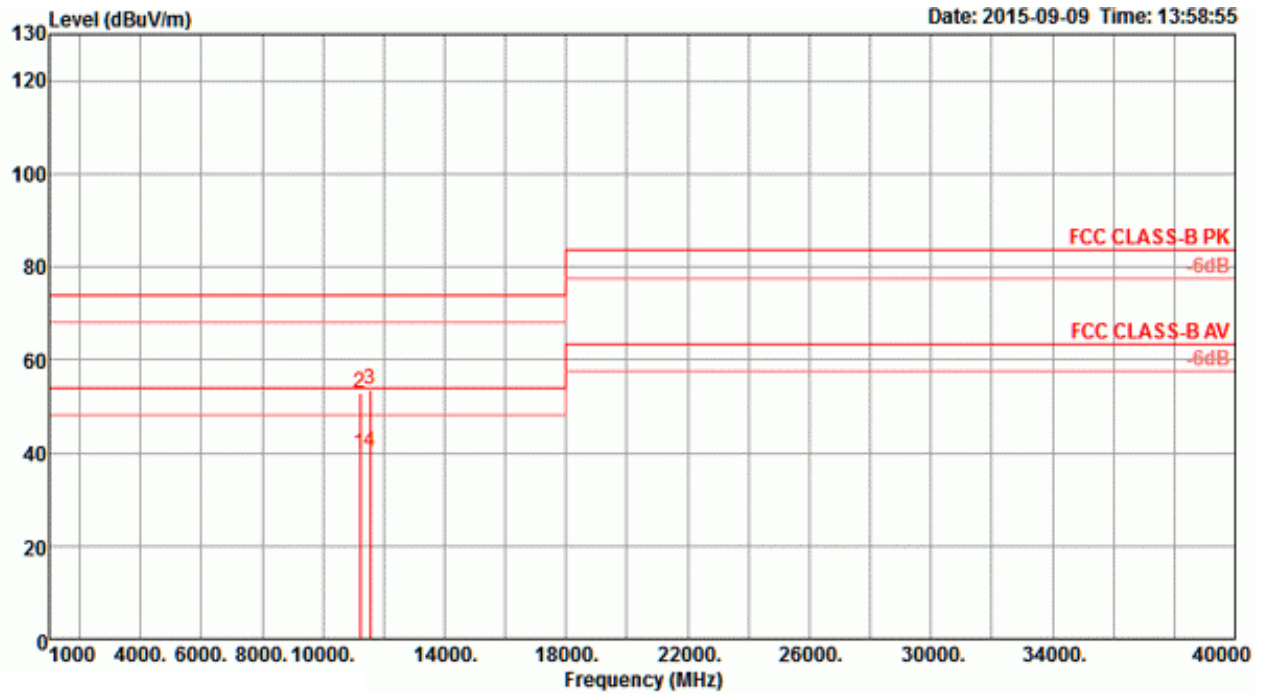
Temperature	26°C	Humidity	57%
Test Engineer	Roki Liu	Configurations	IEEE 802.11ac MCS0/Nss2 VHT80+80 Type 10 / CH 122+155 / Chain 5 + Chain 6 + Chain 7 + Chain 8

Horizontal



	Freq	Level	Limit	Over	Read	CableAntenna	Preamp	T/Pos	A/Pos	Remark	Pol/Phase
	MHz	dBuV/m	dBuV/m	dB	dBuV	dB	dB/m	dB	deg	cm	
1	11216.44	52.99	74.00	-21.01	42.47	6.46	38.70	34.64	165	165 Peak	HORIZONTAL
2	11218.84	40.02	54.00	-13.98	29.50	6.46	38.70	34.64	165	165 Average	HORIZONTAL
3	11547.88	40.24	54.00	-13.76	29.63	6.54	38.71	34.64	117	203 Average	HORIZONTAL
4	11551.20	53.02	74.00	-20.98	42.40	6.55	38.71	34.64	117	203 Peak	HORIZONTAL

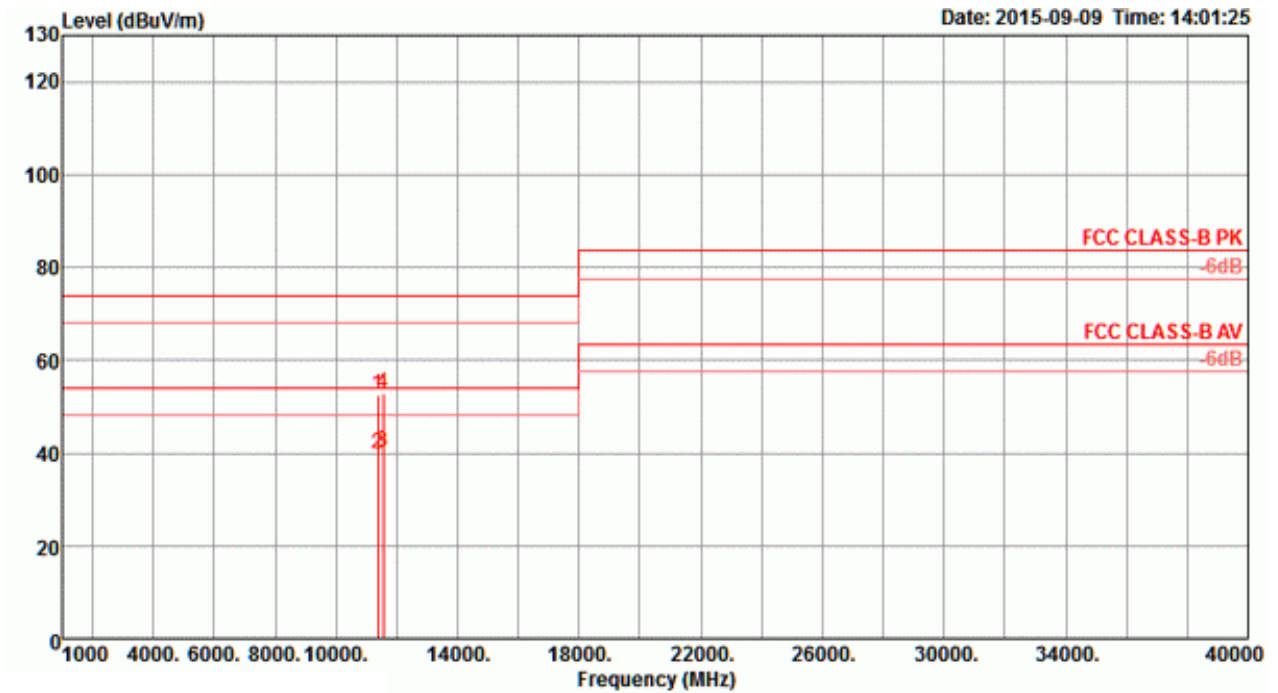
Vertical



	Freq	Level	Limit	Over	Read	Cable	Antenna	Preamp	T/Pos	A/Pos	Remark	Pol/Phase
	MHz	dBuV/m	dBuV/m	dB	dBuV	dB	dB/m	dB	deg	cm		
1	11210.40	39.97	54.00	-14.03	29.45	6.46	38.70	34.64	94	192	Average	VERTICAL
2	11223.40	52.99	74.00	-21.01	42.47	6.46	38.70	34.64	94	192	Peak	VERTICAL
3	11552.96	53.44	74.00	-20.56	42.82	6.55	38.71	34.64	56	231	Peak	VERTICAL
4	11554.20	40.14	54.00	-13.86	29.52	6.55	38.71	34.64	56	231	Average	VERTICAL

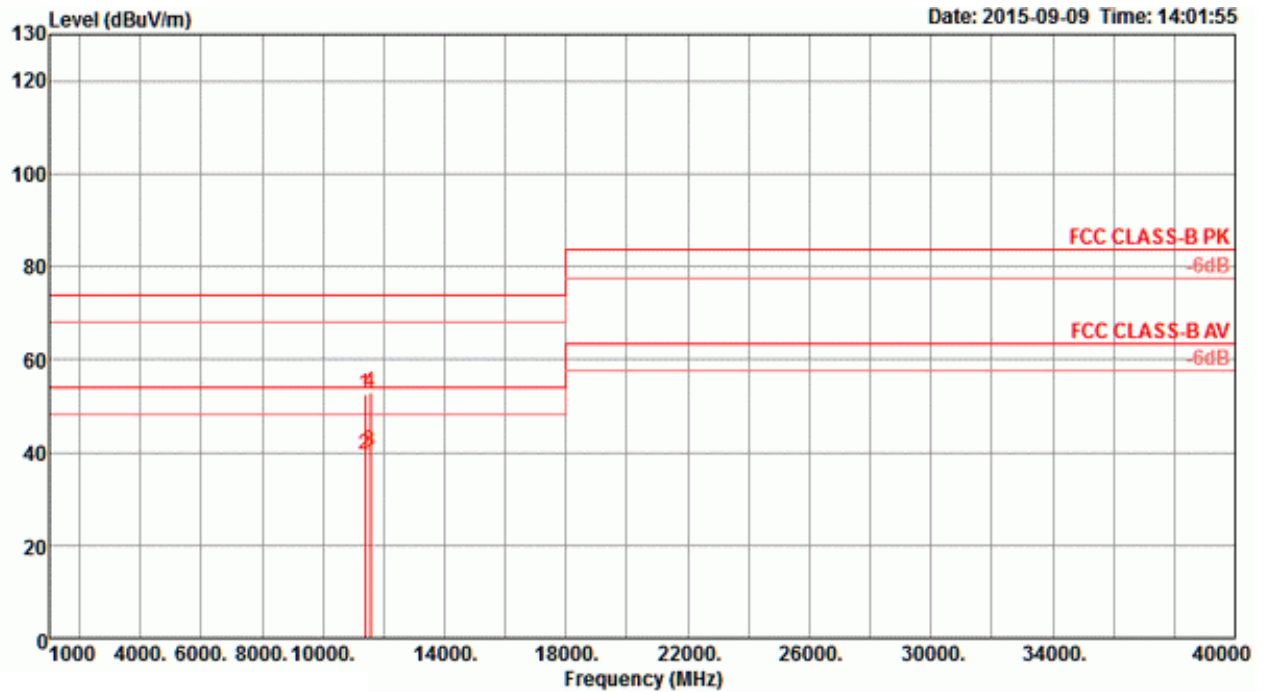
Temperature	26°C	Humidity	57%
Test Engineer	Roki Liu	Configurations	IEEE 802.11ac MCS0/Nss2 VHT80+80 Type 11 / CH 138+155 / Chain 5 + Chain 6 + Chain 7 + Chain 8

Horizontal



	Freq	Level	Limit	Over	Read	CableAntenna	Preamp	T/Pos	A/Pos	Remark	Pol/Phase
	MHz	dBuV/m	dBuV/m	dB	dBuV	dB	dB/m	dB	deg	cm	
1	11387.44	52.61	74.00	-21.39	42.03	6.51	38.70	34.63	147	193 Peak	HORIZONTAL
2	11389.68	39.92	54.00	-14.08	29.34	6.51	38.70	34.63	147	193 Average	HORIZONTAL
3	11548.88	40.34	54.00	-13.66	29.72	6.55	38.71	34.64	178	220 Average	HORIZONTAL
4	11552.08	52.75	74.00	-21.25	42.13	6.55	38.71	34.64	178	220 Peak	HORIZONTAL

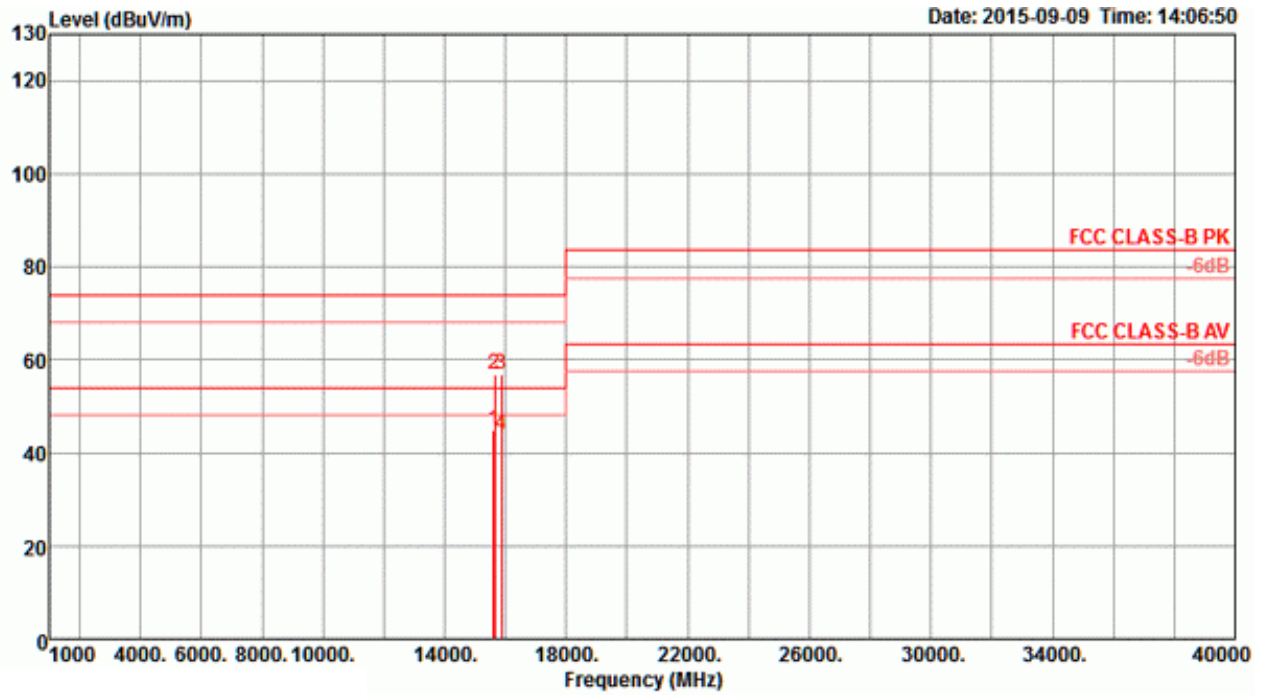
Vertical



	Freq	Level	Limit	Over	Read	Cable	Antenna	Preamp	T/Pos	A/Pos	Remark	Pol/Phase
	MHz	dBuV/m	dBuV/m	dB	dBuV	dB	dB/m	dB	deg	cm		
1	11384.92	52.48	74.00	-21.52	41.90	6.51	38.70	34.63	71	167	Peak	VERTICAL
2	11387.44	39.45	54.00	-14.55	28.87	6.51	38.70	34.63	71	167	Average	VERTICAL
3	11546.04	40.19	54.00	-13.81	29.58	6.54	38.71	34.64	133	233	Average	VERTICAL
4	11547.60	52.94	74.00	-21.06	42.33	6.54	38.71	34.64	133	233	Peak	VERTICAL

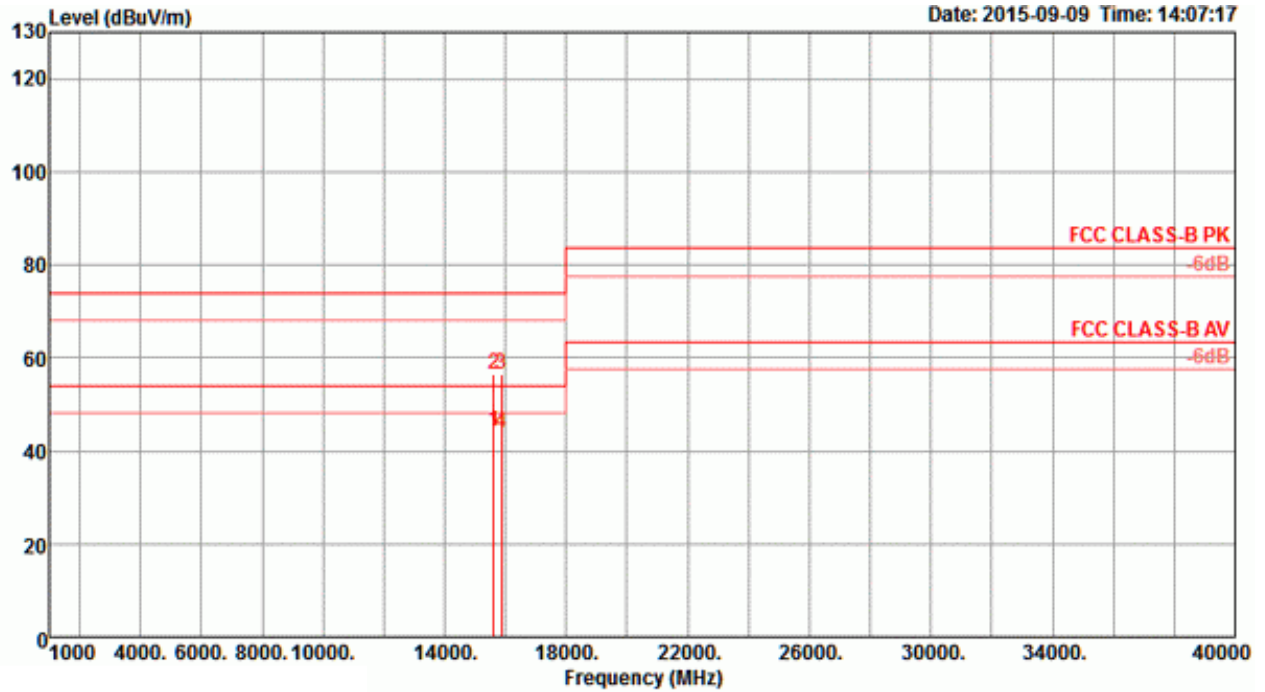
Temperature	26°C	Humidity	57%
Test Engineer	Roki Liu	Configurations	IEEE 802.11ac MCS0/Nss2 VHT80+80 Type 12 / CH 42+58 / Chain 5 + Chain 6 + Chain 7 + Chain 8

Horizontal



	Freq	Level	Limit	Over	Read	Cable	Antenna	Preamp	T/Pos	A/Pos	Remark	Pol/Phase
	MHz	dBuV/m	dBuV/m	dB	dBuV	dB	dB/m	dB	deg	cm		
1	15623.12	45.04	54.00	-8.96	33.82	7.59	38.32	34.69	348	156	Average	HORIZONTAL
2	15632.64	56.71	74.00	-17.29	45.48	7.59	38.35	34.71	348	156	Peak	HORIZONTAL
3	15873.08	57.03	74.00	-16.97	45.49	7.67	38.78	34.91	132	180	Peak	HORIZONTAL
4	15879.88	43.99	54.00	-10.01	32.47	7.67	38.78	34.93	132	180	Average	HORIZONTAL

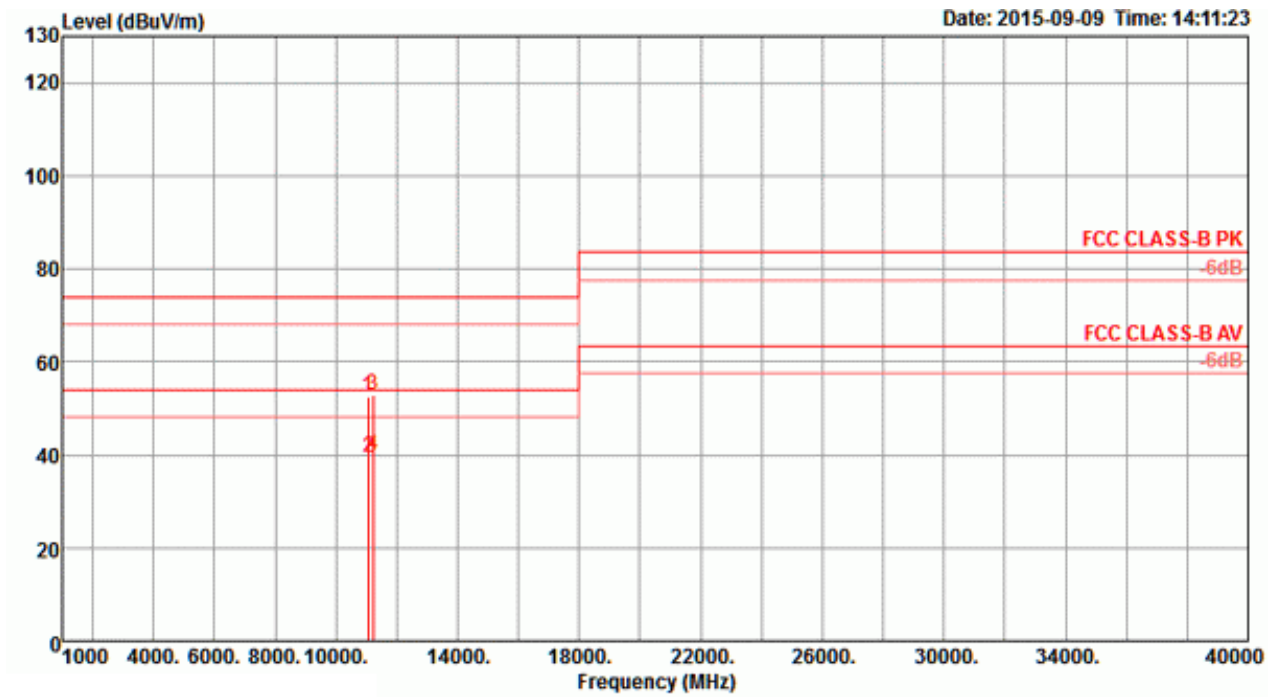
Vertical



	Freq	Level	Limit	Over	Read	Cable	Antenna	Preamp	T/Pos	A/Pos	Remark	Pol/Phase
	MHz	dBuV/m	dBuV/m	dB	dBuV	dB	dB/m	dB	deg	cm		
1	15627.00	44.31	54.00	-9.69	33.11	7.59	38.32	34.71	256	123	Average	VERTICAL
2	15629.16	56.39	74.00	-17.61	45.16	7.59	38.35	34.71	256	123	Peak	VERTICAL
3	15862.64	56.43	74.00	-17.57	44.92	7.67	38.75	34.91	210	158	Peak	VERTICAL
4	15874.96	43.90	54.00	-10.10	32.36	7.67	38.78	34.91	210	158	Average	VERTICAL

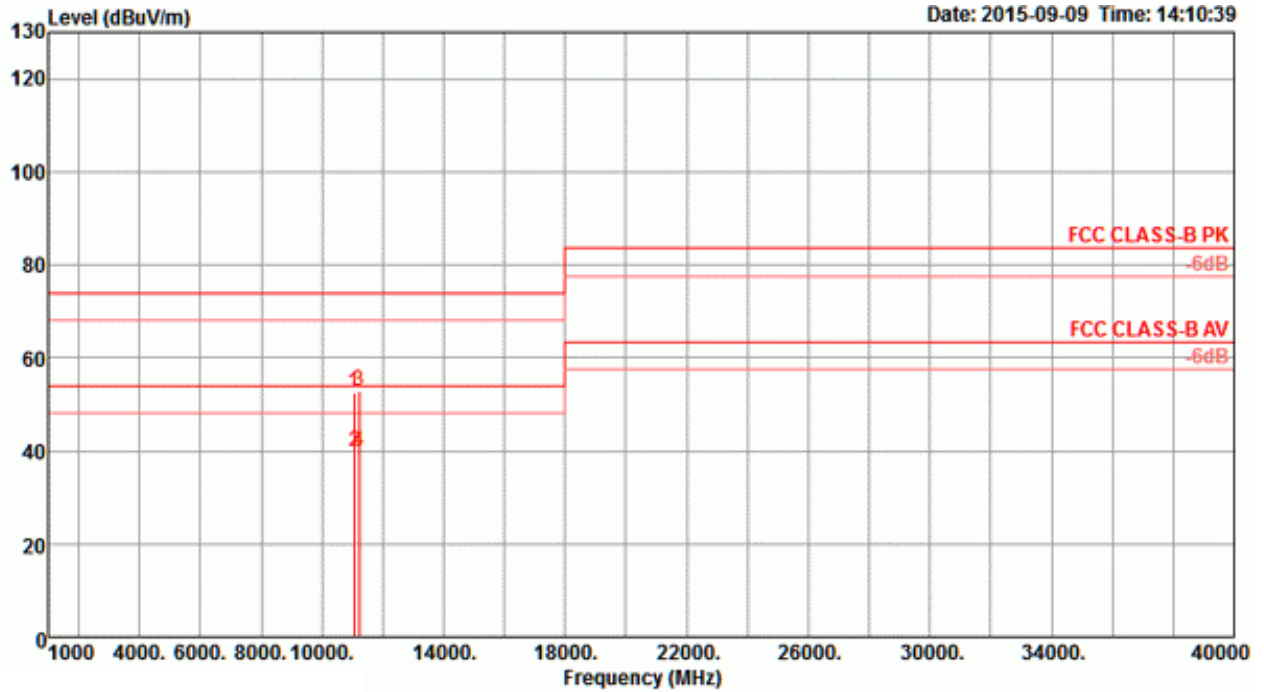
Temperature	26°C	Humidity	57%
Test Engineer	Roki Liu	Configurations	IEEE 802.11ac MCS0/Nss2 VHT80+80 Type 13 / CH 106+122 / Chain 5 + Chain 6 + Chain 7 + Chain 8

Horizontal



	Freq	Level	Limit	Over	Read	CableAntenna	Preamp	T/Pos	A/Pos	Remark	Pol/Phase
	MHz	dBuV/m	dBuV/m	dB	dBuV	dB	dB/m	deg	cm		
1	11051.36	52.37	74.00	-21.63	41.92	6.41	38.70	34.66	226	138 Peak	HORIZONTAL
2	11069.84	39.62	54.00	-14.38	29.15	6.42	38.70	34.65	226	138 Average	HORIZONTAL
3	11220.76	52.72	74.00	-21.28	42.20	6.46	38.70	34.64	61	183 Peak	HORIZONTAL
4	11229.84	39.86	54.00	-14.14	29.34	6.46	38.70	34.64	61	183 Average	HORIZONTAL

Vertical

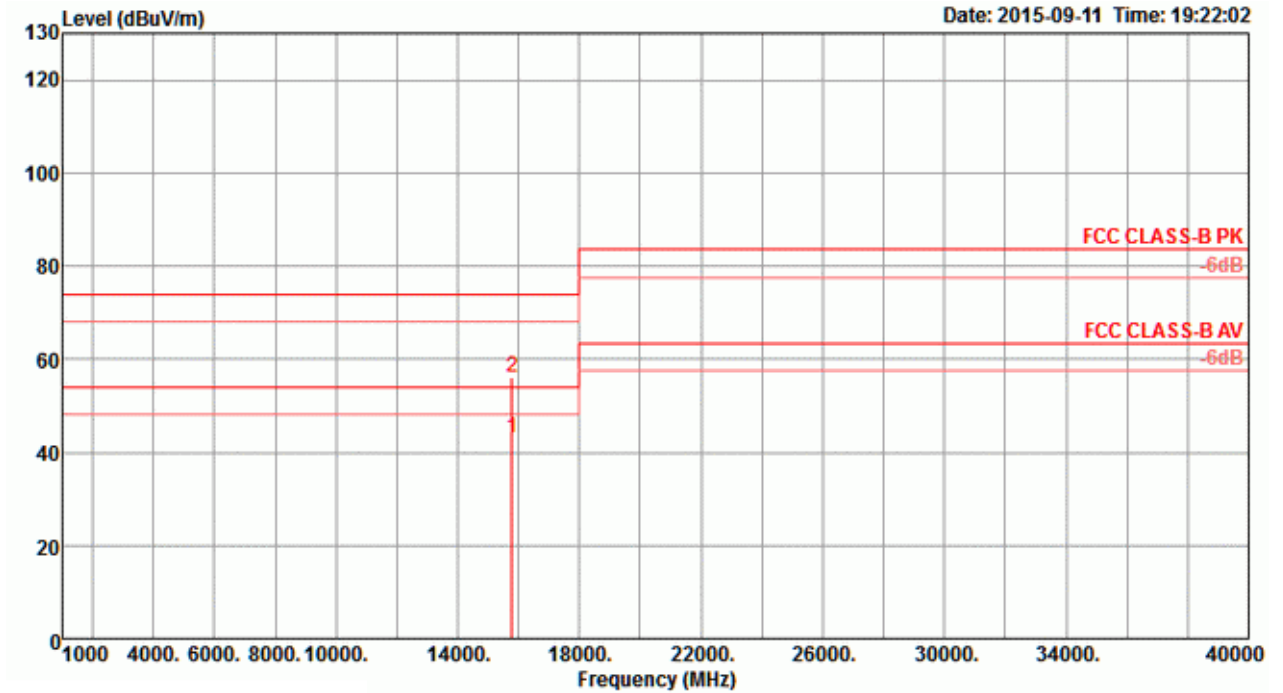


	Freq	Level	Limit	Over	Read	Cable	Antenna	Preamp	T/Pos	A/Pos	Remark	Pol/Phase
	MHz	dBuV/m	dBuV/m	dB	dBuV	dB	dB/m	dB	deg	cm		
1	11056.60	52.42	74.00	-21.58	41.96	6.42	38.70	34.66	296	123	Peak	VERTICAL
2	11069.92	39.78	54.00	-14.22	29.31	6.42	38.70	34.65	296	123	Average	VERTICAL
3	11219.72	52.86	74.00	-21.14	42.34	6.46	38.70	34.64	85	134	Peak	VERTICAL
4	11220.32	39.81	54.00	-14.19	29.29	6.46	38.70	34.64	85	134	Average	VERTICAL

<For Radio 2 Beamforming Mode>

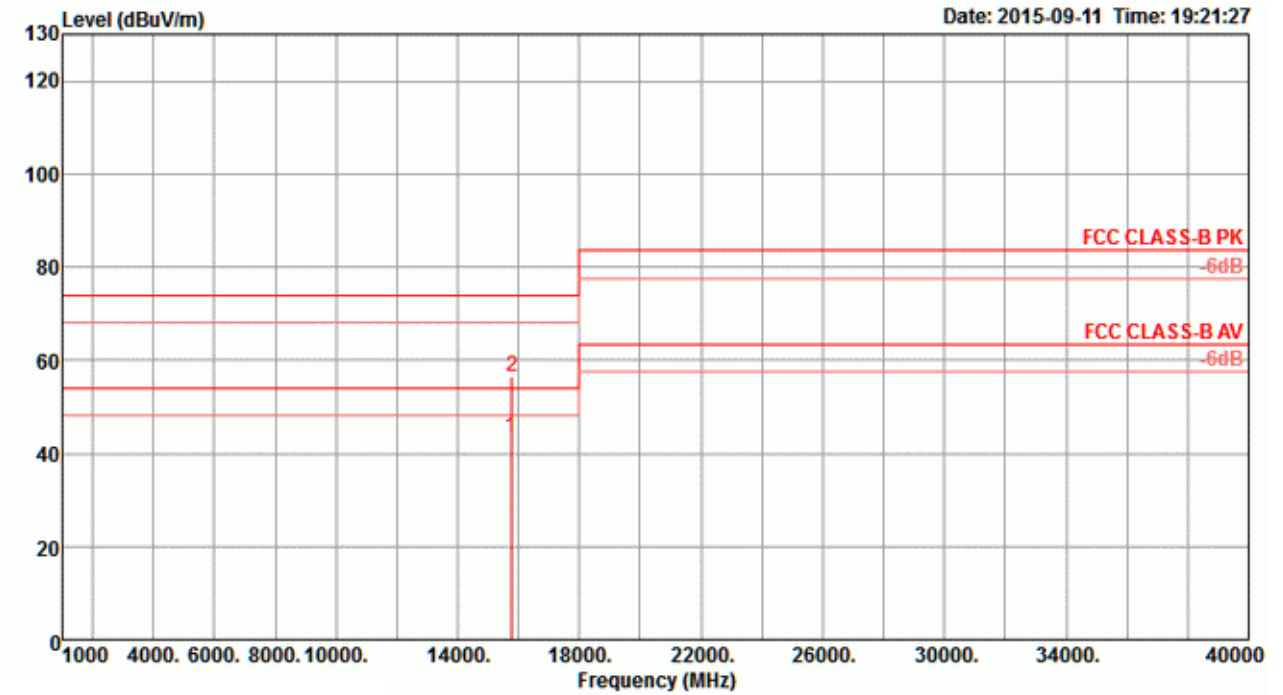
Temperature	26°C	Humidity	57%
Test Engineer	Roki Liu	Configurations	IEEE 802.11ac MCS0/Nss1 VHT20 CH 52 / Chain 5 + Chain 6 + Chain 7 + Chain 8

Horizontal



	Freq	Level	Limit	Over	Read	CableAntenna	Preamp	T/Pos	A/Pos	Remark	Pol/Phase
	MHz	dBuV/m	dBuV/m	dB	dBuV	dB	dB/m	deg	cm		
1	15770.68	43.20	54.00	-10.80	31.78	7.64	38.60	34.82	148	150 Average	HORIZONTAL
2	15779.12	56.05	74.00	-17.95	44.65	7.64	38.60	34.84	148	150 Peak	HORIZONTAL

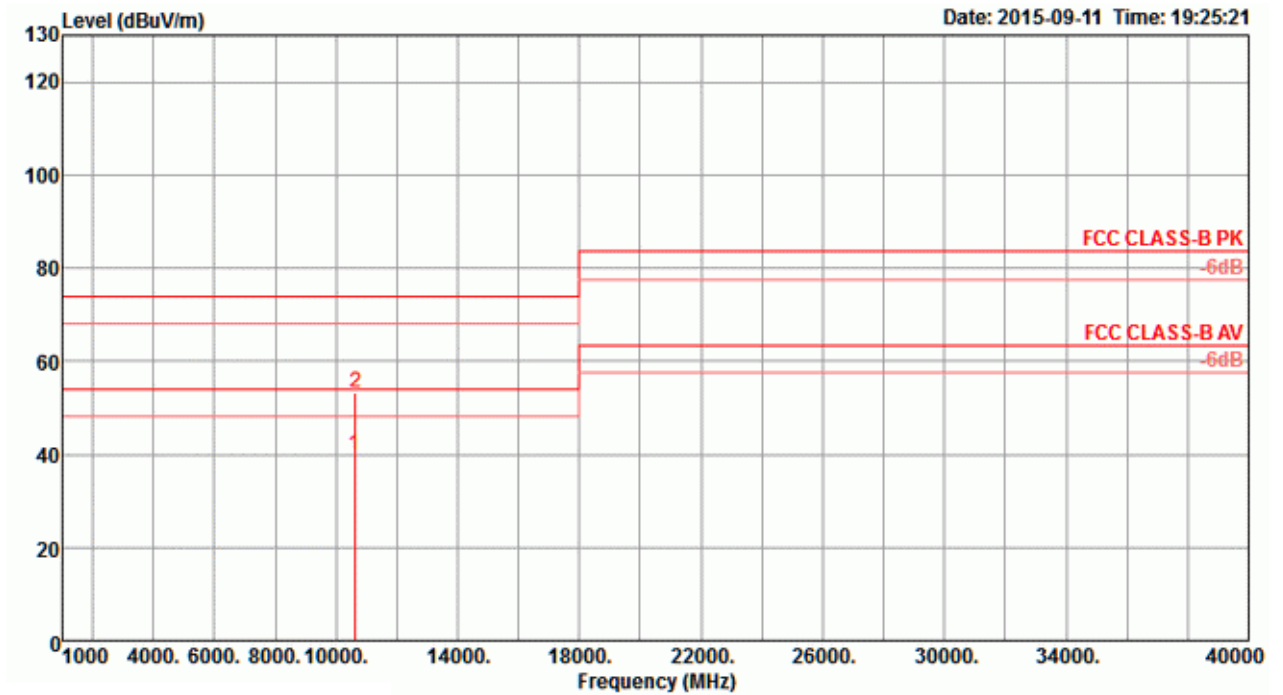
Vertical



	Freq	Level	Limit	Over	Read	Cable	Antenna	Preamp	T/Pos	A/Pos	Remark	Pol/Phase
	MHz	dBuV/m	dBuV/m	dB	dBuV	dB	dB/m	dB	deg	cm		
1	15770.20	43.47	54.00	-10.53	32.05	7.64	38.60	34.82	135	150	Average	VERTICAL
2	15773.52	56.38	74.00	-17.62	44.96	7.64	38.60	34.82	135	150	Peak	VERTICAL

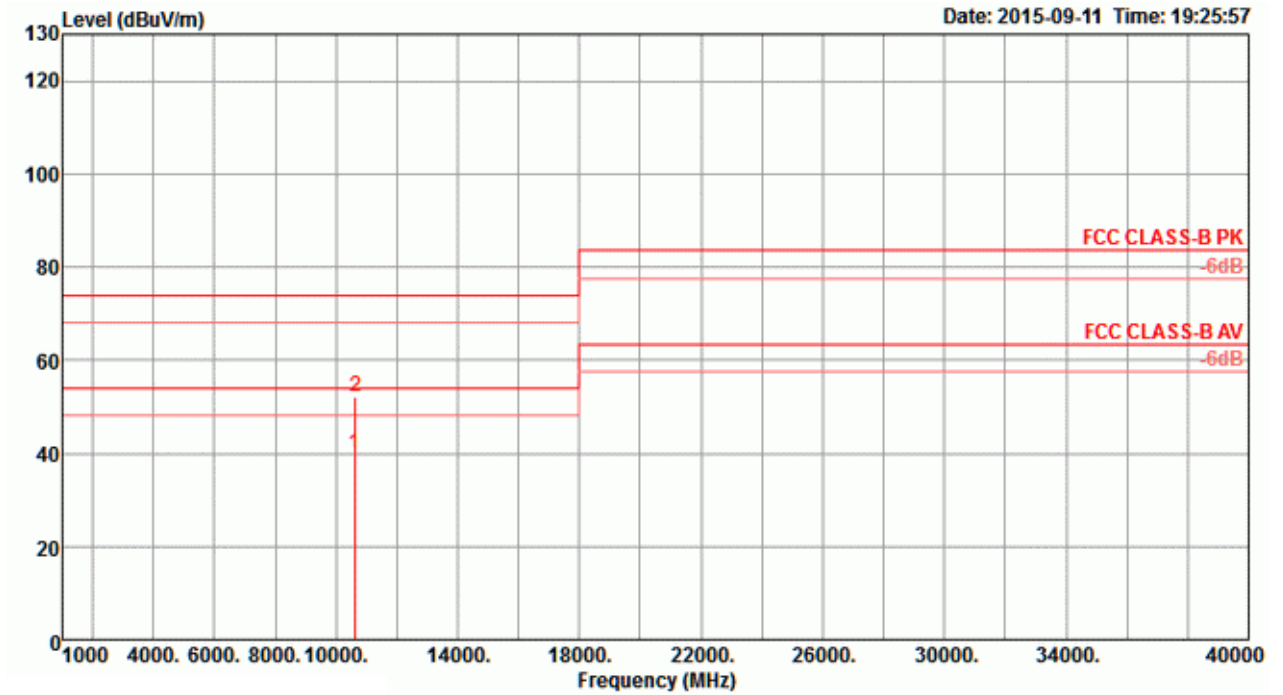
Temperature	26°C	Humidity	57%
Test Engineer	Roki Liu	Configurations	IEEE 802.11ac MCS0/Nss1 VHT20 CH 60 / Chain 5 + Chain 6 + Chain 7 + Chain 8

Horizontal



	Freq	Level	Limit	Over	Read	CableAntenna	Preamp	T/Pos	A/Pos	Remark	Pol/Phase	
	MHz	dBuV/m	dBuV/m	dB	dBuV	dB	dB/m	dB	deg	cm		
1	10613.76	39.99	54.00	-14.01	29.92	6.22	38.78	34.93	251	150	Average	HORIZONTAL
2	10632.80	53.06	74.00	-20.94	42.97	6.23	38.77	34.91	251	150	Peak	HORIZONTAL

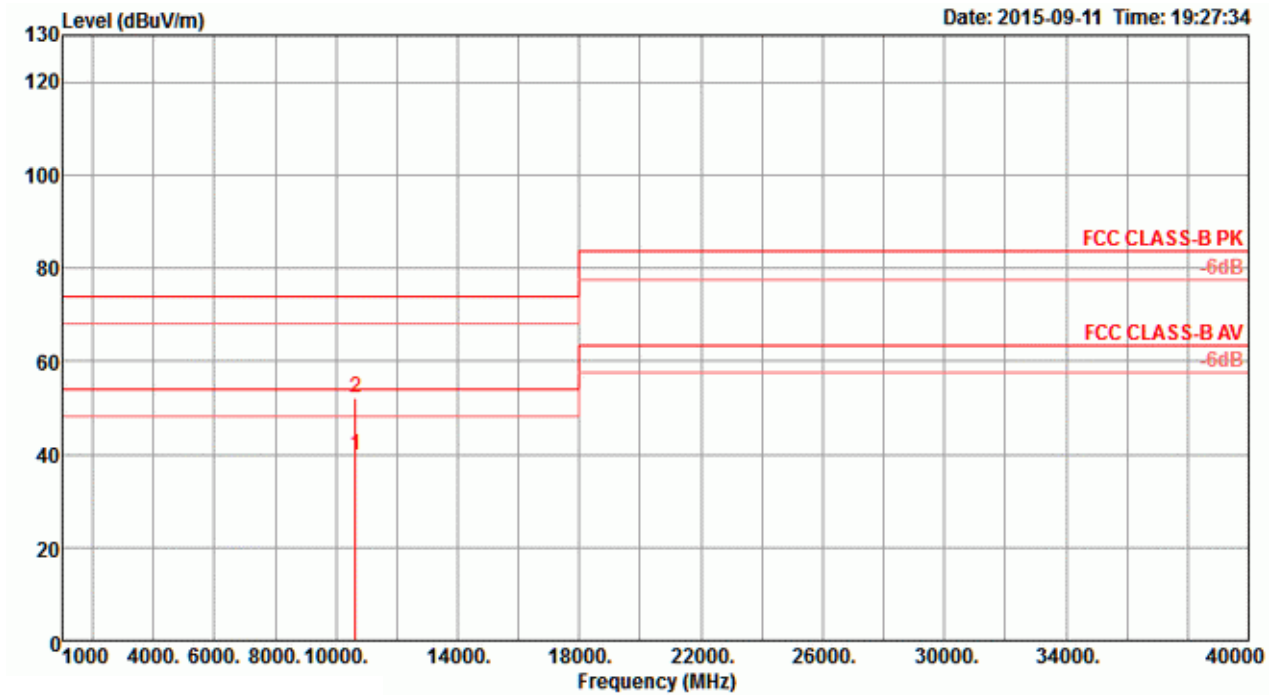
Vertical



	Freq	Level	Limit	Over	Read	Cable	Antenna	Preamp	T/Pos	A/Pos	Remark	Pol/Phase
	MHz	dBuV/m	dBuV/m	dB	dBuV	dB	dB/m	dB	deg	cm		
1	10621.76	39.89	54.00	-14.11	29.82	6.22	38.78	34.93	194	150	Average	VERTICAL
2	10626.40	52.30	74.00	-21.70	42.21	6.22	38.78	34.91	194	150	Peak	VERTICAL

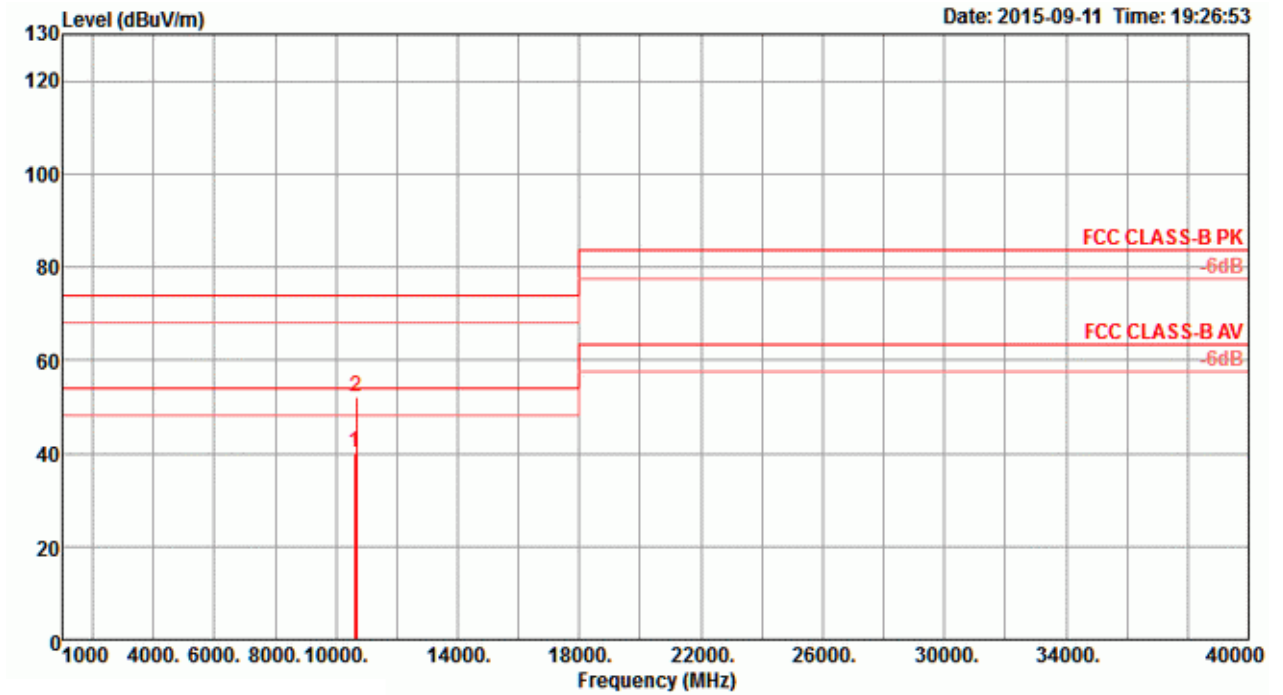
Temperature	26°C	Humidity	57%
Test Engineer	Roki Liu	Configurations	IEEE 802.11ac MCS0/Nss1 VHT20 CH 64 / Chain 5 + Chain 6 + Chain 7 + Chain 8

Horizontal



	Freq	Level	Limit	Over	Read	CableAntenna	Preamp	T/Pos	A/Pos	Remark	Pol/Phase	
	MHz	dBuV/m	dBuV/m	dB	dBuV	dB	dB/m	dB	deg	cm		
1	10633.84	39.72	54.00	-14.28	29.63	6.23	38.77	34.91	149	150	Average	HORIZONTAL
2	10645.84	52.31	74.00	-21.69	42.22	6.23	38.77	34.91	149	150	Peak	HORIZONTAL

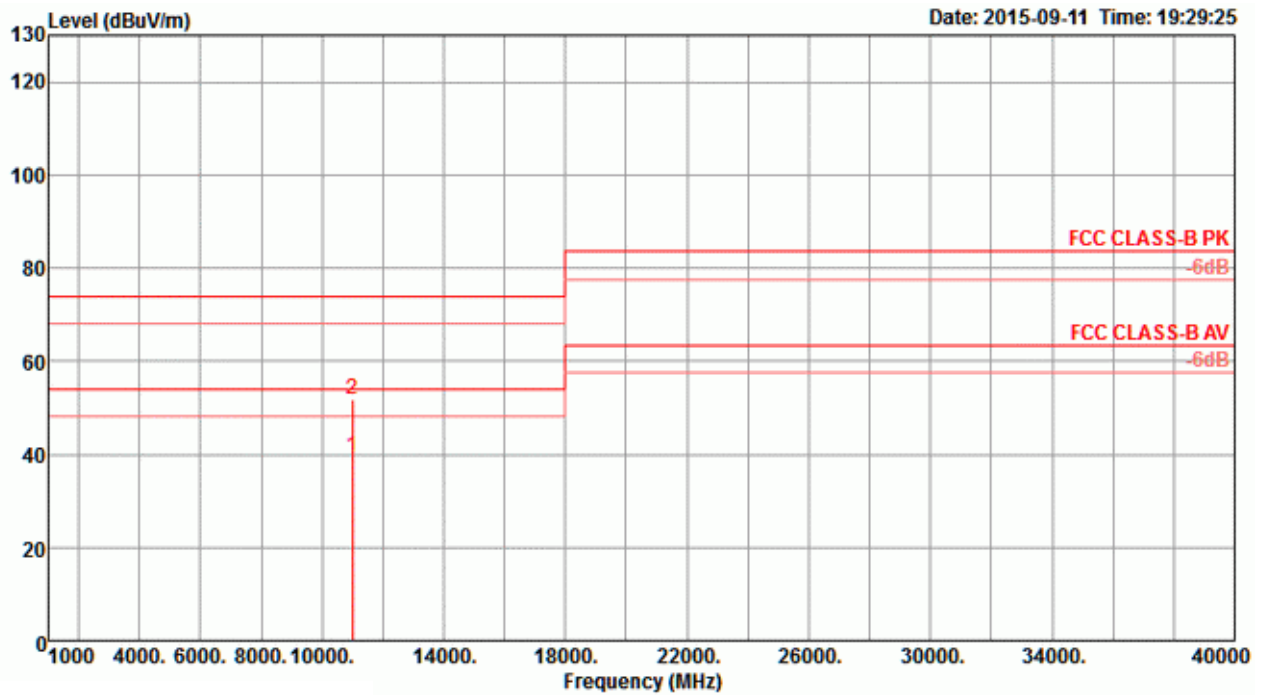
Vertical



	Freq	Level	Limit	Over	Read	Cable	Antenna	Preamp	T/Pos	A/Pos	Remark	Pol/Phase
	MHz	dBuV/m	dBuV/m	dB	dBuV	dB	dB/m	dB	deg	cm		
1	10607.52	40.10	54.00	-13.90	30.04	6.21	38.78	34.93	250	150	Average	VERTICAL
2	10668.32	52.22	74.00	-21.78	42.10	6.24	38.77	34.89	250	150	Peak	VERTICAL

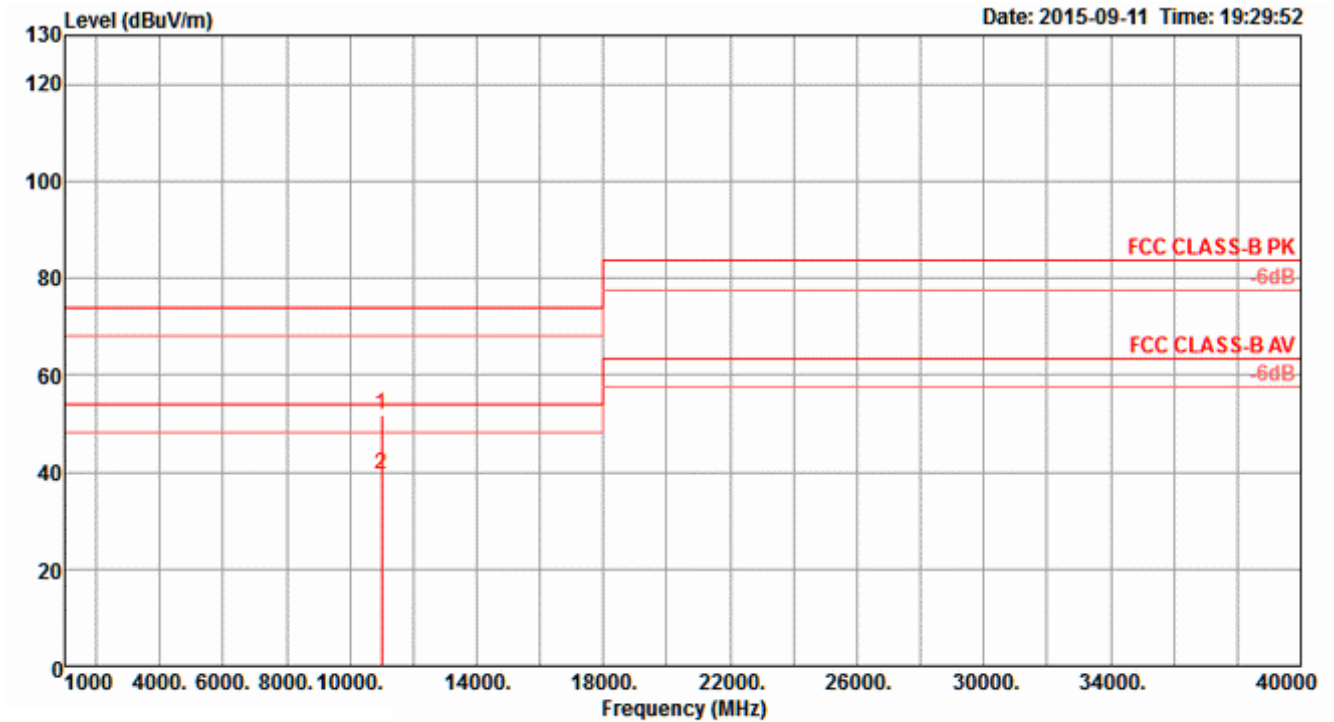
Temperature	26°C	Humidity	57%
Test Engineer	Roki Liu	Configurations	IEEE 802.11ac MCS0/Nss1 VHT20 CH 100 / Chain 5 + Chain 6 + Chain 7 + Chain 8

Horizontal



	Freq	Level	Limit	Over	Read	CableAntenna	Preamp	T/Pos	A/Pos	Remark	Pol/Phase	
	MHz	dBuV/m	dBuV/m	dB	dBuV	dB	dB/m	dB	deg	cm		
1	10995.12	39.37	54.00	-14.63	28.93	6.40	38.70	34.66	192	150	Average	HORIZONTAL
2	10996.68	51.61	74.00	-22.39	41.17	6.40	38.70	34.66	192	150	Peak	HORIZONTAL

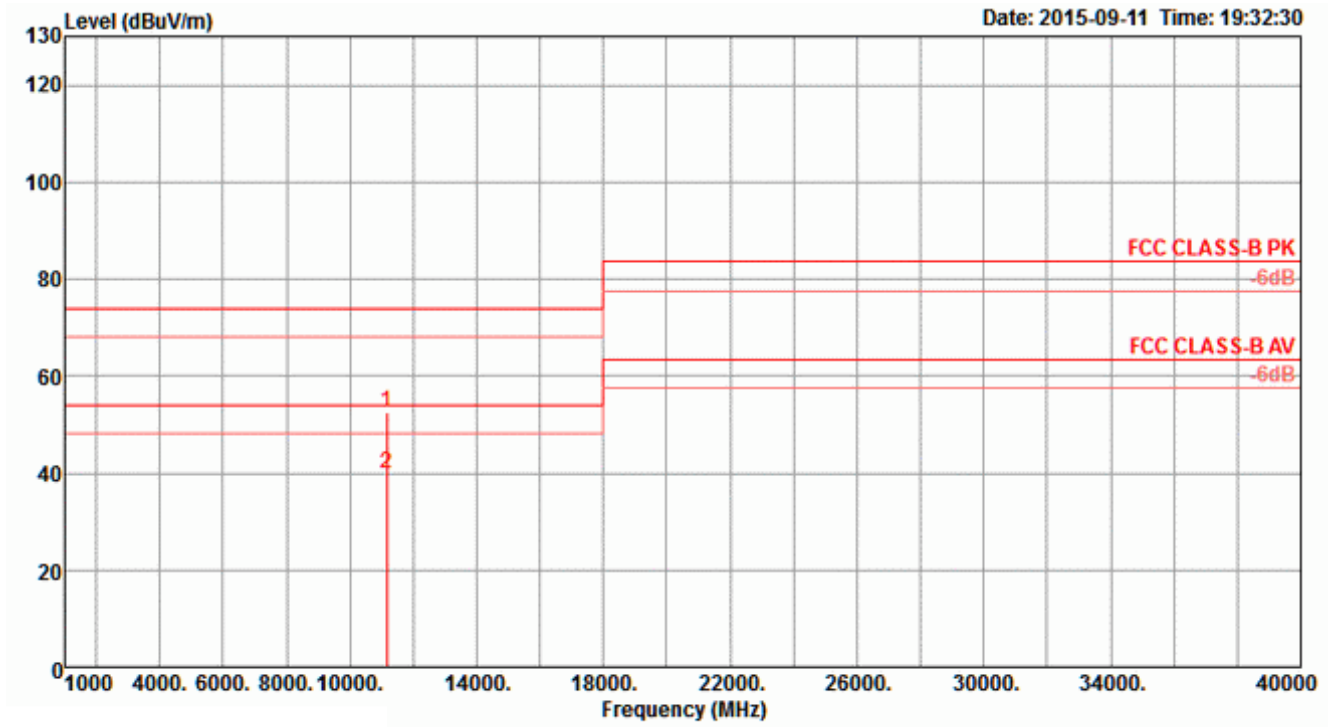
Vertical



	Freq	Level	Limit	Over	Read	Cable	Antenna	Preamp	T/Pos	A/Pos	Remark	Pol/Phase
	MHz	dBuV/m	dBuV/m	dB	dBuV	dB	dB/m	dB	deg	cm		
1	10998.52	51.72	74.00	-22.28	41.28	6.40	38.70	34.66	245	150	Peak	VERTICAL
2	11004.36	39.29	54.00	-14.71	28.85	6.40	38.70	34.66	245	150	Average	VERTICAL

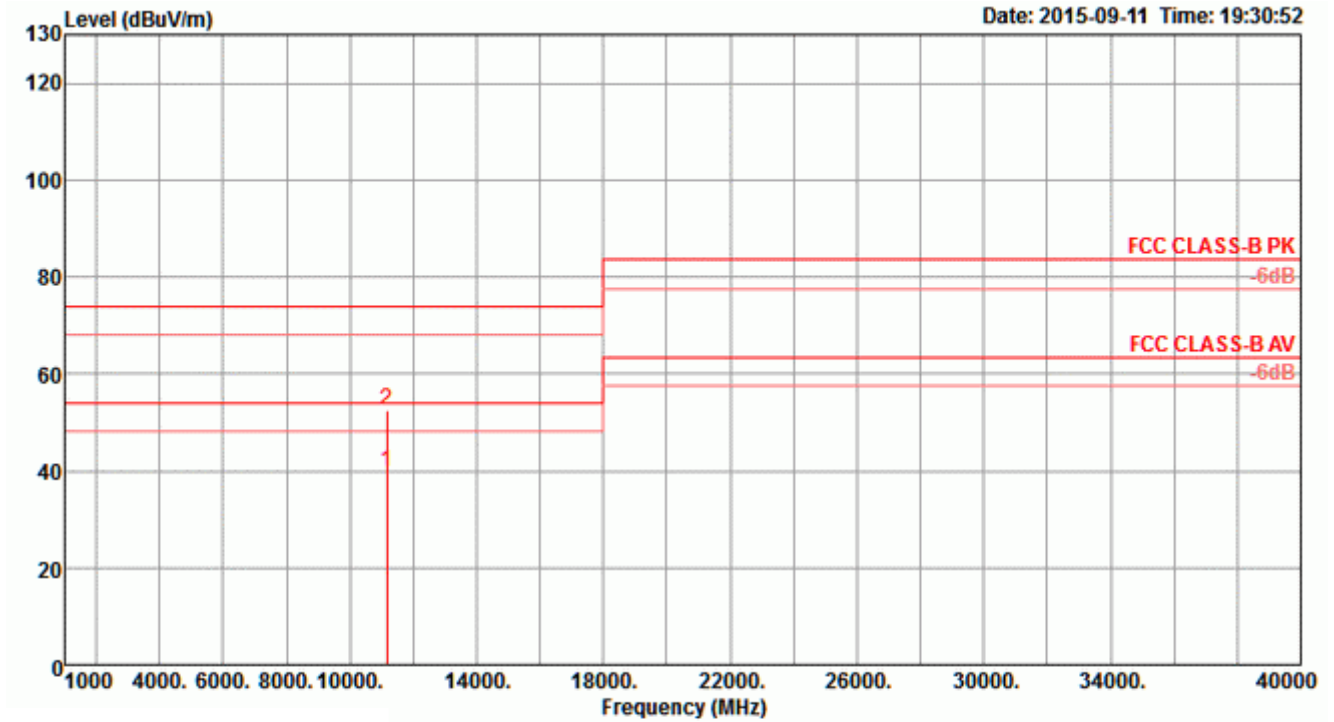
Temperature	26°C	Humidity	57%
Test Engineer	Roki Liu	Configurations	IEEE 802.11ac MCS0/Nss1 VHT20 CH 116 / Chain 5 + Chain 6 + Chain 7 + Chain 8

Horizontal



	Freq	Level	Limit	Over	Read	CableAntenna	Preamp	T/Pos	A/Pos	Remark	Pol/Phase
	MHz	dBuV/m	dBuV/m	dB	dBuV	Loss	Factor	deg	cm		
1	11151.96	52.54	74.00	-21.46	42.05	6.44	38.70	34.65	249	150 Peak	HORIZONTAL
2	11163.28	39.92	54.00	-14.08	29.43	6.44	38.70	34.65	249	150 Average	HORIZONTAL

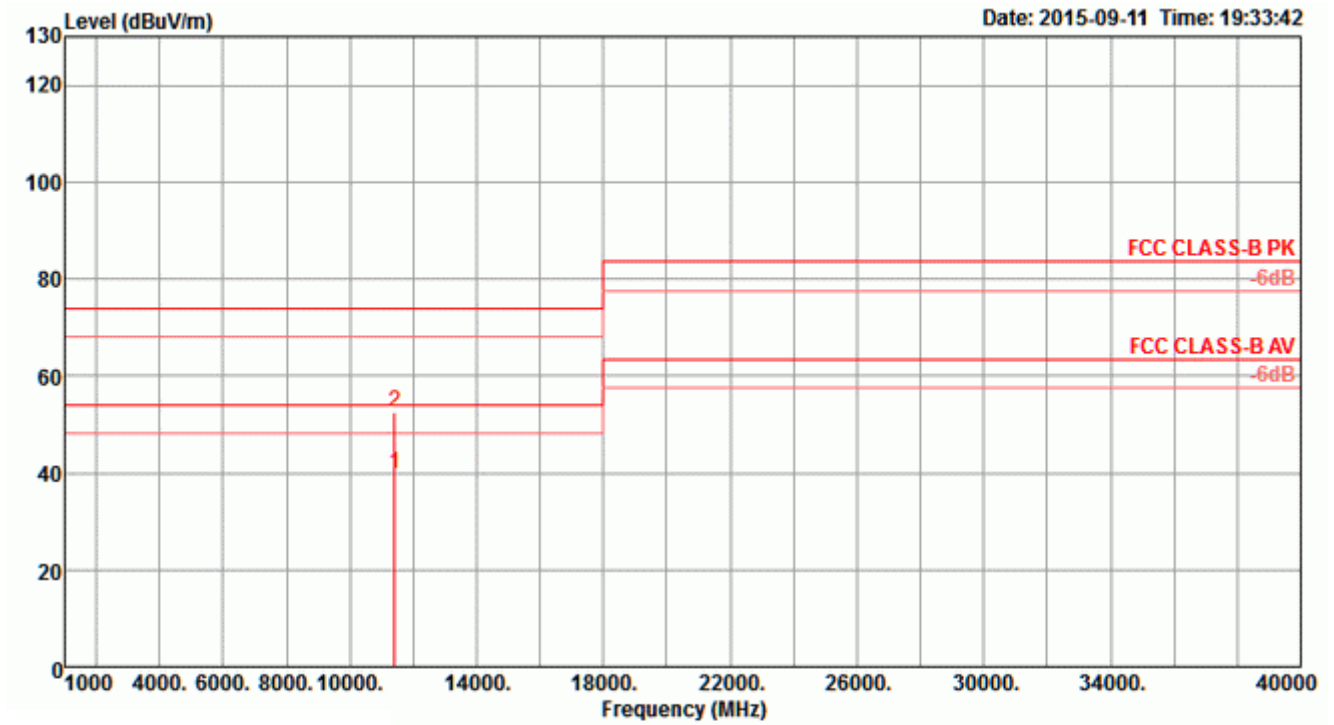
Vertical



	Freq	Level	Limit	Over	Read	CableAntenna	Preamp	T/Pos	A/Pos	Remark	Pol/Phase	
	MHz	dBuV/m	dBuV/m	dB	dBuV	dB	dB/m	dB	deg	cm		
1	11156.00	39.82	54.00	-14.18	29.33	6.44	38.70	34.65	348	150	Average	VERTICAL
2	11166.20	52.45	74.00	-21.55	41.96	6.44	38.70	34.65	348	150	Peak	VERTICAL

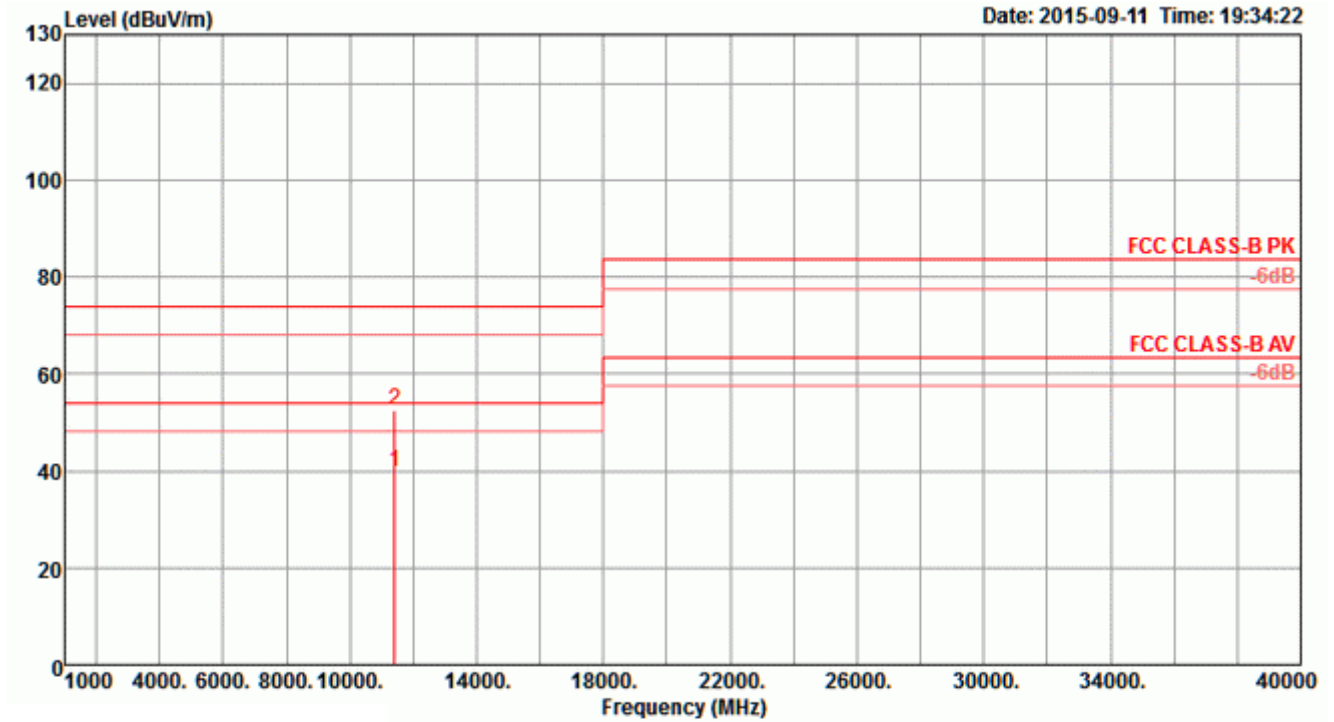
Temperature	26°C	Humidity	57%
Test Engineer	Roki Liu	Configurations	IEEE 802.11ac MCS0/Nss1 VHT20 CH 140 / Chain 5 + Chain 6 + Chain 7 + Chain 8

Horizontal



	Freq	Level	Limit	Over	Read	CableAntenna	Preamp	T/Pos	A/Pos	Remark	Pol/Phase	
	MHz	dBuV/m	dBuV/m	dB	dBuV	dB	dB/m	deg	cm			
1	11401.28	39.74	54.00	-14.26	29.16	6.51	38.70	34.63	142	150	Average	HORIZONTAL
2	11408.12	52.37	74.00	-21.63	41.79	6.51	38.70	34.63	142	150	Peak	HORIZONTAL

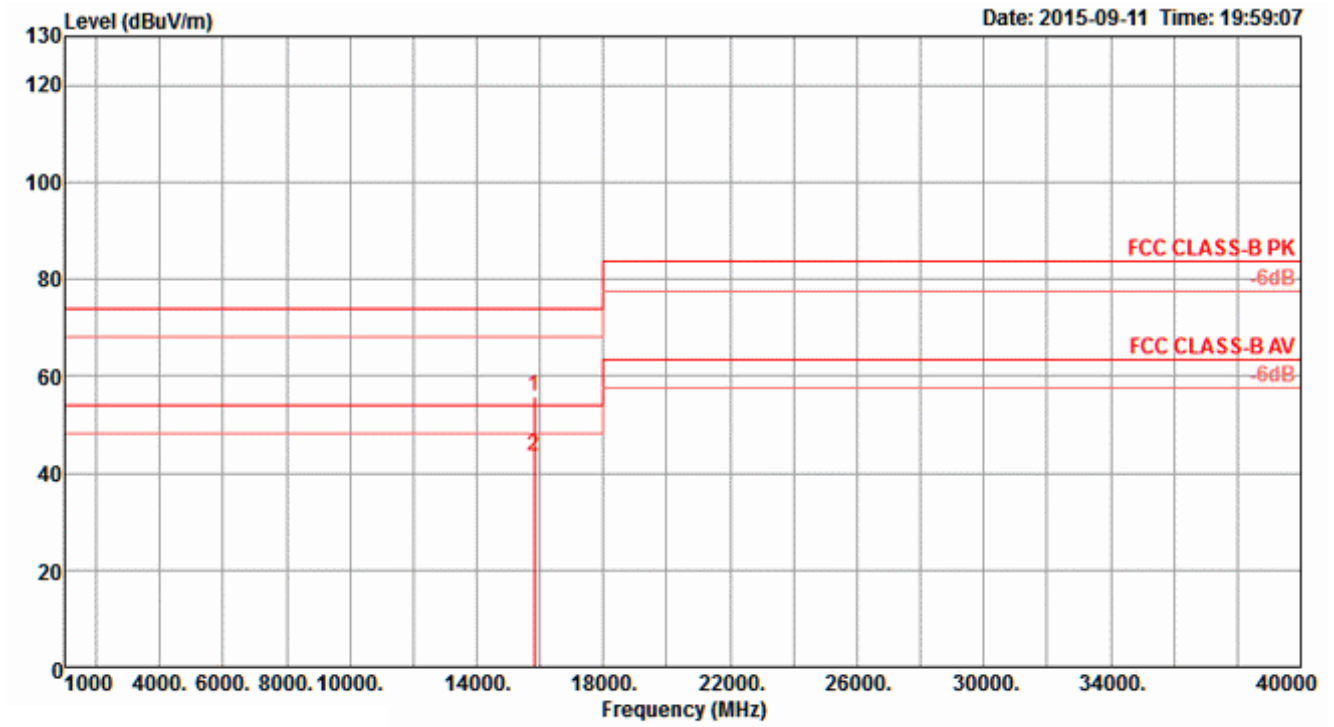
Vertical



	Freq	Level	Limit	Over	Read	Cable	Antenna	Preamp	T/Pos	A/Pos	Remark	Pol/Phase
	MHz	dBuV/m	dBuV/m	dB	dBuV	dB	dB/m	dB	deg	cm		
1	11402.00	39.76	54.00	-14.24	29.18	6.51	38.70	34.63	249	150	Average	VERTICAL
2	11402.16	52.65	74.00	-21.35	42.07	6.51	38.70	34.63	249	150	Peak	VERTICAL

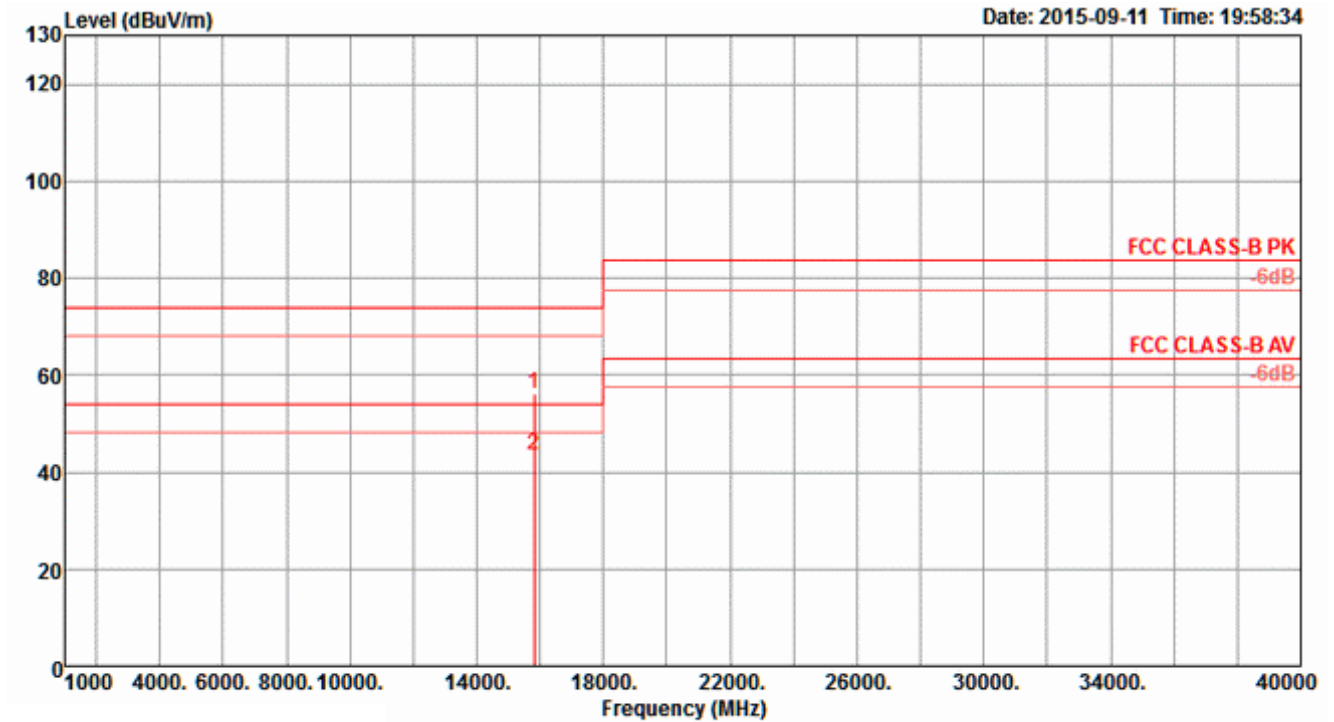
Temperature	26°C	Humidity	57%
Test Engineer	Roki Liu	Configurations	IEEE 802.11ac MCS0/Nss1 VHT40 CH 54 / Chain 5 + Chain 6 + Chain 7 + Chain 8

Horizontal



	Freq	Level	Limit	Over	Read	CableAntenna	Preamp	T/Pos	A/Pos	Remark	Pol/Phase	
	MHz	dBuV/m	dBuV/m	dB	dBuV	Loss	Factor	Factor	deg	cm		
1	15803.64	55.90	74.00	-18.10	44.46	7.65	38.66	34.87	248	150	Peak	HORIZONTAL
2	15816.80	43.59	54.00	-10.41	32.11	7.66	38.69	34.87	248	150	Average	HORIZONTAL

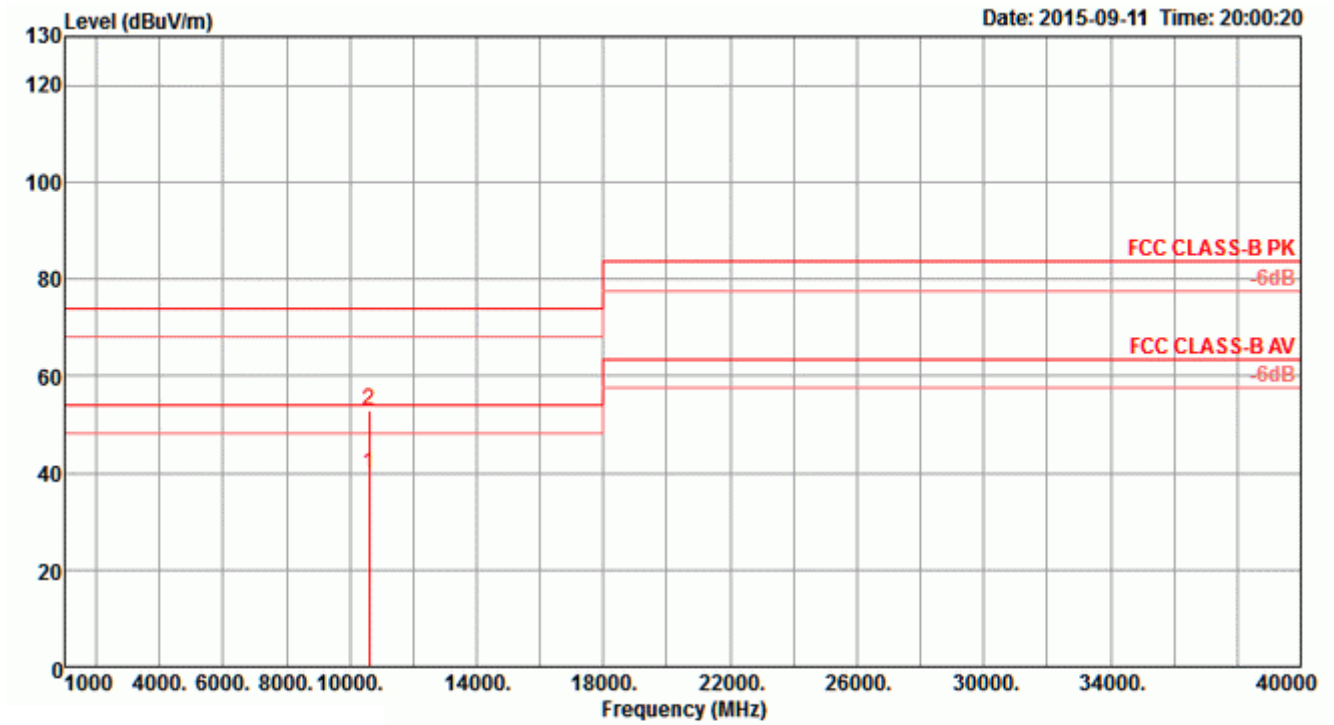
Vertical



	Freq	Level	Limit	Over	Read	Cable	Antenna	Preamp	T/Pos	A/Pos	Remark	Pol/Phase
	MHz	dBuV/m	dBuV/m	dB	dBuV	Loss	Factor	Factor	deg	cm		
1	15806.00	56.01	74.00	-17.99	44.57	7.65	38.66	34.87	123	150	Peak	VERTICAL
2	15815.60	43.61	54.00	-10.39	32.13	7.66	38.69	34.87	123	150	Average	VERTICAL

Temperature	26°C	Humidity	57%
Test Engineer	Roki Liu	Configurations	IEEE 802.11ac MCS0/Nss1 VHT40 CH 62 / Chain 5 + Chain 6 + Chain 7 + Chain 8

Horizontal



	Freq	Level	Limit	Over	Read	CableAntenna	Preamp	T/Pos	A/Pos	Remark	Pol/Phase	
	MHz	dBuV/m	dBuV/m	dB	dBuV	dB	dB/m	deg	cm			
1	10613.88	39.73	54.00	-14.27	29.66	6.22	38.78	34.93	128	150	Average	HORIZONTAL
2	10621.80	52.75	74.00	-21.25	42.68	6.22	38.78	34.93	128	150	Peak	HORIZONTAL