



SPORTON International Inc.

No. 52, Hwa Ya 1st Rd., Hwa Ya Technology Park, Kwei-Shan Hsiang, Tao Yuan Hsien, Taiwan, R.O.C.
Ph: 886-3-327-3456 / FAX: 886-3-327-0973 / www.sporton.com.tw

FCC RADIO TEST REPORT

Applicant's company	Cisco Systems, Inc.
Applicant Address	170 West Tasman Drive San Jose, CA 95134 USA
FCC ID	UDX-60041010
Manufacturer's company	Accton Technology Corporation
Manufacturer Address	1, Creation Road 3, Hsinchu Science Park Hsinchu 20077, Taiwan R.O.C.

Product Name	802.11a/b/g/n/ac Wireless Access Point
Brand Name	CISCO
Model No.	MR52-HW
Test Rule Part(s)	47 CFR FCC Part 15 Subpart E § 15.407
Test Freq. Range	5150 ~ 5350MHz / 5470 ~ 5725MHz / 5725 ~ 5850 MHz
Received Date	Aug. 31, 2015
Final Test Date	Jan. 11, 2016
Submission Type	Class III Change

Statement

Test result included is for the IEEE 802.11n and IEEE 802.11a/ac of the product.

The test result in this report refers exclusively to the presented test model / sample.

Without written approval of SPORTON International Inc., the test report shall not be reproduced except in full.

The measurements and test results shown in this test report were made in accordance with the procedures and found in compliance with the limit given in **ANSI C63.10-2013, 47 CFR FCC Part 15 Subpart E, KDB789033 D02 v01r01, KDB662911 D01 v02r01, KDB644545 D03 v01.**

The test equipment used to perform the test is calibrated and traceable to NML/ROC.



Table of Contents

1. VERIFICATION OF COMPLIANCE	1
2. SUMMARY OF THE TEST RESULT	2
3. GENERAL INFORMATION	3
3.1. Product Details.....	3
3.2. Accessories.....	8
3.3. Table for Filed Antenna.....	9
3.4. Table for Carrier Frequencies	12
3.5. Table for 80+80 MHz Mode.....	13
3.6. Table for Test Modes	14
3.7. Table for Testing Locations.....	23
3.8. Table for Class III Change.....	24
3.9. Table for Supporting Units	24
3.10. Table for Parameters of Test Software Setting	25
3.11. EUT Operation during Test	29
3.12. Duty Cycle	30
3.13. Test Configurations	31
4. TEST RESULT	33
4.1. 26dB Bandwidth and 99% Occupied Bandwidth Measurement.....	33
4.2. 6dB Spectrum Bandwidth Measurement	303
4.3. Maximum Conducted Output Power Measurement.....	331
4.4. Power Spectral Density Measurement	431
4.5. Radiated Emissions Measurement	537
4.6. Band Edge Emissions Measurement	824
4.7. Frequency Stability Measurement	994
4.8. Antenna Requirements	1007
5. LIST OF MEASURING EQUIPMENTS	1008
6. MEASUREMENT UNCERTAINTY.....	1010
APPENDIX A. TEST PHOTOS	A1 ~ A2




History of This Test Report

REPORT NO.	VERSION	DESCRIPTION	ISSUED DATE
FR590419-01	Rev. 01	Initial issue of report	Feb. 05, 2016

1. VERIFICATION OF COMPLIANCE

Product Name : 802.11a/b/g/n/ac Wireless Access Point
Brand Name : CISCO
Model No. : MR52-HW
Applicant : Cisco Systems, Inc.
Test Rule Part(s) : 47 CFR FCC Part 15 Subpart E § 15.407

Sporton International as requested by the applicant to evaluate the EMC performance of the product sample received on Aug. 31, 2015 would like to declare that the tested sample has been evaluated and found to be in compliance with the tested rule parts. The data recorded as well as the test configuration specified is true and accurate for showing the sample's EMC nature.



Sam Chen

SPORTON INTERNATIONAL INC.

2. SUMMARY OF THE TEST RESULT

Applied Standard: 47 CFR FCC Part 15 Subpart E				
Part	Rule Section	Description of Test	Result	Under Limit
4.1	15.407(a)	26dB Spectrum Bandwidth and 99% Occupied Bandwidth	Complies	-
4.2	15.407(e)	6dB Spectrum Bandwidth Measurement	Complies	-
4.3	15.407(a)	Maximum Conducted Output Power	Complies	0.03 dB
4.4	15.407(a)	Power Spectral Density	Complies	0.03 dB
4.5	15.407(b)	Radiated Emissions	Complies	2.37 dB
4.6	15.407(b)	Band Edge Emissions	Complies	0.03 dB
4.7	15.407(g)	Frequency Stability	Complies	-
4.8	15.203	Antenna Requirements	Complies	-

3. GENERAL INFORMATION

3.1. Product Details

Items	Description
Product Type	For Radio 2: WLAN (4TX, 4RX) For Radio 3: WLAN (1TX, 1RX)
Radio Type	Intentional Transceiver
Power Type	From power adapter or PoE
Modulation	IEEE 802.11a: OFDM IEEE 802.11n/ac: see the below table
Data Modulation	IEEE 802.11a/n: OFDM (BPSK / QPSK / 16QAM / 64QAM) IEEE 802.11ac: OFDM (BPSK / QPSK / 16QAM / 64QAM / 256QAM)
Data Rate (Mbps)	IEEE 802.11a: OFDM (6/9/12/18/24/36/48/54) IEEE 802.11n/ac: see the below table
Frequency Range	5150 ~ 5350MHz / 5470 ~ 5725MHz / 5725 ~ 5850 MHz
Channel Number	25 for 20MHz bandwidth ; 12 for 40MHz bandwidth 6 for 80MHz bandwidth

Channel Band Width (99%)	<p>U-NII-1:</p> <p><For Radio 2 Non-beamforming Mode></p> <p>IEEE 802.11ac MCS0/Nss2 (VHT80+80): 154.99 MHz</p> <p><For Radio 2 Beamforming Mode></p> <p>IEEE 802.11ac MCS0/Nss2 (VHT80+80): 154.99 MHz</p> <p>U-NII-2A:</p> <p><For Radio 2 Non-beamforming Mode></p> <p>IEEE 802.11a: 16.58 MHz</p> <p>IEEE 802.11ac MCS0/Nss1 (VHT20): 17.63 MHz</p> <p>IEEE 802.11ac MCS0/Nss1 (VHT40): 36.47 MHz</p> <p>IEEE 802.11ac MCS0/Nss1 (VHT80): 75.83 MHz</p> <p>IEEE 802.11ac MCS0/Nss4(VHT20): 17.97 MHz</p> <p>IEEE 802.11ac MCS0/Nss4 (VHT40): 37.19 MHz</p> <p>IEEE 802.11ac MCS0/Nss4 (VHT80): 76.41 MHz</p> <p>IEEE 802.11ac MCS0/Nss2 (VHT80+80): 154.99 MHz</p> <p><For Radio 2 Beamforming Mode></p> <p>IEEE 802.11ac MCS0/Nss1 (VHT20): 17.80 MHz</p> <p>IEEE 802.11ac MCS0/Nss1 (VHT40): 36.47 MHz</p> <p>IEEE 802.11ac MCS0/Nss1 (VHT80): 75.83 MHz</p> <p>IEEE 802.11ac MCS0/Nss2 (VHT20): 17.80 MHz</p> <p>IEEE 802.11ac MCS0/Nss2 (VHT40): 36.47 MHz</p> <p>IEEE 802.11ac MCS0/Nss2 (VHT80): 75.83 MHz</p> <p>IEEE 802.11ac MCS0/Nss3 (VHT20): 18.06 MHz</p> <p>IEEE 802.11ac MCS0/Nss3 (VHT40): 37.34 MHz</p> <p>IEEE 802.11ac MCS0/Nss3 (VHT80): 76.70 MHz</p> <p>IEEE 802.11ac MCS0/Nss2 (VHT80+80): 154.99 MHz</p> <p><For Radio 3 Mode></p> <p>IEEE 802.11a: 36.46 MHz</p> <p>IEEE 802.11ac MCS0/Nss1 (VHT20): 38.55 MHz</p> <p>IEEE 802.11ac MCS0/Nss1 (VHT40): 57.55 MHz</p> <p>IEEE 802.11ac MCS0/Nss1 (VHT80): 109.10 MHz</p>
--------------------------	---

<p>Channel Band Width (99%)</p>	<p>U-NII-2C:</p> <p><For Radio 2 Non-beamforming Mode></p> <p>IEEE 802.11a: 16.58 MHz</p> <p>IEEE 802.11ac MCS0/Nss1 (VHT20): 17.71 MHz</p> <p>IEEE 802.11ac MCS0/Nss1 (VHT40): 36.32 MHz</p> <p>IEEE 802.11ac MCS0/Nss1 (VHT80): 75.83 MHz</p> <p>IEEE 802.11ac MCS0/Nss4(VHT20): 17.97 MHz</p> <p>IEEE 802.11ac MCS0/Nss4 (VHT40): 37.34 MHz</p> <p>IEEE 802.11ac MCS0/Nss4 (VHT80): 76.70 MHz</p> <p>IEEE 802.11ac MCS0/Nss2 (VHT80+80): 154.99 MHz</p> <p><For Radio 2 Beamforming Mode></p> <p>IEEE 802.11ac MCS0/Nss1 (VHT20): 17.80 MHz</p> <p>IEEE 802.11ac MCS0/Nss1 (VHT40): 36.32 MHz</p> <p>IEEE 802.11ac MCS0/Nss1 (VHT80): 75.83 MHz</p> <p>IEEE 802.11ac MCS0/Nss2 (VHT20): 17.80 MHz</p> <p>IEEE 802.11ac MCS0/Nss2 (VHT40): 36.47 MHz</p> <p>IEEE 802.11ac MCS0/Nss2 (VHT80): 76.12 MHz</p> <p>IEEE 802.11ac MCS0/Nss3 (VHT20): 18.06 MHz</p> <p>IEEE 802.11ac MCS0/Nss3 (VHT40): 37.19 MHz</p> <p>IEEE 802.11ac MCS0/Nss3 (VHT80): 86.09 MHz</p> <p>IEEE 802.11ac MCS0/Nss2 (VHT80+80): 154.99 MHz</p> <p>U-NII-3:</p> <p><For Radio 2 Non-beamforming Mode></p> <p>IEEE 802.11ac MCS0/Nss2 (VHT80+80): 75.83 MHz</p> <p><For Radio 2 Beamforming Mode></p> <p>IEEE 802.11ac MCS0/Nss2 (VHT80+80): 76.12 MHz</p> <p><For Radio 3 Mode></p> <p>IEEE 802.11a: 37.77 MHz</p> <p>IEEE 802.11ac MCS0/Nss1 (VHT20): 40.20 MHz</p> <p>IEEE 802.11ac MCS0/Nss1 (VHT40): 54.55 MHz</p> <p>IEEE 802.11ac MCS0/Nss1 (VHT80): 93.20 MHz</p>
---------------------------------	--

Maximum Conducted Output Power	<p>U-NII-1:</p> <p><For Radio 2 Non-beamforming Mode></p> <p>IEEE 802.11ac MCS0/Nss2 (VHT80+80): 20.14 dBm</p> <p><For Radio 2 Beamforming Mode></p> <p>IEEE 802.11ac MCS0/Nss2 (VHT80+80): 20.67 dBm</p> <p>U-NII-2A:</p> <p><For Radio 2 Non-beamforming Mode></p> <p>IEEE 802.11a: 23.42 dBm</p> <p>IEEE 802.11ac MCS0/Nss1 (VHT20): 23.56 dBm</p> <p>IEEE 802.11ac MCS0/Nss1 (VHT40): 23.97 dBm</p> <p>IEEE 802.11ac MCS0/Nss1 (VHT80): 20.79 dBm</p> <p>IEEE 802.11ac MCS0/Nss4 (VHT20): 23.97 dBm</p> <p>IEEE 802.11ac MCS0/Nss4 (VHT40): 23.97 dBm</p> <p>IEEE 802.11ac MCS0/Nss4 (VHT80): 21.13 dBm</p> <p>IEEE 802.11ac MCS0/Nss2 (VHT80+80): 19.06 dBm</p> <p><For Radio 2 Beamforming Mode></p> <p>IEEE 802.11ac MCS0/Nss1 (VHT20): 23.74 dBm</p> <p>IEEE 802.11ac MCS0/Nss1 (VHT40): 23.77 dBm</p> <p>IEEE 802.11ac MCS0/Nss1 (VHT80): 20.34 dBm</p> <p>IEEE 802.11ac MCS0/Nss2 (VHT20): 23.00 dBm</p> <p>IEEE 802.11ac MCS0/Nss2 (VHT40): 23.90 dBm</p> <p>IEEE 802.11ac MCS0/Nss2 (VHT80): 19.41 dBm</p> <p>IEEE 802.11ac MCS0/Nss3 (VHT20): 23.80 dBm</p> <p>IEEE 802.11ac MCS0/Nss3 (VHT40): 23.69 dBm</p> <p>IEEE 802.11ac MCS0/Nss3 (VHT80): 21.82 dBm</p> <p>IEEE 802.11ac MCS0/Nss2 (VHT80+80): 21.35 dBm</p> <p><Radio 3></p> <p>IEEE 802.11a: 21.92 dBm</p> <p>IEEE 802.11ac MCS0/Nss1 (VHT20): 21.89 dBm</p> <p>IEEE 802.11ac MCS0/Nss1 (VHT40): 20.26 dBm</p> <p>IEEE 802.11ac MCS0/Nss1 (VHT80): 9.72 dBm</p>
--------------------------------	---

Maximum Conducted Output Power	<p>U-NII-2C:</p> <p><For Radio 2 Non-beamforming Mode></p> <p>IEEE 802.11a: 22.96 dBm</p> <p>IEEE 802.11ac MCS0/Nss1 (VHT20): 23.22 dBm</p> <p>IEEE 802.11ac MCS0/Nss1 (VHT40): 23.97 dBm</p> <p>IEEE 802.11ac MCS0/Nss1 (VHT80): 23.83 dBm</p> <p>IEEE 802.11ac MCS0/Nss4 (VHT20): 23.80 dBm</p> <p>IEEE 802.11ac MCS0/Nss4 (VHT40): 23.97 dBm</p> <p>IEEE 802.11ac MCS0/Nss4 (VHT80): 23.84 dBm</p> <p>IEEE 802.11ac MCS0/Nss2 (VHT80+80): 22.04 dBm</p> <p><For Radio 2 Beamforming Mode></p> <p>IEEE 802.11ac MCS0/Nss1 (VHT20): 22.65 dBm</p> <p>IEEE 802.11ac MCS0/Nss1 (VHT40): 22.85 dBm</p> <p>IEEE 802.11ac MCS0/Nss1 (VHT80): 22.73 dBm</p> <p>IEEE 802.11ac MCS0/Nss2 (VHT20): 23.11 dBm</p> <p>IEEE 802.11ac MCS0/Nss2 (VHT40): 23.74 dBm</p> <p>IEEE 802.11ac MCS0/Nss2 (VHT80): 23.41 dBm</p> <p>IEEE 802.11ac MCS0/Nss3 (VHT20): 23.86 dBm</p> <p>IEEE 802.11ac MCS0/Nss3 (VHT40): 23.96 dBm</p> <p>IEEE 802.11ac MCS0/Nss3 (VHT80): 23.47 dBm</p> <p>IEEE 802.11ac MCS0/Nss2 (VHT80+80): 23.71 dBm</p> <p>U-NII-3:</p> <p><For Radio 2 Non-beamforming Mode></p> <p>IEEE 802.11ac MCS0/Nss2 (VHT80+80): 20.45 dBm</p> <p><For Radio 2 Beamforming Mode></p> <p>IEEE 802.11ac MCS0/Nss2 (VHT80+80): 21.16 dBm</p> <p><Radio 3></p> <p>IEEE 802.11a: 20.59 dBm</p> <p>IEEE 802.11ac MCS0/Nss1 (VHT20): 20.57 dBm</p> <p>IEEE 802.11ac MCS0/Nss1 (VHT40): 18.71 dBm</p> <p>IEEE 802.11ac MCS0/Nss1 (VHT80): 17.48 dBm</p>
Carrier Frequencies	Please refer to section 3.4
Antenna	Please refer to section 3.3

Note: The MIMO transmission mode is correlated.

Items	Description	
Communication Mode	<input checked="" type="checkbox"/> IP Based (Load Based)	<input type="checkbox"/> Frame Based
TPC Function	<input checked="" type="checkbox"/> With TPC	<input type="checkbox"/> Without TPC
Weather Band (5600~5650MHz)	<input checked="" type="checkbox"/> With 5600~5650MHz	<input type="checkbox"/> Without 5600~5650MHz
Beamforming Function	<input checked="" type="checkbox"/> With beamforming for 802.11n/ac in 2.4GHz /5GHz.	<input type="checkbox"/> Without beamforming

Antenna and Band width

Antenna	Single (TX)			Four (TX)		
	20 MHz	40 MHz	80 MHz	20 MHz	40 MHz	80 MHz
IEEE 802.11a	V	X	X	V	X	X
IEEE 802.11n	V	V	X	V	V	X
IEEE 802.11ac	V	V	V	V	V	V

IEEE 11n/ac Spec.

Protocol		Number of Transmit Chains (NTX)	Data Rate / MCS
Radio 2	802.11n (HT20)	4	MCS 0-31
	802.11n (HT40)	4	MCS 0-31
	802.11ac (VHT20)	4	MCS 0-9/Nss1-4
	802.11ac (VHT40)	4	MCS 0-9/Nss1-4
	802.11ac (VHT80)	4	MCS 0-9/Nss1-4
Radio 3	802.11n (HT20)	1	MCS 0-7
	802.11n (HT40)	1	MCS 0-7
	802.11ac (VHT20)	1	MCS 0-9/Nss1
	802.11ac (VHT40)	1	MCS 0-9/Nss1
	802.11ac (VHT80)	1	MCS 0-9/Nss1

Note 1: IEEE Std. 802.11n modulation consists of HT20 and HT40 (HT: High Throughput).

Then EUT supports HT20 and HT40.

Note 2: IEEE Std. 802.11ac modulation consists of VHT20, VHT40, VHT80 and VHT160 (VHT: Very High Throughput). Then EUT supports VHT20, VHT40 and VHT80.

Note 3: Modulation modes consist of below configuration:

HT20/HT40: IEEE 802.11n, VHT20/VHT40/VHT80: IEEE 802.11ac

3.2. Accessories

Wall-mounted rack*1

3.3. Table for Filed Antenna

Radio	Ant.	Brand	P/N	Antenna Type	Connector	Gain		
						2.4GHz	5GHz	Buletooth
Radio 1	1	Accton	120G00000132A	Metal	MHF	Note		-
	2	Accton	120G00000132A	Metal	MHF			
	3	Accton	120G00000132A	Metal	MHF			
	4	Accton	120G00000132A	Metal	MHF			
Radio 2	5	Accton	120G00000132A	Metal	MHF			
	6	Accton	120G00000132A	Metal	MHF			
	7	Accton	120G00000132A	Metal	MHF			
	8	Accton	120G00000132A	Metal	MHF			
Radio 3	9	Accton	120G00000134A	Metal	MHF	4.32	5.72	-
Radio 4	10	Accton	120G00000133A	Metal	MHF	-	-	4.99

Note:

<Radio 1 >

Ant.	Frequency (MHz)		
	2412, 2422	2437	2452, 2462
1	2.97	3.72	3.89
2	3.34	3.62	3.51
3	3.42	3.69	4.10
4	4.99	5.04	4.38

Frequency (MHz)	Correlated Composite Gain			Uncorrelated Composite Gain
	(4TX, 1S)	(4TX, 2S)	(4TX, 3S)	(4TX, 4S)
2412, 2422	7.15	4.43	2.67	1.42
2437	7.02	4.45	2.68	1.44
2452, 2462	6.87	4.44	2.68	1.43

<Radio 2>

Ant.	U-NII-2A	U-NII-2C
5	3.64	4.97
6	5.68	5.04
7	4.78	6.50
8	4.77	4.75

Band	Correlated Composite Gain			Uncorrelated Composite Gain
	(4TX, 1S)	(4TX, 2S)	(4TX, 3S)	(4TX, 4S)
2	5.47	4.14	2.38	1.13
3	7.11	4.69	2.93	1.68

Note: The EUT has ten antennas.

The EUT has four radios, Radio 1 supports WLAN 2.4GHz, Radio 2 supports WLAN 5GHz, Radio 3 supports WLAN 2.4GHz + 5GHz (scanning radio) and Radio 4 supports Bluetooth function.

<For Radio 1 / 2.4GHz Function>

Chain 1, Chain 2, Chain 3 and Chain 4 can be used as transmitting/receiving antenna.

Chain 1, Chain 2, Chain 3 and Chain 4 could transmit/receive simultaneously.

<For Radio 2 / 5GHz Function>

Chain 5, Chain 6, Chain 7 and Chain 8 can be used as transmitting/receiving antenna.

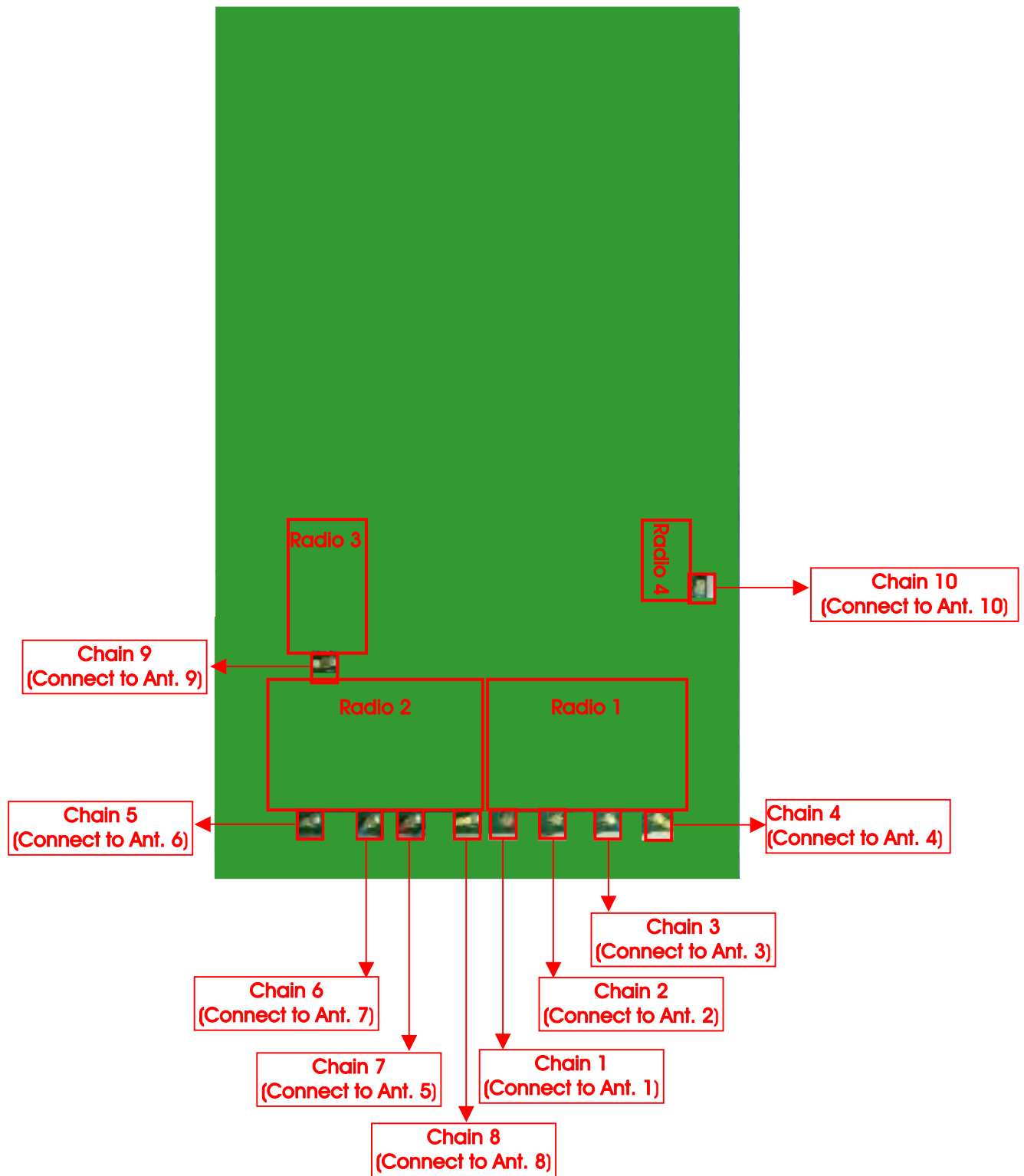
Chain 5, Chain 6, Chain 7 and Chain 8 could transmit/receive simultaneously.

<For Radio 3 / 2.4GHz + 5GHz Functions>

Only Chain 9 could transmit/receive.

<For Radio 4 / Bluetooth Functions>

Only Chain 10 could transmit/receive.



3.4. Table for Carrier Frequencies

There are three bandwidth systems.

For 20MHz bandwidth systems, use Channel 36, 40, 44, 48, 52, 56, 60, 64, 100, 104, 108, 112, 116, 120, 124, 128, 132, 136, 140, 144, 149, 153, 157, 161, 165.

For 40MHz bandwidth systems, use Channel 38, 46, 54, 62, 102, 110, 118, 126, 134, 142, 151, 159.

For 80MHz bandwidth systems, use Channel 42, 58, 106, 122, 138, 155.

Frequency Band	Channel No.	Frequency	Channel No.	Frequency
5150~5250 MHz U-NII-1	36	5180 MHz	44	5220 MHz
	38	5190 MHz	46	5230 MHz
	40	5200 MHz	48	5240 MHz
	42	5210 MHz	-	-
5250~5350 MHz U-NII-2A	52	5260 MHz	60	5300 MHz
	54	5270 MHz	62	5310 MHz
	56	5280 MHz	64	5320 MHz
	58	5290 MHz	-	-
5470~5725 MHz U-NII-2C	100	5500 MHz	124	5620 MHz
	102	5510 MHz	126	5630 MHz
	104	5520 MHz	128	5640 MHz
	106	5530 MHz	132	5660 MHz
	108	5540 MHz	134	5670 MHz
	110	5550 MHz	136	5680 MHz
	112	5560 MHz	138	5690 MHz
	116	5580 MHz	140	5700 MHz
	118	5590 MHz	142	5710 MHz
	120	5600 MHz	144	5720 MHz
	122	5610 MHz	-	-
5725~5850 MHz U-NII-3	149	5745 MHz	157	5785 MHz
	151	5755 MHz	159	5795 MHz
	153	5765 MHz	161	5805 MHz
	155	5775 MHz	165	5825 MHz

3.5. Table for 80+80 MHz Mode

Type	Channel No.	Frequency
1	42+106	5210+5530 MHz
2	42+122	5210+5610 MHz
3	42+138	5210+5690 MHz
4	58+106	5290+5530 MHz
5	58+122	5290+5610 MHz
6	58+138	5290+5690 MHz
7	58+155	5290+5775 MHz
8	106+138	5530+5690 MHz
9	106+155	5530+5775 MHz
10	122+155	5610+5775 MHz
11	138+155	5690+5775 MHz
12	42+58	5210+5290 MHz
13	106+122	5530+5610 MHz

3.6. Table for Test Modes

Preliminary tests were performed in different data rate to find the worst radiated emission. The data rate shown in the table below is the worst-case rate with respect to the specific test item. Investigation has been done on all the possible configurations for searching the worst cases. The following table is a list of the test modes shown in this test report.

Test Items	Mode	Data Rate	Channel	Chain	
Max. Conducted Output Power	For Non-Beamforming Mode				
	11a/BPSK	U-NII-2A/2C	6Mbps	52/60/64/100/116/140/144	5+6+7+8
	11ac VHT20	U-NII-2A/2C	MCS0/Nss1	52/60/64/100/116/140/144	5+6+7+8
	11ac VHT40	U-NII-2A/2C	MCS0/Nss1	54/62/102/110/134/142	5+6+7+8
	11ac VHT80	U-NII-2A/2C	MCS0/Nss1	58/106/122/138	5+6+7+8
	11ac VHT20	U-NII-2A/2C	MCS0/Nss4	52/60/64/100/116/140/144	5+6+7+8
	11ac VHT40	U-NII-2A/2C	MCS0/Nss4	54/62/102/110/134/142	5+6+7+8
	11ac VHT80	U-NII-2A/2C	MCS0/Nss4	58/106/122/138	5+6+7+8
	For Beamforming Mode				
	11ac VHT20	U-NII-2A/2C	MCS0/Nss1	52/60/64/100/116/140/144	5+6+7+8
	11ac VHT40	U-NII-2A/2C	MCS0/Nss1	54/62/102/110/134/142	5+6+7+8
	11ac VHT80	U-NII-2A/2C	MCS0/Nss1	58/106/122/138	5+6+7+8
	11ac VHT20	U-NII-2A/2C	MCS0/Nss2	52/60/64/100/116/140/144	5+6+7+8
	11ac VHT40	U-NII-2A/2C	MCS0/Nss2	54/62/102/110/134/142	5+6+7+8
	11ac VHT80	U-NII-2A/2C	MCS0/Nss2	58/106/122/138	5+6+7+8
	11ac VHT20	U-NII-2A/2C	MCS0/Nss3	52/60/64/100/116/140/144	5+6+7+8
	11ac VHT40	U-NII-2A/2C	MCS0/Nss3	54/62/102/110/134/142	5+6+7+8
	11ac VHT80	U-NII-2A/2C	MCS0/Nss3	58/106/122/138	5+6+7+8

Power Spectral Density	For Non-Beamforming Mode				
	11a/BPSK	U-NII-2A/2C	6Mbps	52/60/64/100/116/140/144	5+6+7+8
	11ac VHT20	U-NII-2A/2C	MCS0/Nss1	52/60/64/100/116/140/144	5+6+7+8
	11ac VHT40	U-NII-2A/2C	MCS0/Nss1	54/62/102/110/134/142	5+6+7+8
	11ac VHT80	U-NII-2A/2C	MCS0/Nss1	58/106/122/138	5+6+7+8
	11ac VHT20	U-NII-2A/2C	MCS0/Nss4	52/60/64/100/116/140/144	5+6+7+8
	11ac VHT40	U-NII-2A/2C	MCS0/Nss4	54/62/102/110/134/142	5+6+7+8
	11ac VHT80	U-NII-2A/2C	MCS0/Nss4	58/106/122/138	5+6+7+8
	For Beamforming Mode				
	11ac VHT20	U-NII-2A/2C	MCS0/Nss1	52/60/64/100/116/140/144	5+6+7+8
	11ac VHT40	U-NII-2A/2C	MCS0/Nss1	54/62/102/110/134/142	5+6+7+8
	11ac VHT80	U-NII-2A/2C	MCS0/Nss1	58/106/122/138	5+6+7+8
	11ac VHT20	U-NII-2A/2C	MCS0/Nss2	52/60/64/100/116/140/144	5+6+7+8
	11ac VHT40	U-NII-2A/2C	MCS0/Nss2	54/62/102/110/134/142	5+6+7+8
	11ac VHT80	U-NII-2A/2C	MCS0/Nss2	58/106/122/138	5+6+7+8
	11ac VHT20	U-NII-2A/2C	MCS0/Nss3	52/60/64/100/116/140/144	5+6+7+8
	11ac VHT40	U-NII-2A/2C	MCS0/Nss3	54/62/102/110/134/142	5+6+7+8
11ac VHT80	U-NII-2A/2C	MCS0/Nss3	58/106/122/138	5+6+7+8	

26dB Spectrum Bandwidth 99% Occupied Bandwidth Measurement	For Non-Beamforming Mode				
	11a/BPSK	U-NII-2A/2C	6Mbps	52/60/64/100/116/140/144	5/6/7/8
	11ac VHT20	U-NII-2A/2C	MCS0/Nss1	52/60/64/100/116/140/144	5/6/7/8
	11ac VHT40	U-NII-2A/2C	MCS0/Nss1	54/62/102/110/134/142	5/6/7/8
	11ac VHT80	U-NII-2A/2C	MCS0/Nss1	58/106/122/138	5/6/7/8
	11ac VHT20	U-NII-2A/2C	MCS0/Nss4	52/60/64/100/116/140/144	5/6/7/8
	11ac VHT40	U-NII-2A/2C	MCS0/Nss4	54/62/102/110/134/142	5/6/7/8
	11ac VHT80	U-NII-2A/2C	MCS0/Nss4	58/106/122/138	5/6/7/8
	For Beamforming Mode				
	11ac VHT20	U-NII-2A/2C	MCS0/Nss1	52/60/64/100/116/140/144	5/6/7/8
	11ac VHT40	U-NII-2A/2C	MCS0/Nss1	54/62/102/110/134/142	5/6/7/8
	11ac VHT80	U-NII-2A/2C	MCS0/Nss1	58/106/122/138	5/6/7/8
	11ac VHT20	U-NII-2A/2C	MCS0/Nss2	52/60/64/100/116/140/144	5/6/7/8
	11ac VHT40	U-NII-2A/2C	MCS0/Nss2	54/62/102/110/134/142	5/6/7/8
	11ac VHT80	U-NII-2A/2C	MCS0/Nss2	58/106/122/138	5/6/7/8
	11ac VHT20	U-NII-2A/2C	MCS0/Nss3	52/60/64/100/116/140/144	5/6/7/8
	11ac VHT40	U-NII-2A/2C	MCS0/Nss3	54/62/102/110/134/142	5/6/7/8
11ac VHT80	U-NII-2A/2C	MCS0/Nss3	58/106/122/138	5/6/7/8	

6dB Spectrum Bandwidth Measurement	For Non-Beamforming Mode				
	11a/BPSK	U-NII-3	6Mbps	144	5/6/7/8
	11ac VHT20	U-NII-3	MCS0/Nss1	144	5/6/7/8
	11ac VHT40	U-NII-3	MCS0/Nss1	142	5/6/7/8
	11ac VHT80	U-NII-3	MCS0/Nss1	138	5/6/7/8
	11ac VHT20	U-NII-3	MCS0/Nss4	144	5/6/7/8
	11ac VHT40	U-NII-3	MCS0/Nss4	142	5/6/7/8
	11ac VHT80	U-NII-3	MCS0/Nss4	138	5/6/7/8
	For Beamforming Mode				
	11ac VHT20	U-NII-3	MCS0/Nss1	144	5/6/7/8
	11ac VHT40	U-NII-3	MCS0/Nss1	142	5/6/7/8
	11ac VHT80	U-NII-3	MCS0/Nss1	138	5/6/7/8
	11ac VHT20	U-NII-3	MCS0/Nss2	144	5/6/7/8
	11ac VHT40	U-NII-3	MCS0/Nss2	142	5/6/7/8
	11ac VHT80	U-NII-3	MCS0/Nss2	138	5/6/7/8
	11ac VHT20	U-NII-3	MCS0/Nss3	144	5/6/7/8
	11ac VHT40	U-NII-3	MCS0/Nss3	142	5/6/7/8
	11ac VHT80	U-NII-3	MCS0/Nss3	138	5/6/7/8

Radiated Emission Above 1GHz	For Non-Beamforming Mode				
	11a/BPSK	U-NII-2A/2C	6Mbps	52/60/64/100/116/140/144	5+6+7+8
	11ac VHT20	U-NII-2A/2C	MCS0/Nss1	52/60/64/100/116/140/144	5+6+7+8
	11ac VHT40	U-NII-2A/2C	MCS0/Nss1	54/62/102/110/134/142	5+6+7+8
	11ac VHT80	U-NII-2A/2C	MCS0/Nss1	58/106/122/138	5+6+7+8
	11ac VHT20	U-NII-2A/2C	MCS0/Nss4	52/60/64/100/116/140/144	5+6+7+8
	11ac VHT40	U-NII-2A/2C	MCS0/Nss4	54/62/102/110/134/142	5+6+7+8
	11ac VHT80	U-NII-2A/2C	MCS0/Nss4	58/106/122/138	5+6+7+8
	For Beamforming Mode				
	11ac VHT20	U-NII-2A/2C	MCS0/Nss1	52/60/64/100/116/140/144	5+6+7+8
	11ac VHT40	U-NII-2A/2C	MCS0/Nss1	54/62/102/110/134/142	5+6+7+8
	11ac VHT80	U-NII-2A/2C	MCS0/Nss1	58/106/122/138	5+6+7+8
	11ac VHT20	U-NII-2A/2C	MCS0/Nss2	52/60/64/100/116/140/144	5+6+7+8
	11ac VHT40	U-NII-2A/2C	MCS0/Nss2	54/62/102/110/134/142	5+6+7+8
	11ac VHT80	U-NII-2A/2C	MCS0/Nss2	58/106/122/138	5+6+7+8
	11ac VHT20	U-NII-2A/2C	MCS0/Nss3	52/60/64/100/116/140/144	5+6+7+8
	11ac VHT40	U-NII-2A/2C	MCS0/Nss3	54/62/102/110/134/142	5+6+7+8
11ac VHT80	U-NII-2A/2C	MCS0/Nss3	58/106/122/138	5+6+7+8	

Band Edge Emission	For Non-Beamforming Mode				
	11a/BPSK	U-NII-2A/2C	6Mbps	52/60/64/100/116/140/144	5+6+7+8
	11ac VHT20	U-NII-2A/2C	MCS0/Nss1	52/60/64/100/116/140/144	5+6+7+8
	11ac VHT40	U-NII-2A/2C	MCS0/Nss1	54/62/102/110/134/142	5+6+7+8
	11ac VHT80	U-NII-2A/2C	MCS0/Nss1	58/106/122/138	5+6+7+8
	11ac VHT20	U-NII-2A/2C	MCS0/Nss4	52/60/64/100/116/140/144	5+6+7+8
	11ac VHT40	U-NII-2A/2C	MCS0/Nss4	54/62/102/110/134/142	5+6+7+8
	11ac VHT80	U-NII-2A/2C	MCS0/Nss4	58/106/122/138	5+6+7+8
	For Beamforming Mode				
	11ac VHT20	U-NII-2A/2C	MCS0/Nss1	52/60/64/100/116/140/144	5+6+7+8
	11ac VHT40	U-NII-2A/2C	MCS0/Nss1	54/62/102/110/134/142	5+6+7+8
	11ac VHT80	U-NII-2A/2C	MCS0/Nss1	58/106/122/138	5+6+7+8
	11ac VHT20	U-NII-2A/2C	MCS0/Nss2	52/60/64/100/116/140/144	5+6+7+8
	11ac VHT40	U-NII-2A/2C	MCS0/Nss2	54/62/102/110/134/142	5+6+7+8
	11ac VHT80	U-NII-2A/2C	MCS0/Nss2	58/106/122/138	5+6+7+8
	11ac VHT20	U-NII-2A/2C	MCS0/Nss3	52/60/64/100/116/140/144	5+6+7+8
11ac VHT40	U-NII-2A/2C	MCS0/Nss3	54/62/102/110/134/142	5+6+7+8	
11ac VHT80	U-NII-2A/2C	MCS0/Nss3	58/106/122/138	5+6+7+8	
Frequency Stability	20 MHz	U-NII-2A/2C	-	60/116	6
	40 MHz	U-NII-2A/2C	-	62/110	6
	80 MHz	U-NII-2A/2C	-	58/106	6

For 802.11ac MCS0/Nss2 VHT80+80 (Non-Beamforming and Beamforming) Mode

Test Items	Mode		Data Rate	Type	Channel	Chain
Max. Conducted Output Power Power Spectral Density Occupied Bandwidth Measurement Radiated Emission Above 1GHz Band Edge Emission	11ac VHT80+80	U-NII-1 U-NII-2A U-NII-2C U-NII-3	MCS0/Nss2	1	42	5+6
					106	7+8
				2	42	5+6
					122	7+8
				3	42	5+6
					138	7+8
				4	58	5+6
					106	7+8
				5	58	5+6
					122	7+8
				6	58	5+6
					138	7+8
				7	58	5+6
					155	7+8
				8	106	5+6
					138	7+8
				9	106	5+6
					155	7+8
				10	122	5+6
					155	7+8
				11	138	5+6
					155	7+8
				12	42	5+6
					58	7+8
				13	106	5+6
					122	7+8



26dB Spectrum Bandwidth & 99%	11ac VHT80+80	U-NII-1 U-NII-2A U-NII-2C U-NII-3	MCS0/Nss2	1	42	5/6
					106	7/8
				2	42	5/6
					122	7/8
				3	42	5/6
					138	7/8
				4	58	5/6
					106	7/8
				5	58	5/6
					122	7/8
				6	58	5/6
					138	7/8
				7	58	5/6
155	7/8					
8	106	5/6				
	138	7/8				
9	106	5/6				
	155	7/8				
10	122	5/6				
	155	7/8				
11	138	5/6				
	155	7/8				
12	42	5/6				
	58	7/8				
13	106	5/6				
	122	7/8				
6dB Spectrum Bandwidth Measurement	11ac VHT80+80	U-NII-3	MCS0/Nss2	3	42	-
					138	7/8
				6	58	-
					138	7/8
				7	58	-
					155	7/8
				8	106	-
					138	7/8
				9	106	-
					155	7/8
				10	122	-
155	7/8					
11	138	5/6				
	155	7/8				

For Radio 3

Test Items	Mode		Data Rate	Channel	Chain
Max. Conducted Output Power	11a/BPSK	U-NII-2A/2C	6Mbps	52/60/64/100/116/140/144	9
	11ac VHT20	U-NII-2A/2C	MCS0/Nss1	52/60/64/100/116/140/144	9
	11ac VHT40	U-NII-2A/2C	MCS0/Nss1	54/62/102/110/134/142	9
	11ac VHT80	U-NII-2A/2C	MCS0/Nss1	58/106/122/138	9
Power Spectral Density	11a/BPSK	U-NII-2A/2C	6Mbps	52/60/64/100/116/140/144	9
	11ac VHT20	U-NII-2A/2C	MCS0/Nss1	52/60/64/100/116/140/144	9
	11ac VHT40	U-NII-2A/2C	MCS0/Nss1	54/62/102/110/134/142	9
	11ac VHT80	U-NII-2A/2C	MCS0/Nss1	58/106/122/138	9
26dB Spectrum Bandwidth & 99% Occupied Bandwidth Measurement	11a/BPSK	U-NII-2A/2C	6Mbps	52/60/64/100/116/140/144	9
	11ac VHT20	U-NII-2A/2C	MCS0/Nss1	52/60/64/100/116/140/144	9
	11ac VHT40	U-NII-2A/2C	MCS0/Nss1	54/62/102/110/134/142	9
	11ac VHT80	U-NII-2A/2C	MCS0/Nss1	58/106/122/138	9
6dB Spectrum Bandwidth Measurement	11a/BPSK	U-NII-3	6Mbps	144	9
	11ac VHT20	U-NII-3	MCS0/Nss1	144	9
	11ac VHT40	U-NII-3	MCS0/Nss1	142	9
	11ac VHT80	U-NII-3	MCS0/Nss1	138	9
Radiated Emission Above 1GHz	11a/BPSK	U-NII-2A/2C	6Mbps	52/60/64/100/116/140/144	9
	11ac VHT20	U-NII-2A/2C	MCS0/Nss1	52/60/64/100/116/140/144	9
	11ac VHT40	U-NII-2A/2C	MCS0/Nss1	54/62/102/110/134/142	9
	11ac VHT80	U-NII-2A/2C	MCS0/Nss1	58/106/122/138	9
Band Edge Emission	11a/BPSK	U-NII-2A/2C	6Mbps	52/60/64/100/116/140/144	9
	11ac VHT20	U-NII-2A/2C	MCS0/Nss1	52/60/64/100/116/140/144	9
	11ac VHT40	U-NII-2A/2C	MCS0/Nss1	54/62/102/110/134/142	9
	11ac VHT80	U-NII-2A/2C	MCS0/Nss1	58/106/122/138	9
Frequency Stability	20 MHz	U-NII-2A/2C	-	60/116	9
	40 MHz	U-NII-2A/2C	-	62/110	9
	80 MHz	U-NII-2A/2C	-	58/106	9

Note 1: VHT20/VHT40 covers HT20/HT40, due to same modulation. The power setting for 802.11n HT20 and HT40 are the same or lower than 802.11ac VHT20 and VHT40.

Note 2: There are two modes of EUT, one is beamforming mode, and the other is non-beamforming mode for 802.11n/ac. All test results were recorded in the report.

Note 3: Adapter and PoE information as below, and the Adapter and PoE are for measurement only, would not be marketed.

Power	Brand	Model
Adapter	ITE	MU30-5120250-A1
PoE	Motorola	PD-7001G

Note 4: Emission below 1GHz were covered by the original testing and since this is a C3PC software update to add bands that emissions below 1GHz still apply from the original testing.

The following test modes were performed for all tests:

Radiated Emission test<Above 1GHz>	
The EUT was performed at X axis, Y axis and Z axis position for Radiated emission above 1GHz test, and the worst case was found at Y axis. So the measurement will follow this same test configuration.	
Mode	Description
1	CTX - Y axis

Co-location MPE and Radiated Emission Co-location Test	
Mode	Description
1	Radio 1 (2.4GHz WLAN function) + Radio 2 (5GHz WLAN function) + Radio 3 (2.4GHz WLAN function) + Bluetooth
2	Radio 1 (2.4GHz WLAN function) + Radio 2 (5GHz WLAN function) + Radio 3 (5GHz WLAN function) + Bluetooth
Therefore Co-location Maximum Permissible Exposure (Please refer to FA590419-01) test is added for simultaneously transmit.	

3.7. Table for Testing Locations

Test Site Location					
Address:	No.8, Lane 724, Bo-ai St., Jhubei City, Hsinchu County 302, Taiwan, R.O.C.				
TEL:	886-3-656-9065				
FAX:	886-3-656-9085				
Test Site No.	Site Category	Location	FCC Reg. No.	IC File No.	VCCI Reg. No
03CH01-CB	SAC	Hsin Chu	262045	IC 4086D	-
TH01-CB	OVEN Room	Hsin Chu	-	-	-

Open Area Test Site (OATS); Semi Anechoic Chamber (SAC).

3.8. Table for Class III Change

This product is an extension of original one reported under Sporton project number: FR590419AB

Below is the table for the change of the product with respect to the original one.

Description	Performance Checking
Add 5 GHz U-NII-2A and U-NII-2C (5250~5350 MHz, 5470~5725 MHz) for this device.	1. 26dB Spectrum Bandwidth and 99% Occupied Bandwidth 2. 6dB Spectrum Bandwidth Measurement 3. Maximum Conducted Output Power 4. Power Spectral Density 5. Radiated Emissions (Above 1GHz) 6. Band Edge Emissions 7. Frequency Stability Measurement
Add thirteen sets 80+80 Mode also includes the 5150 ~ 5250 MHz and 5725 ~ 5850 MHz, please refer to the section 3.5 for detail.	1. 26dB Spectrum Bandwidth and 99% Occupied Bandwidth 2. 6dB Spectrum Bandwidth Measurement 3. Maximum Conducted Output Power 4. Power Spectral Density 5. Radiated Emissions (Above 1GHz) 6. Band Edge Emissions

Note: In the test report has two frequencies is support 80+80 mode one is 5150~5250 MHz other is 5725~5850 MHz.

3.9. Table for Supporting Units

For Test Site No: 03CH01-CB (Above 1GHz)

<For Non-beamforming Mode>

Support Unit	Brand	Model	FCC ID
NB	DELL	E4300	DoC
PoE	Motorola	PD-7001G	DoC

<For Beamforming Mode>

Support Unit	Brand	Model	FCC ID
NB*2	DELL	E4300	DoC
PoE	Motorola	PD-7001G	DoC
RX Device	CISCO	MR52-HW	UDX-60041010

For Test Site No: TH01-CB

Support Unit	Brand	Model	FCC ID
NB	DELL	E4300	DoC
Adapter	ITE	MU30-5120250-A1	N/A

3.10. Table for Parameters of Test Software Setting

During testing, Channel and Power Controlling Software provided by the customer was used to control the operating channel as well as the output power level. The RF output power selection is for the setting of RF output power expected by the customer and is going to be fixed on the firmware of the final end product.

<For Radio 2 Non-beamforming Mode>

Test Software Version	QCAQML-QLIB V6190,QPHONEMS						
Mode	Test Frequency (MHz)						
	NCB: 20MHz						
	5260 MHz	5300 MHz	5320 MHz	5500 MHz	5580 MHz	5700 MHz	5720 MHz
802.11a	16.5	16.5	16.5	16	16	16	16.5
802.11ac MCS0/Nss1 VHT20	17	17	17	16	16	16.5	17
802.11ac MCS0/Nss4 VHT20	16.5	16.5	16.5	16	16	16.5	16.5
Mode	NCB: 40MHz						
	5270 MHz	5310 MHz	5510 MHz	5550 MHz	5670 MHz	5710 MHz	
802.11ac MCS0/Nss1 VHT40	16.5	16.5	16	16	16.5	17	
802.11ac MCS0/Nss4 VHT40	16.5	16	16	16	16	18.5	
Mode	NCB: 80MHz						
	5290 MHz	5530 MHz	5610 MHz	5690 MHz			
802.11ac MCS0/Nss1 VHT80	13	11	16	17.5			
802.11ac MCS0/Nss4 VHT80	13.5	14	16.5	17			

For 802.11ac MCS0/Nss2 VHT80+80 Mode

Test Software Version	QCAQML-QLIB V6190,QPHONEMS			
Mode	NCB: 80MHz+80MHz			
802.11ac MCS0/Nss2 VHT80+80	Type 1	Type 2	Type 3	Type 4
	5210+5530 MHz	5210+5610 MHz	5210+5690 MHz	5290+5530 MHz
	14	15.5	16	14
	Type 5	Type 6	Type 7	Type 8
	5290+5610 MHz	5290+5690 MHz	5290+5775 MHz	5530+5690 MHz
	14	14.5	15	15
	Type 9	Type 10	Type 11	Type 12
	5530+5775 MHz	5610+5775 MHz	5690+5775 MHz	5210+5290 MHz
	14.5	14.5	16.5	13.5
	Type 13	-	-	-
	5530+5610 MHz	-	-	-
	15	-	-	-

<For Radio 2 Beamforming Mode>

Test Software Version	QCAQML-QLIB V6190,QPHONEMS						
Mode	Test Frequency (MHz)						
	NCB: 20MHz						
	5260 MHz	5300 MHz	5320 MHz	5500 MHz	5580 MHz	5700 MHz	5720 MHz
802.11ac MCS0/Nss1 VHT20	30	30	30	24	24	24	20
802.11ac MCS0/Nss2 VHT20	30	30	30	30	30	30	23
802.11ac MCS0/Nss3 VHT20	30	30	30	30	30	30	22
Mode	NCB: 40MHz						
	5270 MHz	5310 MHz	5510 MHz	5550 MHz	5670 MHz	5710 MHz	
802.11ac MCS0/Nss1 VHT40	25	23	23	24	24	21	
802.11ac MCS0/Nss2 VHT40	30	22	23	30	30	22	
802.11ac MCS0/Nss3 VHT40	30	21	22	30	30	22	
Mode	NCB: 80MHz						
	5290 MHz	5530 MHz	5610 MHz	5690 MHz			
802.11ac MCS0/Nss1 VHT80	20	20	23	20			
802.11ac MCS0/Nss2 VHT80	20	20	30	22			
802.11ac MCS0/Nss3 VHT80	22	22	30	22			

For 802.11ac MCS0/Nss2 VHT80+80 Mode

Test Software Version	QCAQML-QLIB V6190,QPHONEMS			
Mode	NCB: 80MHz+80MHz			
802.11ac MCS0/Nss2 VHT80+80	Type 1	Type 2	Type 3	Type 4
	5210+5530 MHz	5210+5610 MHz	5210+5690 MHz	5290+5530 MHz
	23	22	22	23
	Type 5	Type 6	Type 7	Type 8
	5290+5610 MHz	5290+5690 MHz	5290+5775 MHz	5530+5690 MHz
	22	23	20	22
	Type 9	Type 10	Type 11	Type 12
	5530+5775 MHz	5610+5775 MHz	5690+5775 MHz	5210+5290 MHz
	22	22	28	23
	Type 13	-	-	-
	5530+5610 MHz	-	-	-
	22	-	-	-

<For Radio 3 Mode>

Test Software Version	QCAQML-QLIB V6190,QPHONEMS						
Mode	Test Frequency (MHz)						
	NCB: 20MHz						
	5260 MHz	5300 MHz	5320 MHz	5500 MHz	5580 MHz	5700 MHz	5720 MHz
802.11a	29.5	27.5	19.5	20	29.5	17	29.5
802.11ac MCS0/Nss1 VHT20	29.5	27	19.5	19	29.5	16.5	29.5
Mode	NCB: 40MHz						
	5270 MHz	5310 MHz	5510 MHz	5550 MHz	5670 MHz	5710 MHz	
	802.11ac MCS0/Nss1 VHT40	24.5	15	13.5	21.5	18.5	29.5
Mode	NCB: 80MHz						
	5290 MHz		5530 MHz		5610 MHz		5690 MHz
	802.11ac MCS0/Nss1 VHT80	11.5		13		19.5	

3.11. EUT Operation during Test

<For Non-beamforming Mode>

The EUT was programmed to be in continuously transmitting mode.

<For Beamforming Mode>

For Conducted Mode:

The EUT was programmed to be in continuously transmitting mode.

For Radiated Mode:

During the test, the following programs under WIN XP were executed.

The program was executed as follows:

1. During the test, the EUT operation to normal function.
2. Executed command fixed test channel under DOS.
3. Executed "Lantest.exe " to link with the remote workstation to receive and transmit packet by RX Device and transmit duty cycle no less 98%.

3.12. Duty Cycle

<For Non-beamforming Mode>

Mode	On Time (ms)	On+Off Time (ms)	Duty Cycle (%)	Duty Factor (dB)	1/T Minimum VBW (kHz)
802.11a	2.058	2.120	97.08%	0.13	0.49
802.11ac MCS0/Nss1 VHT20	4.980	5.070	98.22%	0.08	0.01
802.11ac MCS0/Nss1 VHT40	2.394	2.483	96.39%	0.16	0.42
802.11ac MCS0/Nss1 VHT80	1.132	1.199	94.44%	0.25	0.88
802.11ac MCS0/Nss4 VHT20	4.960	5.040	98.41%	0.07	0.01
802.11ac MCS0/Nss4 VHT40	2.383	2.486	95.83%	0.18	0.42
802.11ac MCS0/Nss4 VHT80	1.152	1.216	94.74%	0.23	0.87
802.11ac MCS0/Nss2 VHT80+80	1.140	1.200	95.00%	0.22	0.88

<For Beamforming Mode>

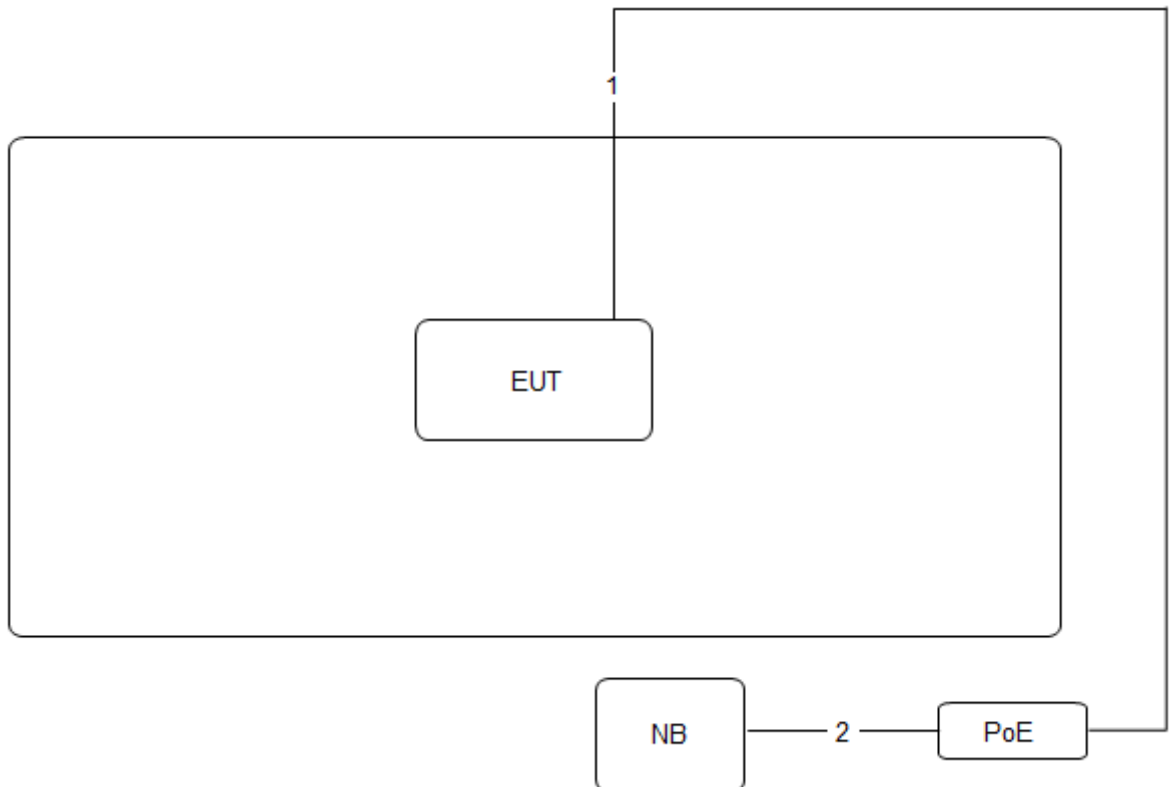
Mode	On Time (ms)	On+Off Time (ms)	Duty Cycle (%)	Duty Factor (dB)	1/T Minimum VBW (kHz)
802.11ac MCS0/Nss1 VHT20	8.820	9.592	91.95%	0.36	0.11
802.11ac MCS0/Nss1 VHT40	8.210	8.520	96.36%	0.16	0.12
802.11ac MCS0/Nss1 VHT80	7.772	8.530	91.11%	0.40	0.13
802.11ac MCS0/Nss2 VHT20	8.800	8.832	99.64%	0.02	0.01
802.11ac MCS0/Nss2 VHT40	6.640	8.080	82.18%	0.85	0.15
802.11ac MCS0/Nss2 VHT80	6.912	8.060	85.76%	0.67	0.14
802.11ac MCS0/Nss3 VHT20	1.600	2.120	75.47%	1.22	0.63
802.11ac MCS0/Nss3 VHT40	7.515	8.280	90.76%	0.42	0.13
802.11ac MCS0/Nss3 VHT80	7.240	8.120	89.16%	0.50	0.14
802.11ac MCS0/Nss2 VHT80+80	6.608	8.184	80.74%	0.93	0.15

3.13. Test Configurations

3.13.1. Radiation Emissions Test Configuration

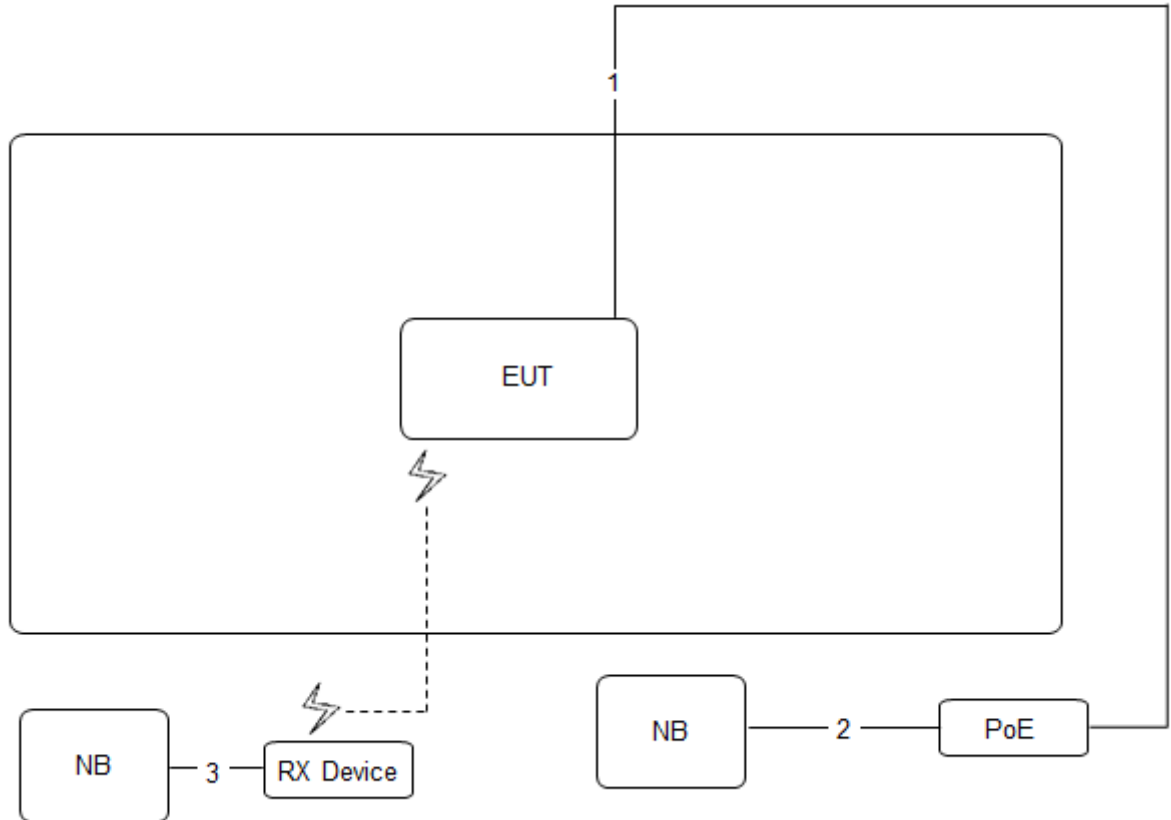
Test Configuration: above 1GHz

<For Non-Beamforming Mode>



Item	Connection	Shielded	Length
1	RJ-45 cable	No	10m
2	RJ-45 cable	No	1.5m

<For Beamforming Mode>



Item	Connection	Shielded	Length
1	RJ-45 cable	No	10m
2	RJ-45 cable	No	1.5m
3	RF-45 cable	No	1.5m

4. TEST RESULT

4.1. 26dB Bandwidth and 99% Occupied Bandwidth Measurement

4.1.1. Limit

No restriction limits.

4.1.2. Measuring Instruments and Setting

Please refer to section 5 of equipments list in this report. The following table is the setting of the spectrum analyzer.

26dB Bandwidth	
Spectrum Parameters	Setting
Attenuation	Auto
Span Frequency	> 26dB Bandwidth
RBW	Approximately 1% of the emission bandwidth
VBW	VBW > RBW
Detector	Peak
Trace	Max Hold
Sweep Time	Auto
99% Occupied Bandwidth	
Spectrum Parameters	Setting
Span	1.5 times to 5.0 times the OBW
RBW	1 % to 5 % of the OBW
VBW	$\geq 3 \times$ RBW
Detector	Peak
Trace	Max Hold

4.1.3. Test Procedures

1. The transmitter was conducted to the spectrum analyzer in peak hold mode.
2. Measure the maximum width of the emission that is 26 dB down from the peak of the emission.
3. Compare this with the RBW setting of the analyzer. Readjust RBW and repeat measurement as needed until the RBW/EBW ratio is approximately 1%.
4. Measurement perform conducted of each port.

4.1.4. Test Setup Layout

This test setup layout is the same as that shown in section 4.5.4.

4.1.5. Test Deviation

There is no deviation with the original standard.

4.1.6. EUT Operation during Test

The EUT was programmed to be in continuously transmitting mode.

4.1.7. Test Result of 26dB Bandwidth and 99% Occupied Bandwidth

Temperature	25°C	Humidity	45%
Test Engineer	Mars Lin		

<For Radio 2 Non-beamforming Mode>

Mode	Frequency	26dB Bandwidth (MHz)				99% Occupied Bandwidth (MHz)			
		Chain 5	Chain 6	Chain 7	Chain 8	Chain 5	Chain 6	Chain 7	Chain 8
802.11a	5260 MHz	19.13	20.00	19.48	19.91	16.41	16.58	16.41	16.41
	5300 MHz	19.30	19.83	19.83	19.74	16.41	16.58	16.58	16.41
	5320 MHz	19.30	19.83	19.65	19.48	16.41	16.41	16.50	16.41
	5500 MHz	19.57	19.83	19.48	19.65	16.50	16.50	16.50	16.50
	5580 MHz	19.65	19.91	19.48	19.57	16.50	16.50	16.58	16.41
	5700 MHz	19.74	19.91	19.48	19.83	16.50	16.50	16.41	16.41
802.11ac MCS0/Nss1 VHT20	5260 MHz	20.35	20.52	20.26	20.26	17.63	17.63	17.63	17.63
	5300 MHz	20.35	20.35	20.61	20.52	17.63	17.63	17.63	17.63
	5320 MHz	20.43	20.61	20.61	20.35	17.63	17.63	17.63	17.63
	5500 MHz	20.78	20.52	20.35	20.35	17.71	17.63	17.71	17.71
	5580 MHz	20.52	20.61	20.52	20.17	17.71	17.63	17.71	17.63
	5700 MHz	20.43	20.52	20.43	20.52	17.71	17.71	17.63	17.63
802.11ac MCS0/Nss1 VHT40	5270 MHz	40.29	40.43	40.58	40.29	36.18	36.32	36.18	36.18
	5310 MHz	40.72	40.87	40.29	40.29	36.47	36.32	36.32	36.18
	5510 MHz	40.29	40.72	40.72	40.29	36.18	36.32	36.32	36.32
	5550 MHz	40.29	40.72	40.72	40.29	36.18	36.32	36.18	36.32
	5670 MHz	40.58	40.72	40.87	40.58	36.18	36.32	36.32	36.32
802.11ac MCS0/Nss1 VHT80	5290 MHz	80.29	80.29	80.00	80.58	75.83	75.83	75.83	75.54
	5530 MHz	80.00	80.29	80.29	80.29	75.83	75.83	75.54	75.83
	5610 MHz	80.29	80.58	80.29	80.29	75.54	75.54	75.54	75.83

Mode	Frequency	26dB Bandwidth (MHz)				99% Occupied Bandwidth (MHz)			
		Chain 5	Chain 6	Chain 7	Chain 8	Chain 5	Chain 6	Chain 7	Chain 8
802.11ac MCS0/Nss4 VHT20	5260 MHz	22.52	22.26	22.26	22.78	17.89	17.80	17.89	17.97
	5300 MHz	22.78	22.09	22.09	22.70	17.89	17.80	17.80	17.97
	5320 MHz	22.78	22.61	21.65	22.61	17.89	17.80	17.80	17.97
	5500 MHz	22.78	22.26	22.09	22.52	17.89	17.89	17.89	17.97
	5580 MHz	22.70	22.35	22.26	22.70	17.97	17.89	17.89	17.97
	5700 MHz	22.70	22.17	22.61	22.35	17.89	17.89	17.80	17.97
802.11ac MCS0/Nss4 VHT40	5270 MHz	44.06	44.93	45.07	45.07	36.76	37.05	37.05	37.05
	5310 MHz	44.93	44.64	45.22	44.35	36.90	36.90	37.19	36.90
	5510 MHz	44.64	44.78	45.36	44.78	36.90	37.05	37.05	37.05
	5550 MHz	44.78	44.93	45.65	44.64	37.05	37.05	37.34	37.05
	5670 MHz	44.78	44.64	44.93	45.51	36.90	37.05	37.19	36.90
802.11ac MCS0/Nss4 VHT80	5290 MHz	87.54	88.41	87.83	86.96	76.41	76.41	76.41	76.41
	5530 MHz	87.25	88.99	89.86	86.96	76.41	76.41	76.70	76.41
	5610 MHz	87.25	87.83	88.70	86.96	76.41	76.12	76.41	76.41

Straddle Channel

Chain	Mode	Frequency	26dB BW (MHz)	99% OBW (MHz)	26dB BW F1 (MHz)	99% OBW T1 (MHz)	UNII 2C 26dB BW (MHz)	UNII 3 26dB BW (MHz)	UNII 2C 99% BW (MHz)	UNII 3 99% BW (MHz)
5	802.11a	5720 MHz	20.00	16.50	5709.91	5711.75	15.09	4.91	13.25	3.25
	802.11ac MCSO/Nss1 VHT20	5720 MHz	20.43	17.63	5709.91	5711.23	15.09	5.35	13.77	3.86
	802.11ac MCSO/Nss1 VHT40	5710 MHz	40.87	36.32	5689.71	5691.91	35.29	5.58	33.09	3.23
	802.11ac MCSO/Nss1 VHT80	5690 MHz	80.29	75.54	5650.00	5652.37	75.00	5.29	72.63	2.91
6	802.11a	5720 MHz	19.30	16.41	5710.35	5711.84	14.65	4.65	13.16	3.25
	802.11ac MCSO/Nss1 VHT20	5720 MHz	20.35	17.63	5709.83	5711.23	15.17	5.17	13.77	3.86
	802.11ac MCSO/Nss1 VHT40	5710 MHz	40.73	36.32	5689.71	5691.91	35.29	5.44	33.09	3.23
	802.11ac MCSO/Nss1 VHT80	5690 MHz	80.29	75.83	5650.00	5652.37	75.00	5.29	72.63	3.20
7	802.11a	5720 MHz	19.39	16.50	5710.26	5711.75	14.74	4.65	13.25	3.25
	802.11ac MCSO/Nss1 VHT20	5720 MHz	20.35	17.63	5709.91	5711.23	15.09	5.26	13.77	3.86
	802.11ac MCSO/Nss1 VHT40	5710 MHz	40.58	36.32	5689.86	5691.91	35.15	5.43	33.09	3.23
	802.11ac MCSO/Nss1 VHT80	5690 MHz	80.29	75.54	5650.00	5652.37	75.00	5.29	72.63	2.91
8	802.11a	5720 MHz	19.91	16.41	5710.09	5711.84	14.91	5.00	13.16	3.25
	802.11ac MCSO/Nss1 VHT20	5720 MHz	20.35	17.63	5709.83	5711.23	15.17	5.17	13.77	3.86
	802.11ac MCSO/Nss1 VHT40	5710 MHz	40.44	36.32	5689.86	5691.91	35.15	5.29	33.09	3.23
	802.11ac MCSO/Nss1 VHT80	5690 MHz	80.29	75.83	5650.00	5652.37	75.00	5.29	72.63	3.20

Chain	Mode	Frequency	26dB BW (MHz)	99% OBW (MHz)	26dB BW F1 (MHz)	99% OBW T1 (MHz)	UNII 2C 26dB BW (MHz)	UNII 3 26dB BW (MHz)	UNII 2C 99% BW (MHz)	UNII 3 99% BW (MHz)
5	802.11ac MCSO/Nss4 VHT20	5720 MHz	22.26	17.89	5708.87	5711.06	16.13	6.13	13.94	3.94
	802.11ac MCSO/Nss4 VHT40	5710 MHz	45.07	37.19	5687.39	5691.48	37.61	7.46	33.52	3.67
	802.11ac MCSO/Nss4 VHT80	5690 MHz	86.67	76.41	5646.81	5652.08	78.19	8.48	72.92	3.49
6	802.11ac MCSO/Nss4 VHT20	5720 MHz	22.61	17.80	5708.87	5711.14	16.13	6.48	13.86	3.94
	802.11ac MCSO/Nss4 VHT40	5710 MHz	45.07	37.34	5687.68	5691.48	37.32	7.75	33.52	3.81
	802.11ac MCSO/Nss4 VHT80	5690 MHz	88.12	76.41	5646.23	5652.08	78.77	9.35	72.92	3.49
7	802.11ac MCSO/Nss4 VHT20	5720 MHz	22.43	17.97	5709.13	5711.06	15.87	6.56	13.94	4.03
	802.11ac MCSO/Nss4 VHT40	5710 MHz	44.49	37.19	5687.83	5691.48	37.17	7.32	33.52	3.67
	802.11ac MCSO/Nss4 VHT80	5690 MHz	87.54	76.41	5646.52	5651.80	78.48	9.06	73.20	3.21
8	802.11ac MCSO/Nss4 VHT20	5720 MHz	22.61	17.97	5708.70	5711.06	16.30	6.30	13.94	4.03
	802.11ac MCSO/Nss4 VHT40	5710 MHz	45.36	37.05	5687.83	5691.62	37.17	8.19	33.38	3.67
	802.11ac MCSO/Nss4 VHT80	5690 MHz	87.54	76.41	5645.94	5652.08	79.06	8.48	72.92	3.49

For 802.11ac MCS0/Nss2 VHT80+80 Mode

Chain	Type	Frequency	26dB BW (MHz)	99% OBW (MHz)	26dB BW F1 (MHz)	99% OBW T1 (MHz)	UNII 1 or UNII 2C 26dB BW (MHz)	UNII 2A or UNII 3 26dB BW (MHz)	UNII 1 or UNII 2C 99% BW (MHz)	UNII 2A or UNII 3 99% BW (MHz)																																				
5	1	5210 MHz	80.29	75.83																																										
		5530 MHz	-	-																																										
	2	5210 MHz	80.00	75.83																																										
		5610 MHz	-	-																																										
	3	5210 MHz	80.00	75.83																																										
		5690 MHz	-	-																			-	-	-	-	-	-																		
	4	5290 MHz	80.00	75.83																																										
		5530 MHz	-	-																																										
	5	5290 MHz	79.71	75.83																																										
		5610 MHz	-	-																																										
	6	5290 MHz	80.00	75.83																																										
		5690 MHz	-	-																																					-	-	-	-	-	-
	7	5290 MHz	80.00	75.83																																										
		5775 MHz	-	-																																										
8	5530 MHz	80.29	75.83																																											
	5690 MHz	-	-							-																																				
9	5530 MHz	80.00	75.83																																											
	5775 MHz	-	-																																											
10	5610 MHz	80.29	75.54																																											
	5775 MHz	-	-																																											
11	5690 MHz	80.29	75.54																			5650.00	5652.37	75.00	5.29	72.63	2.91																			
	5775 MHz	-	-																																											
5+7	12	5210 MHz	159.57																									154.56																		
		5290 MHz																																												
	13	5530 MHz	160.43																									154.99																		
		5610 MHz																																												

Chain	Type	Frequency	26dB BW (MHz)	99% OBW (MHz)	26dB BW F1 (MHz)	99% OBW T1 (MHz)	UNII 1 or UNII 2C 26dB BW (MHz)	UNII 2A or UNII 3 26dB BW (MHz)	UNII 1 or UNII 2C 99% BW (MHz)	UNII 2A or UNII 3 99% BW (MHz)																																				
6	1	5210 MHz	80.29	75.83																																										
		5530 MHz	-	-																																										
	2	5210 MHz	80.00	75.83							-																																			
		5610 MHz	-	-																																										
	3	5210 MHz	80.00	75.83							-	-	-	-	-	-																														
		5690 MHz	-	-							-	-	-	-	-	-																														
	4	5290 MHz	80.00	75.83																																										
		5530 MHz	-	-																																										
	5	5290 MHz	80.29	75.83																																										
		5610 MHz	-	-																																										
	6	5290 MHz	80.29	75.83																			-	-	-	-	-	-																		
		5690 MHz	-	-																			-	-	-	-	-	-																		
	7	5290 MHz	80.29	75.83																																										
		5775 MHz	-	-																																										
8	5530 MHz	80.29	75.83																																											
	5690 MHz	-	-							-																			-	-	-	-	-													
9	5530 MHz	80.00	75.83																																											
	5775 MHz	-	-																																											
10	5610 MHz	80.58	75.83																																											
	5775 MHz	-	-																																											
11	5690 MHz	80.29	75.83													5650.00																			5652.37	75.00	5.29	72.63	3.20							
	5775 MHz	-	-																																											
6+7	12	5210 MHz	160.00																			154.56																								
		5290 MHz																																												
	13	5530 MHz	160.43																			154.99																								
		5610 MHz																																												



Chain	Type	Frequency	26dB BW (MHz)	99% OBW (MHz)	26dB BW F1 (MHz)	99% OBW T1 (MHz)	UNII 1 or UNII 2C 26dB BW (MHz)	UNII 2A or UNII 3 26dB BW (MHz)	UNII 1 or UNII 2C 99% BW (MHz)	UNII 2A or UNII 3 99% BW (MHz)					
7	1	5210 MHz	-	-											
		5530 MHz	79.71	75.83											
	2	5210 MHz	-	-											
		5610 MHz	80.00	75.25											
	3	5210 MHz	-	-											
		5690 MHz	80.00	75.25							5650.00	5652.37	75.00	5.00	72.63
	4	5290 MHz	-	-											
		5530 MHz	80.00	75.83											
	5	5290 MHz	-	-											
		5610 MHz	80.00	75.83											
	6	5290 MHz	-	-											
		5690 MHz	80.00	75.83							5650.00	5652.08	75.00	5.00	72.92
	7	5290 MHz	-	-											
		5775 MHz	79.71	75.54											
8	5530 MHz	-	-												
	5690 MHz	80.00	75.54	5650.00	5652.37	75.00	5.00	72.63	2.91						
9	5530 MHz	-	-												
	5775 MHz	80.29	75.83												
10	5610 MHz	-	-												
	5775 MHz	80.29	75.83												
11	5690 MHz	-	-	-	-	-	-	-	-						
	5775 MHz	80.29	75.83												
5+8	12	5210 MHz	159.57	154.56											
		5290 MHz													
	13	5530 MHz	160.00	154.99											
		5610 MHz													

Chain	Type	Frequency	26dB BW (MHz)	99% OBW (MHz)	26dB BW F1 (MHz)	99% OBW T1 (MHz)	UNII 1 or UNII 2C 26dB BW (MHz)	UNII 2A or UNII 3 26dB BW (MHz)	UNII 1 or UNII 2C 99% BW (MHz)	UNII 2A or UNII 3 99% BW (MHz)					
8	1	5210 MHz	-	-											
		5530 MHz	80.00	75.83											
	2	5210 MHz	-	-											
		5610 MHz	80.00	75.83											
	3	5210 MHz	-	-											
		5690 MHz	80.00	75.83							5650.00	5652.08	75.00	5.00	72.92
	4	5290 MHz	-	-											
		5530 MHz	80.00	75.83											
	5	5290 MHz	-	-											
		5610 MHz	80.29	75.83											
	6	5290 MHz	-	-											
		5690 MHz	80.00	75.83							5650.00	5652.08	75.00	5.00	72.92
	7	5290 MHz	-	-											
		5775 MHz	80.29	75.83											
	8	5530 MHz	-	-											
		5690 MHz	80.00	75.54							5650.00	5652.37	75.00	5.00	72.63
	9	5530 MHz	-	-											
		5775 MHz	80.58	75.83											
10	5610 MHz	-	-												
	5775 MHz	80.29	75.83												
11	5690 MHz	-	-	-	-	-	-	-	-						
	5775 MHz	80.29	75.83												
6+8	12	5210 MHz	160.00	154.99											
		5290 MHz													
	13	5530 MHz	159.57	154.99											
		5610 MHz													

Mode	Frequency	26dB Total BW (MHz)
802.11ac MCS0/Nss2 VHT80+80	5210+5530 MHz	160.29
	5210+5610 MHz	160.00
	5210+5690 MHz	160.00
	5290+5530 MHz	160.00
	5290+5610 MHz	160.00
	5290+5690 MHz	160.29
	5290+5775 MHz	160.58
	5530+5690 MHz	160.29
	5530+5775 MHz	160.58
	5610+5775 MHz	160.87
	5690+5775 MHz	160.58
	5210+5290 MHz	160.00
	5530+5610 MHz	160.43

<For Radio 2 Beamforming Mode>

Mode	Frequency	26dB Bandwidth (MHz)				99% Occupied Bandwidth (MHz)			
		Chain 5	Chain 6	Chain 7	Chain 8	Chain 5	Chain 6	Chain 7	Chain 8
802.11ac MCS0/Nss1 VHT20	5260 MHz	20.00	20.17	20.26	20.17	17.63	17.80	17.71	17.80
	5300 MHz	20.17	20.09	20.70	20.09	17.71	17.80	17.80	17.80
	5320 MHz	20.26	20.09	20.17	20.17	17.80	17.80	17.80	17.80
	5500 MHz	20.35	20.17	20.26	20.09	17.80	17.80	17.71	17.71
	5580 MHz	20.61	20.61	20.70	20.35	17.63	17.71	17.71	17.63
	5700 MHz	20.43	20.70	20.43	20.35	17.71	17.63	17.63	17.63
802.11ac MCS0/Nss1 VHT40	5270 MHz	40.29	40.58	40.00	40.14	36.32	36.32	36.32	36.32
	5310 MHz	40.00	40.43	40.29	40.58	36.18	36.32	36.32	36.47
	5510 MHz	40.29	40.58	40.29	40.43	36.32	36.32	36.32	36.32
	5550 MHz	40.43	40.72	40.58	40.00	36.18	36.32	36.18	36.32
	5670 MHz	40.43	40.87	40.58	40.58	36.32	36.32	36.32	36.32
802.11ac MCS0/Nss1 VHT80	5290 MHz	80.00	80.00	80.00	80.00	75.83	75.83	75.83	75.54
	5530 MHz	80.00	80.29	80.00	80.00	75.83	75.83	75.54	75.83
	5610 MHz	80.00	80.29	80.29	80.00	75.54	75.54	75.54	75.83
802.11ac MCS0/Nss2 VHT20	5260 MHz	20.09	20.09	20.17	20.35	17.71	17.80	17.71	17.63
	5300 MHz	20.17	20.17	20.17	20.35	17.80	17.80	17.80	17.71
	5320 MHz	20.26	20.17	20.61	20.35	17.80	17.80	17.71	17.71
	5500 MHz	20.17	20.52	20.09	20.43	17.80	17.80	17.71	17.80
	5580 MHz	20.17	20.00	20.26	20.35	17.80	17.80	17.71	17.80
	5700 MHz	20.17	20.26	20.26	20.35	17.71	17.80	17.71	17.80
802.11ac MCS0/Nss2 VHT40	5270 MHz	40.43	40.29	40.29	40.43	36.32	36.32	36.32	36.47
	5310 MHz	40.14	40.58	40.29	40.29	36.32	36.32	36.32	36.32
	5510 MHz	40.58	40.72	40.43	40.14	36.32	36.32	36.32	36.18
	5550 MHz	40.43	40.72	40.43	39.86	36.47	36.32	36.32	36.18
	5670 MHz	40.43	40.58	40.43	40.00	36.32	36.47	36.32	36.18
802.11ac MCS0/Nss2 VHT80	5290 MHz	80.00	79.42	79.42	80.00	75.83	75.83	75.83	75.83
	5530 MHz	79.71	79.71	80.00	80.00	75.83	75.83	75.83	75.54
	5610 MHz	80.29	80.00	80.00	80.00	75.83	75.83	76.12	75.83

Mode	Frequency	26dB Bandwidth (MHz)				99% Occupied Bandwidth (MHz)			
		Chain 5	Chain 6	Chain 7	Chain 8	Chain 5	Chain 6	Chain 7	Chain 8
802.11ac MCS0/Nss3 VHT20	5260 MHz	22.26	22.61	21.57	21.39	17.80	17.97	17.89	17.97
	5300 MHz	22.96	22.78	21.48	21.83	17.97	17.89	17.89	18.06
	5320 MHz	22.61	22.52	21.57	21.65	17.89	17.89	17.89	18.06
	5500 MHz	23.04	22.70	21.39	21.83	17.97	17.97	17.89	18.06
	5580 MHz	23.30	22.96	21.04	22.00	17.97	17.97	17.80	18.06
	5700 MHz	22.87	23.04	21.30	21.74	17.97	17.97	17.89	18.06
802.11ac MCS0/Nss3 VHT40	5270 MHz	45.36	45.07	44.64	44.20	37.05	37.05	36.76	37.05
	5310 MHz	45.22	44.93	44.93	45.07	37.34	37.19	37.05	37.05
	5510 MHz	45.36	45.51	45.65	44.78	37.19	37.19	36.90	37.05
	5550 MHz	45.36	45.94	45.51	44.78	37.19	37.19	37.19	37.05
	5670 MHz	45.07	45.94	45.22	44.35	37.19	37.19	37.05	37.19
802.11ac MCS0/Nss3 VHT80	5290 MHz	86.38	86.96	86.09	86.38	76.70	76.41	76.12	76.41
	5530 MHz	76.41	86.67	86.67	86.09	86.09	76.12	76.41	76.12
	5610 MHz	86.38	86.38	87.25	87.54	76.41	76.41	76.41	76.12

Straddle Channel

Chain	Mode	Frequency	26dB BW (MHz)	99% OBW (MHz)	26dB BW F1 (MHz)	99% OBW T1 (MHz)	UNII 2C 26dB BW (MHz)	UNII 3 26dB BW (MHz)	UNII 2C 99% BW (MHz)	UNII 3 99% BW (MHz)
5	802.11ac MCS0/Nss1 VHT20	5720 MHz	20.26	17.71	5709.91	5711.14	15.09	5.17	13.86	3.86
	802.11ac MCS0/Nss1 VHT40	5710 MHz	40.58	36.47	5689.71	5691.77	35.29	5.29	33.23	3.23
	802.11ac MCS0/Nss1 VHT80	5690 MHz	80.00	75.83	5650.00	5652.37	75.00	5.00	72.63	3.20
6	802.11ac MCS0/Nss1 VHT20	5720 MHz	20.35	17.71	5710.00	5711.14	15.00	5.35	13.86	3.86
	802.11ac MCS0/Nss1 VHT40	5710 MHz	40.44	36.32	5689.86	5691.91	35.15	5.29	33.09	3.23
	802.11ac MCS0/Nss1 VHT80	5690 MHz	80.29	75.83	5650.00	5652.37	75.00	5.29	72.63	3.20
7	802.11ac MCS0/Nss1 VHT20	5720 MHz	20.52	17.80	5709.83	5709.83	15.17	5.35	15.17	2.63
	802.11ac MCS0/Nss1 VHT40	5710 MHz	40.29	36.32	5689.86	5691.91	35.15	5.14	33.09	3.23
	802.11ac MCS0/Nss1 VHT80	5690 MHz	80.00	75.54	5650.00	5652.37	75.00	5.00	72.63	2.91
8	802.11ac MCS0/Nss1 VHT20	5720 MHz	20.17	17.71	5709.91	5711.14	15.09	5.09	13.86	3.86
	802.11ac MCS0/Nss1 VHT40	5710 MHz	40.58	36.32	5689.86	5691.91	35.15	5.43	33.09	3.23
	802.11ac MCS0/Nss1 VHT80	5690 MHz	79.71	76.12	5650.29	5652.08	74.71	5.00	72.92	3.20

Chain	Mode	Frequency	26dB BW (MHz)	99% OBW (MHz)	26dB BW F1 (MHz)	99% OBW T1 (MHz)	UNII 2C 26dB BW (MHz)	UNII 3 26dB BW (MHz)	UNII 2C 99% BW (MHz)	UNII 3 99% BW (MHz)
5	802.11ac MCS0/Nss2 VHT20	5720 MHz	20.17	17.80	5710.00	5711.14	15.00	5.17	13.86	3.94
	802.11ac MCS0/Nss2 VHT40	5710 MHz	40.72	36.32	5689.85	5691.91	35.15	5.57	33.09	3.23
	802.11ac MCS0/Nss2 VHT80	5690 MHz	79.71	76.12	5650.29	5652.08	74.71	5.00	72.92	3.20
6	802.11ac MCS0/Nss2 VHT20	5720 MHz	20.08	17.71	5710.08	5711.23	14.92	5.16	13.77	3.94
	802.11ac MCS0/Nss2 VHT40	5710 MHz	40.43	36.32	5689.85	5691.91	35.15	5.28	33.09	3.23
	802.11ac MCS0/Nss2 VHT80	5690 MHz	80.00	76.12	5650.29	5652.08	74.71	5.29	72.92	3.20
7	802.11ac MCS0/Nss2 VHT20	5720 MHz	20.26	17.80	5710.00	5711.14	15.00	5.26	13.86	3.94
	802.11ac MCS0/Nss2 VHT40	5710 MHz	40.14	36.32	5690.00	5691.91	35.00	5.14	33.09	3.23
	802.11ac MCS0/Nss2 VHT80	5690 MHz	80.00	75.83	5650.00	5652.08	75.00	5.00	72.92	2.91
8	802.11ac MCS0/Nss2 VHT20	5720 MHz	20.17	17.80	5710.00	5711.14	15.00	5.17	13.86	3.94
	802.11ac MCS0/Nss2 VHT40	5710 MHz	40.72	36.32	5689.71	5691.91	35.29	5.43	33.09	3.23
	802.11ac MCS0/Nss2 VHT80	5690 MHz	80.00	75.83	5650.29	5652.37	74.71	5.29	72.63	3.20

Chain	Mode	Frequency	26dB BW (MHz)	99% OBW (MHz)	26dB BW F1 (MHz)	99% OBW T1 (MHz)	UNII 2C 26dB BW (MHz)	UNII 3 26dB BW (MHz)	UNII 2C 99% BW (MHz)	UNII 3 99% BW (MHz)
5	802.11ac MCS0/Nss3 VHT20	5720 MHz	22.69	17.97	5708.95	5711.05	16.05	6.64	13.95	4.02
	802.11ac MCS0/Nss3 VHT40	5710 MHz	40.72	36.32	5689.85	5691.91	35.15	5.57	33.09	3.23
	802.11ac MCS0/Nss3 VHT80	5690 MHz	86.95	76.41	5646.81	5652.08	78.19	8.76	72.92	3.49
6	802.11ac MCS0/Nss3 VHT20	5720 MHz	22.69	17.97	5708.95	5711.05	16.05	6.64	13.95	4.02
	802.11ac MCS0/Nss3 VHT40	5710 MHz	40.58	36.32	5689.85	5691.91	35.15	5.43	33.09	3.23
	802.11ac MCS0/Nss3 VHT80	5690 MHz	87.24	76.41	5646.52	5652.08	78.48	8.76	72.92	3.49
7	802.11ac MCS0/Nss3 VHT20	5720 MHz	22.69	17.97	5708.95	5711.05	16.05	6.64	13.95	4.02
	802.11ac MCS0/Nss3 VHT40	5710 MHz	40.14	36.32	5689.85	5691.91	35.15	4.99	33.09	3.23
	802.11ac MCS0/Nss3 VHT80	5690 MHz	86.66	76.12	5646.81	5652.08	78.19	8.47	72.92	3.20
8	802.11ac MCS0/Nss3 VHT20	5720 MHz	23.47	17.97	5708.43	5711.05	16.57	6.90	13.95	4.02
	802.11ac MCS0/Nss3 VHT40	5710 MHz	40.58	36.46	5689.85	5691.91	35.15	5.43	33.09	3.37
	802.11ac MCS0/Nss3 VHT80	5690 MHz	86.66	76.12	5645.94	5652.08	79.06	7.60	72.92	3.20

For 802.11ac MCS0/Nss2 VHT80+80 Mode

Chain	Type	Frequency	26dB BW (MHz)	99% OBW (MHz)	26dB BW F1 (MHz)	99% OBW T1 (MHz)	UNII 1 or UNII 2C 26dB BW (MHz)	UNII 2A or UNII 3 26dB BW (MHz)	UNII 1 or UNII 2C 99% BW (MHz)	UNII 2A or UNII 3 99% BW (MHz)					
5	1	5210 MHz	80.29	75.83	-										
		5530 MHz	-	-											
	2	5210 MHz	79.71	75.54											
		5610 MHz	-	-											
	3	5210 MHz	80.00	75.83											
		5690 MHz	-	-							-	-	-	-	-
	4	5290 MHz	80.00	75.83											
		5530 MHz	-	-											
	5	5290 MHz	80.00	75.83											
		5610 MHz	-	-											
	6	5290 MHz	80.29	75.83											
		5690 MHz	-	-							-	-	-	-	-
	7	5290 MHz	80.29	75.83											
		5775 MHz	-	-											
	8	5530 MHz	80.00	75.83											
		5690 MHz	-	-							-	-	-	-	-
	9	5530 MHz	80.29	75.54											
		5775 MHz	-	-											
10	5610 MHz	80.29	75.83												
	5775 MHz	-	-												
11	5690 MHz	80.00	75.54	5650.00	5652.37	75.00	5.00	72.63	2.91						
	5775 MHz	-	-	-											
5+7	12	5210 MHz	159.57	154.56	-										
		5290 MHz													
	13	5530 MHz	160.00	154.99											
		5610 MHz													

Chain	Type	Frequency	26dB BW (MHz)	99% OBW (MHz)	26dB BW F1 (MHz)	99% OBW T1 (MHz)	UNII 1 or UNII 2C 26dB BW (MHz)	UNII 2A or UNII 3 26dB BW (MHz)	UNII 1 or UNII 2C 99% BW (MHz)	UNII 2A or UNII 3 99% BW (MHz)																																																
6	1	5210 MHz	80.29	75.83																																																						
		5530 MHz	-	-																																																						
	2	5210 MHz	80.29	75.83							-																																															
		5610 MHz	-	-																																																						
	3	5210 MHz	80.58	75.83							-	-	-	-	-	-																																										
		5690 MHz	-	-							-	-	-	-	-	-																																										
	4	5290 MHz	80.29	75.83																																																						
		5530 MHz	-	-																																																						
	5	5290 MHz	80.29	75.83																																																						
		5610 MHz	-	-																																																						
	6	5290 MHz	80.58	75.83																																																						
		5690 MHz	-	-																									-	-	-	-	-	-																								
	7	5290 MHz	80.00	75.83																																																						
		5775 MHz	-	-																																																						
	8	5530 MHz	80.00	75.83																																																						
		5690 MHz	-	-																																					-	-	-	-	-	-												
	9	5530 MHz	80.29	75.54																																																						
		5775 MHz	-	-																																																						
10	5610 MHz	80.29	75.83																																																							
	5775 MHz	-	-																																																							
11	5690 MHz	80.00	75.54							5650.00																																					5652.37	75.00	5.00	72.63	2.91							
	5775 MHz	-	-																																																							
6+7	12	5210 MHz	160.00																																												154.99											
		5290 MHz																																																								
	13	5530 MHz	160.43													154.99																																										
		5610 MHz																																																								

Chain	Type	Frequency	26dB BW (MHz)	99% OBW (MHz)	26dB BW F1 (MHz)	99% OBW T1 (MHz)	UNII 1 or UNII 2C 26dB BW (MHz)	UNII 2A or UNII 3 26dB BW (MHz)	UNII 1 or UNII 2C 99% BW (MHz)	UNII 2A or UNII 3 99% BW (MHz)																																																						
7	1	5210 MHz	-	-																																																												
		5530 MHz	80.00	75.25																																																												
	2	5210 MHz	-	-																																																												
		5610 MHz	80.29	75.25																																																												
	3	5210 MHz	-	-																																																												
		5690 MHz	80.00	75.83																			5650.00	5652.08	75.00	5.00	72.92	2.92																																				
	4	5290 MHz	-	-																																																												
		5530 MHz	80.00	75.83																																																												
	5	5290 MHz	-	-																																																												
		5610 MHz	80.29	75.83																																																												
	6	5290 MHz	-	-																																																												
		5690 MHz	80.00	75.83																																					5650.00	5652.08	75.00	5.00	72.92	2.91																		
	7	5290 MHz	-	-																																																												
		5775 MHz	80.00	75.83																																																												
	8	5530 MHz	-	-																																																												
		5690 MHz	80.00	75.83																																																	5650.00	5652.08	75.00	5.00	72.92	2.91						
	9	5530 MHz	-	-																																																												
		5775 MHz	80.29	75.83																																																												
	10	5610 MHz	-	-																																																												
		5775 MHz	80.29	75.83																																																												
11	5690 MHz	-	-	-	-	-	-	-	-																																																							
	5775 MHz	80.07	75.83																																																													
5+8	12	5210 MHz	160.00							154.99																																																						
		5290 MHz																																																														
	13	5530 MHz	160.00							154.99																																																						
		5610 MHz																																																														

Chain	Type	Frequency	26dB BW (MHz)	99% OBW (MHz)	26dB BW F1 (MHz)	99% OBW T1 (MHz)	UNII 1 or UNII 2C 26dB BW (MHz)	UNII 2A or UNII 3 26dB BW (MHz)	UNII 1 or UNII 2C 99% BW (MHz)	UNII 2A or UNII 3 99% BW (MHz)					
8	1	5210 MHz	-	-											
		5530 MHz	80.00	75.83											
	2	5210 MHz	-	-											
		5610 MHz	80.58	75.83											
	3	5210 MHz	-	-											
		5690 MHz	80.00	75.83							5650.00	5652.08	75.00	5.00	72.92
	4	5290 MHz	-	-											
		5530 MHz	80.29	75.83											
	5	5290 MHz	-	-											
		5610 MHz	80.29	75.83											
	6	5290 MHz	-	-											
		5690 MHz	80.00	75.83							5650.00	5652.08	75.00	5.00	72.92
	7	5290 MHz	-	-											
		5775 MHz	80.29	75.83											
	8	5530 MHz	-	-											
		5690 MHz	80.00	75.83							5650.00	5652.08	75.00	5.00	72.92
	9	5530 MHz	-	-											
		5775 MHz	80.29	75.83											
10	5610 MHz	-	-												
	5775 MHz	80.00	75.83												
11	5690 MHz	-	-	-	-	-	-	-	-						
	5775 MHz	80.29	75.83												
6+8	12	5210 MHz	160.00	154.99											
		5290 MHz													
	13	5530 MHz	160.43	154.99											
		5610 MHz													

Mode	Frequency	26dB Total BW (MHz)
802.11ac MCS0/Nss2 VHT80+80	5210+5530 MHz	160.29
	5210+5610 MHz	160.87
	5210+5690 MHz	160.29
	5290+5530 MHz	160.58
	5290+5610 MHz	160.58
	5290+5690 MHz	160.58
	5290+5775 MHz	160.58
	5530+5690 MHz	160.29
	5530+5775 MHz	160.58
	5610+5775 MHz	160.87
	5690+5775 MHz	160.29
	5210+5290 MHz	160.00
	5530+5610 MHz	160.43

<For Radio 3 Mode>

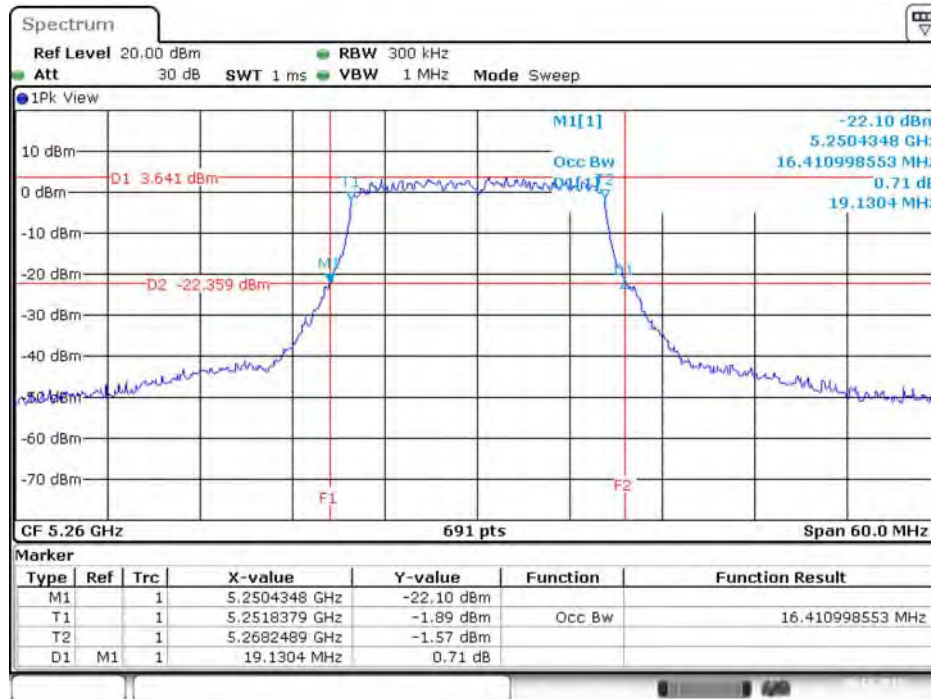
Mode	Frequency	26dB Bandwidth (MHz)	99% Occupied Bandwidth (MHz)
802.11a	5260 MHz	50.69	36.46
	5300 MHz	50.43	34.29
	5320 MHz	37.56	22.31
	5500 MHz	40.60	24.05
	5580 MHz	57.47	37.77
	5700 MHz	29.30	18.49
802.11ac MCS0/Nss1 VHT20	5260 MHz	57.82	38.55
	5300 MHz	50.95	35.25
	5320 MHz	40.43	22.92
	5500 MHz	37.65	21.53
	5580 MHz	57.30	40.20
	5700 MHz	29.82	18.58
802.11ac MCS0/Nss1 VHT40	5270 MHz	91.88	53.40
	5310 MHz	53.77	37.48
	5510 MHz	50.29	37.19
	5550 MHz	93.18	54.55
	5670 MHz	75.07	39.36
802.11ac MCS0/Nss1 VHT80	5290 MHz	103.77	76.41
	5530 MHz	96.52	76.70
	5610 MHz	168.41	93.20

Straddle Channel

Mode	Frequency	26dB BW (MHz)	99% OBW (MHz)	26dB BW F1 (MHz)	99% OBW T1 (MHz)	UNII 2C 26dB BW (MHz)	UNII 3 26dB BW (MHz)	UNII 2C 99% BW (MHz)	UNII 3 99% BW (MHz)
802.11a	5720 MHz	58.43	38.99	5690.35	5700.29	34.65	23.78	24.71	14.28
802.11ac MCS0/Nss1 VHT20	5720 MHz	59.39	41.07	5690.00	5699.07	35.00	24.39	25.93	15.14
802.11ac MCS0/Nss1 VHT40	5710 MHz	123.48	81.04	5647.39	5667.45	77.61	45.87	57.55	23.49
802.11ac MCS0/Nss1 VHT80	5690 MHz	198.55	133.14	5590.00	5615.90	135.00	63.55	109.10	24.04

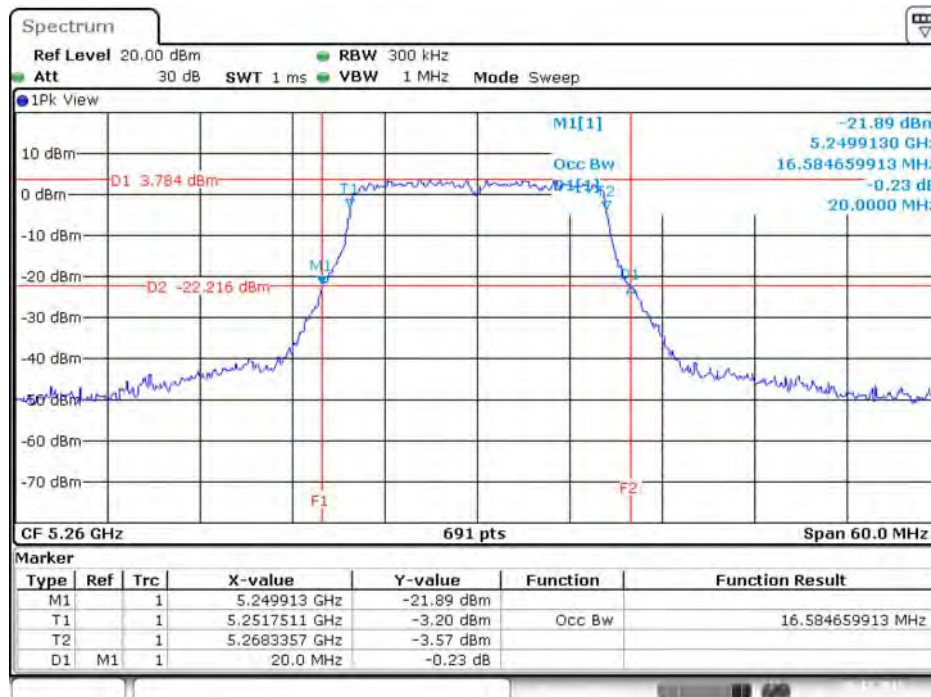
<For Radio 2 Non-beamforming Mode>

26dB Bandwidth and 99% Occupied Bandwidth Plot on Configuration IEEE 802.11a / Chain 5 / 5260 MHz



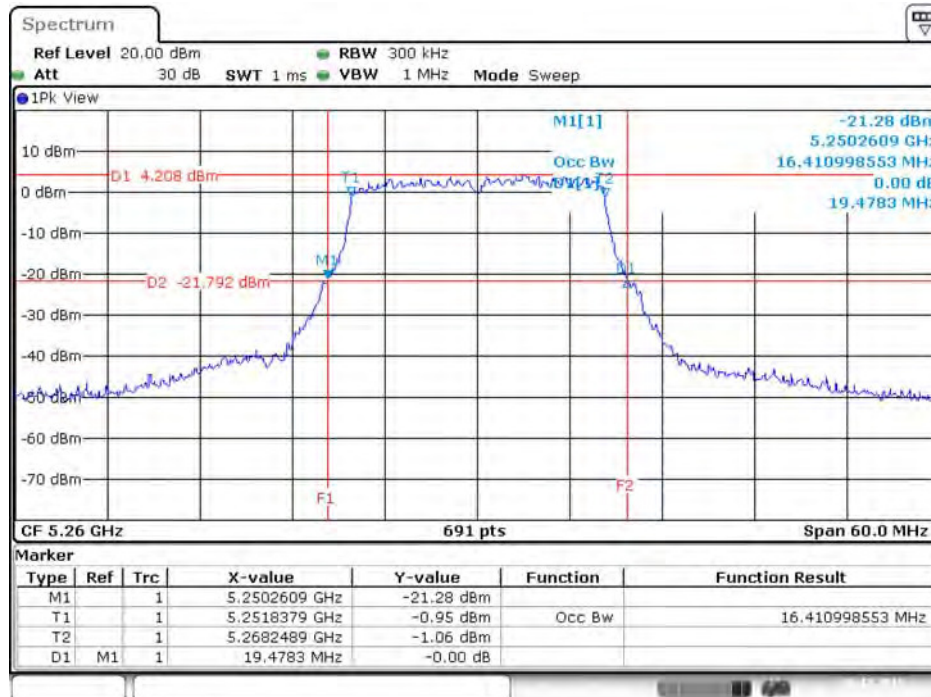
Date: 20.DEC.2015 09:53:52

26dB Bandwidth and 99% Occupied Bandwidth Plot on Configuration IEEE 802.11a / Chain 6 / 5260 MHz



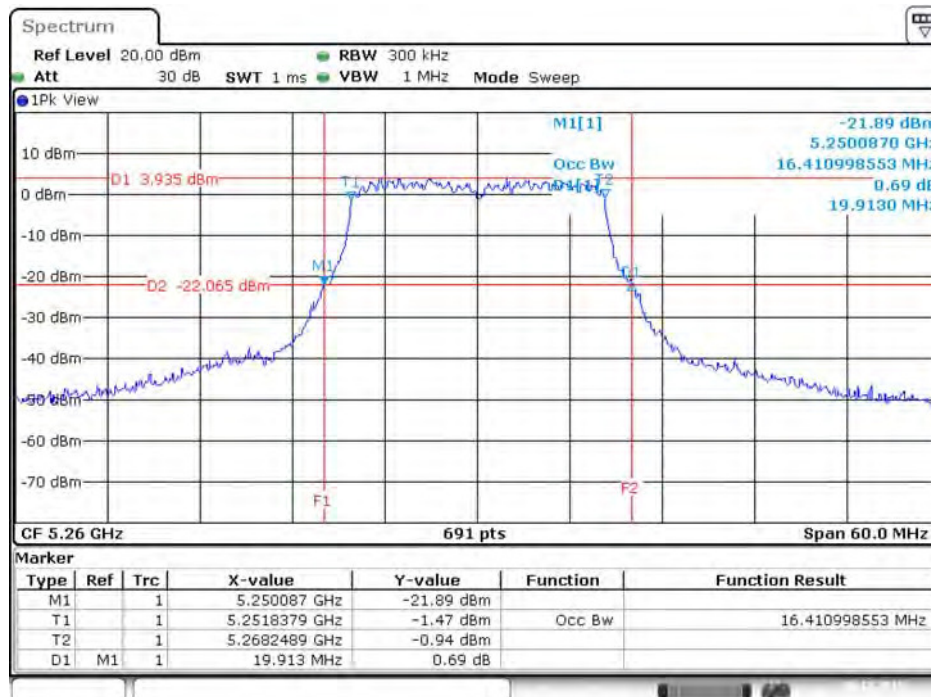
Date: 20.DEC.2015 09:54:44

26dB Bandwidth and 99% Occupied Bandwidth Plot on Configuration IEEE 802.11a / Chain 7 / 5260 MHz



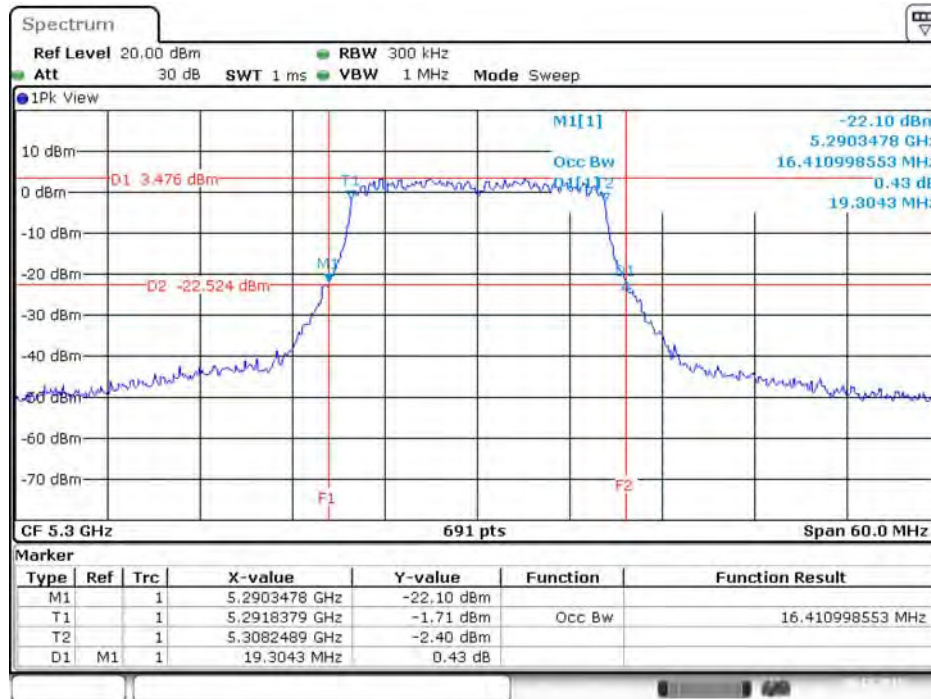
Date: 20.DEC.2015 09:55:30

26dB Bandwidth and 99% Occupied Bandwidth Plot on Configuration IEEE 802.11a / Chain 8 / 5260 MHz



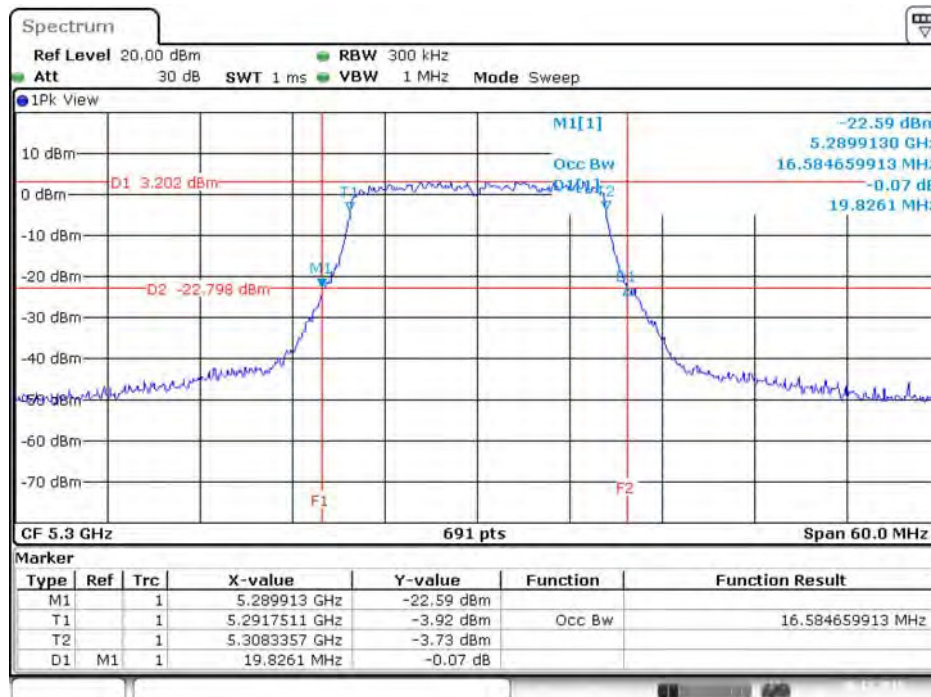
Date: 20.DEC.2015 09:55:54

26dB Bandwidth and 99% Occupied Bandwidth Plot on Configuration IEEE 802.11a / Chain 5 / 5300 MHz



Date: 20.DEC.2015 09:58:21

26dB Bandwidth and 99% Occupied Bandwidth Plot on Configuration IEEE 802.11a / Chain 6 / 5300 MHz



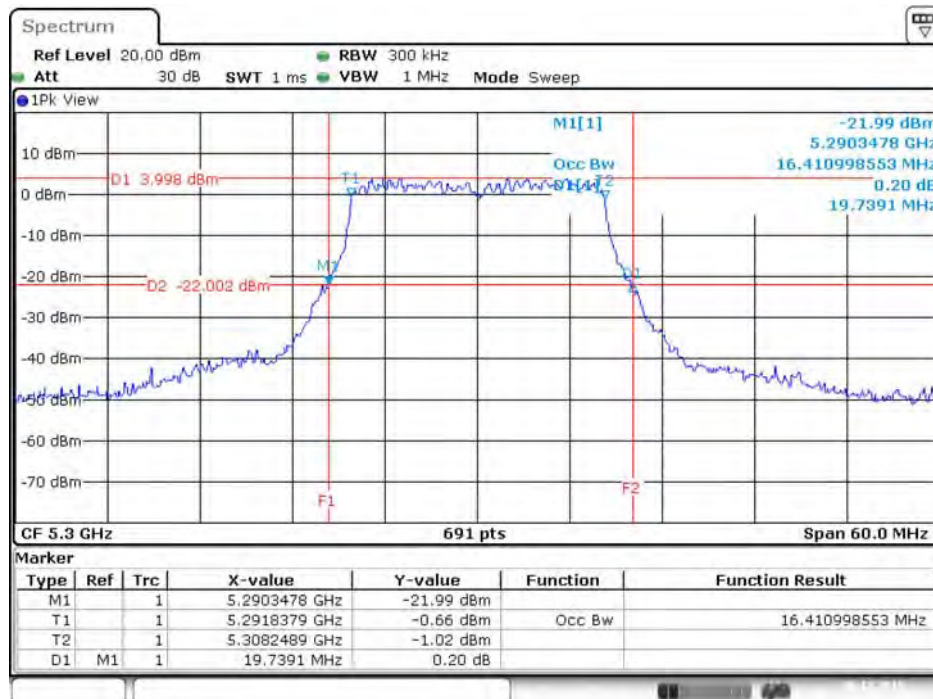
Date: 20.DEC.2015 09:57:56

26dB Bandwidth and 99% Occupied Bandwidth Plot on Configuration IEEE 802.11a / Chain 7 / 5300 MHz



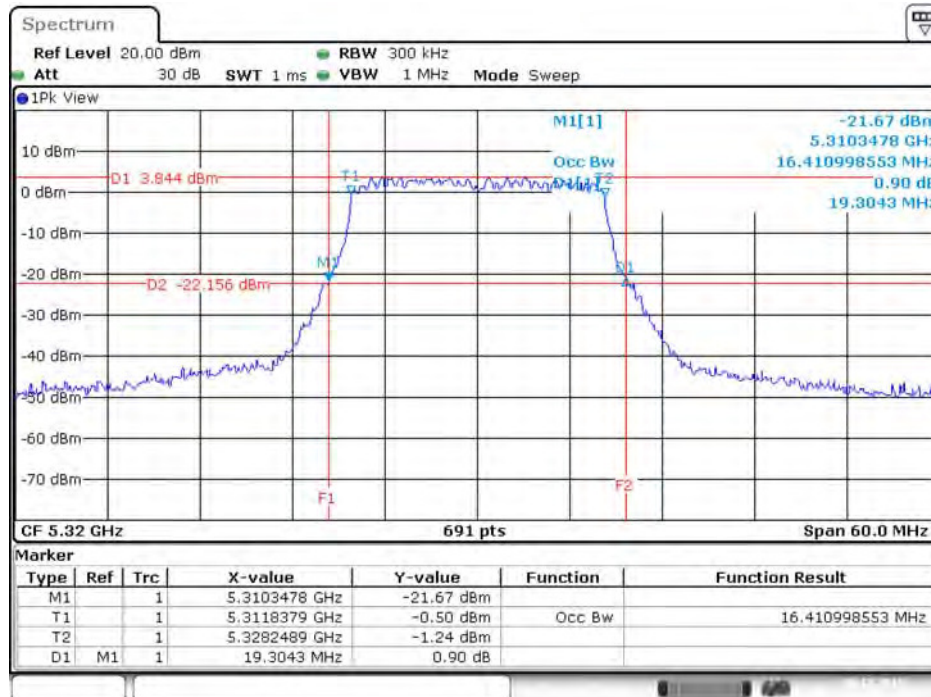
Date: 20.DEC.2015 09:57:33

26dB Bandwidth and 99% Occupied Bandwidth Plot on Configuration IEEE 802.11a / Chain 8 / 5300 MHz



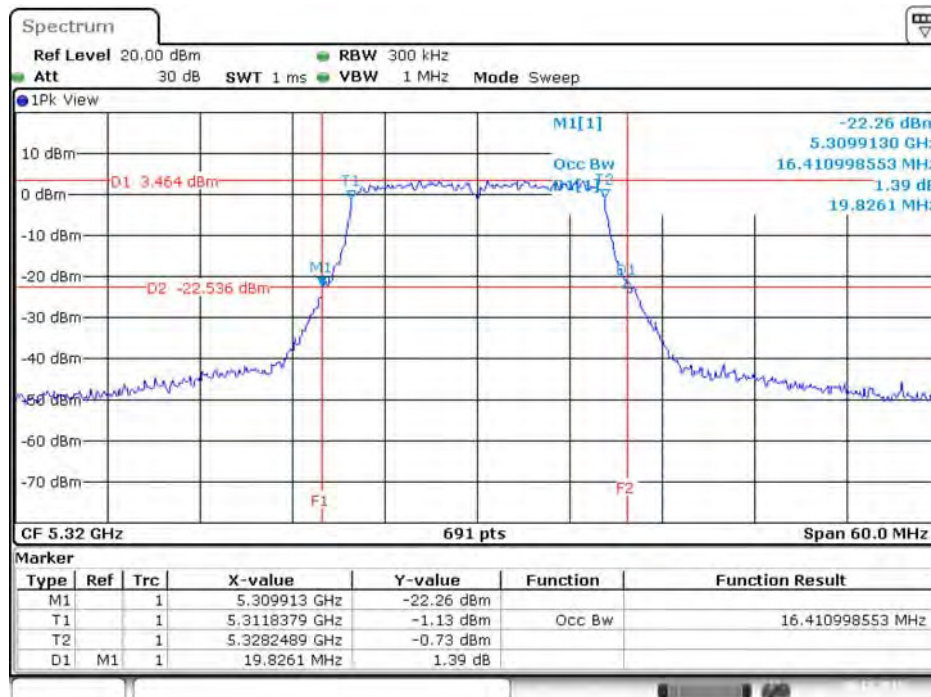
Date: 20.DEC.2015 09:58:53

26dB Bandwidth and 99% Occupied Bandwidth Plot on Configuration IEEE 802.11a / Chain 5 / 5320 MHz



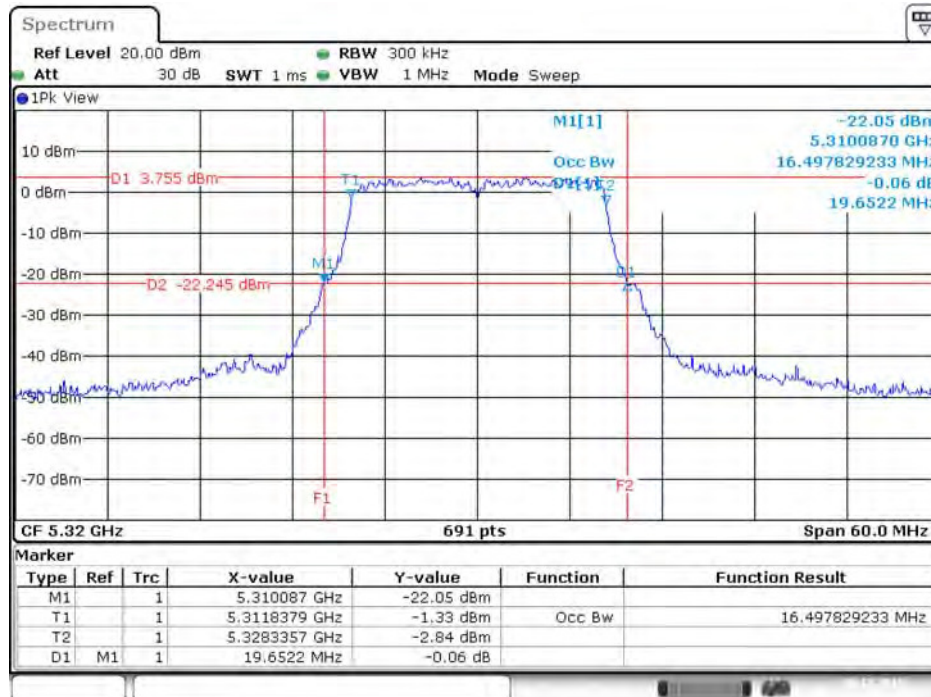
Date: 20.DEC.2015 10:02:14

26dB Bandwidth and 99% Occupied Bandwidth Plot on Configuration IEEE 802.11a / Chain 6 / 5320 MHz



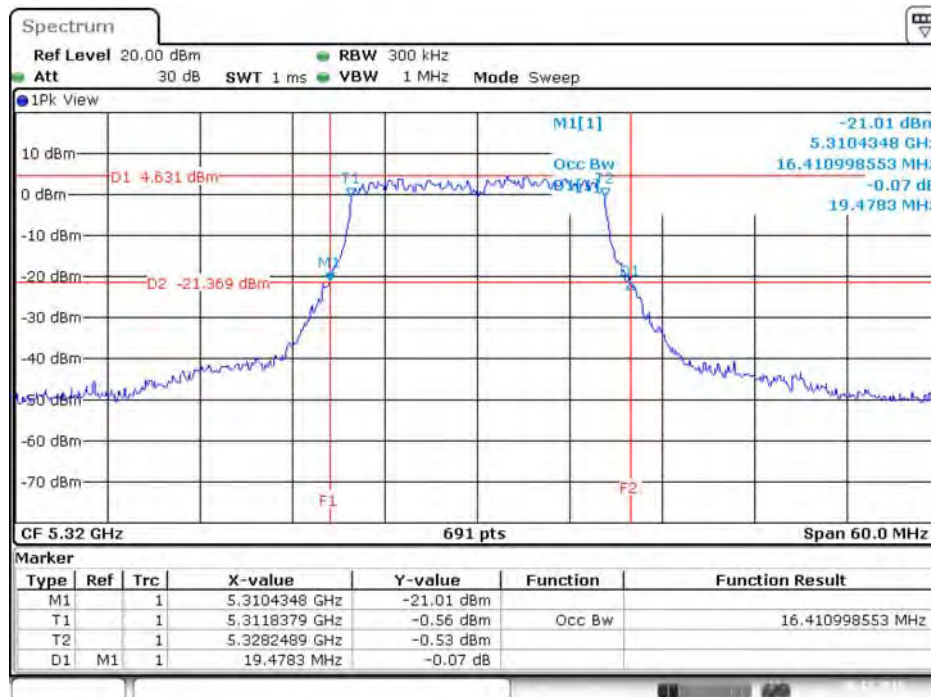
Date: 20.DEC.2015 10:02:51

26dB Bandwidth and 99% Occupied Bandwidth Plot on Configuration IEEE 802.11a / Chain 7 / 5320 MHz



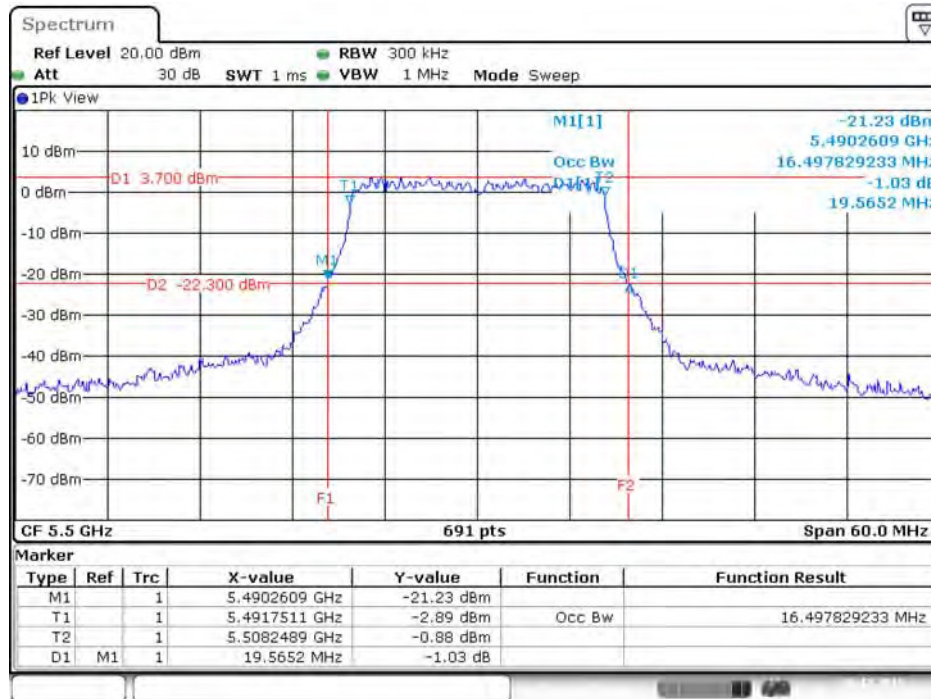
Date: 20.DEC.2015 10:03:43

26dB Bandwidth and 99% Occupied Bandwidth Plot on Configuration IEEE 802.11a / Chain 8 / 5320 MHz



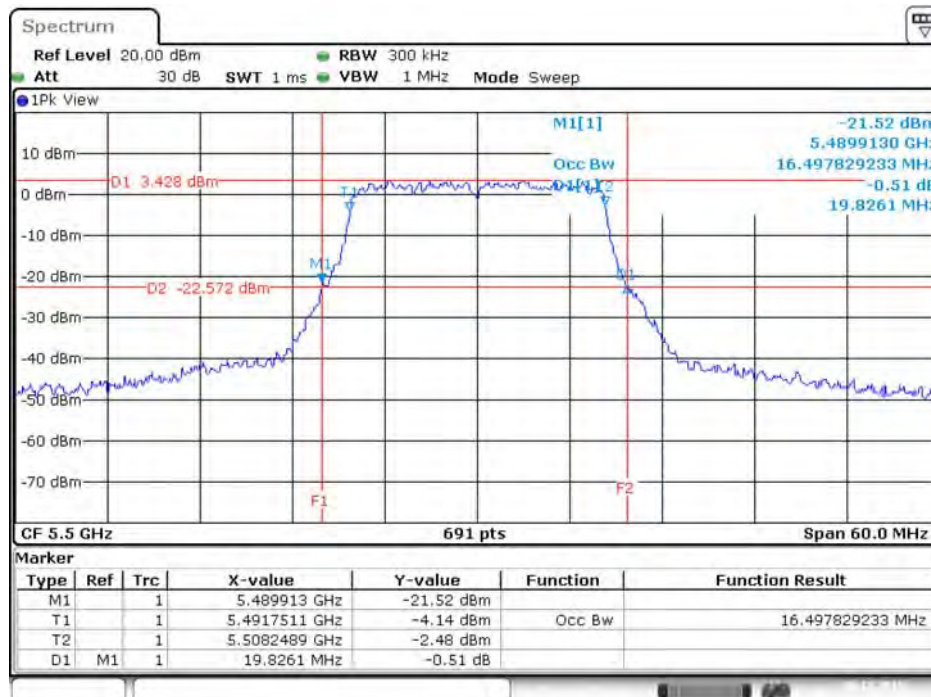
Date: 20.DEC.2015 10:04:16

26dB Bandwidth and 99% Occupied Bandwidth Plot on Configuration IEEE 802.11a / Chain 5 / 5500 MHz



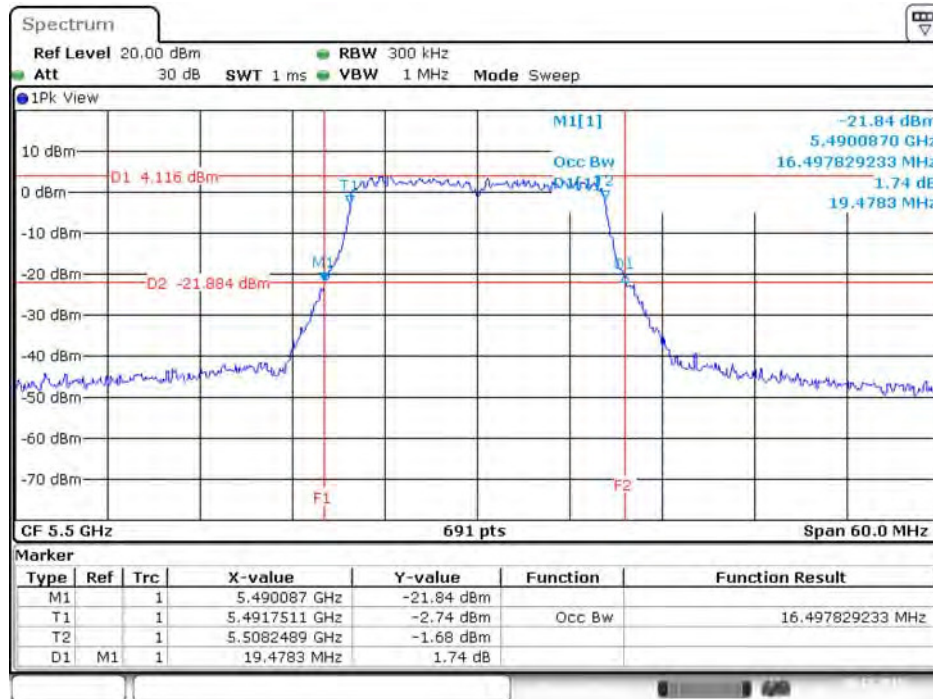
Date: 20.DEC.2015 10:07:18

26dB Bandwidth and 99% Occupied Bandwidth Plot on Configuration IEEE 802.11a / Chain 6 / 5500 MHz



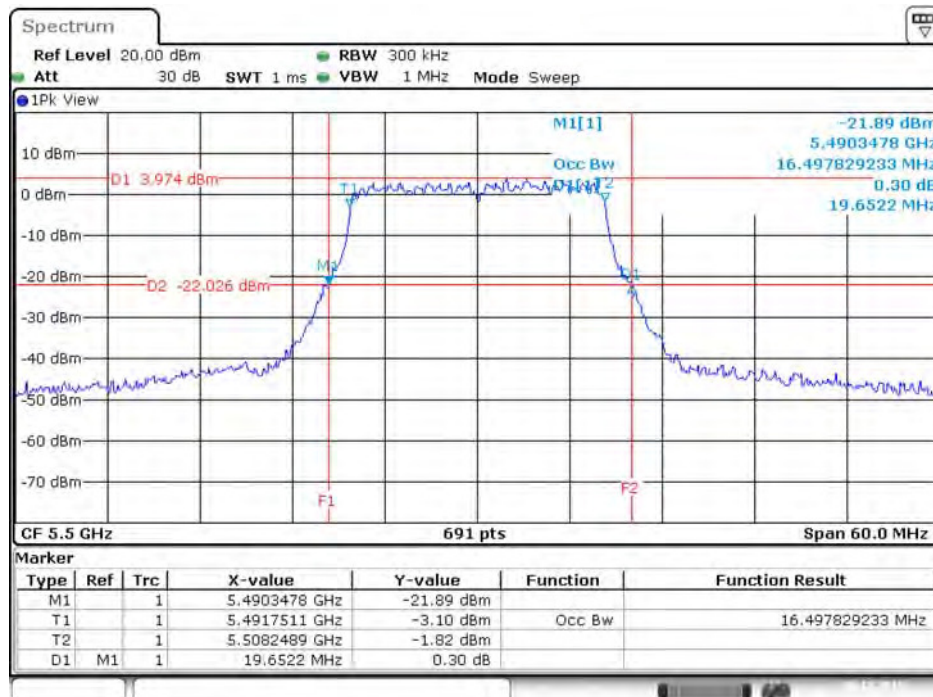
Date: 20.DEC.2015 10:06:36

26dB Bandwidth and 99% Occupied Bandwidth Plot on Configuration IEEE 802.11a / Chain 7 / 5500 MHz



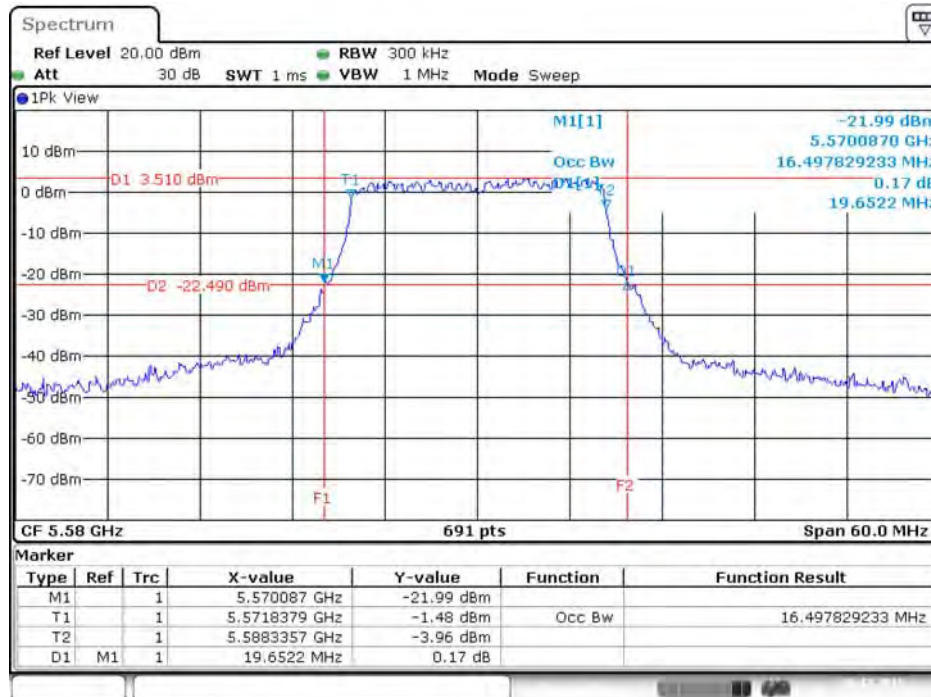
Date: 20.DEC.2015 10:05:59

26dB Bandwidth and 99% Occupied Bandwidth Plot on Configuration IEEE 802.11a / Chain 8 / 5500 MHz



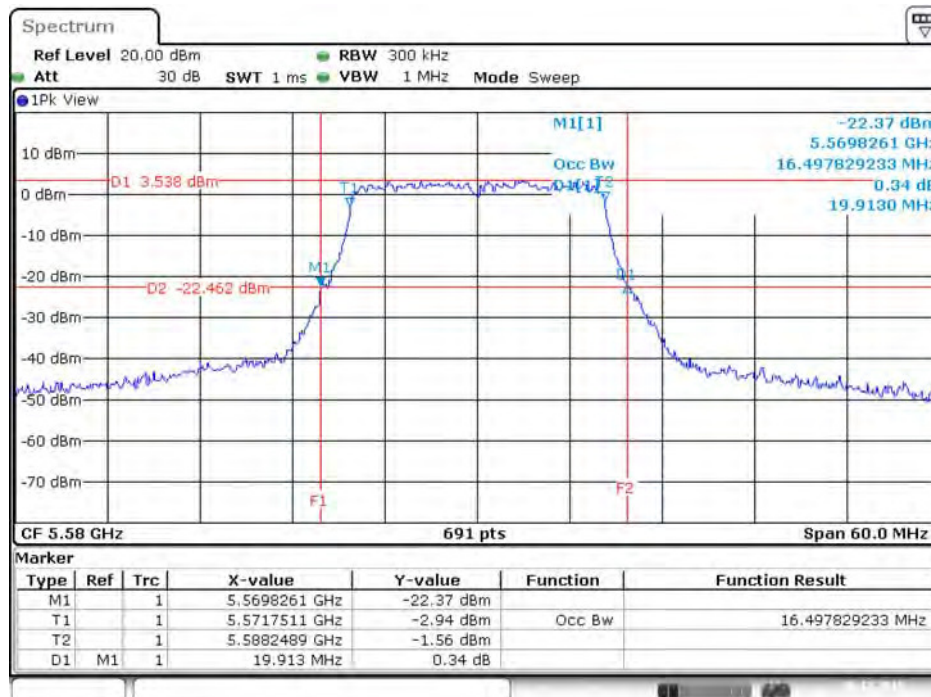
Date: 20.DEC.2015 10:05:33

26dB Bandwidth and 99% Occupied Bandwidth Plot on Configuration IEEE 802.11a / Chain 5 / 5580 MHz



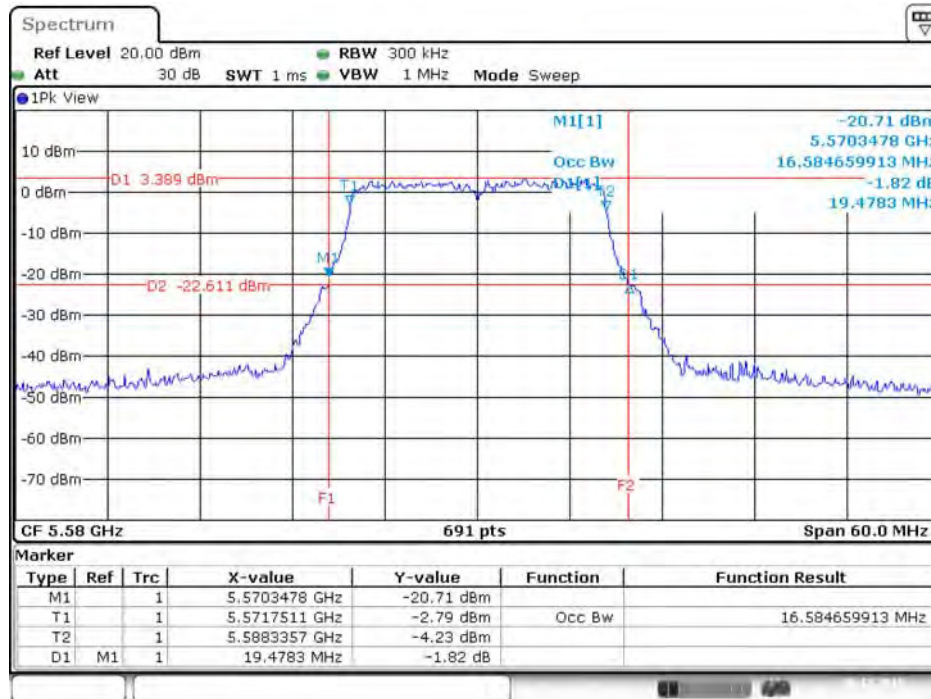
Date: 20.DEC.2015 10:09:17

26dB Bandwidth and 99% Occupied Bandwidth Plot on Configuration IEEE 802.11a / Chain 6 / 5580 MHz



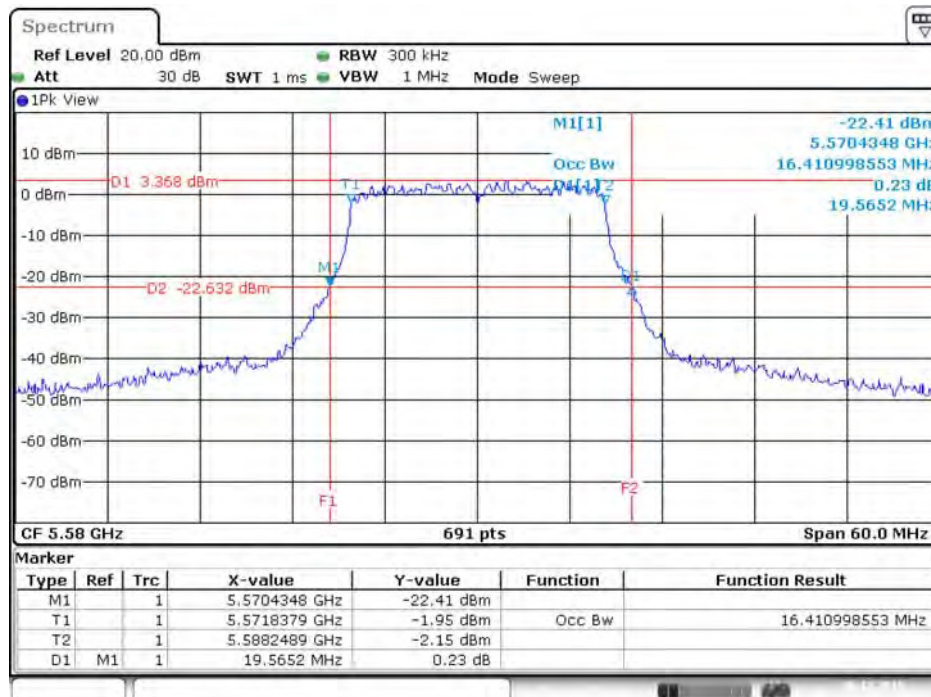
Date: 20.DEC.2015 10:09:42

26dB Bandwidth and 99% Occupied Bandwidth Plot on Configuration IEEE 802.11a / Chain 7 / 5580 MHz



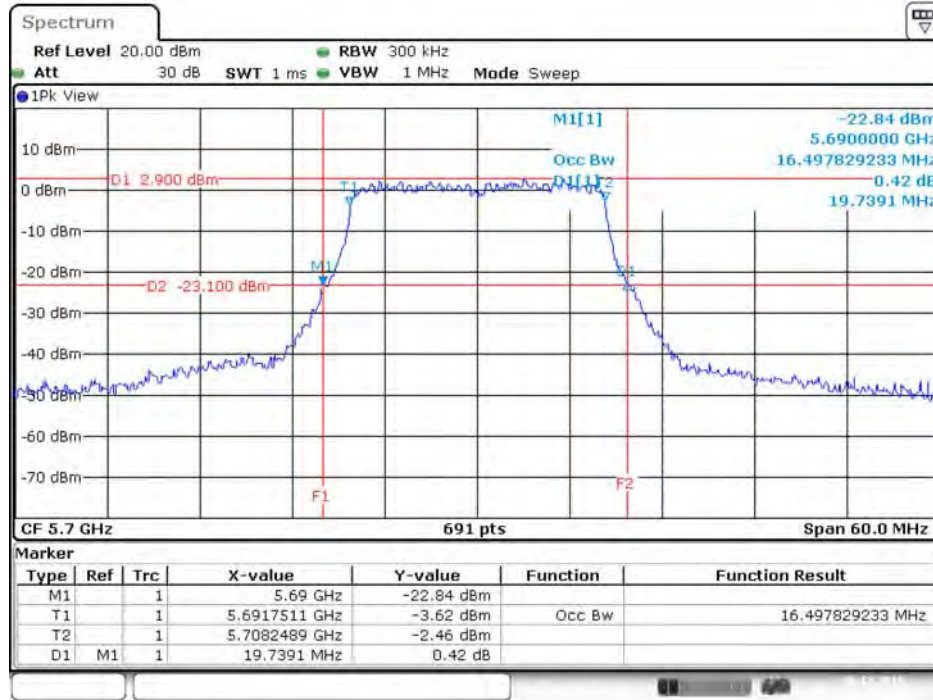
Date: 20.DEC.2015 10:10:19

26dB Bandwidth and 99% Occupied Bandwidth Plot on Configuration IEEE 802.11a / Chain 9 / 5580 MHz

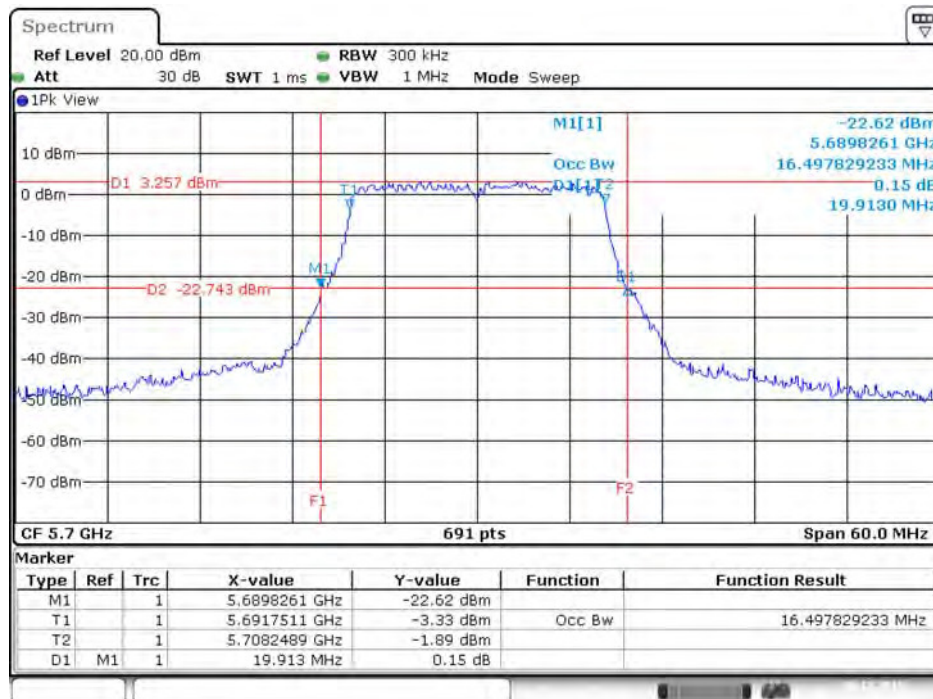


Date: 20.DEC.2015 10:10:53

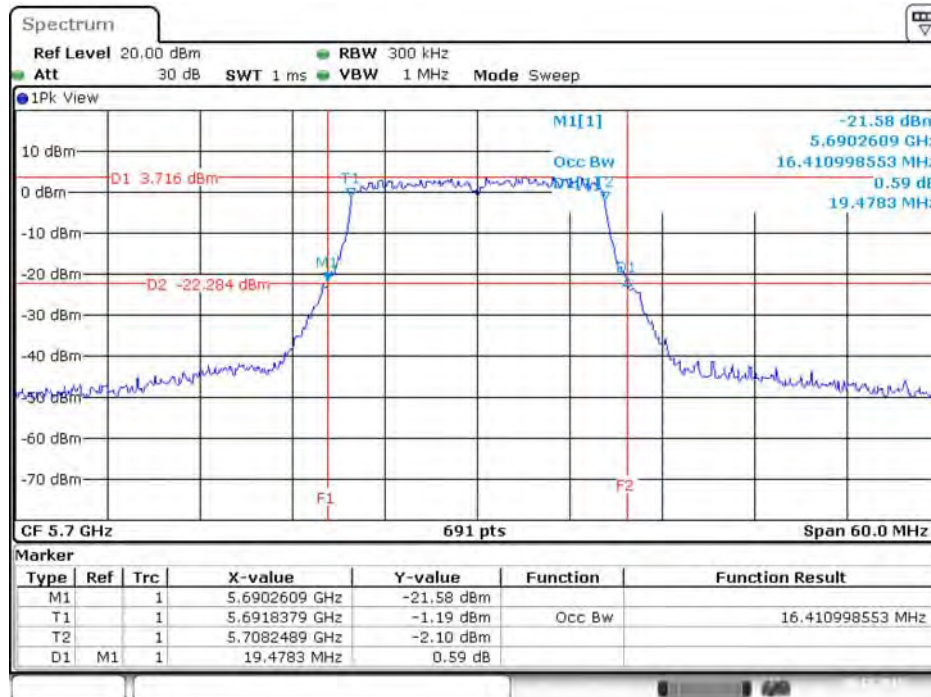
26dB Bandwidth and 99% Occupied Bandwidth Plot on Configuration IEEE 802.11a / Chain 5 / 5700 MHz



26dB Bandwidth and 99% Occupied Bandwidth Plot on Configuration IEEE 802.11a / Chain 6 / 5700 MHz

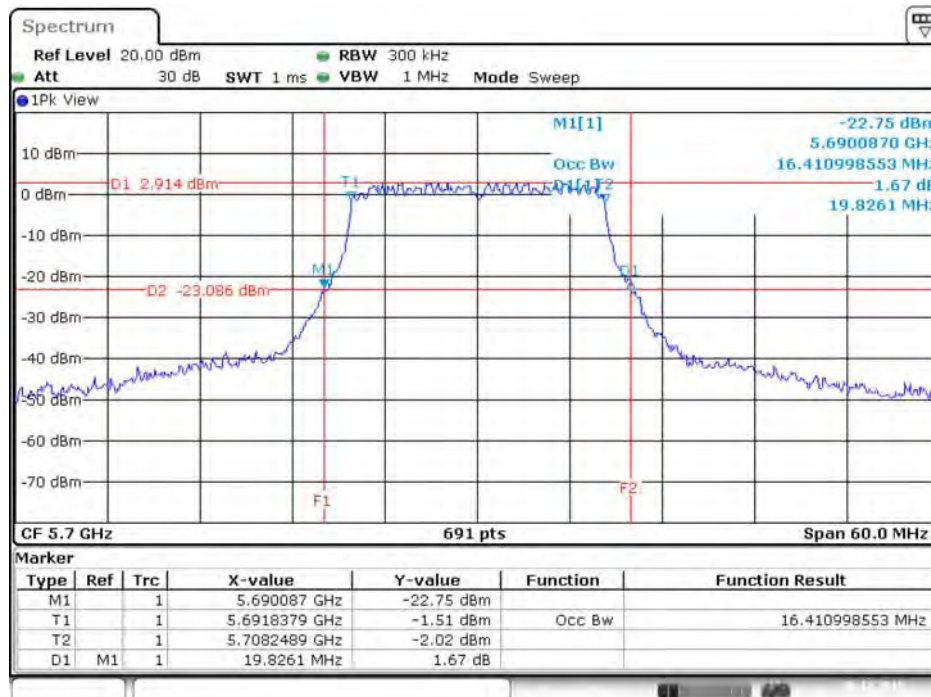


26dB Bandwidth and 99% Occupied Bandwidth Plot on Configuration IEEE 802.11a / Chain 7 / 5700 MHz



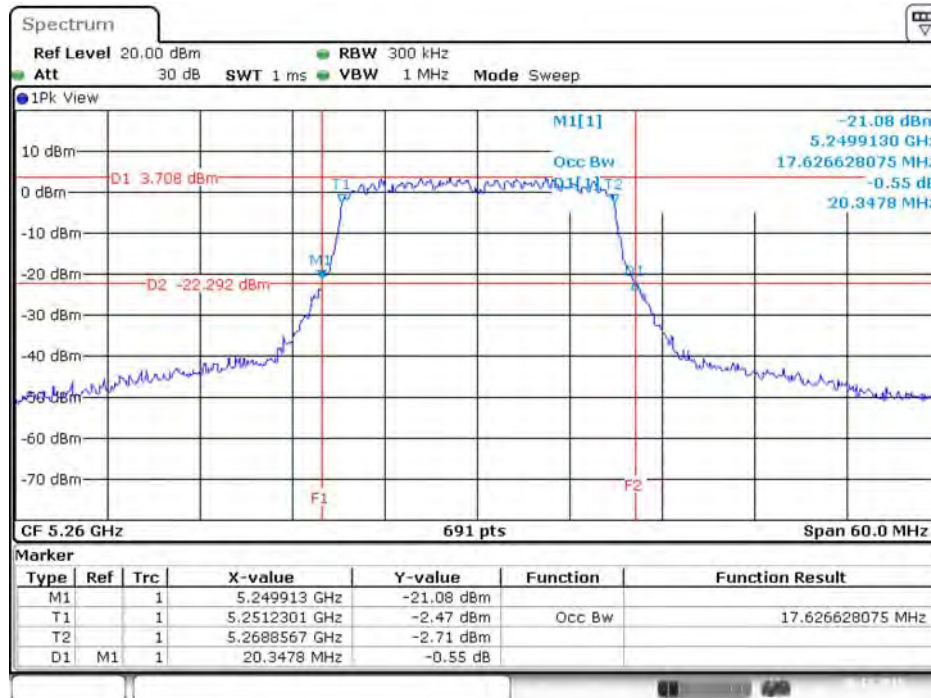
Date: 20.DEC.2015 10:12:11

26dB Bandwidth and 99% Occupied Bandwidth Plot on Configuration IEEE 802.11a / Chain 8 / 5700 MHz



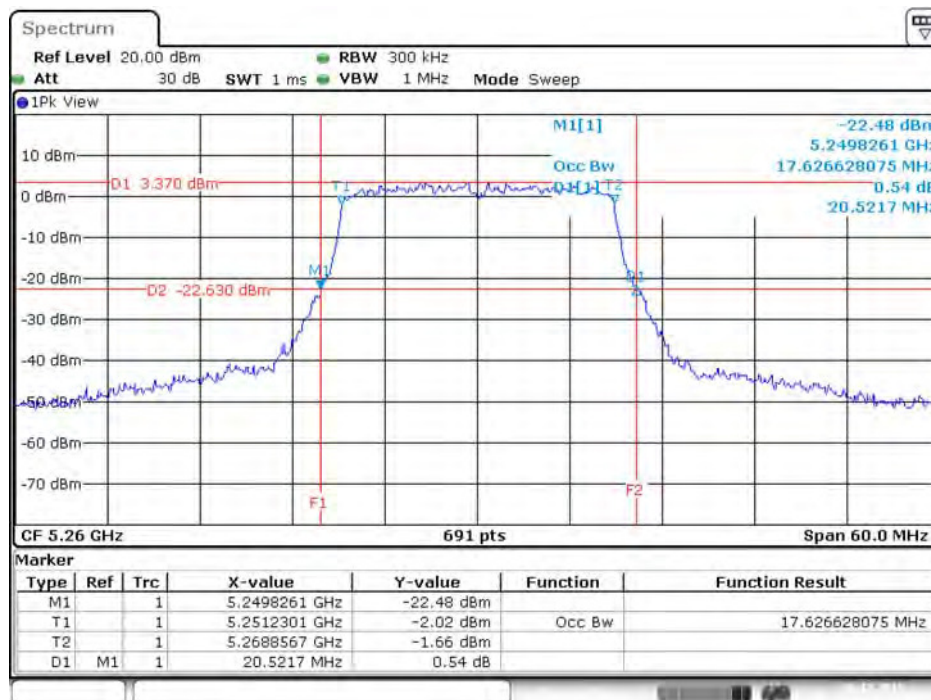
Date: 20.DEC.2015 10:11:42

26dB Bandwidth and 99% Occupied Bandwidth Plot on Configuration IEEE 802.11ac MCS0/Nss1 VHT20 / Chain 5 / 5260 MHz



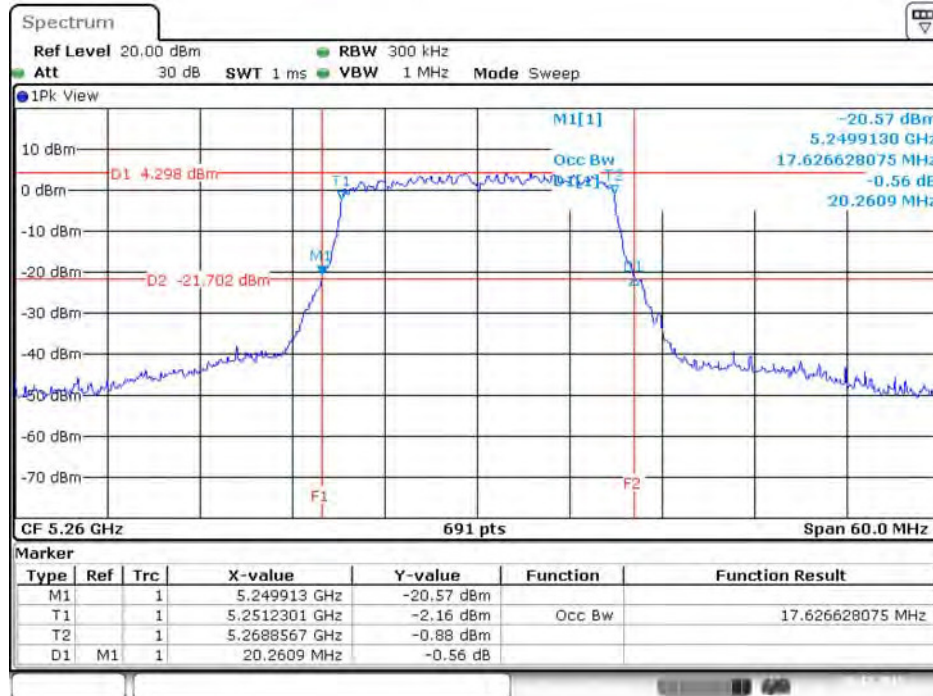
Date: 20.DEC.2015 11:09:59

26dB Bandwidth and 99% Occupied Bandwidth Plot on Configuration IEEE 802.11ac MCS0/Nss1 VHT20 / Chain 6 / 5260 MHz



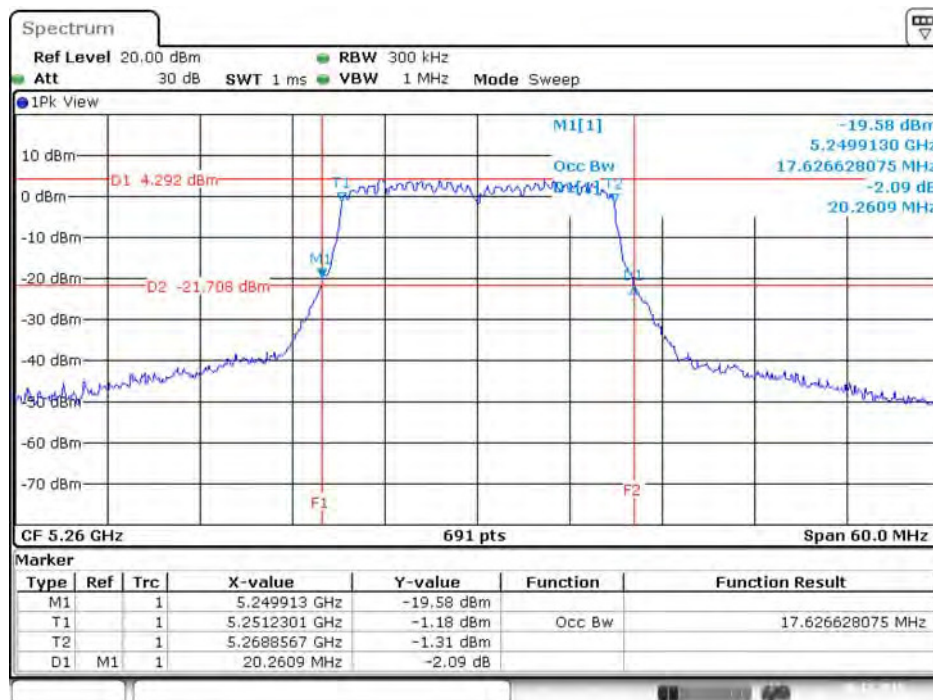
Date: 20.DEC.2015 11:09:05

26dB Bandwidth and 99% Occupied Bandwidth Plot on Configuration IEEE 802.11ac MCS0/Nss1 VHT20 / Chain 7 / 5260 MHz



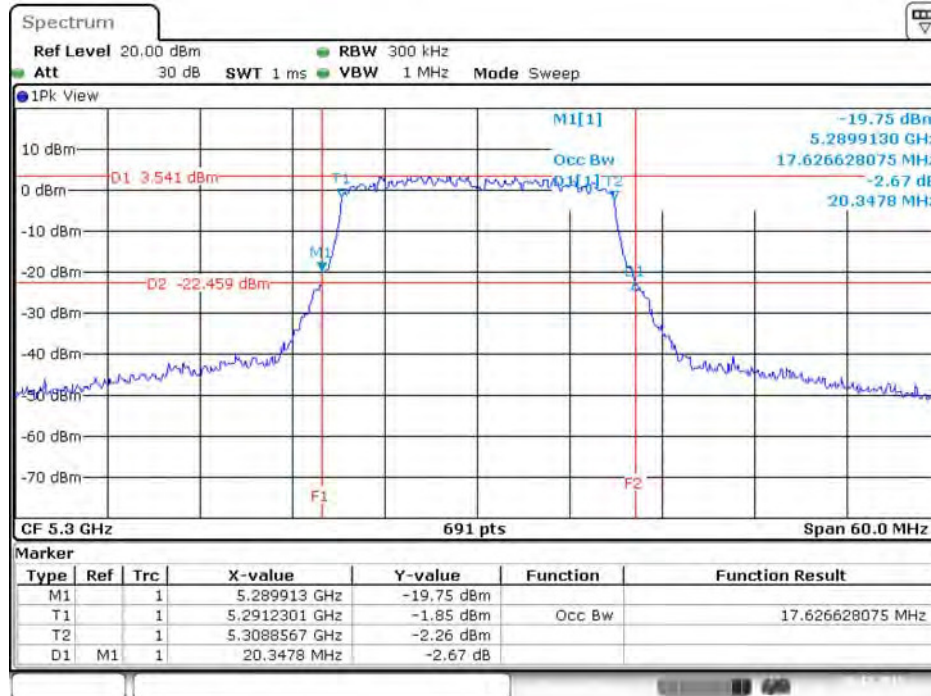
Date: 20.DEC.2015 11:08:34

26dB Bandwidth and 99% Occupied Bandwidth Plot on Configuration IEEE 802.11ac MCS0/Nss1 VHT20 / Chain 8 / 5260 MHz



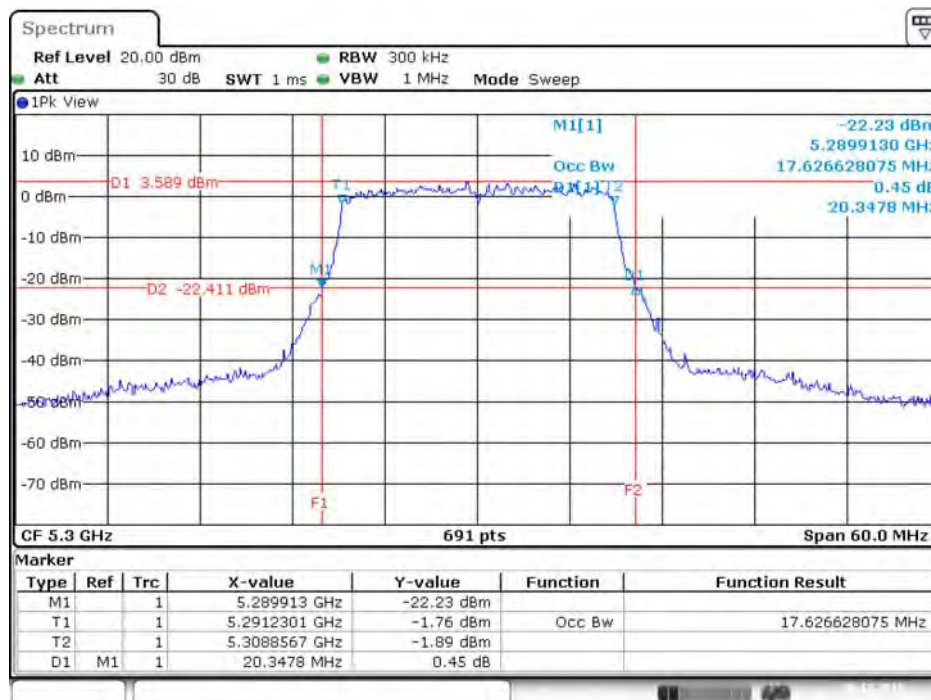
Date: 20.DEC.2015 11:08:09

26dB Bandwidth and 99% Occupied Bandwidth Plot on Configuration IEEE 802.11ac MCS0/Nss1 VHT20 / Chain 5 / 5300 MHz



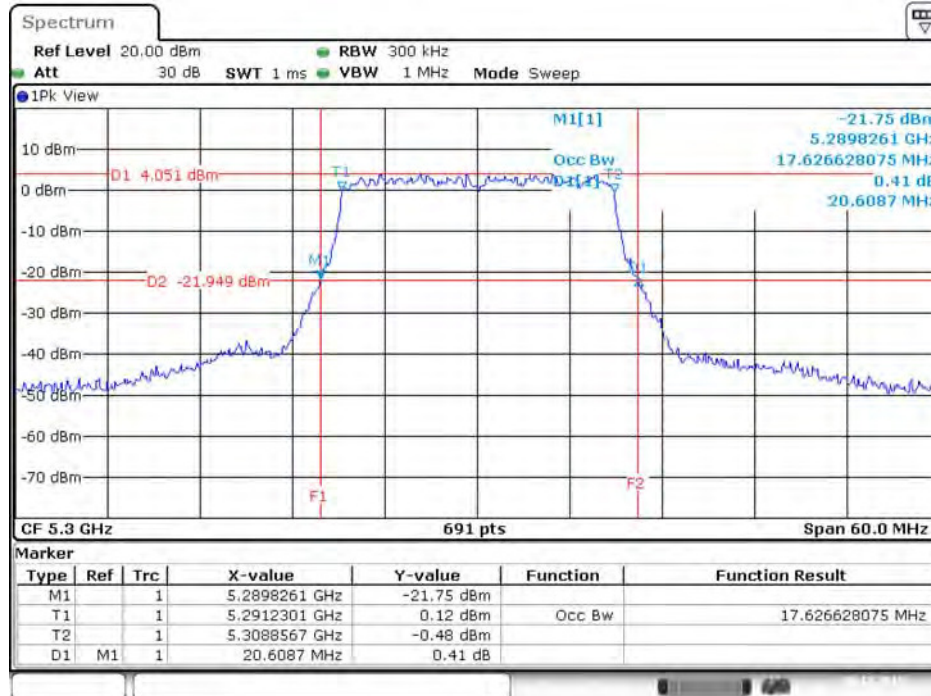
Date: 20.DEC.2015 11:11:46

26dB Bandwidth and 99% Occupied Bandwidth Plot on Configuration IEEE 802.11ac MCS0/Nss1 VHT20 / Chain 6 / 5300 MHz



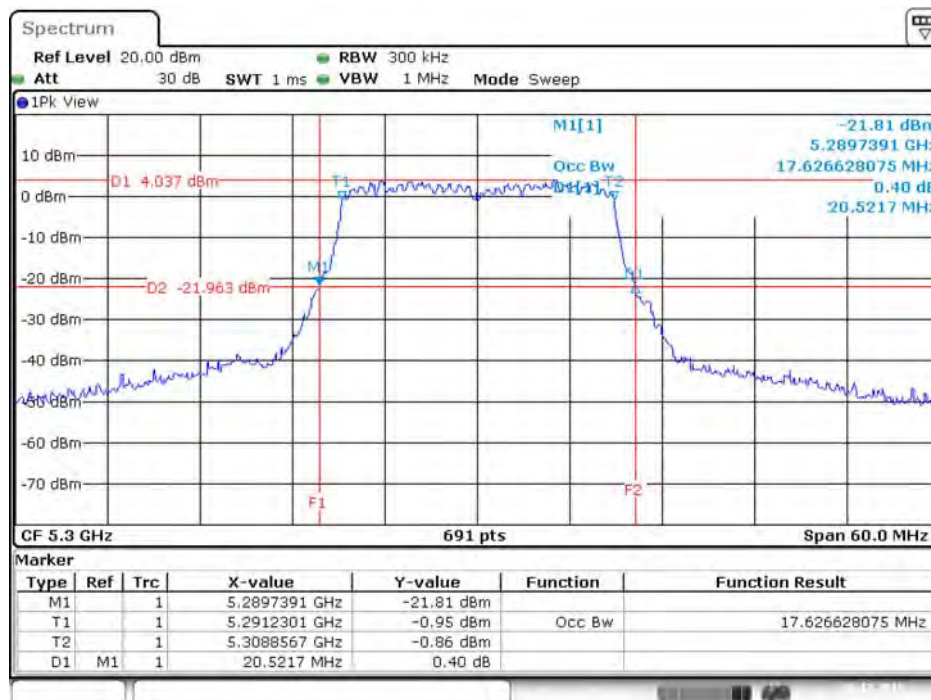
Date: 20.DEC.2015 11:12:18

26dB Bandwidth and 99% Occupied Bandwidth Plot on Configuration IEEE 802.11ac MCS0/Nss1 VHT20 / Chain 7 / 5300 MHz



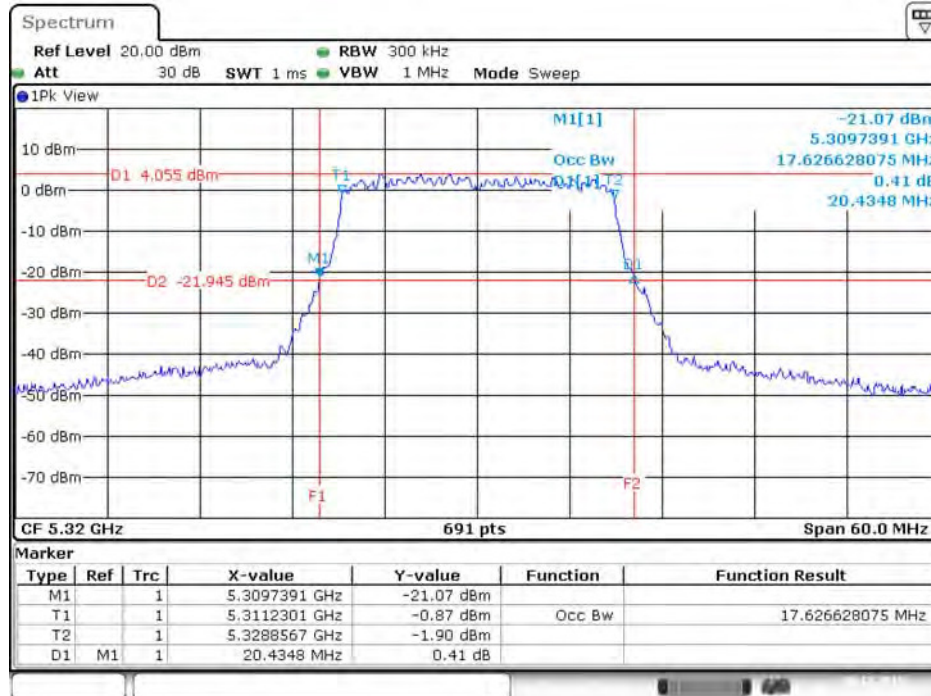
Date: 20.DEC.2015 11:12:41

26dB Bandwidth and 99% Occupied Bandwidth Plot on Configuration IEEE 802.11ac MCS0/Nss1 VHT20 / Chain 8 / 5300 MHz



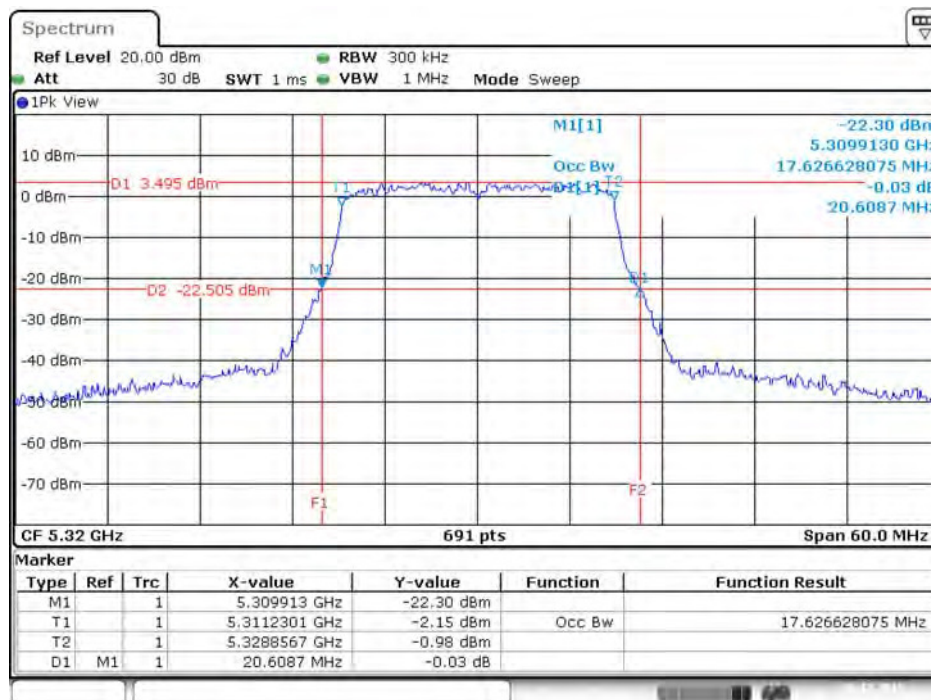
Date: 20.DEC.2015 11:13:04

26dB Bandwidth and 99% Occupied Bandwidth Plot on Configuration IEEE 802.11ac MCS0/Nss1 VHT20 / Chain 5 / 5320 MHz



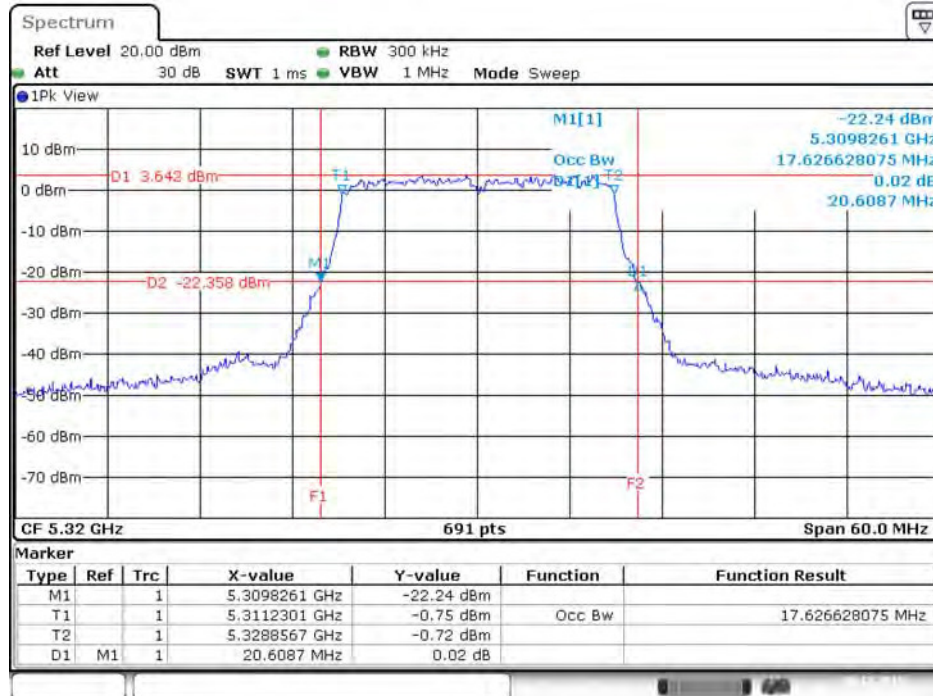
Date: 20.DEC.2015 11:15:02

26dB Bandwidth and 99% Occupied Bandwidth Plot on Configuration IEEE 802.11ac MCS0/Nss1 VHT20 / Chain 6 / 5320 MHz



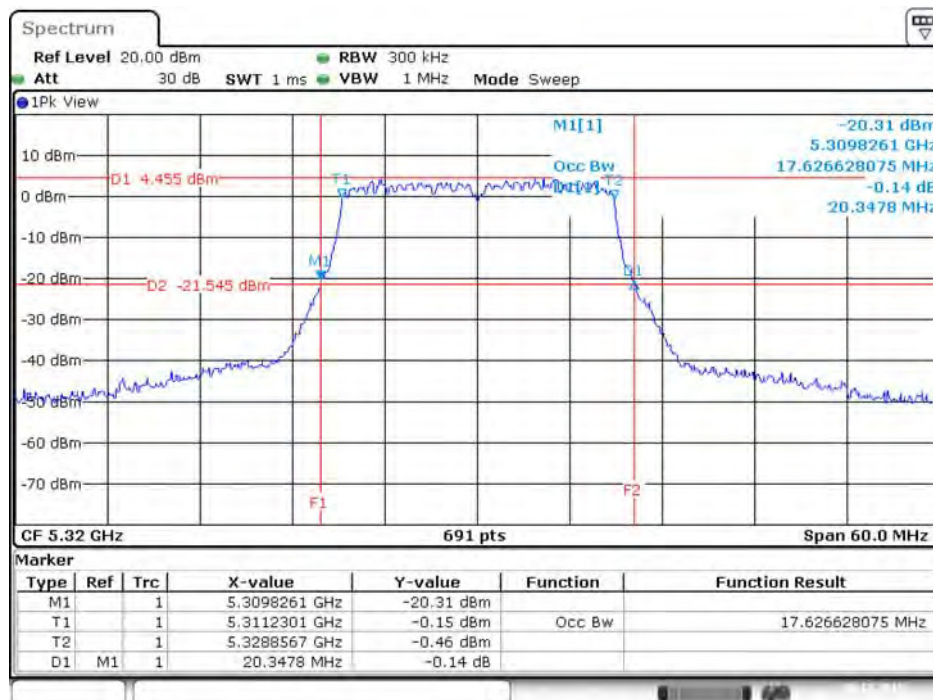
Date: 20.DEC.2015 11:14:34

26dB Bandwidth and 99% Occupied Bandwidth Plot on Configuration IEEE 802.11ac MCS0/Nss1 VHT20 / Chain 7 / 5320 MHz



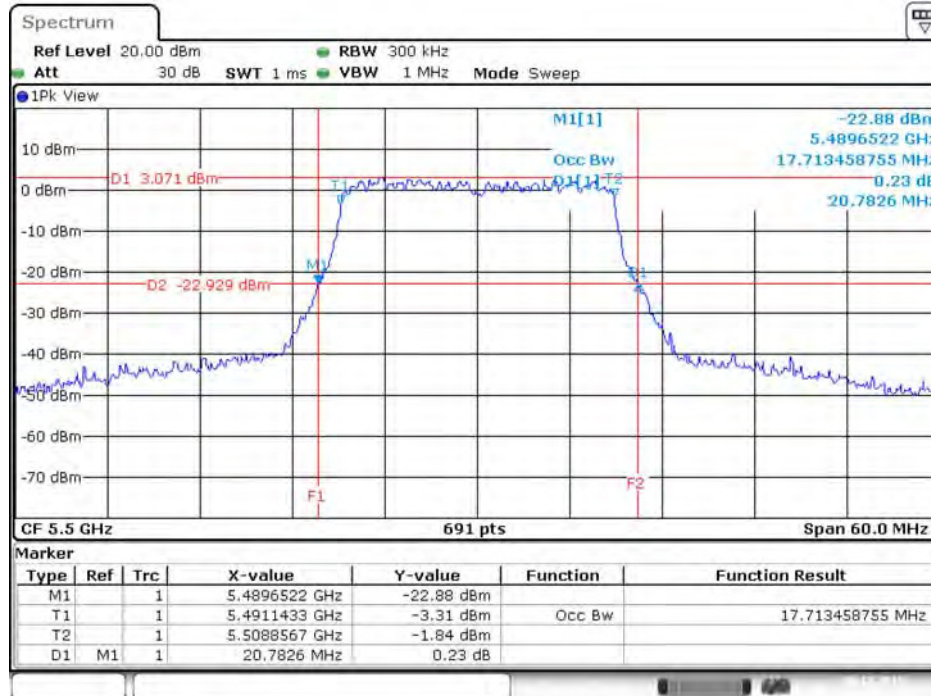
Date: 20.DEC.2015 11:14:06

26dB Bandwidth and 99% Occupied Bandwidth Plot on Configuration IEEE 802.11ac MCS0/Nss1 VHT20 / Chain 8 / 5320 MHz



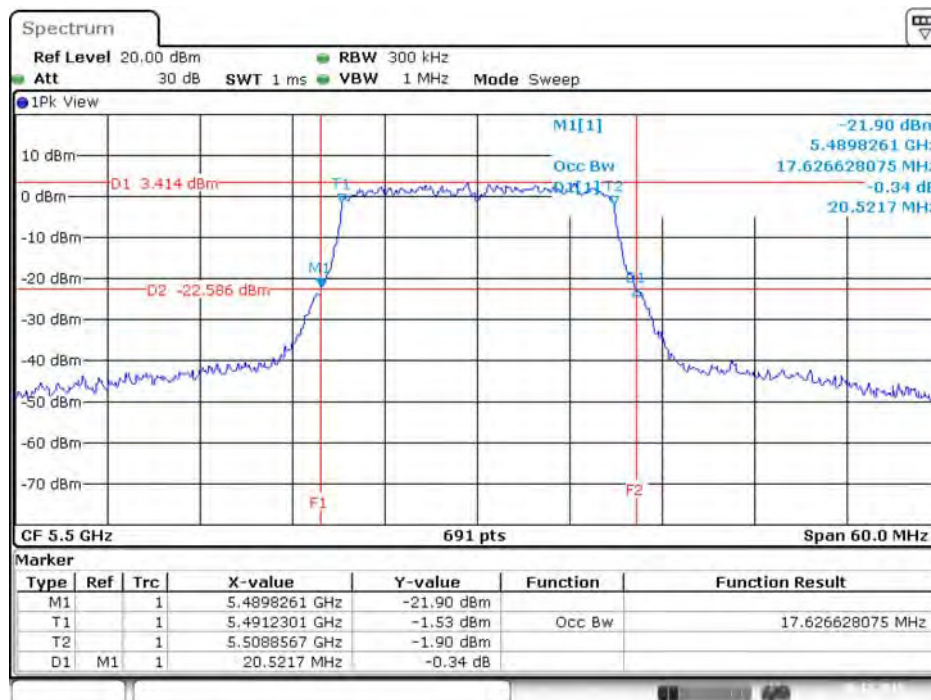
Date: 20.DEC.2015 11:13:44

26dB Bandwidth and 99% Occupied Bandwidth Plot on Configuration IEEE 802.11ac MCS0/Nss1 VHT20 / Chain 5 / 5500 MHz



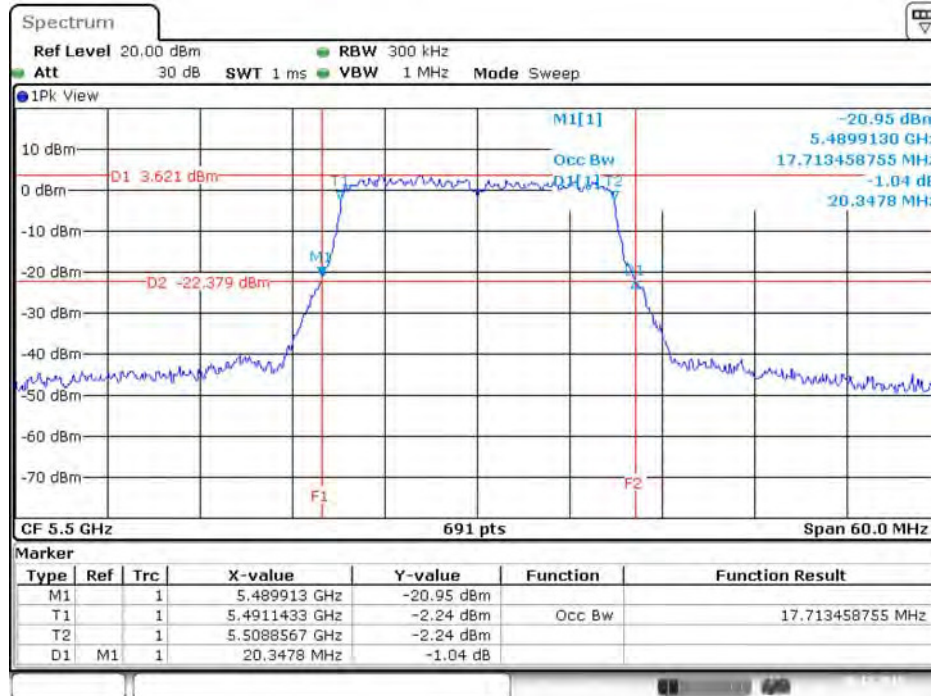
Date: 20.DEC.2015 11:17:41

26dB Bandwidth and 99% Occupied Bandwidth Plot on Configuration IEEE 802.11ac MCS0/Nss1 VHT20 / Chain 6 / 5500 MHz



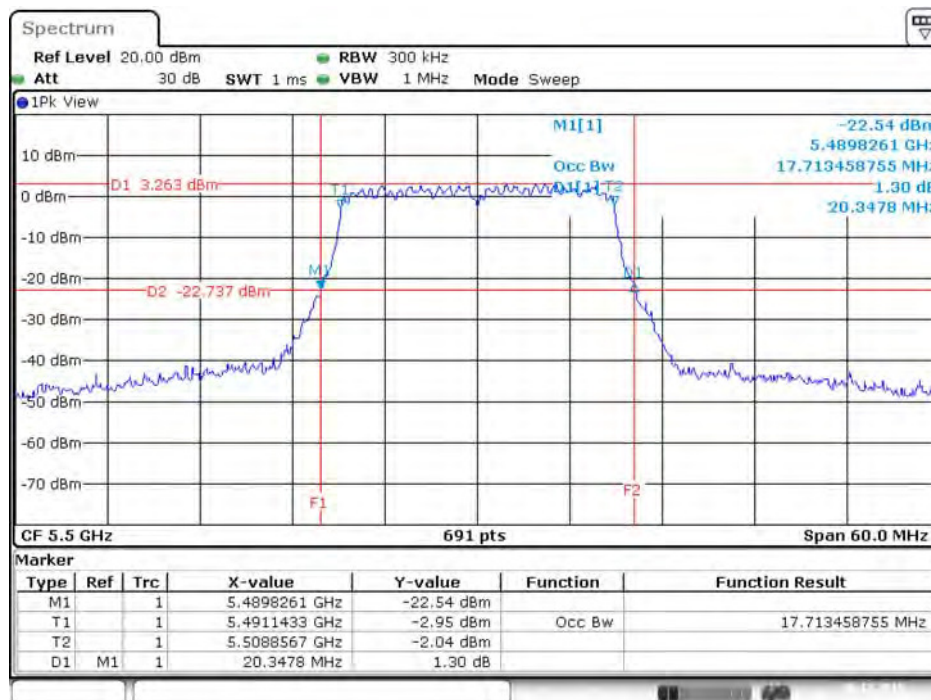
Date: 20.DEC.2015 11:18:10

26dB Bandwidth and 99% Occupied Bandwidth Plot on Configuration IEEE 802.11ac MCS0/Nss1 VHT20 / Chain 7 / 5500 MHz



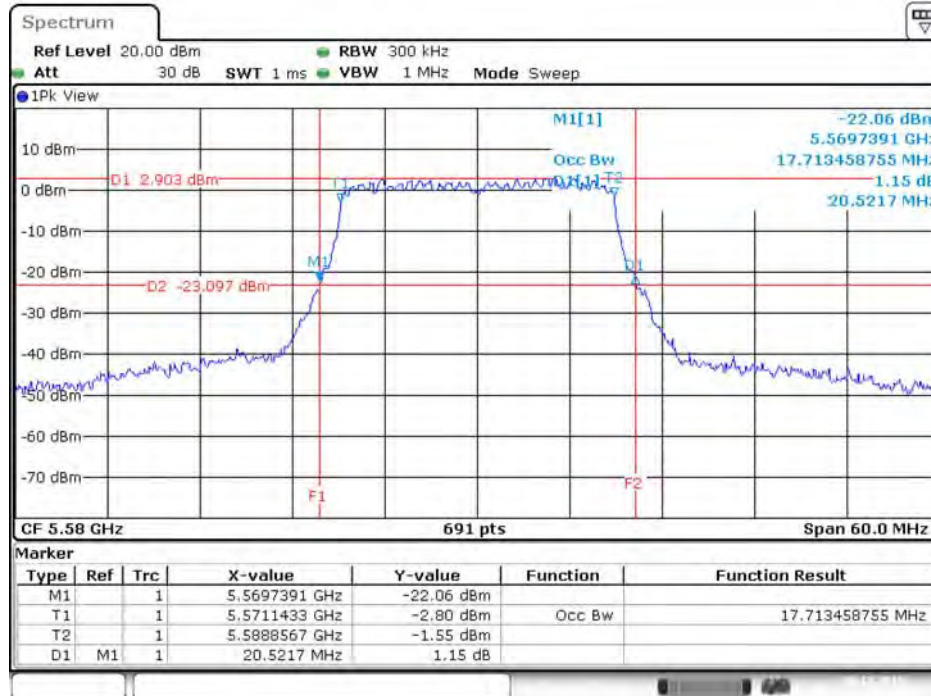
Date: 20.DEC.2015 11:18:34

26dB Bandwidth and 99% Occupied Bandwidth Plot on Configuration IEEE 802.11ac MCS0/Nss1 VHT20 / Chain 8 / 5500 MHz



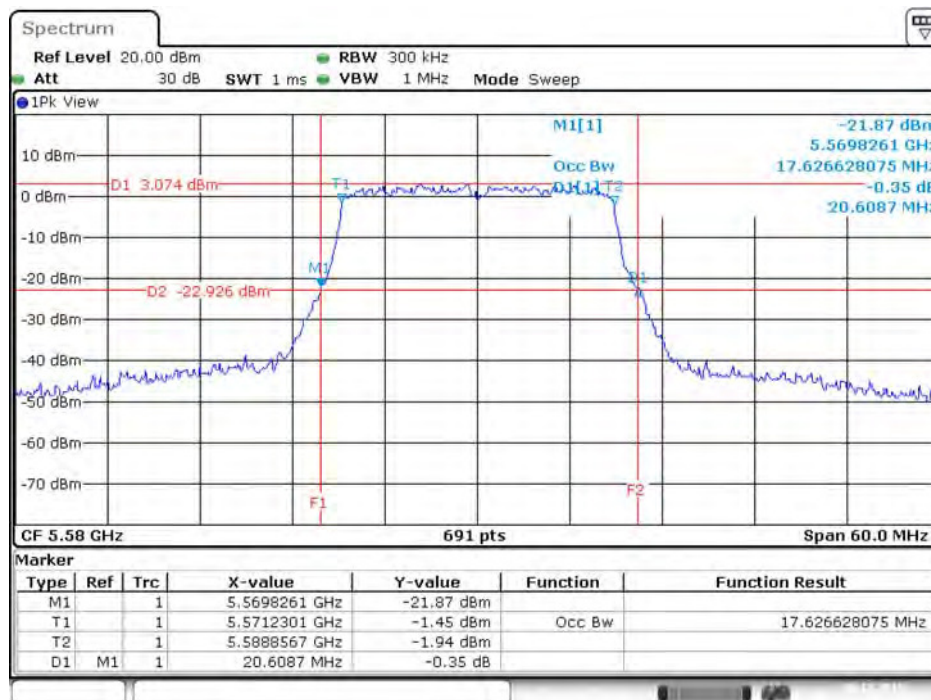
Date: 20.DEC.2015 11:19:21

26dB Bandwidth and 99% Occupied Bandwidth Plot on Configuration IEEE 802.11ac MCS0/Nss1 VHT20 / Chain 5 / 5580 MHz



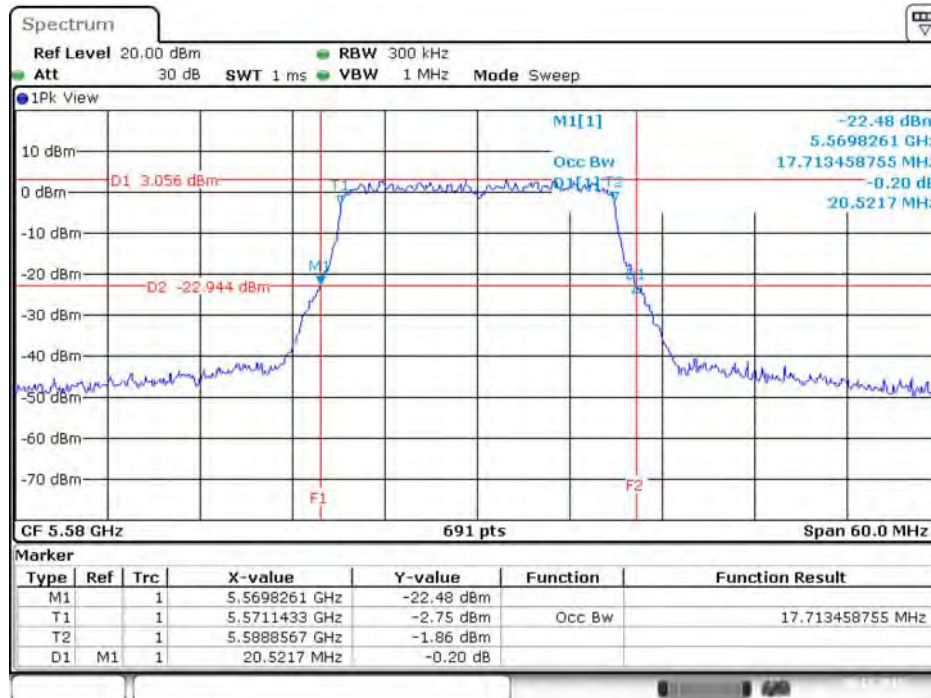
Date: 20.DEC.2015 11:22:00

26dB Bandwidth and 99% Occupied Bandwidth Plot on Configuration IEEE 802.11ac MCS0/Nss1 VHT20 / Chain 6 / 5580 MHz



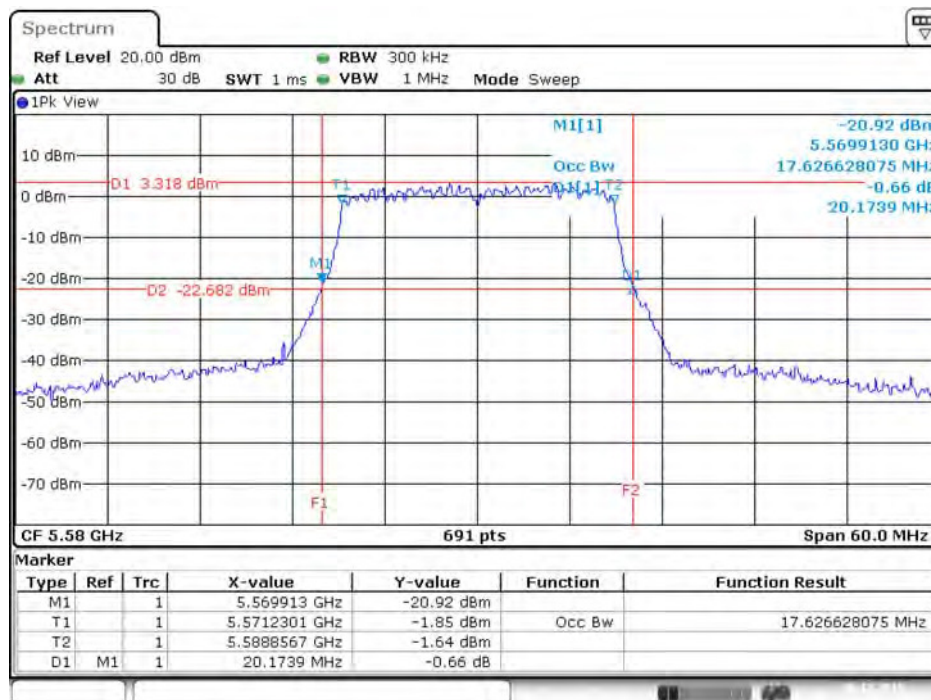
Date: 20.DEC.2015 11:21:40

26dB Bandwidth and 99% Occupied Bandwidth Plot on Configuration IEEE 802.11ac MCS0/Nss1 VHT20 / Chain 7 / 5580 MHz



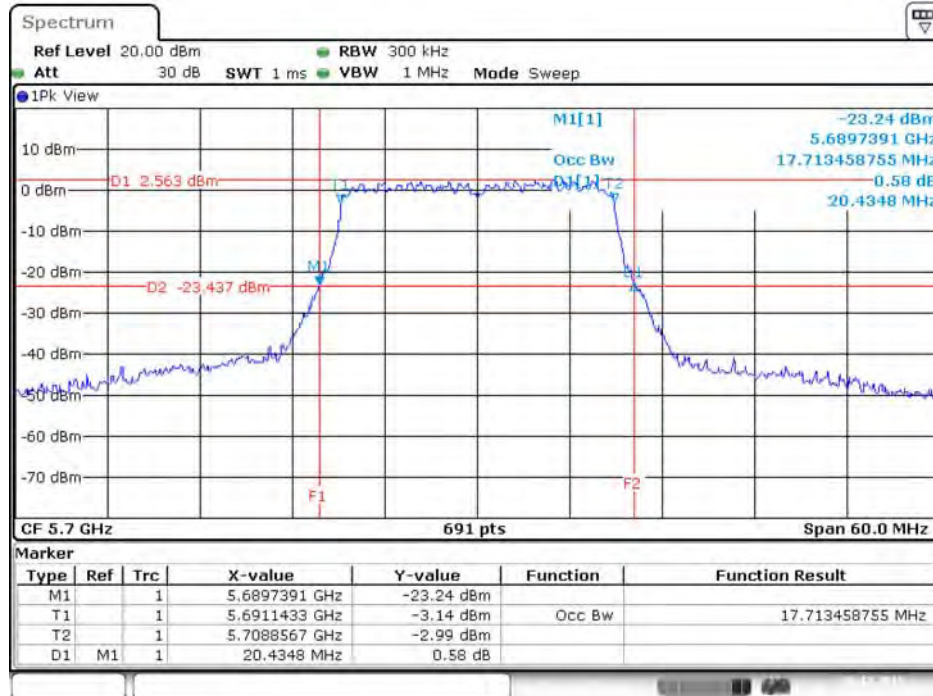
Date: 20.DEC.2015 11:21:19

26dB Bandwidth and 99% Occupied Bandwidth Plot on Configuration IEEE 802.11ac MCS0/Nss1 VHT20 / Chain 8 / 5580 MHz



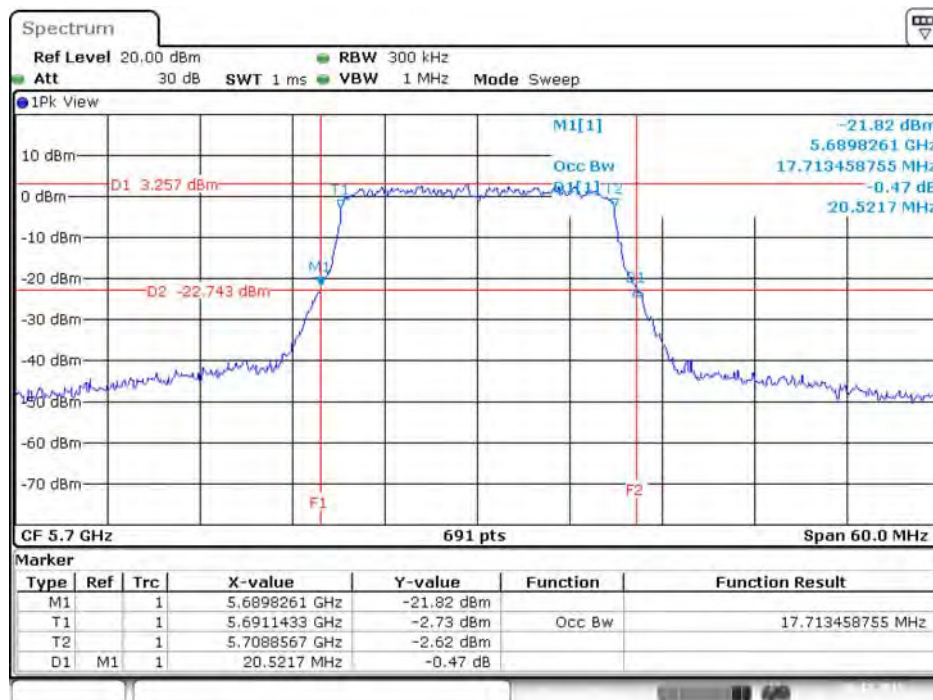
Date: 20.DEC.2015 11:20:23

26dB Bandwidth and 99% Occupied Bandwidth Plot on Configuration IEEE 802.11ac MCS0/Nss1 VHT20 / Chain 5 / 5700 MHz



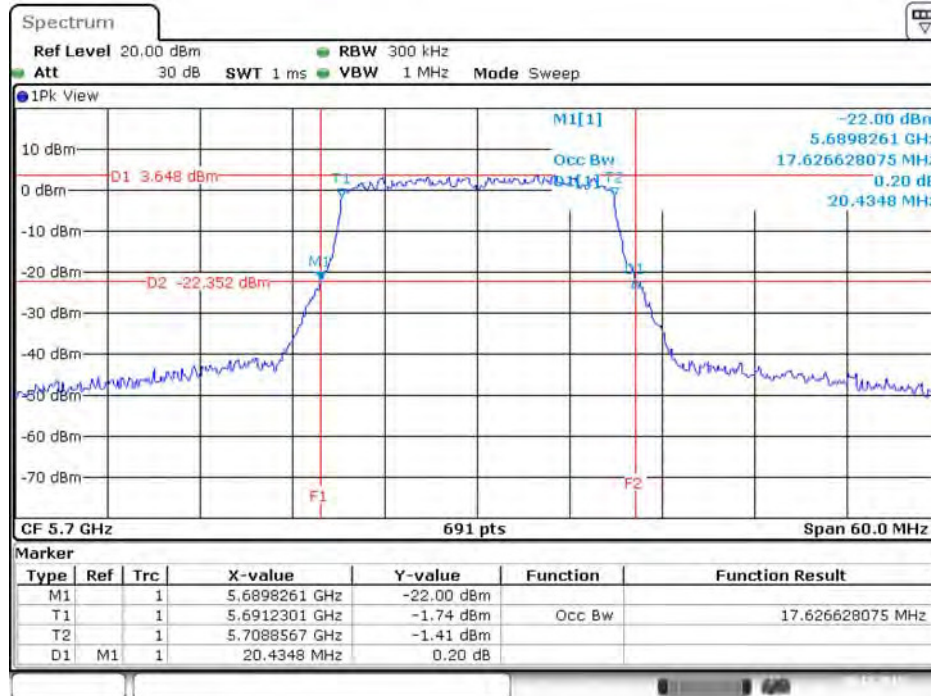
Date: 20.DEC.2015 11:22:53

26dB Bandwidth and 99% Occupied Bandwidth Plot on Configuration IEEE 802.11ac MCS0/Nss1 VHT20 / Chain 6 / 5700 MHz



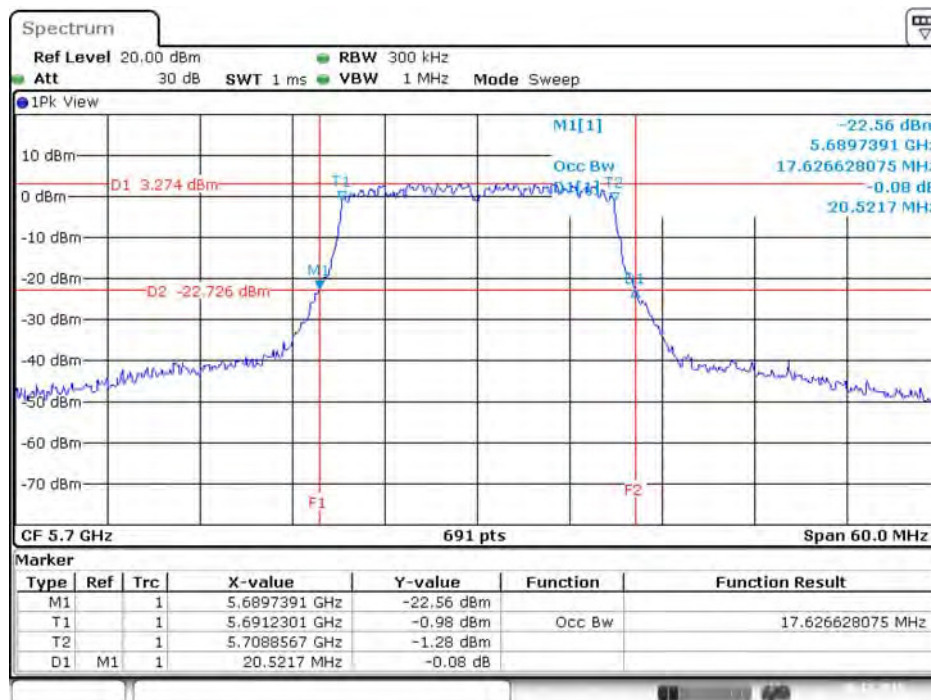
Date: 20.DEC.2015 11:23:17

26dB Bandwidth and 99% Occupied Bandwidth Plot on Configuration IEEE 802.11ac MCS0/Nss1 VHT20 / Chain 7 / 5700 MHz



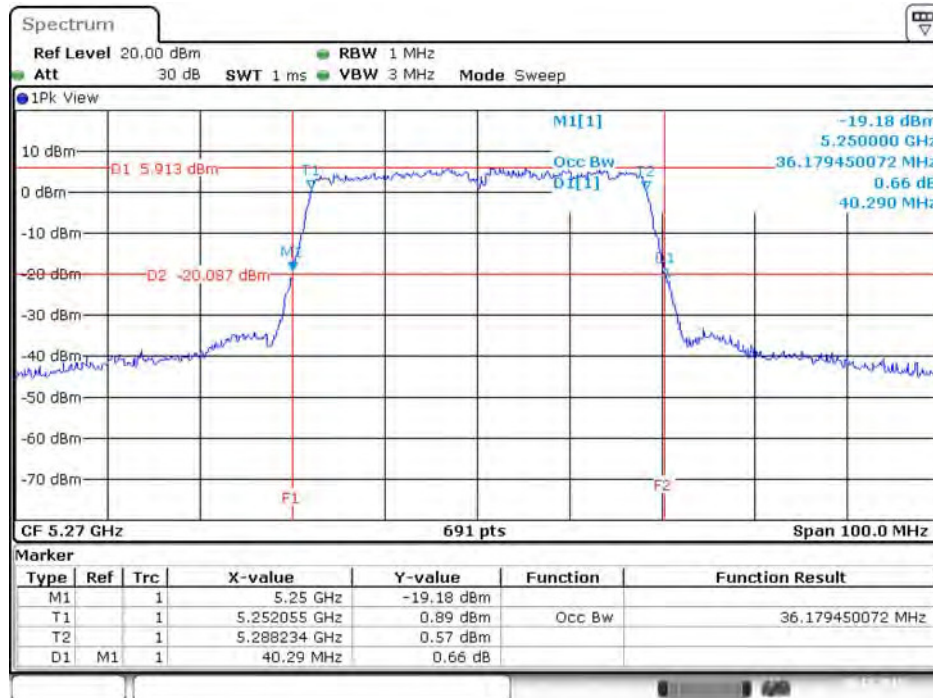
Date: 20.DEC.2015 11:23:40

26dB Bandwidth and 99% Occupied Bandwidth Plot on Configuration IEEE 802.11ac MCS0/Nss1 VHT20 / Chain 8 / 5700 MHz



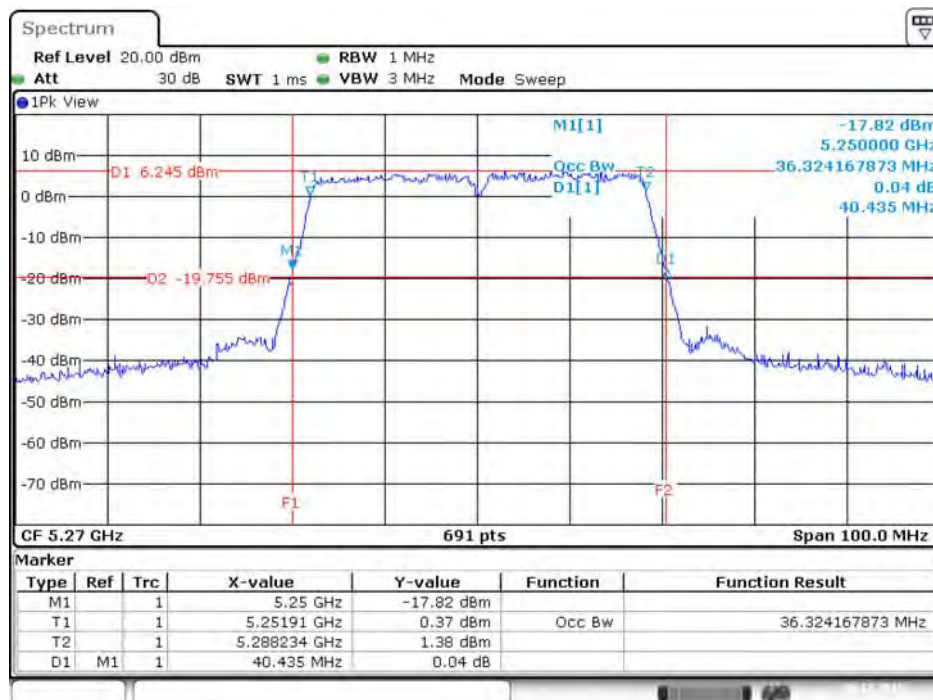
Date: 20.DEC.2015 11:24:04

26dB Bandwidth and 99% Occupied Bandwidth Plot on Configuration IEEE 802.11ac MCS0/Nss1 VHT40 / Chain 5 / 5270 MHz



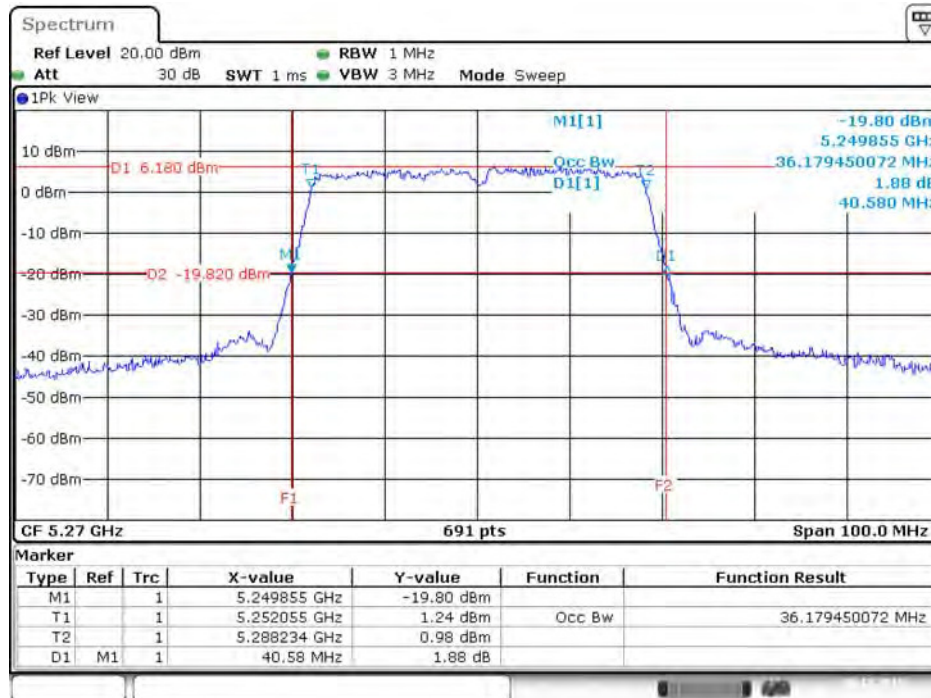
Date: 20.DEC.2015 11:48:44

26dB Bandwidth and 99% Occupied Bandwidth Plot on Configuration IEEE 802.11ac MCS0/Nss1 VHT40 / Chain 6 / 5270 MHz



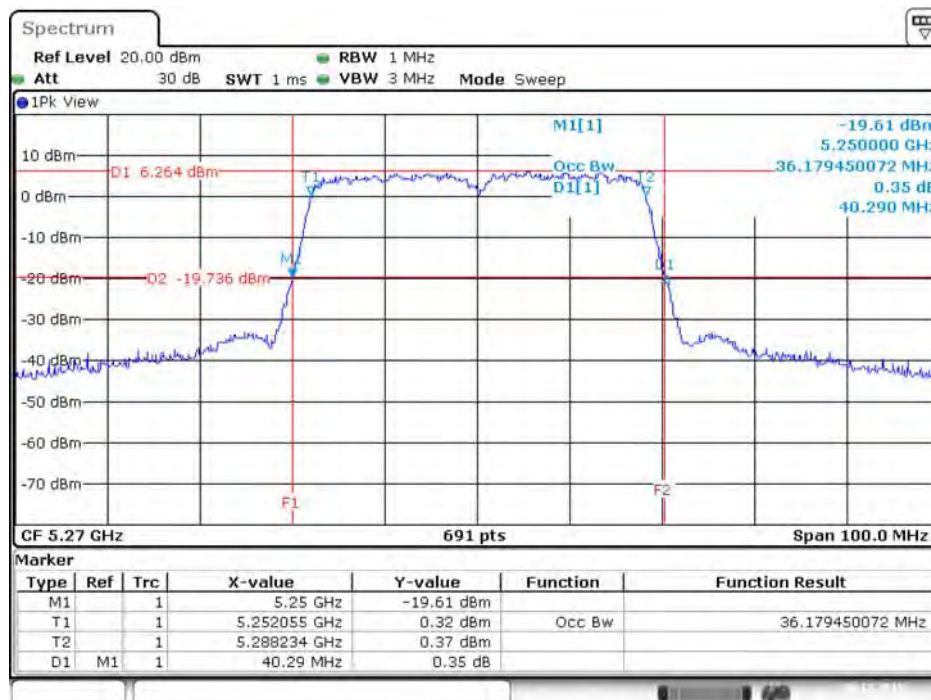
Date: 20.DEC.2015 11:48:20

26dB Bandwidth and 99% Occupied Bandwidth Plot on Configuration IEEE 802.11ac MCS0/Nss1 VHT40 / Chain 7 / 5270 MHz



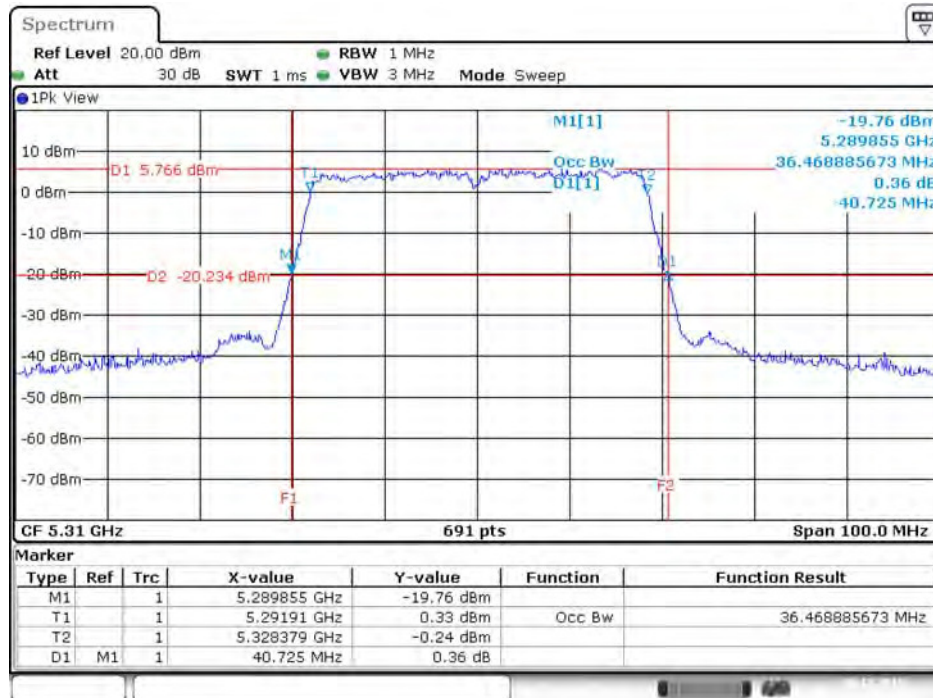
Date: 20.DEC.2015 11:47:53

26dB Bandwidth and 99% Occupied Bandwidth Plot on Configuration IEEE 802.11ac MCS0/Nss1 VHT40 / Chain 8 / 5270 MHz



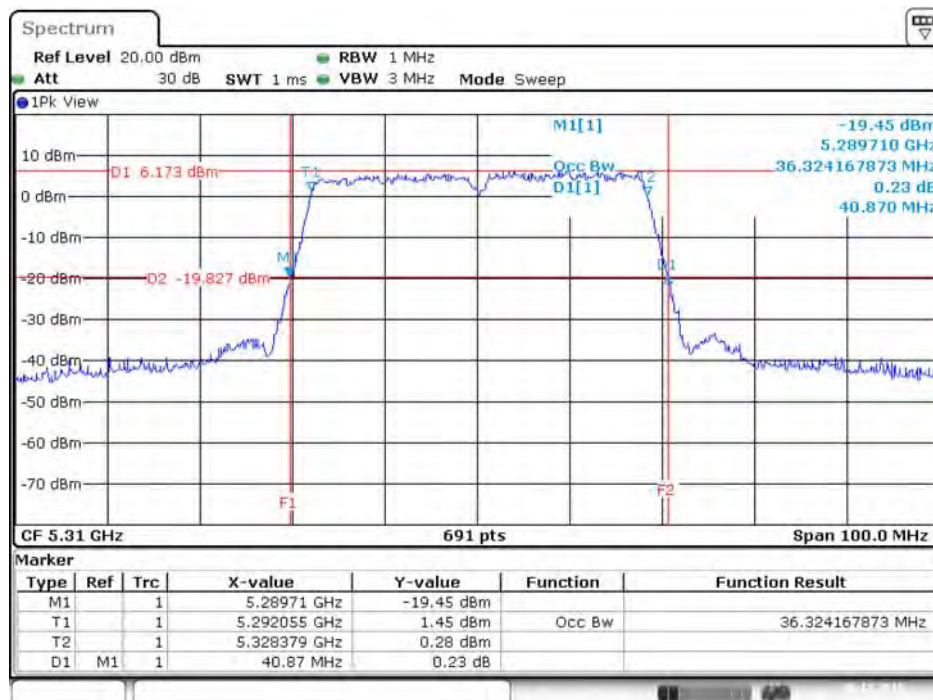
Date: 20.DEC.2015 11:47:06

26dB Bandwidth and 99% Occupied Bandwidth Plot on Configuration IEEE 802.11ac MCS0/Nss1 VHT40 / Chain 5 / 5310 MHz



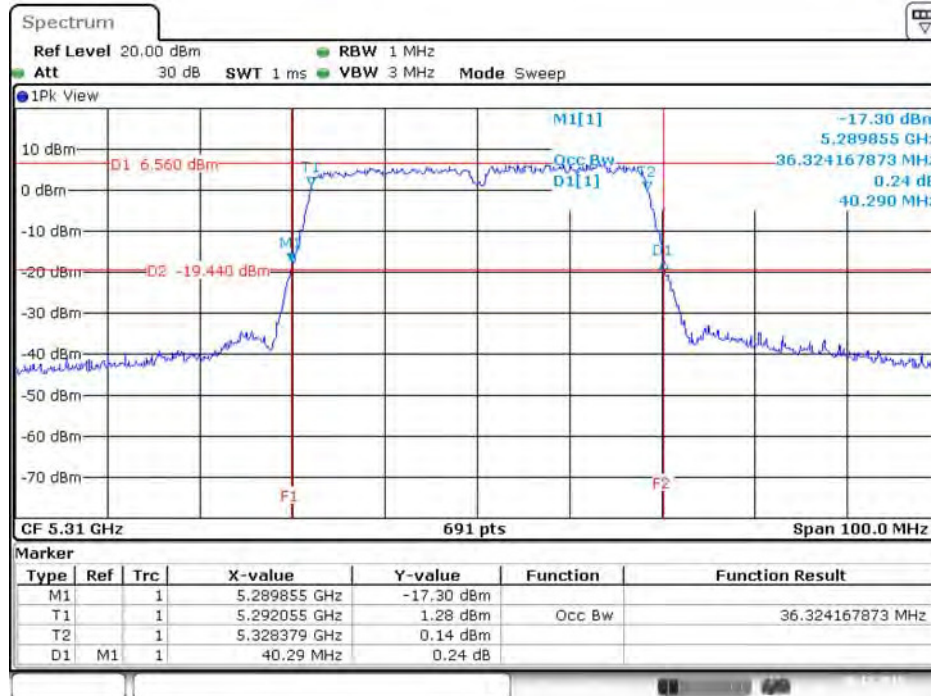
Date: 20.DEC.2015 11:50:16

26dB Bandwidth and 99% Occupied Bandwidth Plot on Configuration IEEE 802.11ac MCS0/Nss1 VHT40 / Chain 6 / 5310 MHz



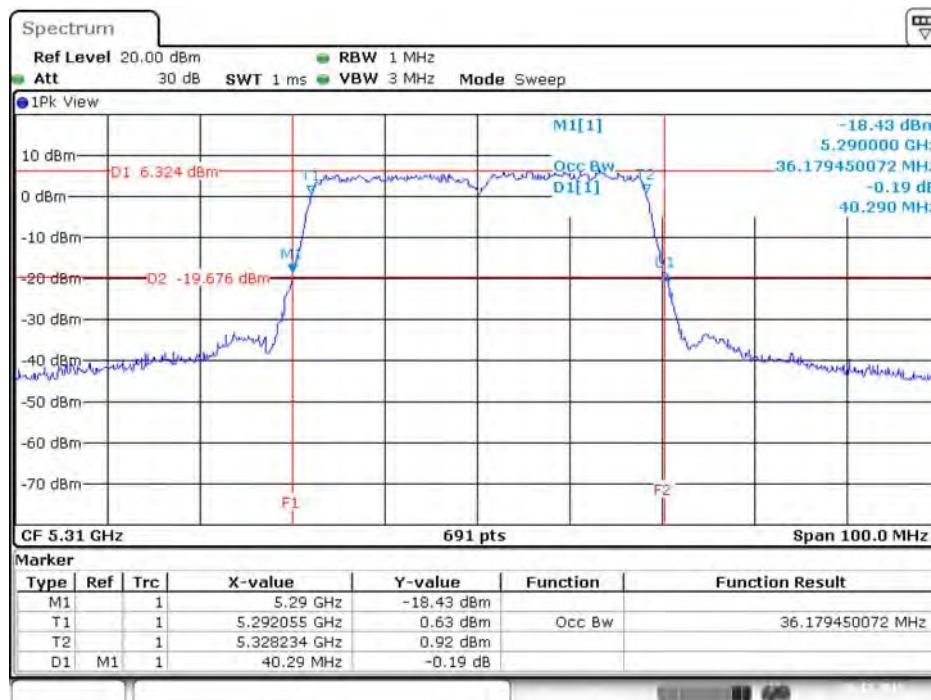
Date: 20.DEC.2015 11:51:22

26dB Bandwidth and 99% Occupied Bandwidth Plot on Configuration IEEE 802.11ac MCS0/Nss1 VHT40 / Chain 7 / 5310 MHz



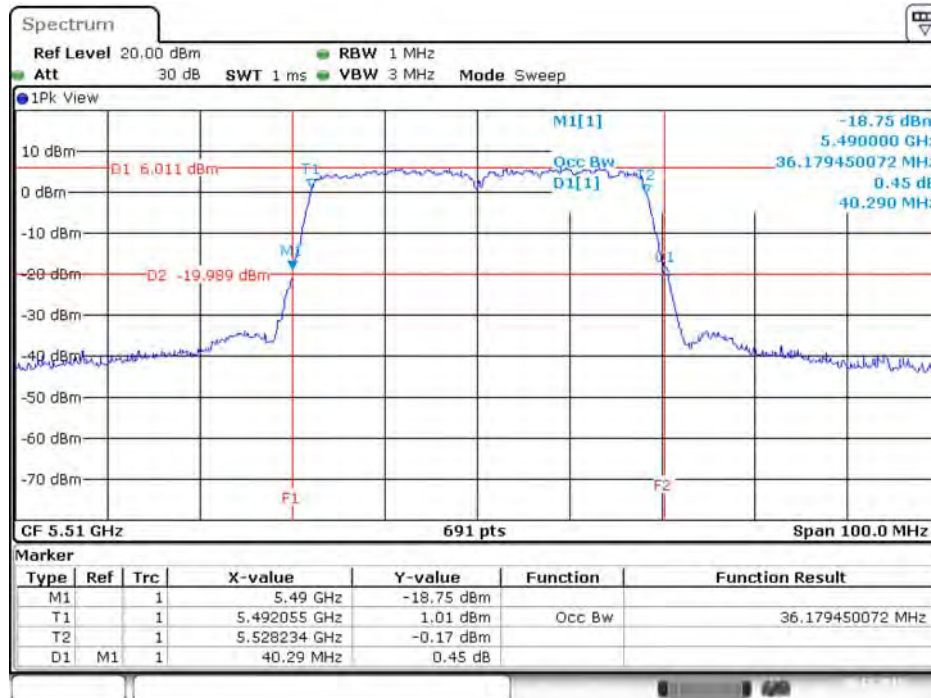
Date: 20.DEC.2015 11:50:57

26dB Bandwidth and 99% Occupied Bandwidth Plot on Configuration IEEE 802.11ac MCS0/Nss1 VHT40 / Chain 9 / 5310 MHz



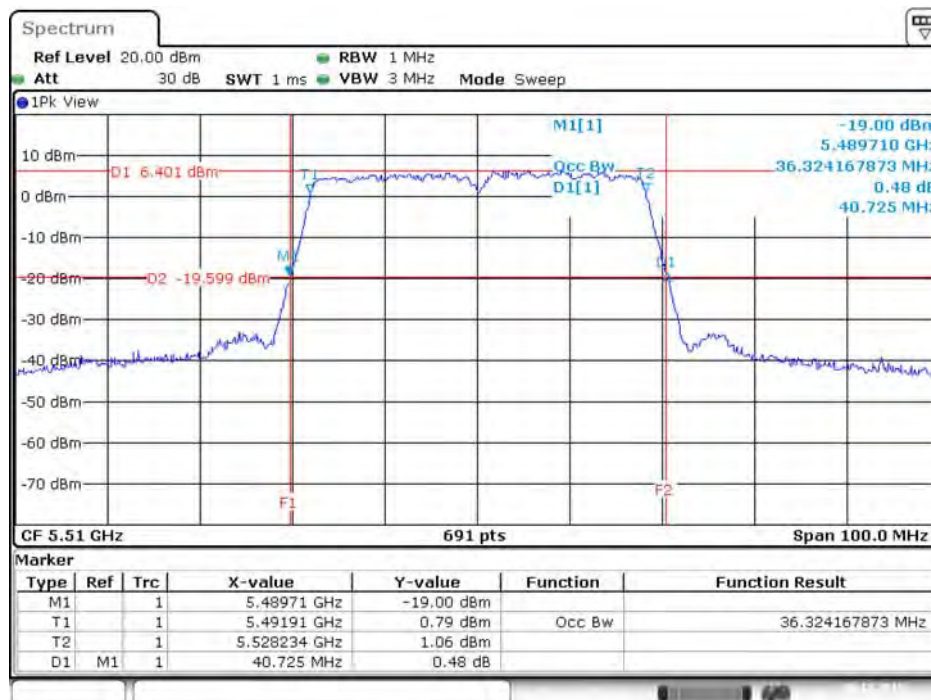
Date: 20.DEC.2015 11:51:43

26dB Bandwidth and 99% Occupied Bandwidth Plot on Configuration IEEE 802.11ac MCS0/Nss1 VHT40 / Chain 5 / 5510 MHz



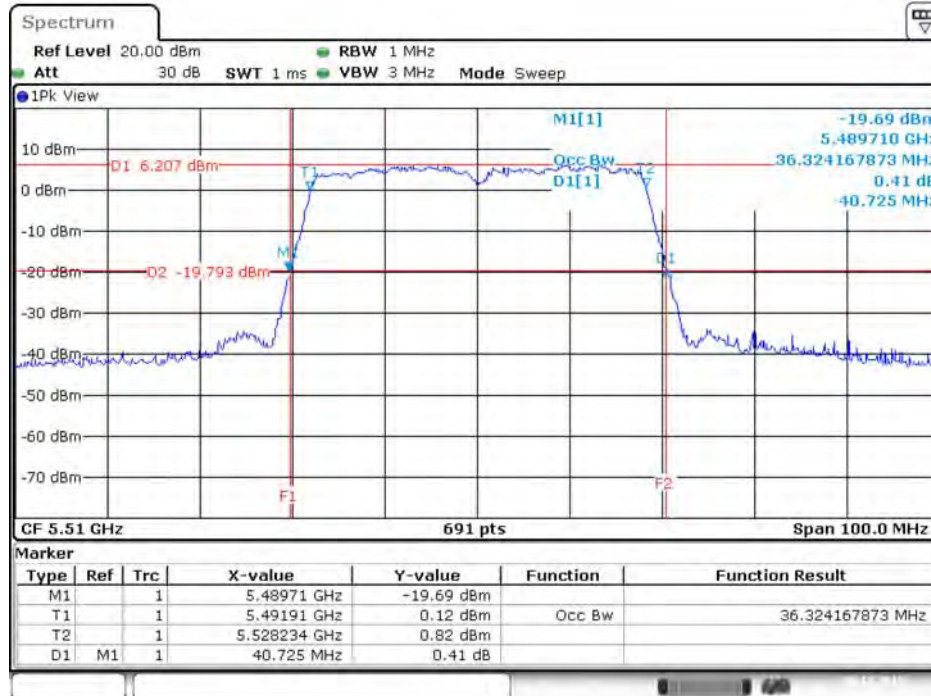
Date: 20.DEC.2015 11:54:01

26dB Bandwidth and 99% Occupied Bandwidth Plot on Configuration IEEE 802.11ac MCS0/Nss1 VHT40 / Chain 6 / 5510 MHz



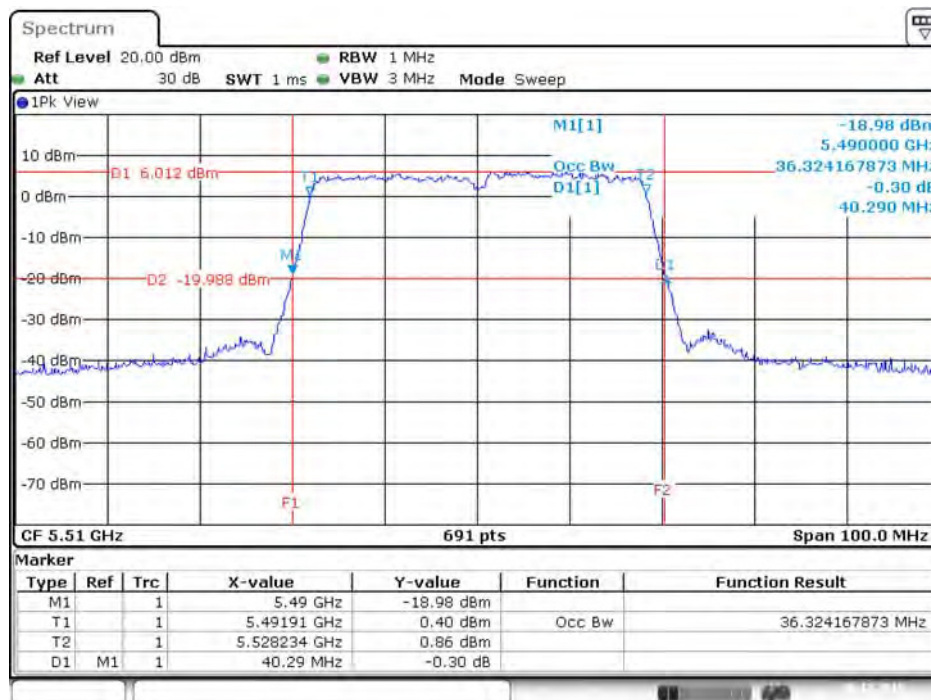
Date: 20.DEC.2015 11:53:35

26dB Bandwidth and 99% Occupied Bandwidth Plot on Configuration IEEE 802.11ac MCS0/Nss1 VHT40 / Chain 7 / 5510 MHz



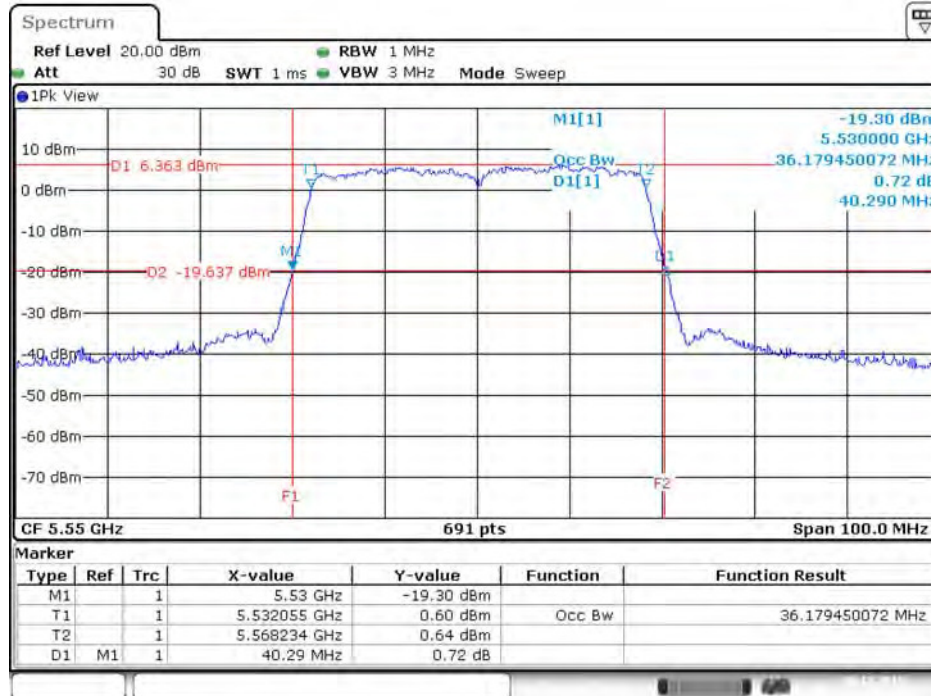
Date: 20.DEC.2015 11:53:15

26dB Bandwidth and 99% Occupied Bandwidth Plot on Configuration IEEE 802.11ac MCS0/Nss1 VHT40 / Chain 8 / 5510 MHz



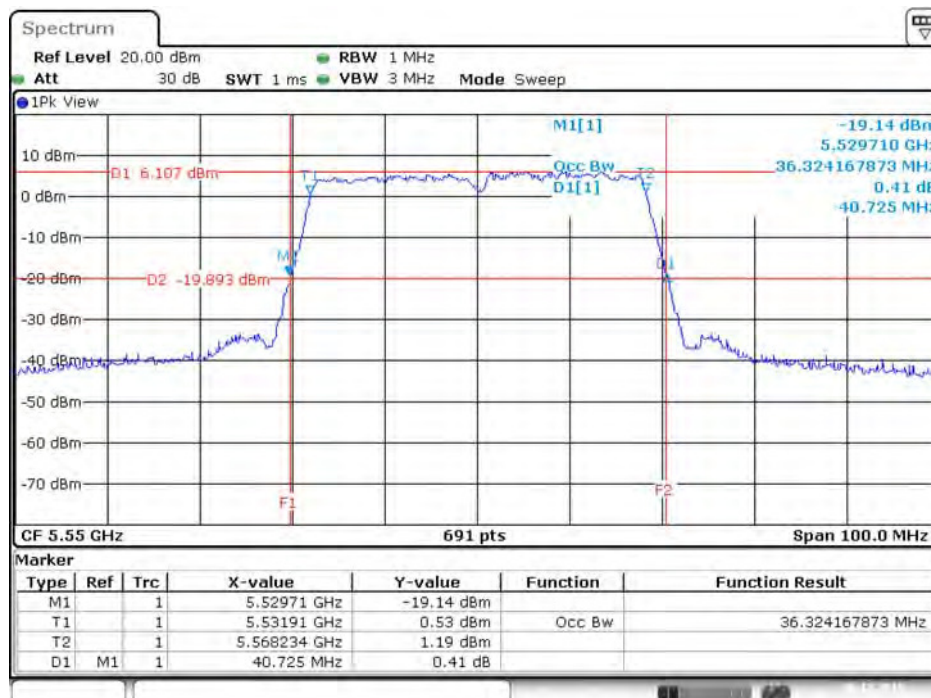
Date: 20.DEC.2015 11:52:42

26dB Bandwidth and 99% Occupied Bandwidth Plot on Configuration IEEE 802.11ac MCS0/Nss1 VHT40 / Chain 5 / 5550 MHz



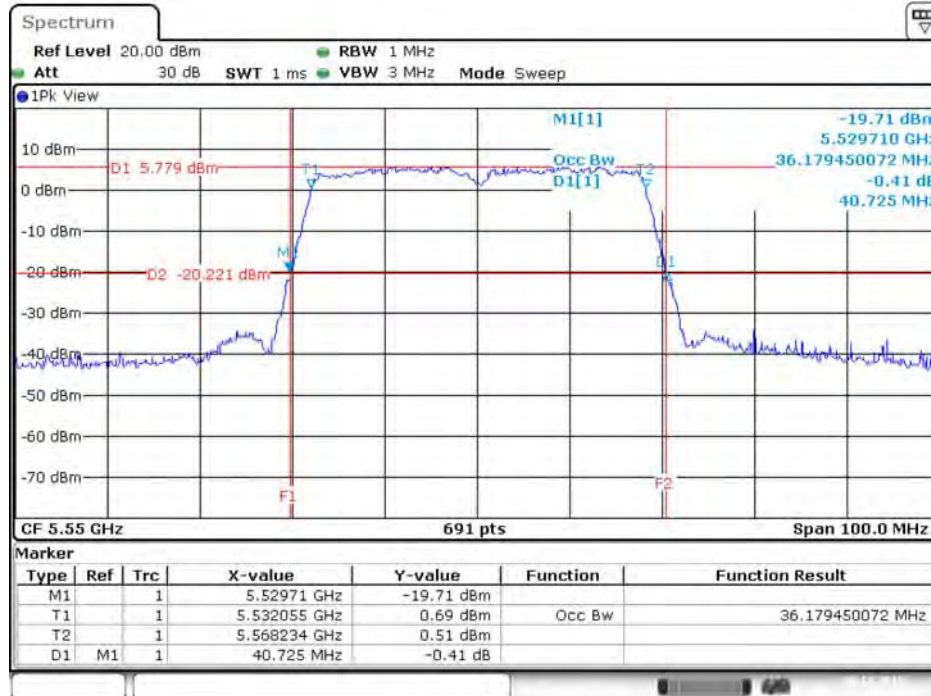
Date: 20.DEC.2015 11:54:57

26dB Bandwidth and 99% Occupied Bandwidth Plot on Configuration IEEE 802.11ac MCS0/Nss1 VHT40 / Chain 6 / 5550 MHz



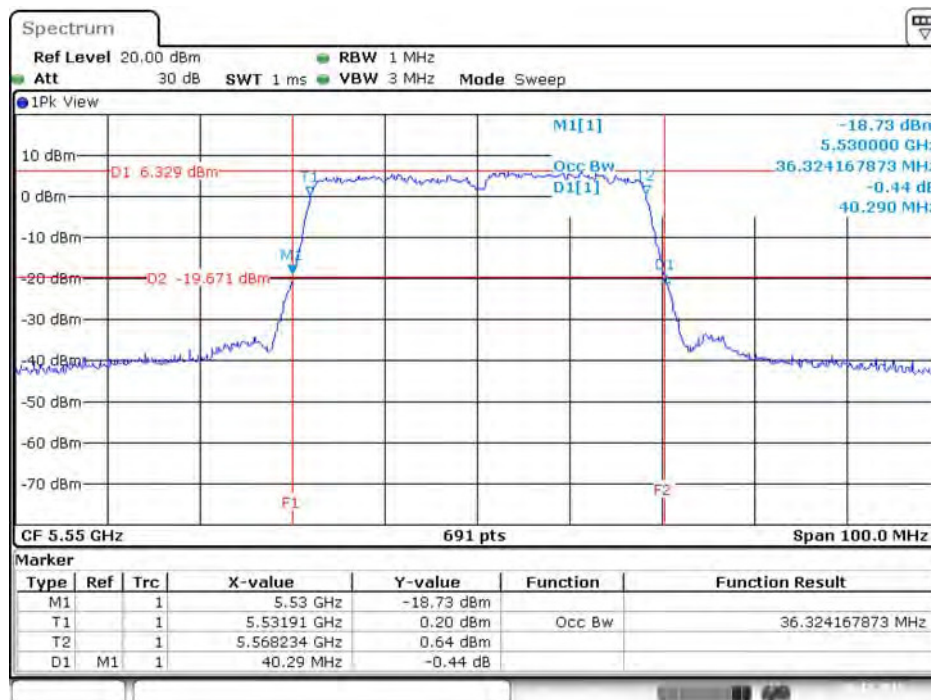
Date: 20.DEC.2015 11:55:23

26dB Bandwidth and 99% Occupied Bandwidth Plot on Configuration IEEE 802.11ac MCS0/Nss1 VHT40 / Chain 7 / 5550 MHz



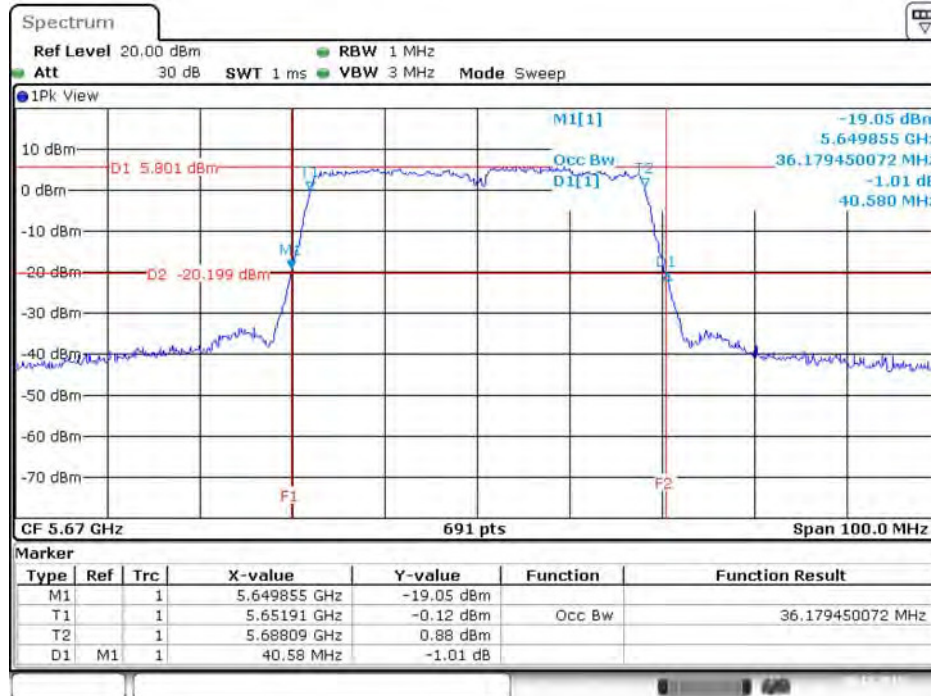
Date: 20.DEC.2015 11:55:46

26dB Bandwidth and 99% Occupied Bandwidth Plot on Configuration IEEE 802.11ac MCS0/Nss1 VHT40 / Chain 8 / 5550 MHz



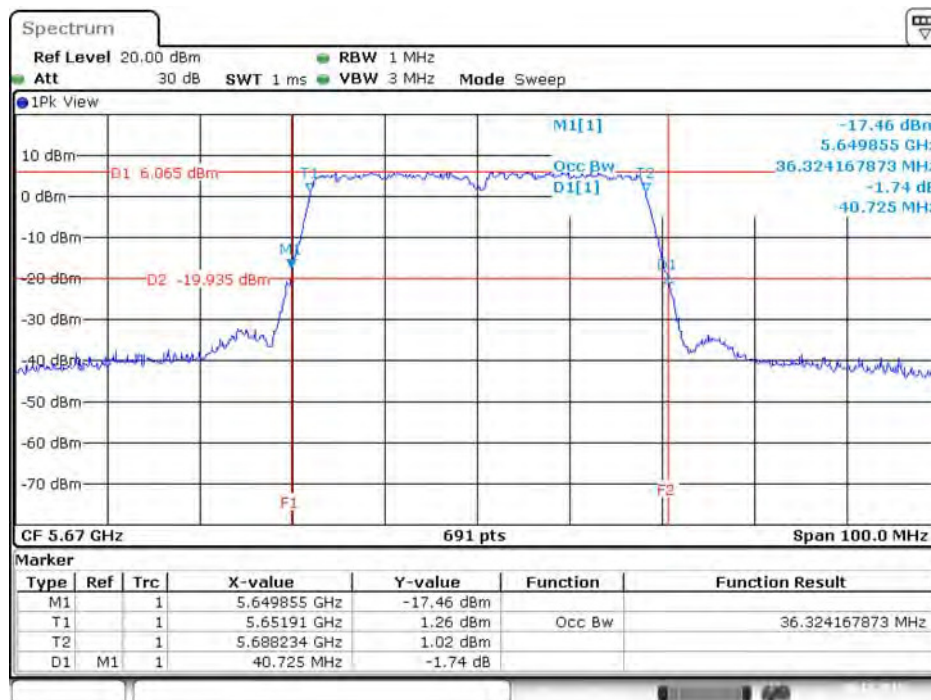
Date: 20.DEC.2015 11:57:14

26dB Bandwidth and 99% Occupied Bandwidth Plot on Configuration IEEE 802.11ac MCS0/Nss1 VHT40 / Chain 5 / 5670 MHz



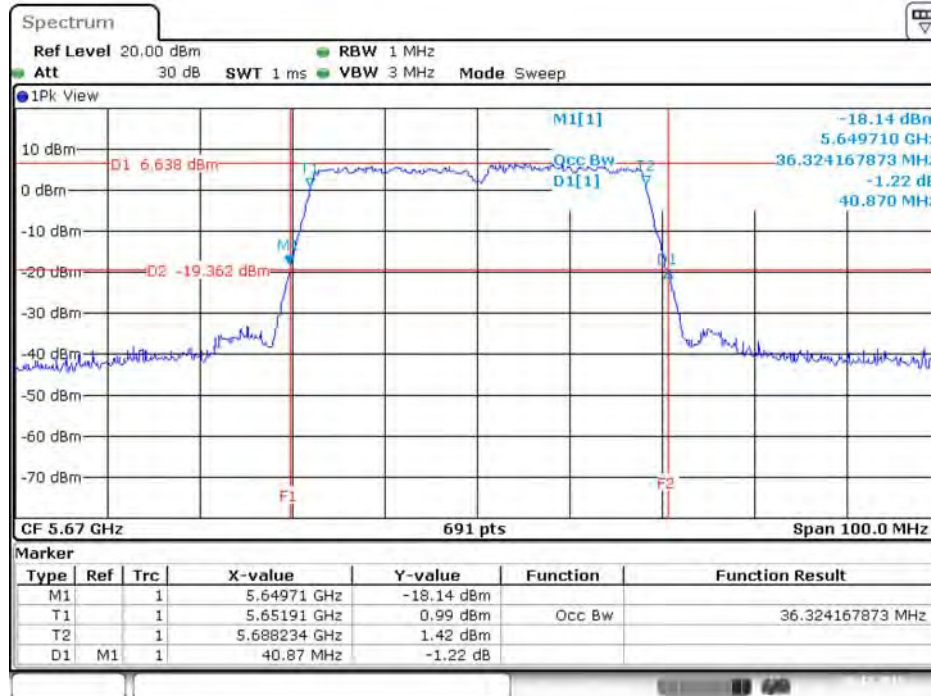
Date: 20.DEC.2015 11:59:15

26dB Bandwidth and 99% Occupied Bandwidth Plot on Configuration IEEE 802.11ac MCS0/Nss1 VHT40 / Chain 6 / 5670 MHz



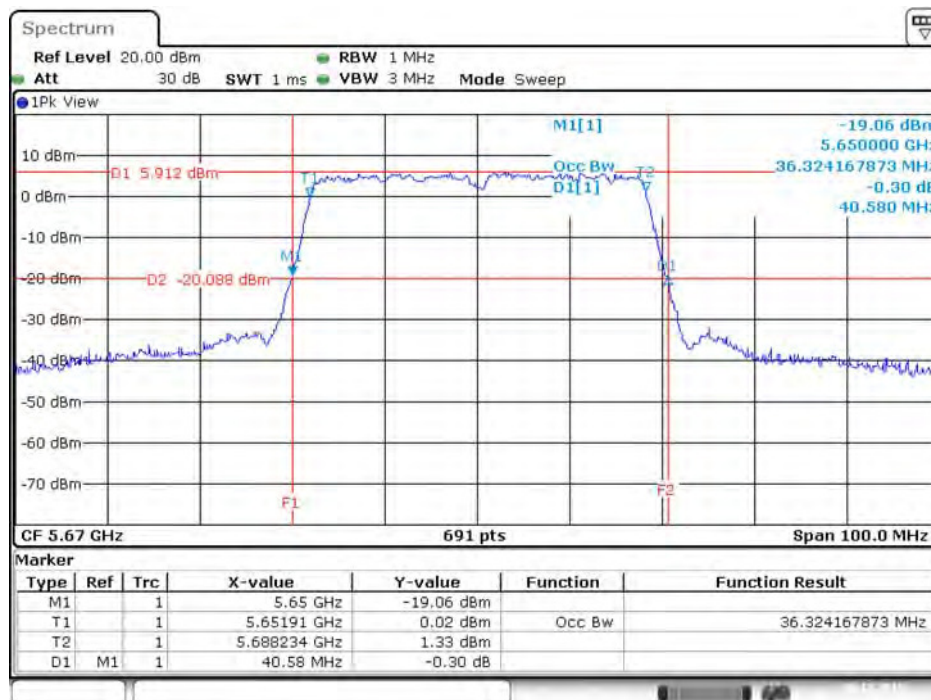
Date: 20.DEC.2015 11:58:53

26dB Bandwidth and 99% Occupied Bandwidth Plot on Configuration IEEE 802.11ac MCS0/Nss1 VHT40 / Chain 7 / 5670 MHz



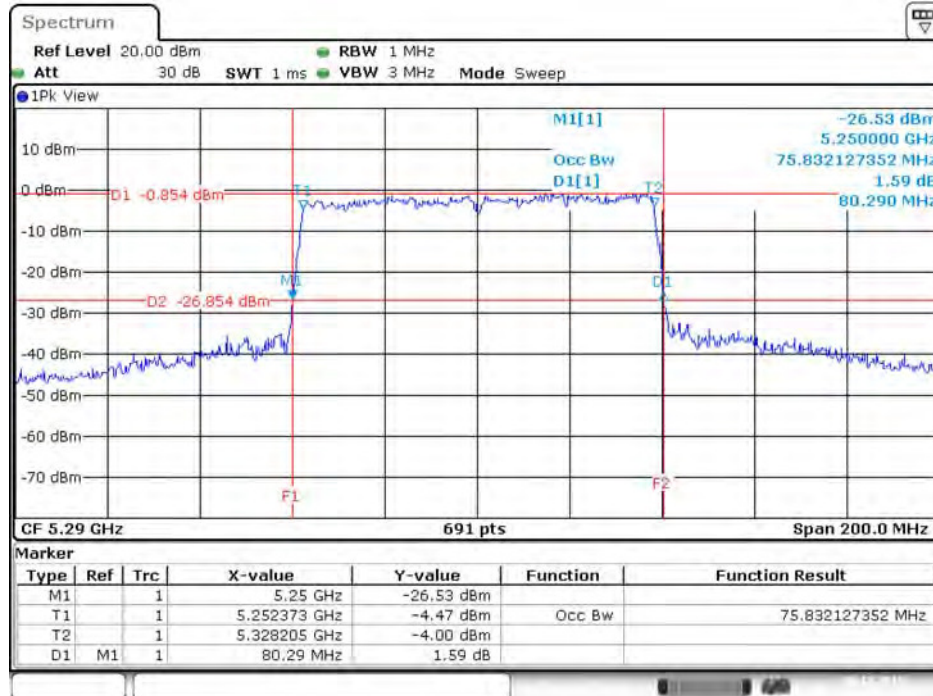
Date: 20.DEC.2015 11:58:28

26dB Bandwidth and 99% Occupied Bandwidth Plot on Configuration IEEE 802.11ac MCS0/Nss1 VHT40 / Chain 8 / 5670 MHz



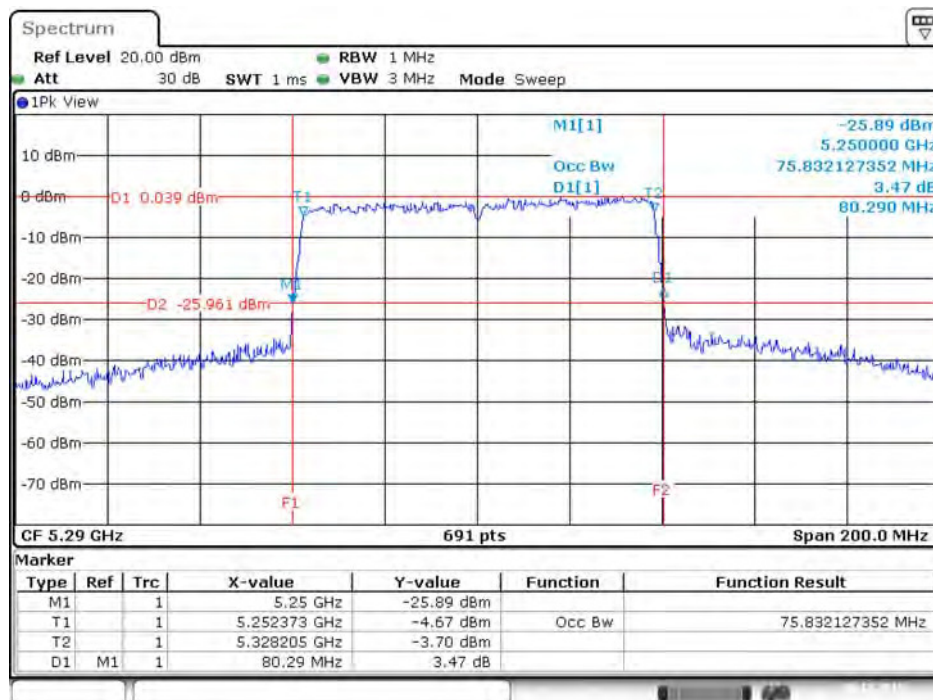
Date: 20.DEC.2015 11:58:07

26dB Bandwidth and 99% Occupied Bandwidth Plot on Configuration IEEE 802.11ac MCS0/Nss1 VHT80 / Chain 5 / 5290 MHz



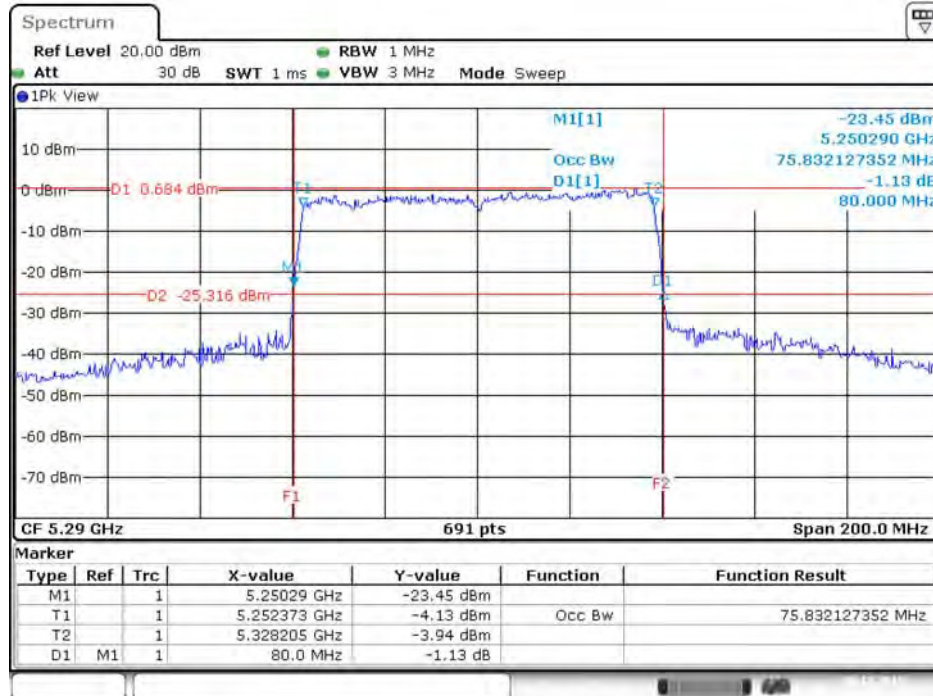
Date: 20.DEC.2015 12:14:39

26dB Bandwidth and 99% Occupied Bandwidth Plot on Configuration IEEE 802.11ac MCS0/Nss1 VHT80 / Chain 6 / 5290 MHz



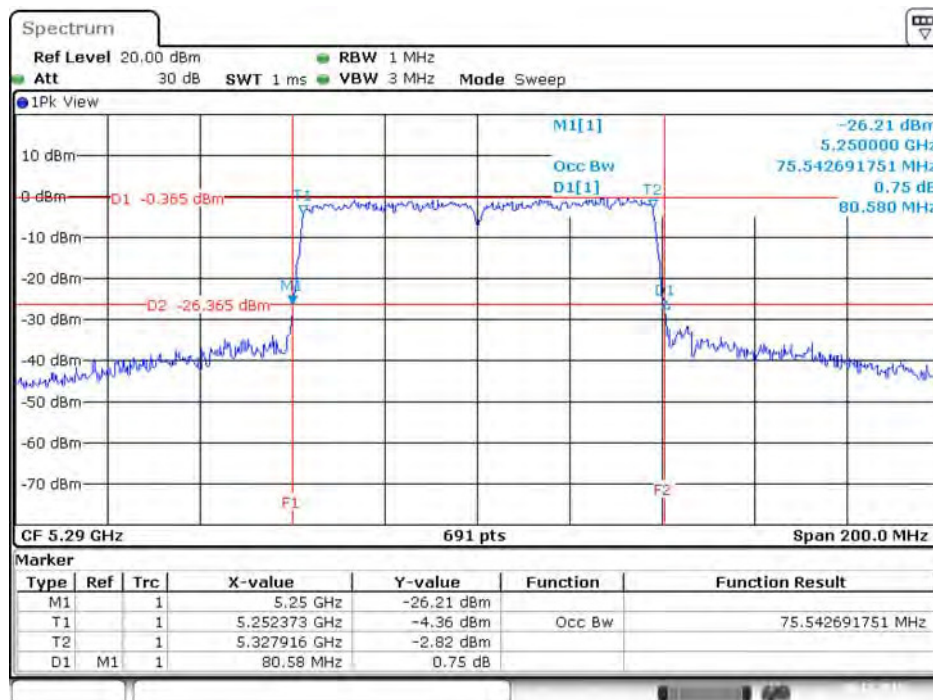
Date: 20.DEC.2015 12:14:15

26dB Bandwidth and 99% Occupied Bandwidth Plot on Configuration IEEE 802.11ac MCS0/Nss1 VHT80 / Chain 7 / 5290 MHz



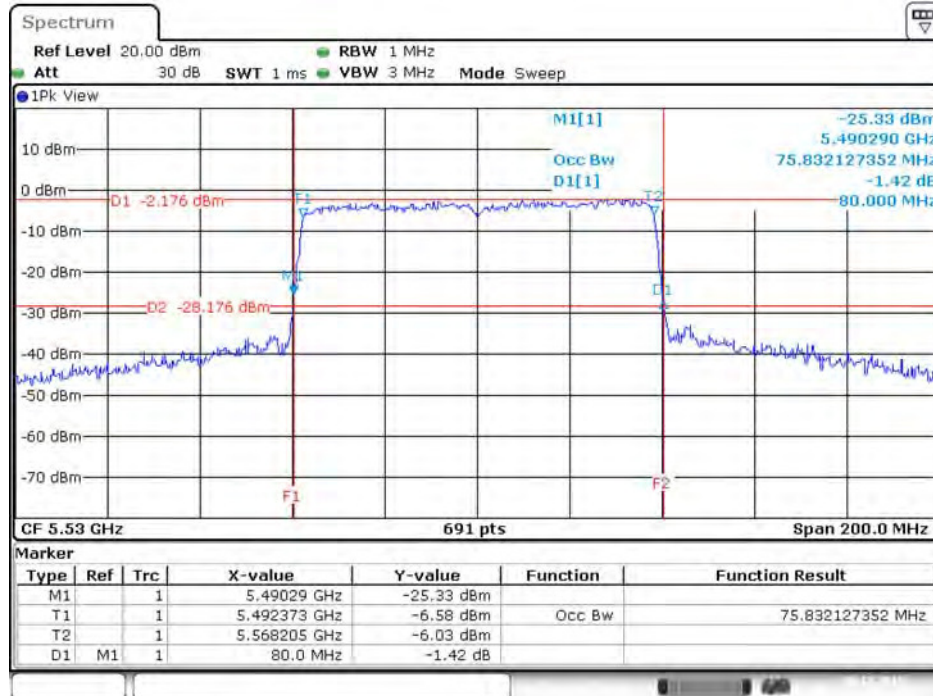
Date: 20.DEC.2015 12:13:41

26dB Bandwidth and 99% Occupied Bandwidth Plot on Configuration IEEE 802.11ac MCS0/Nss1 VHT80 / Chain 8 / 5290 MHz



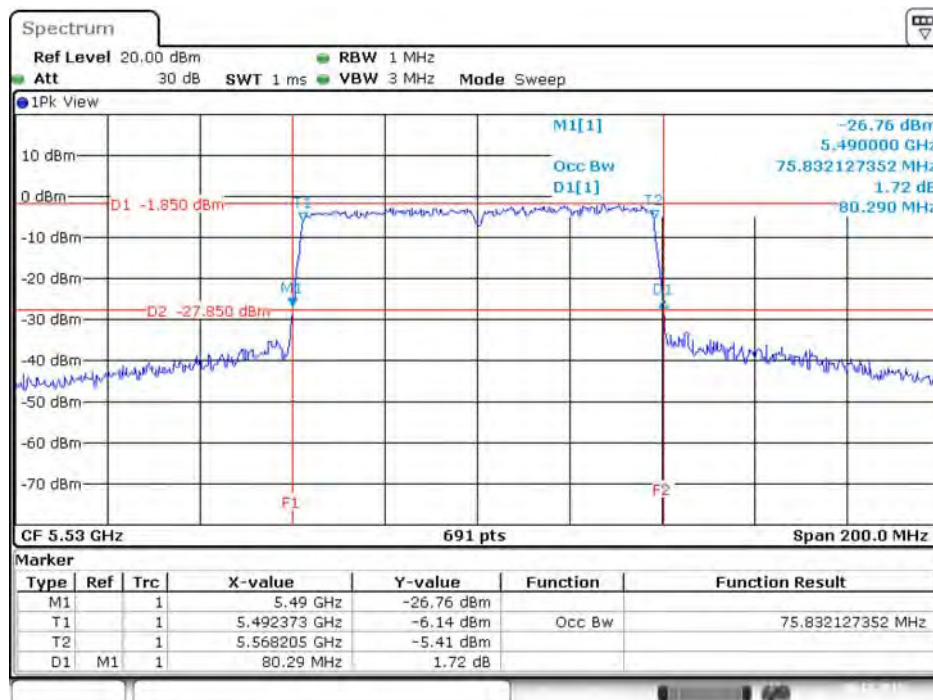
Date: 20.DEC.2015 12:12:48

26dB Bandwidth and 99% Occupied Bandwidth Plot on Configuration IEEE 802.11ac MCS0/Nss1 VHT80 / Chain 5 / 5530 MHz



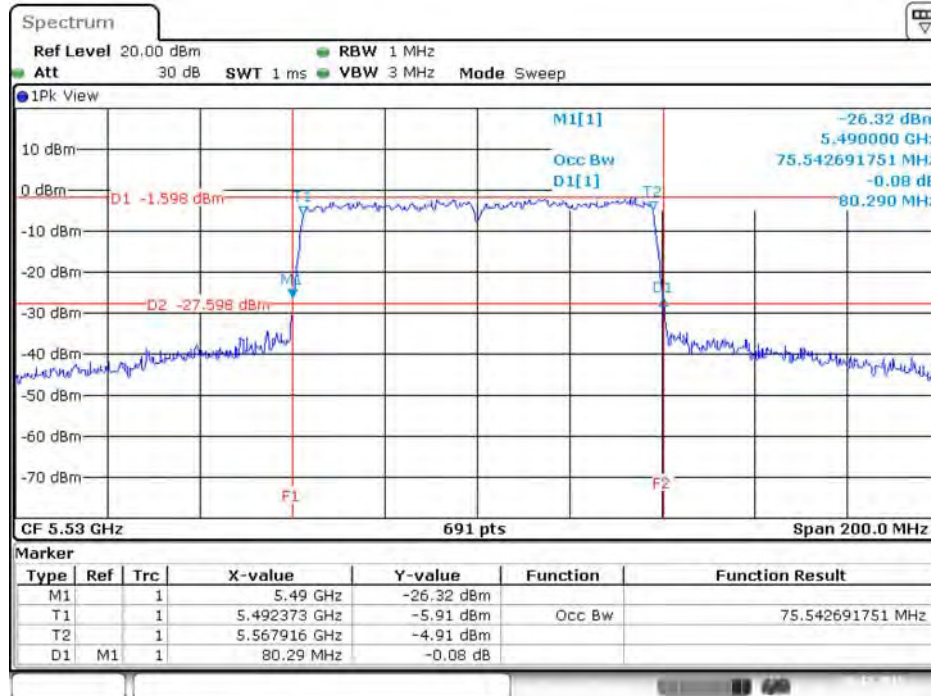
Date: 20.DEC.2015 12:16:20

26dB Bandwidth and 99% Occupied Bandwidth Plot on Configuration IEEE 802.11ac MCS0/Nss1 VHT80 / Chain 6 / 5530 MHz



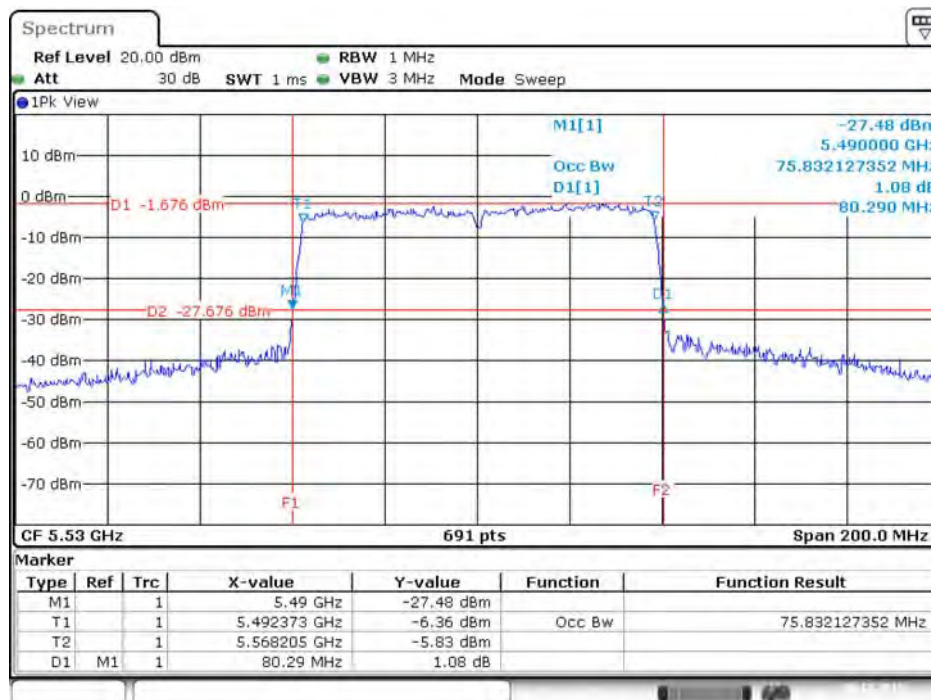
Date: 20.DEC.2015 12:17:22

26dB Bandwidth and 99% Occupied Bandwidth Plot on Configuration IEEE 802.11ac MCS0/Nss1 VHT80 / Chain 7 / 5530 MHz



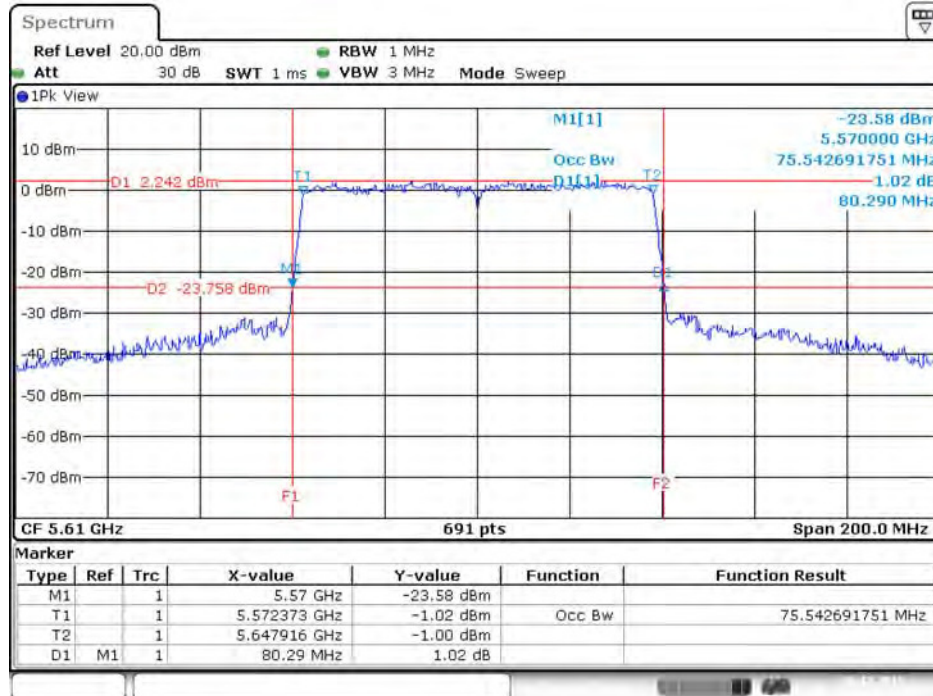
Date: 20.DEC.2015 12:17:49

26dB Bandwidth and 99% Occupied Bandwidth Plot on Configuration IEEE 802.11ac MCS0/Nss1 VHT80 / Chain 8 / 5530 MHz



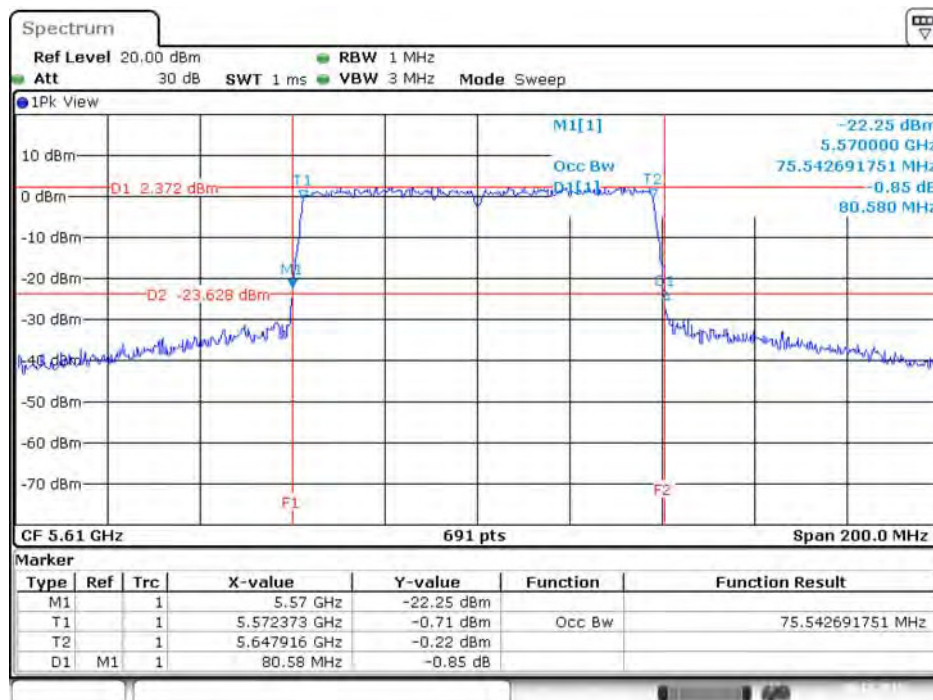
Date: 20.DEC.2015 12:18:17

26dB Bandwidth and 99% Occupied Bandwidth Plot on Configuration IEEE 802.11ac MCS0/Nss1 VHT80 / Chain 5 / 5610 MHz



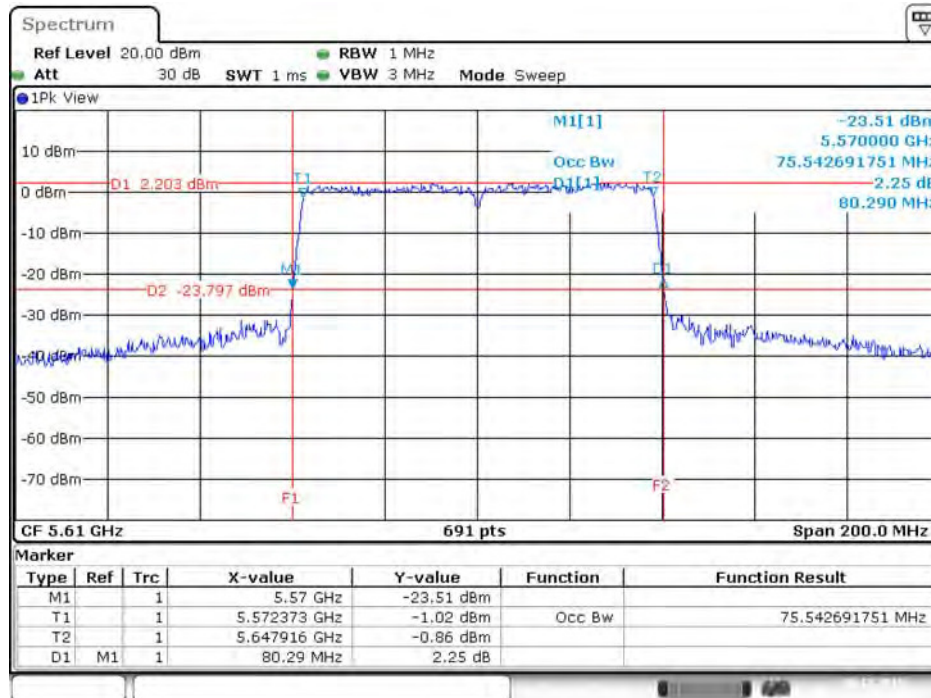
Date: 20.DEC.2015 12:21:03

26dB Bandwidth and 99% Occupied Bandwidth Plot on Configuration IEEE 802.11ac MCS0/Nss1 VHT80 / Chain 6 / 5610 MHz



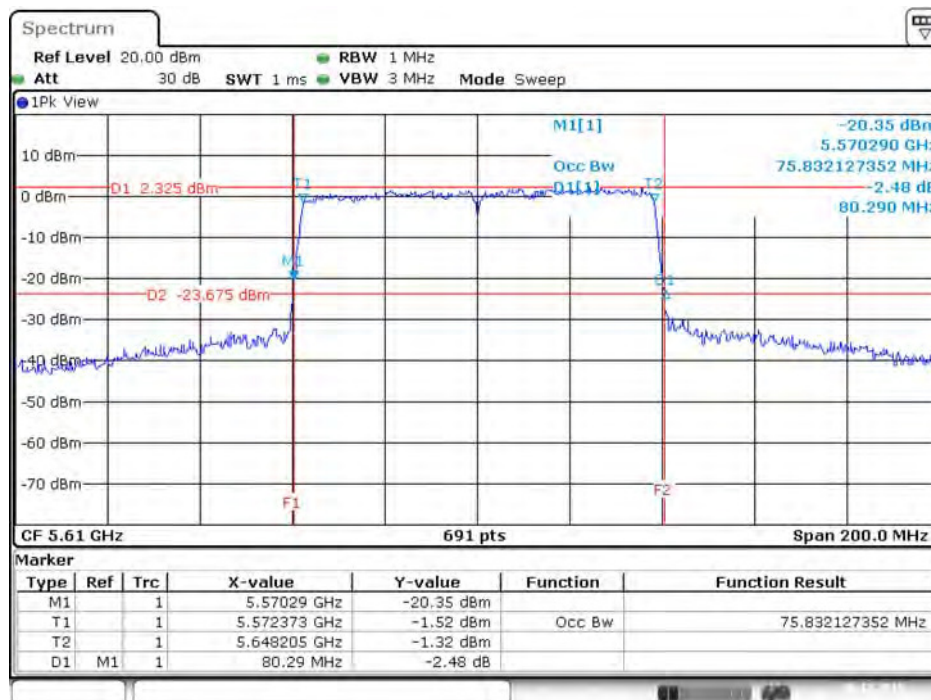
Date: 20.DEC.2015 12:20:27

26dB Bandwidth and 99% Occupied Bandwidth Plot on Configuration IEEE 802.11ac MCS0/Nss1 VHT80 / Chain 7 / 5610 MHz



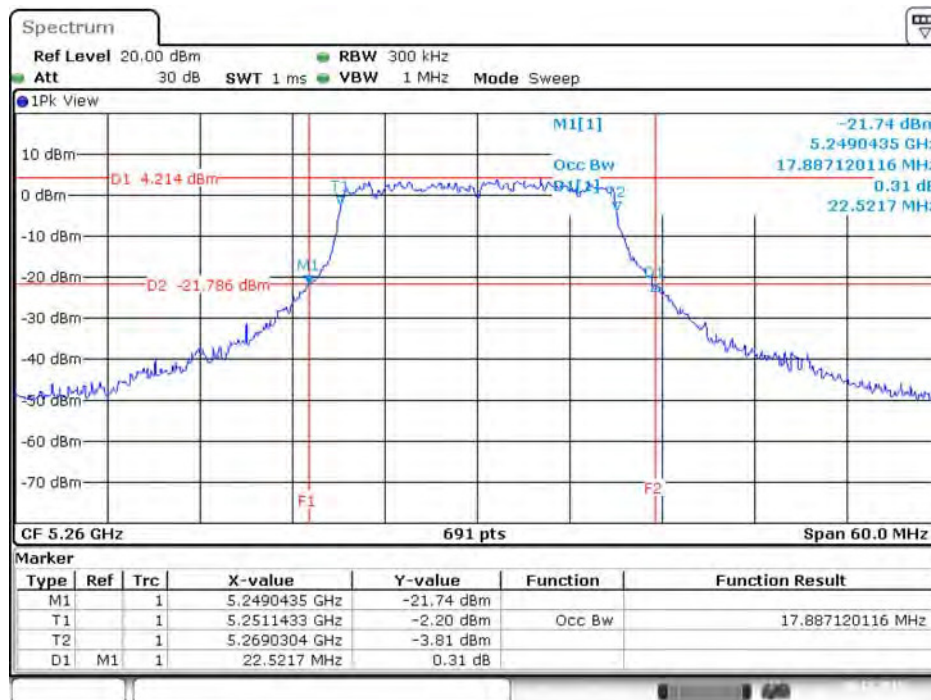
Date: 20.DEC.2015 12:20:00

26dB Bandwidth and 99% Occupied Bandwidth Plot on Configuration IEEE 802.11ac MCS0/Nss1 VHT80 / Chain 8 / 5610 MHz



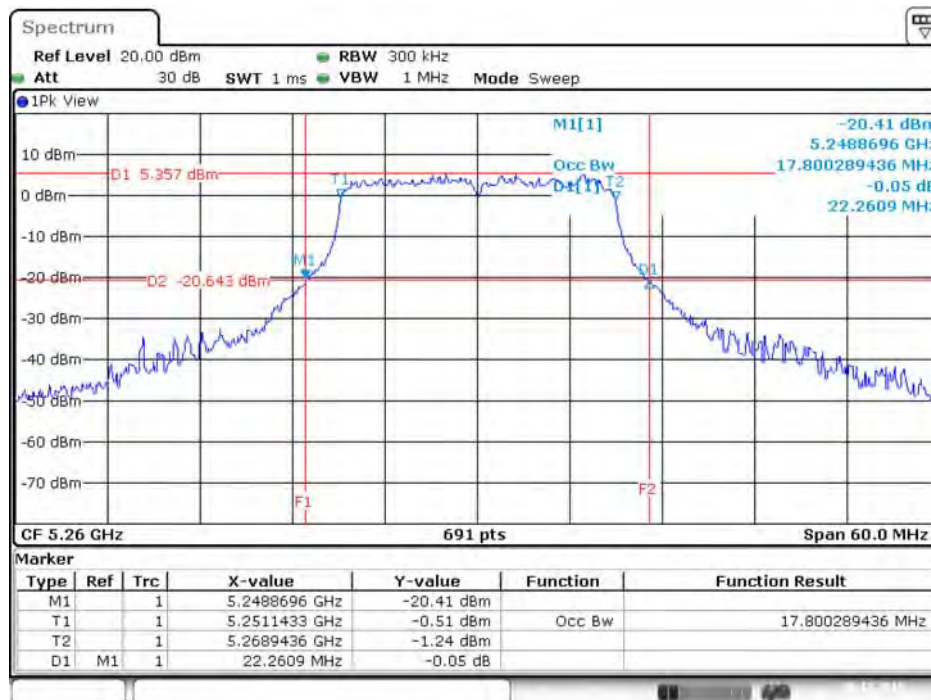
Date: 20.DEC.2015 12:19:21

26dB Bandwidth and 99% Occupied Bandwidth Plot on Configuration IEEE 802.11ac MCS0/Nss4 VHT20 / Chain 5 / 5260 MHz



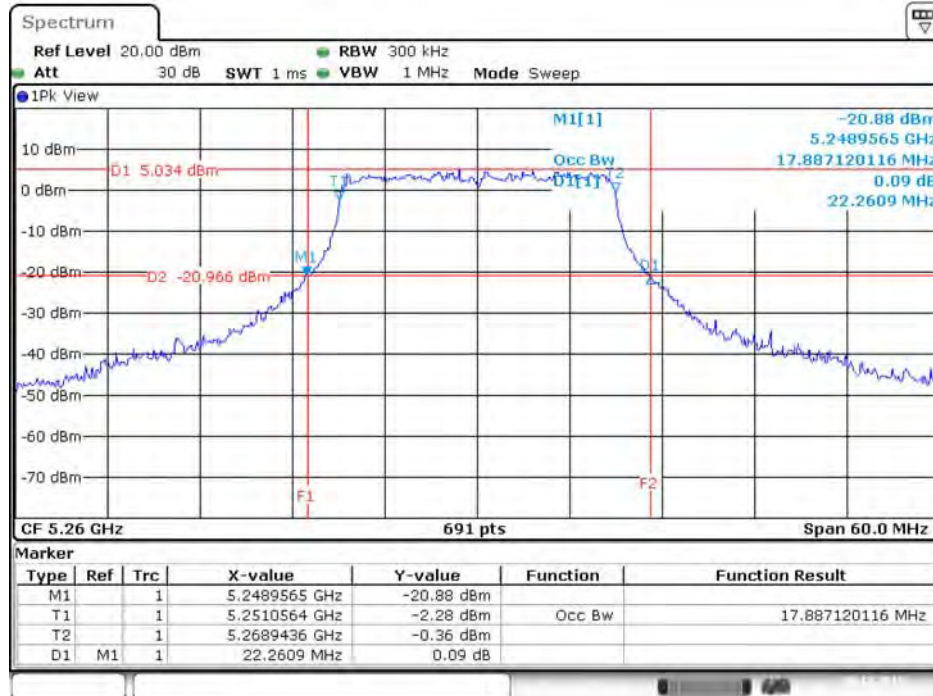
Date: 20.DEC.2015 14:18:03

26dB Bandwidth and 99% Occupied Bandwidth Plot on Configuration IEEE 802.11ac MCS0/Nss4 VHT20 / Chain 6 / 5260 MHz



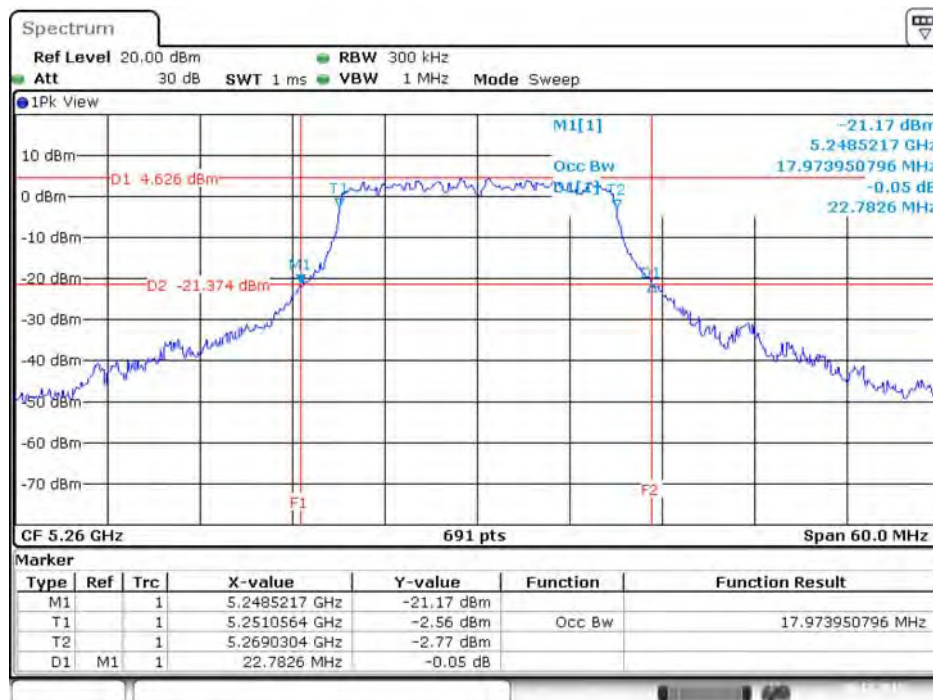
Date: 20.DEC.2015 14:18:34

26dB Bandwidth and 99% Occupied Bandwidth Plot on Configuration IEEE 802.11ac MCS0/Nss4 VHT20 / Chain 7 / 5260 MHz



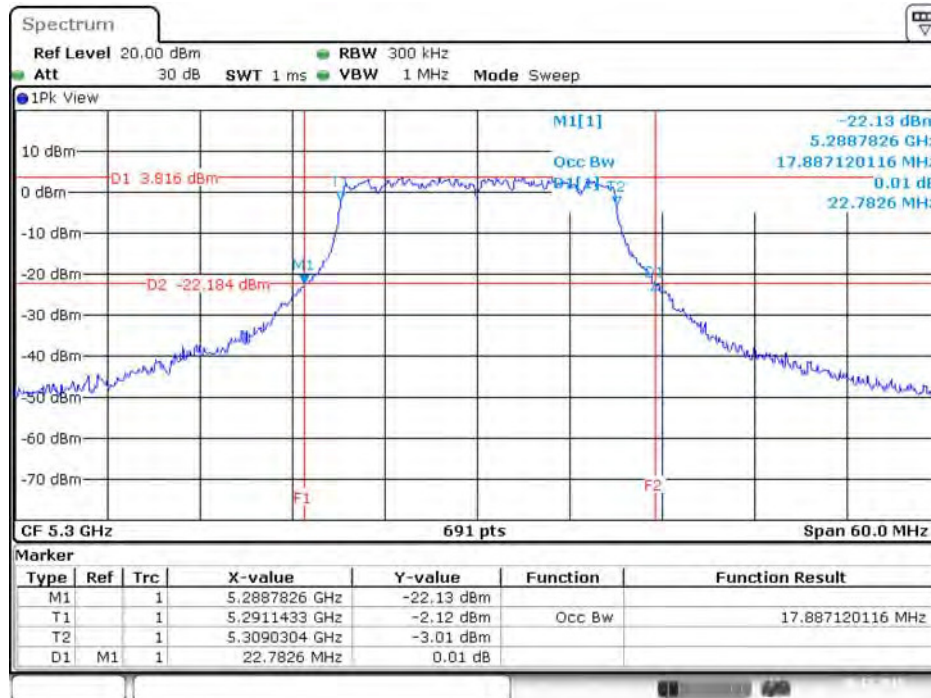
Date: 20.DEC.2015 14:18:53

26dB Bandwidth and 99% Occupied Bandwidth Plot on Configuration IEEE 802.11ac MCS0/Nss4 VHT20 / Chain 8 / 5260 MHz



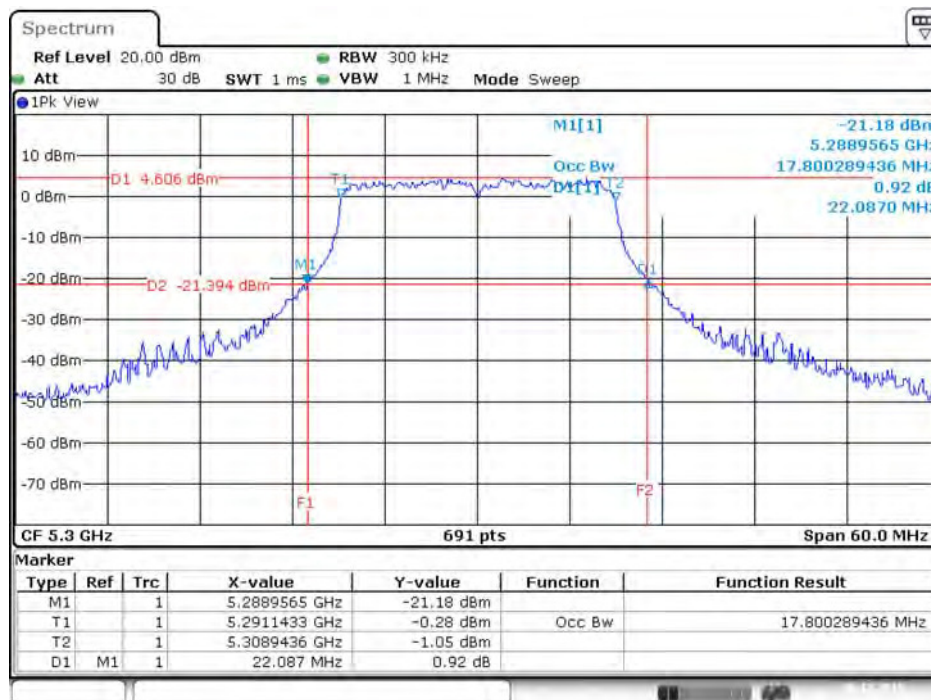
Date: 20.DEC.2015 14:19:19

26dB Bandwidth and 99% Occupied Bandwidth Plot on Configuration IEEE 802.11ac MCS0/Nss4 VHT20 / Chain 5 / 5300 MHz



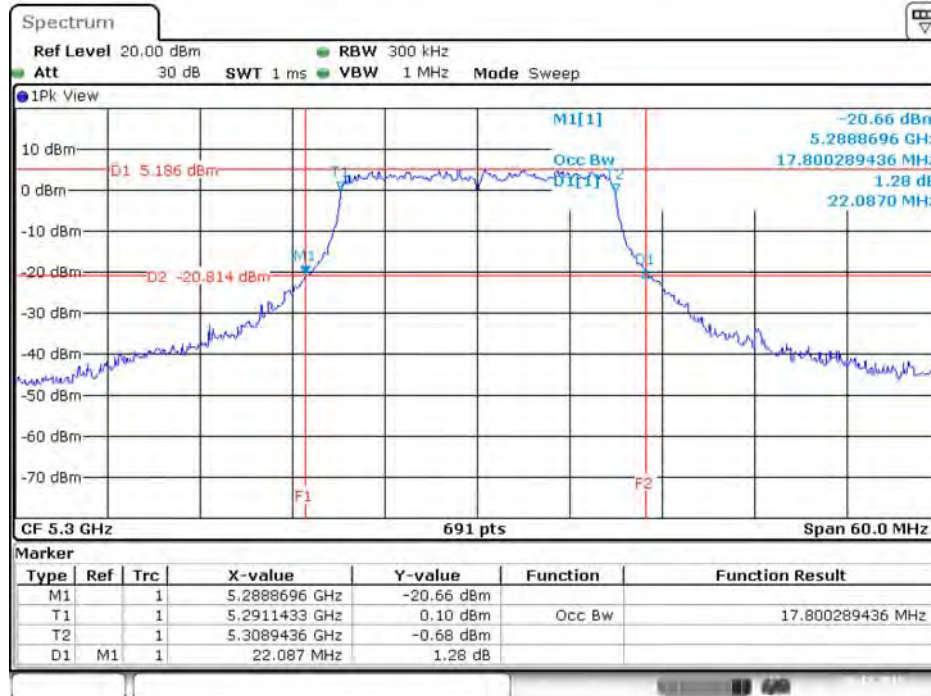
Date: 20.DEC.2015 14:22:45

26dB Bandwidth and 99% Occupied Bandwidth Plot on Configuration IEEE 802.11ac MCS0/Nss4 VHT20 / Chain 6 / 5300 MHz



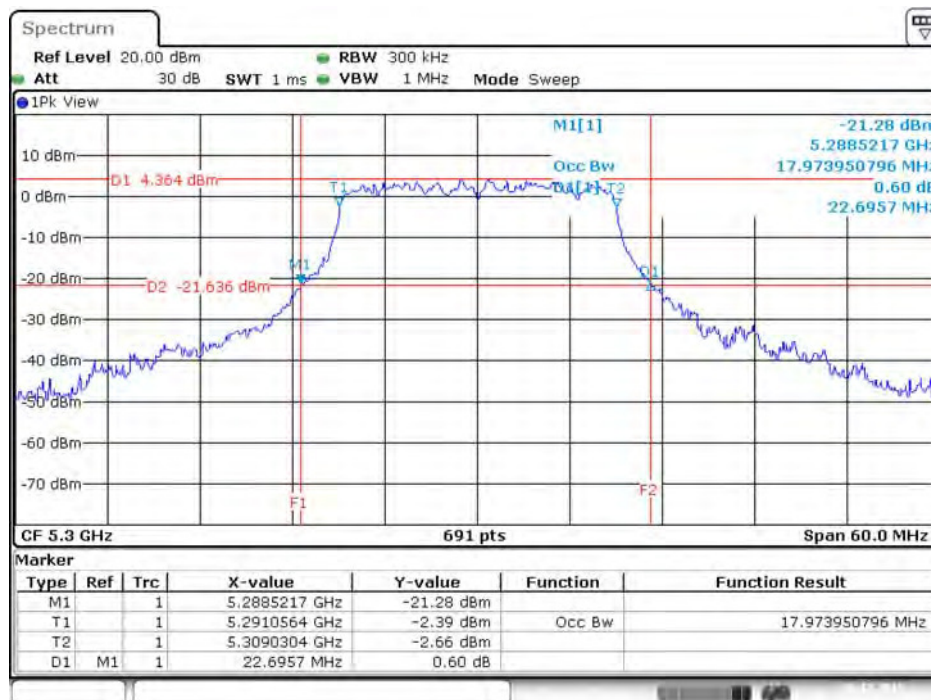
Date: 20.DEC.2015 14:22:21

26dB Bandwidth and 99% Occupied Bandwidth Plot on Configuration IEEE 802.11ac MCS0/Nss4 VHT20 / Chain 7 / 5300 MHz



Date: 20.DEC.2015 14:21:59

26dB Bandwidth and 99% Occupied Bandwidth Plot on Configuration IEEE 802.11ac MCS0/Nss4 VHT20 / Chain 8 / 5300 MHz



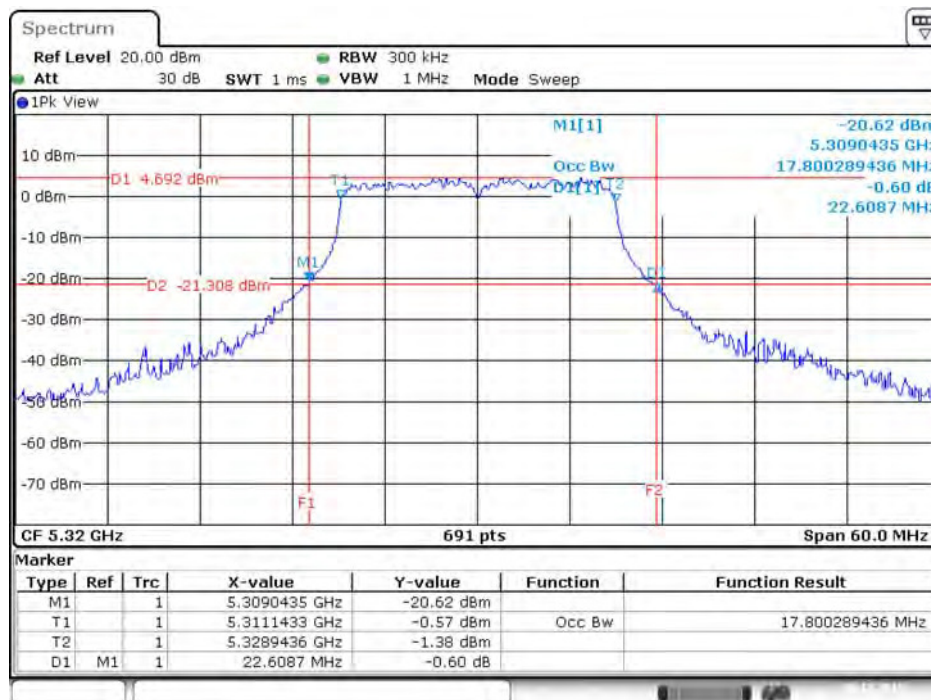
Date: 20.DEC.2015 14:21:35

26dB Bandwidth and 99% Occupied Bandwidth Plot on Configuration IEEE 802.11ac MCS0/Nss4 VHT20 / Chain 5 / 5320 MHz



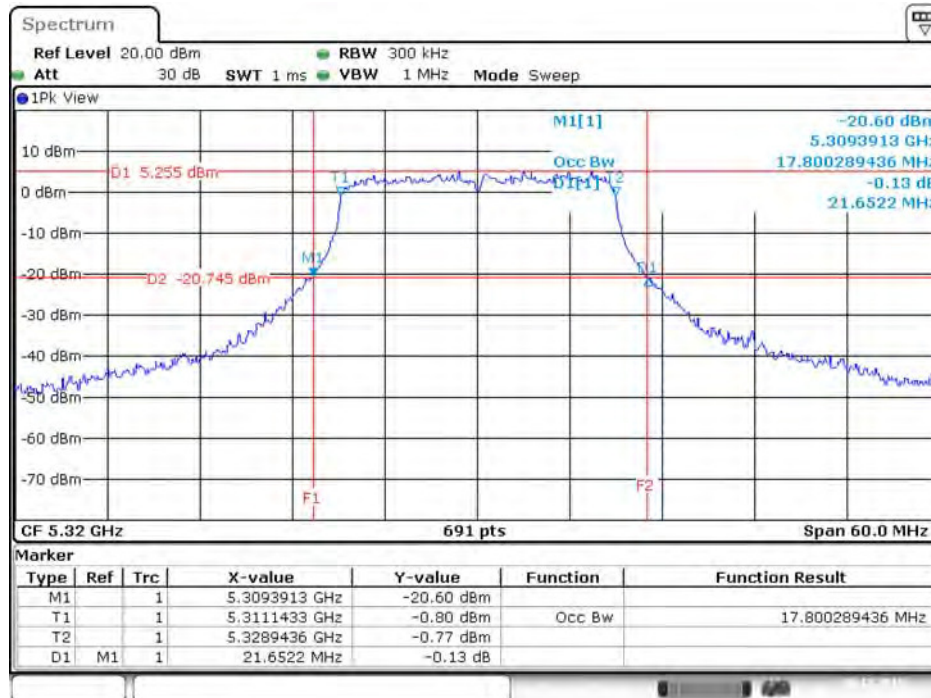
Date: 20.DEC.2015 14:23:52

26dB Bandwidth and 99% Occupied Bandwidth Plot on Configuration IEEE 802.11ac MCS0/Nss4 VHT20 / Chain 6 / 5320 MHz



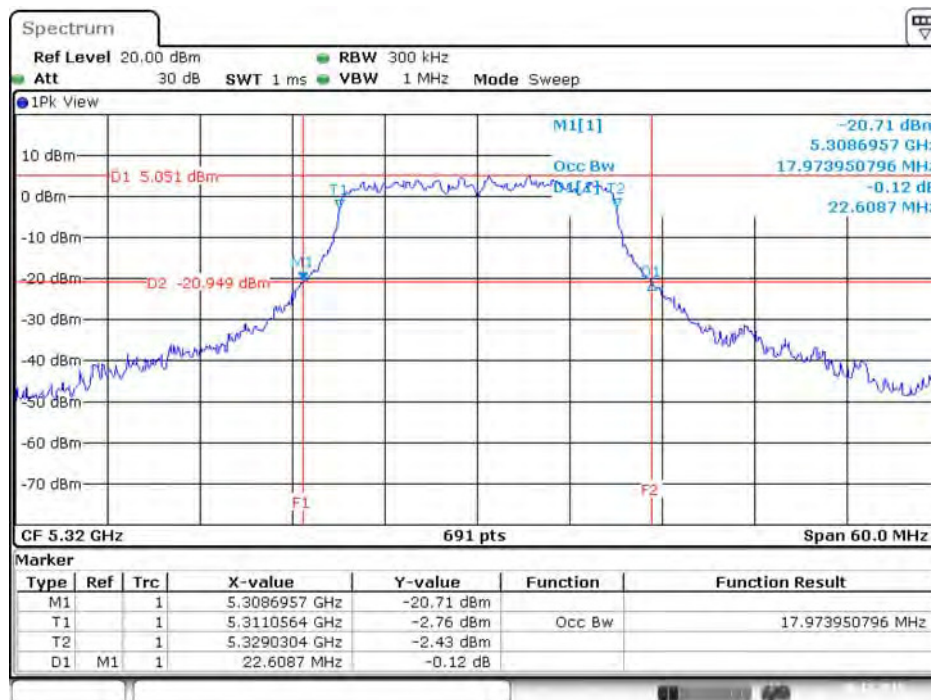
Date: 20.DEC.2015 14:24:10

26dB Bandwidth and 99% Occupied Bandwidth Plot on Configuration IEEE 802.11ac MCS0/Nss4 VHT20 / Chain 7 / 5320 MHz



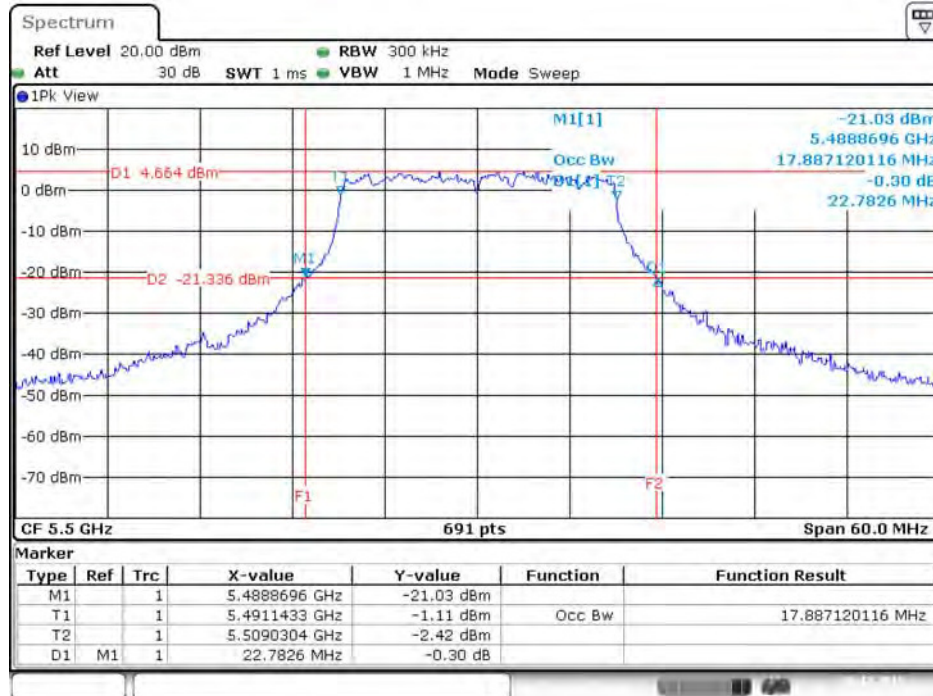
Date: 20.DEC.2015 14:24:29

26dB Bandwidth and 99% Occupied Bandwidth Plot on Configuration IEEE 802.11ac MCS0/Nss4 VHT20 / Chain 8 / 5320 MHz



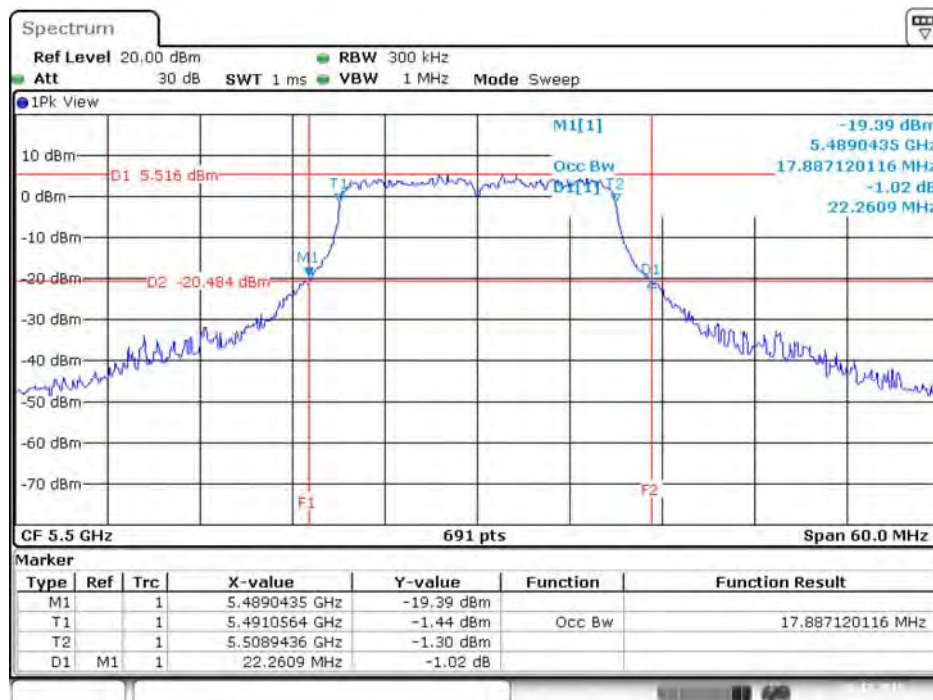
Date: 20.DEC.2015 14:24:53

26dB Bandwidth and 99% Occupied Bandwidth Plot on Configuration IEEE 802.11ac MCS0/Nss4 VHT20 / Chain 5 / 5500 MHz



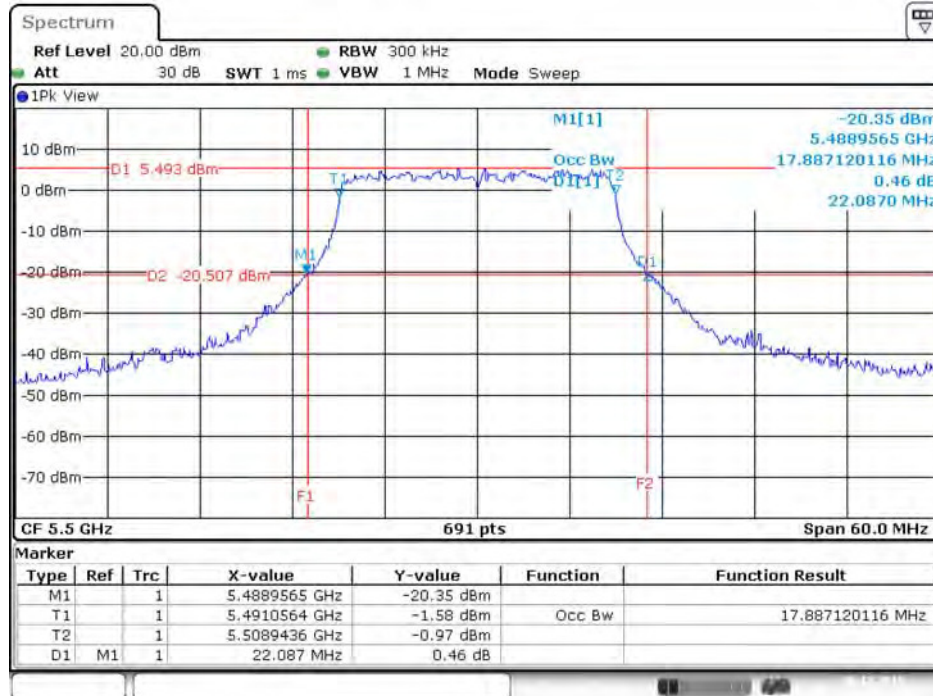
Date: 20.DEC.2015 14:27:48

26dB Bandwidth and 99% Occupied Bandwidth Plot on Configuration IEEE 802.11ac MCS0/Nss4 VHT20 / Chain 6 / 5500 MHz



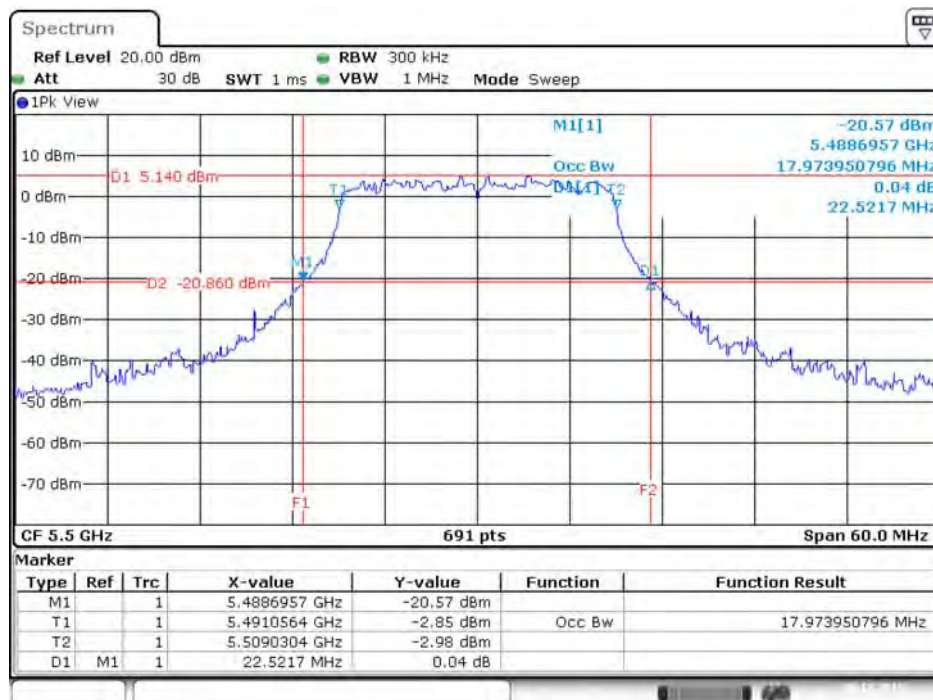
Date: 20.DEC.2015 14:27:11

26dB Bandwidth and 99% Occupied Bandwidth Plot on Configuration IEEE 802.11ac MCS0/Nss4 VHT20 / Chain 7 / 5500 MHz



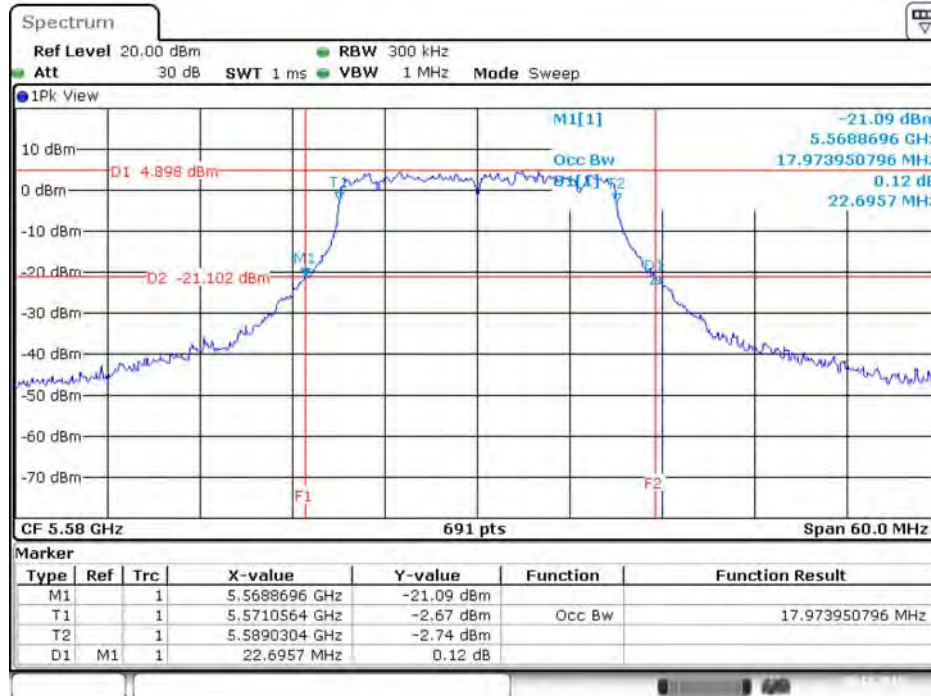
Date: 20.DEC.2015 14:26:45

26dB Bandwidth and 99% Occupied Bandwidth Plot on Configuration IEEE 802.11ac MCS0/Nss4 VHT20 / Chain 8 / 5500 MHz



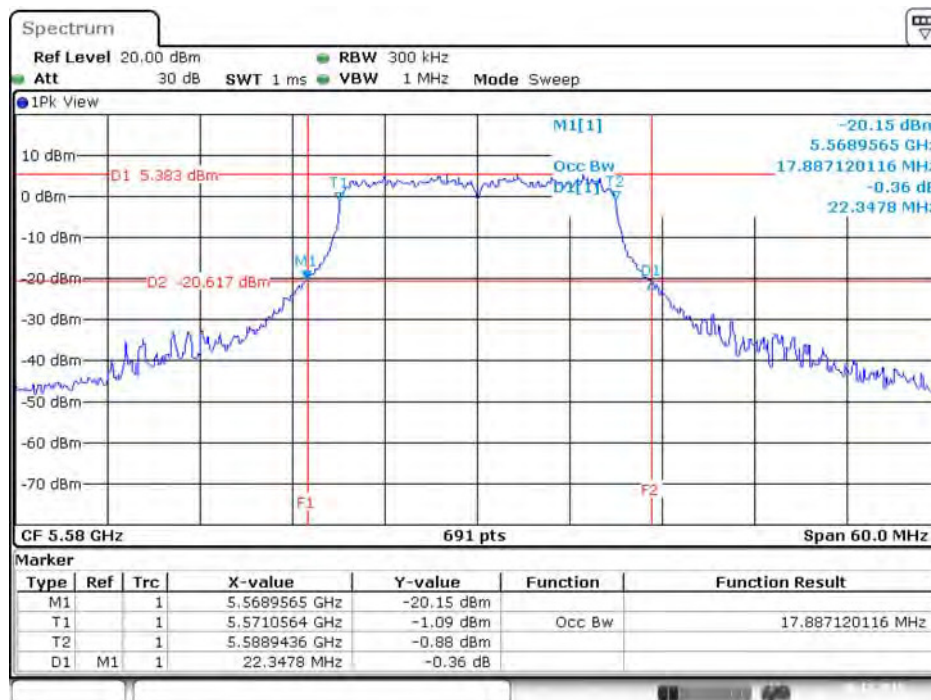
Date: 20.DEC.2015 14:26:14

26dB Bandwidth and 99% Occupied Bandwidth Plot on Configuration IEEE 802.11ac MCS0/Nss4 VHT20 / Chain 5 / 5580 MHz



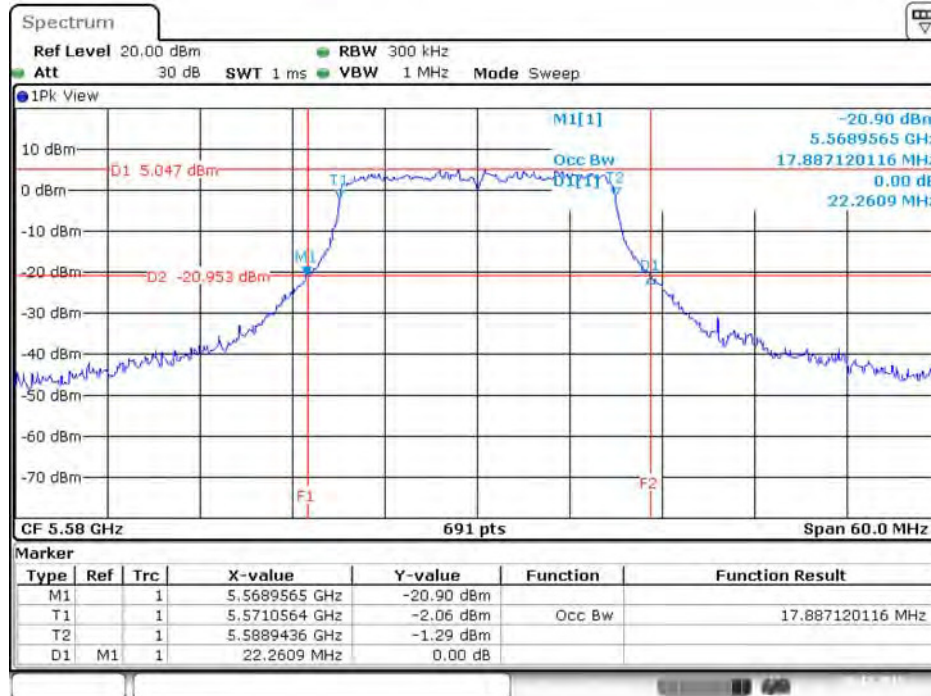
Date: 20.DEC.2015 14:28:43

26dB Bandwidth and 99% Occupied Bandwidth Plot on Configuration IEEE 802.11ac MCS0/Nss4 VHT20 / Chain 6 / 5580 MHz



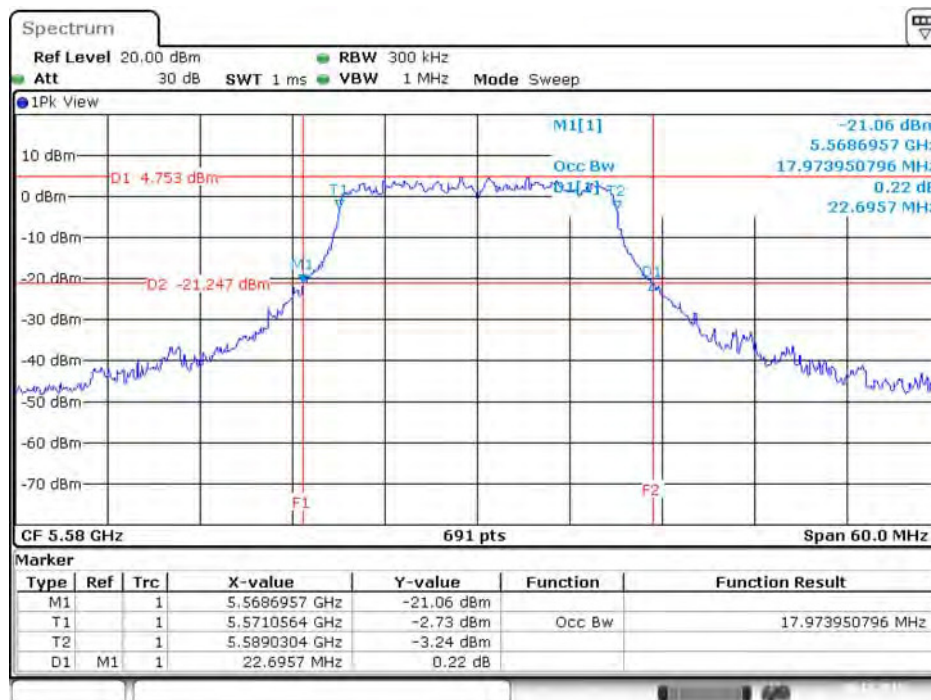
Date: 20.DEC.2015 14:29:06

26dB Bandwidth and 99% Occupied Bandwidth Plot on Configuration IEEE 802.11ac MCS0/Nss4 VHT20 / Chain 7 / 5580 MHz



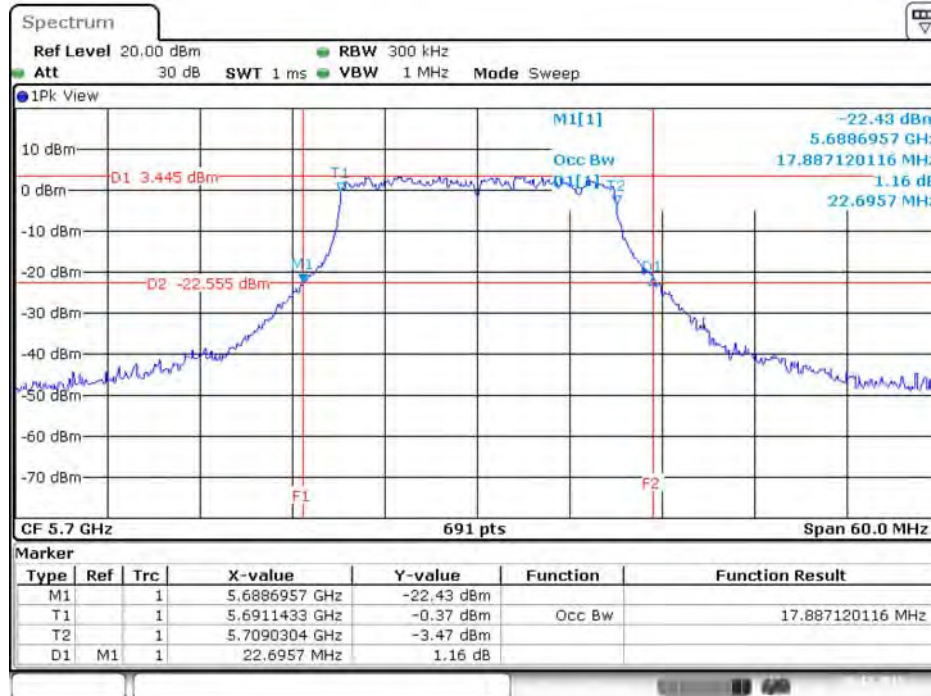
Date: 20.DEC.2015 14:29:32

26dB Bandwidth and 99% Occupied Bandwidth Plot on Configuration IEEE 802.11ac MCS0/Nss4 VHT20 / Chain 8 / 5580 MHz



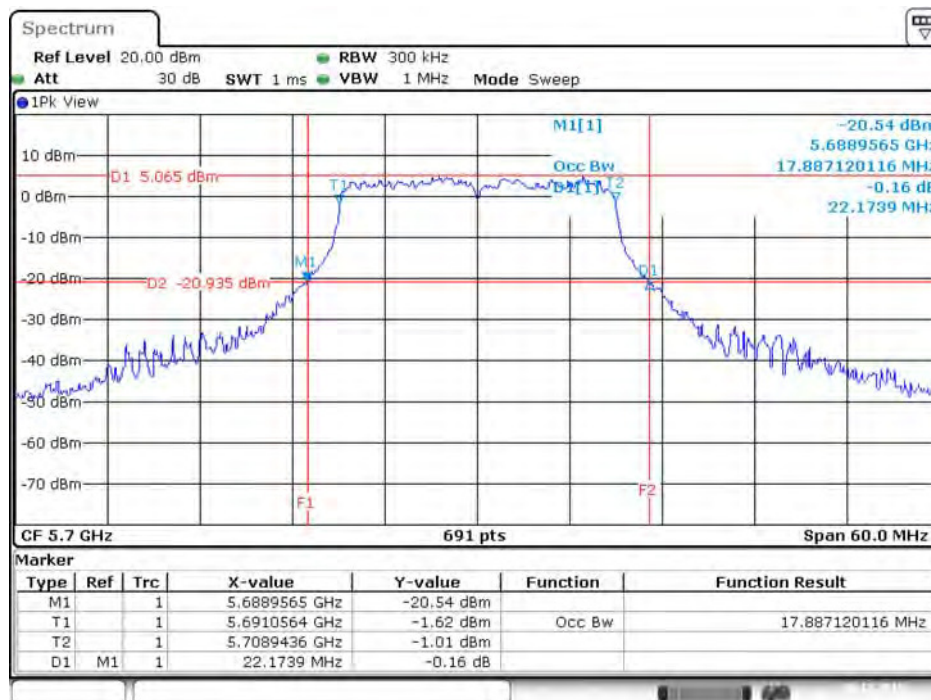
Date: 20.DEC.2015 14:29:52

26dB Bandwidth and 99% Occupied Bandwidth Plot on Configuration IEEE 802.11ac MCS0/Nss4 VHT20 / Chain 5 / 5700 MHz



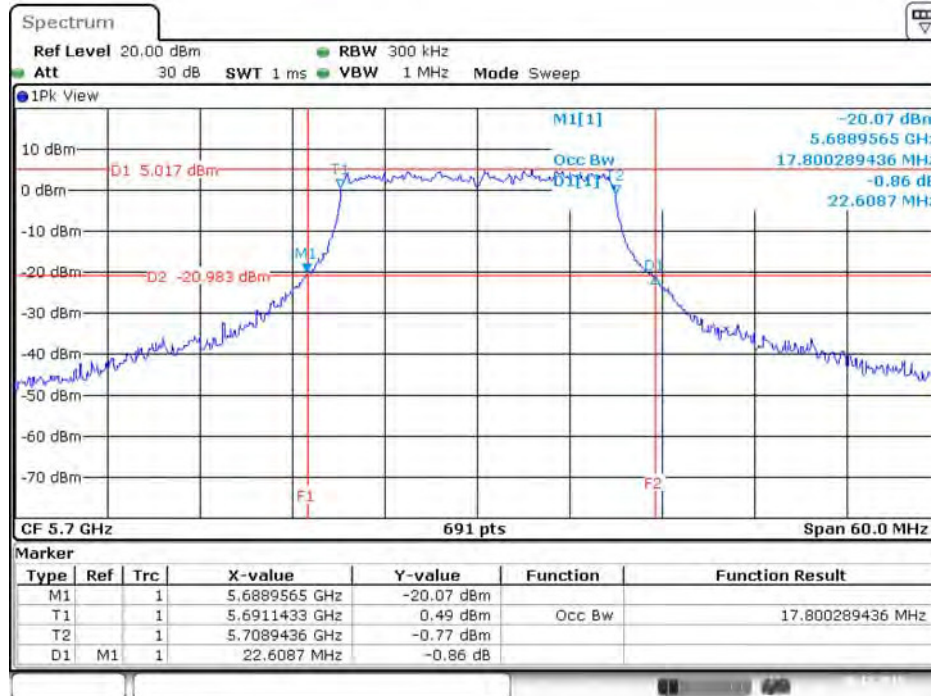
Date: 20.DEC.2015 14:32:37

26dB Bandwidth and 99% Occupied Bandwidth Plot on Configuration IEEE 802.11ac MCS0/Nss4 VHT20 / Chain 6 / 5700 MHz



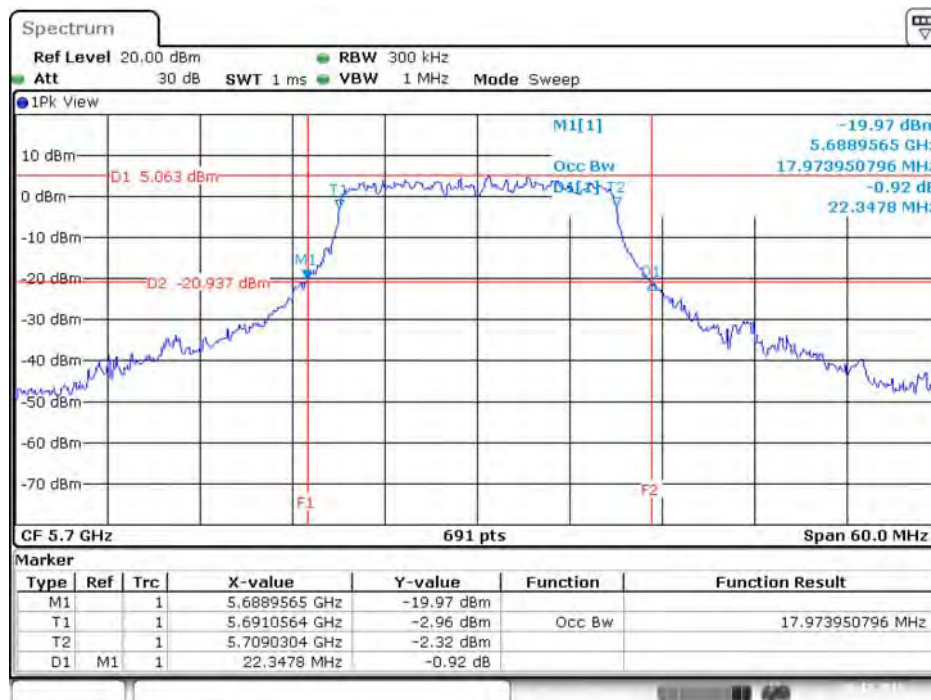
Date: 20.DEC.2015 14:32:08

26dB Bandwidth and 99% Occupied Bandwidth Plot on Configuration IEEE 802.11ac MCS0/Nss4 VHT20 / Chain 7 / 5700 MHz



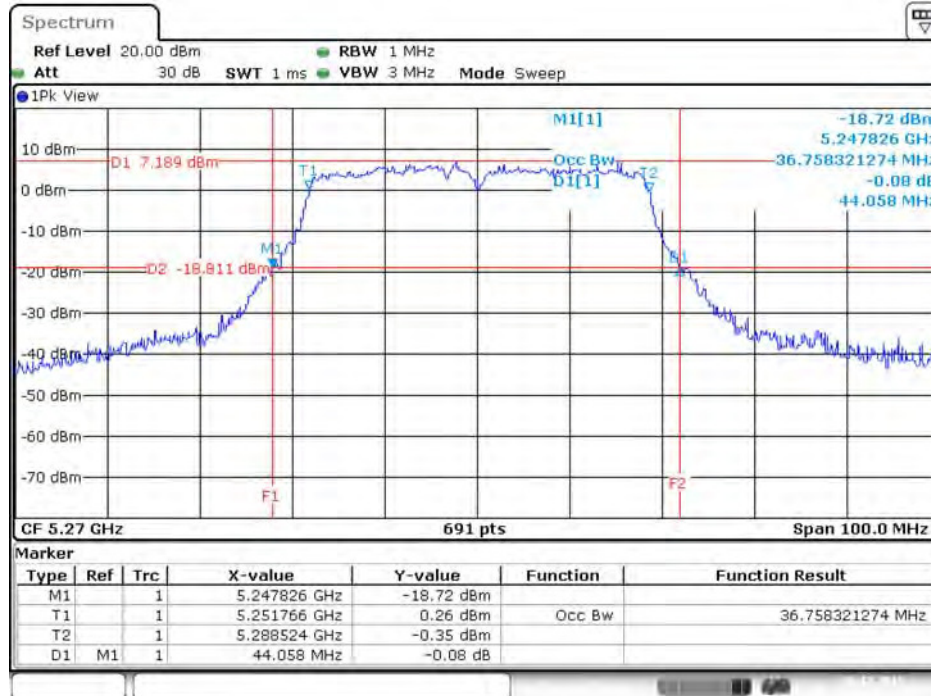
Date: 20.DEC.2015 14:31:30

26dB Bandwidth and 99% Occupied Bandwidth Plot on Configuration IEEE 802.11ac MCS0/Nss4 VHT20 / Chain 8 / 5700 MHz



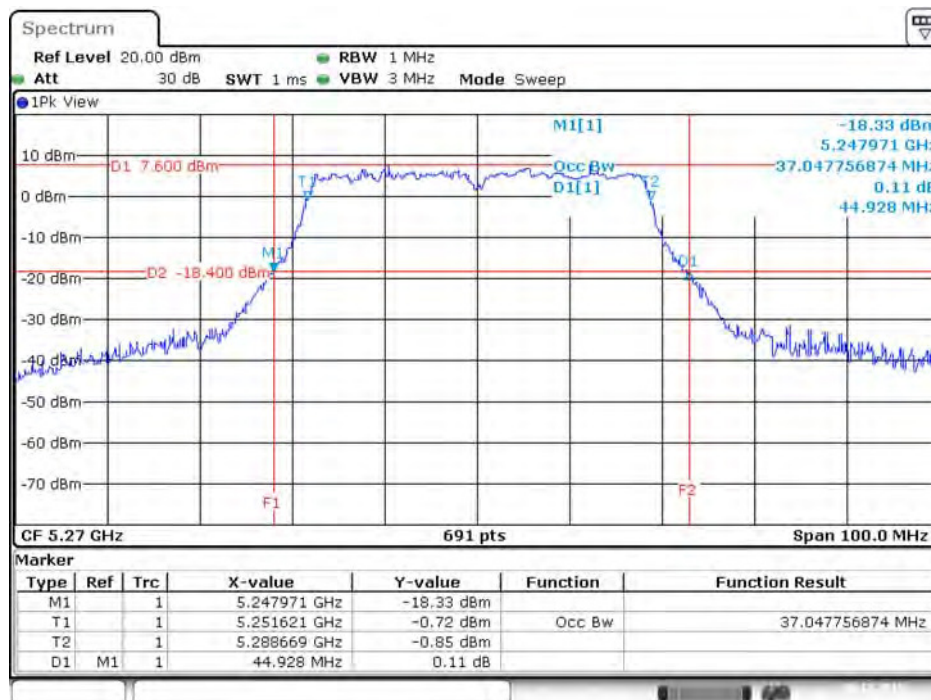
Date: 20.DEC.2015 14:31:08

26dB Bandwidth and 99% Occupied Bandwidth Plot on Configuration IEEE 802.11ac MCS0/Nss4 VHT40 / Chain 5 / 5270 MHz



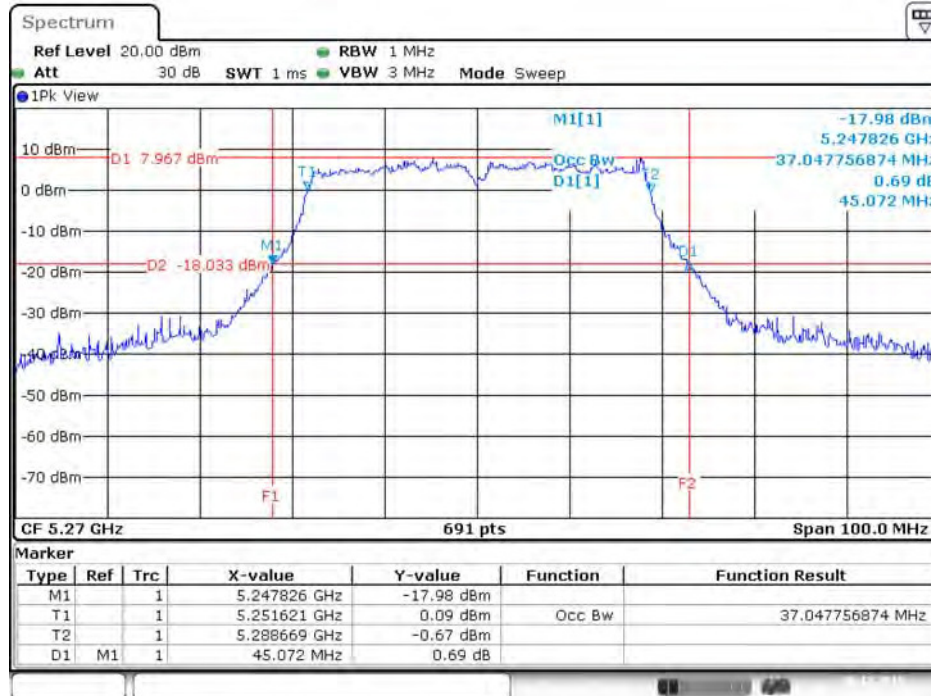
Date: 20.DEC.2015 13:28:25

26dB Bandwidth and 99% Occupied Bandwidth Plot on Configuration IEEE 802.11ac MCS0/Nss4 VHT40 / Chain 6 / 5270 MHz



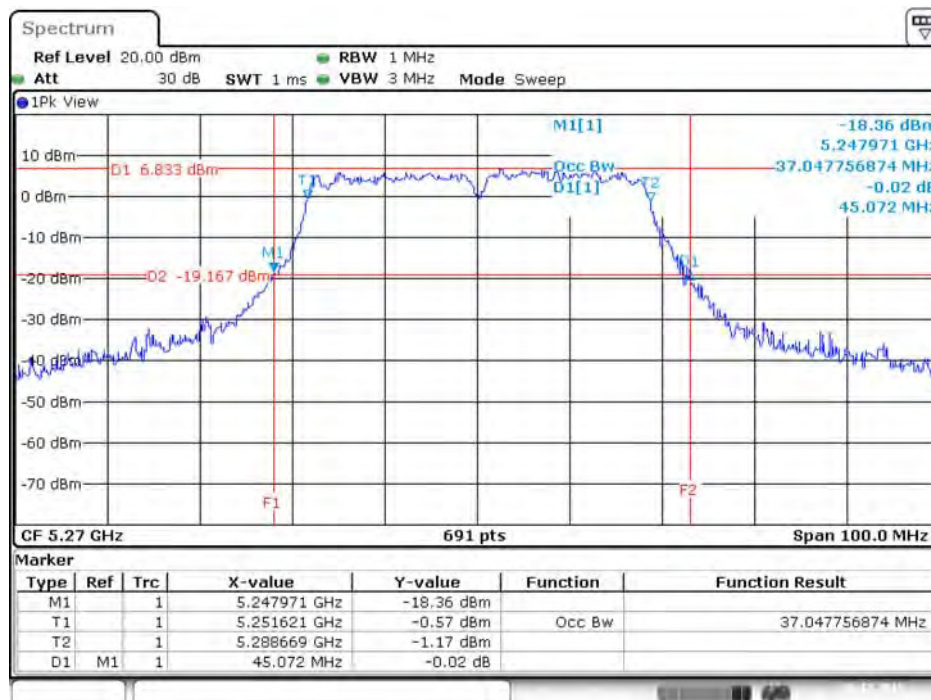
Date: 20.DEC.2015 13:30:36

26dB Bandwidth and 99% Occupied Bandwidth Plot on Configuration IEEE 802.11ac MCS0/Nss4 VHT40 / Chain 7 / 5270 MHz



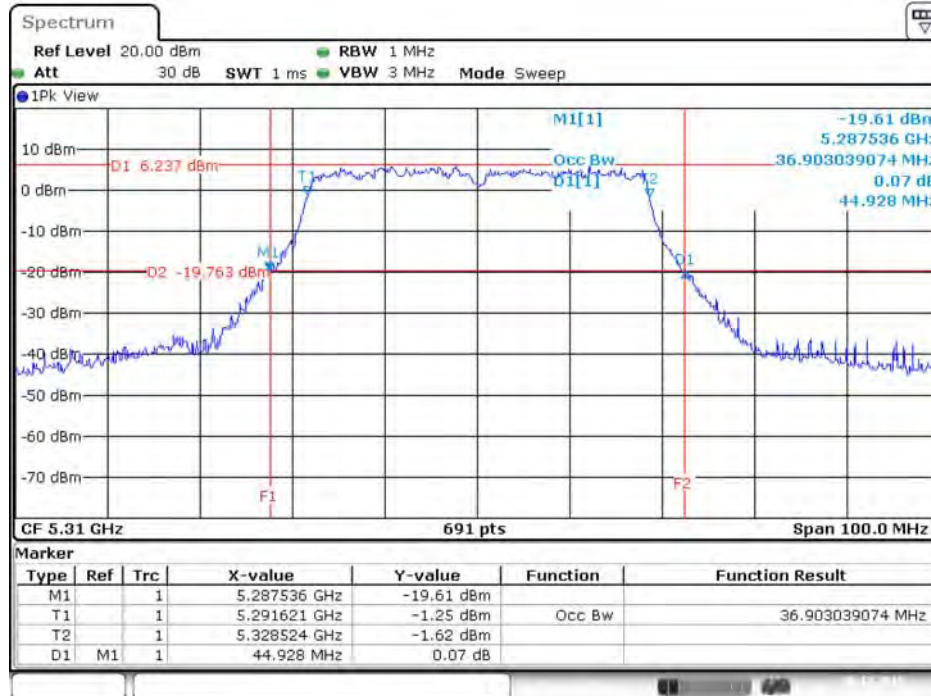
Date: 20.DEC.2015 13:31:05

26dB Bandwidth and 99% Occupied Bandwidth Plot on Configuration IEEE 802.11ac MCS0/Nss4 VHT40 / Chain 8 / 5270 MHz



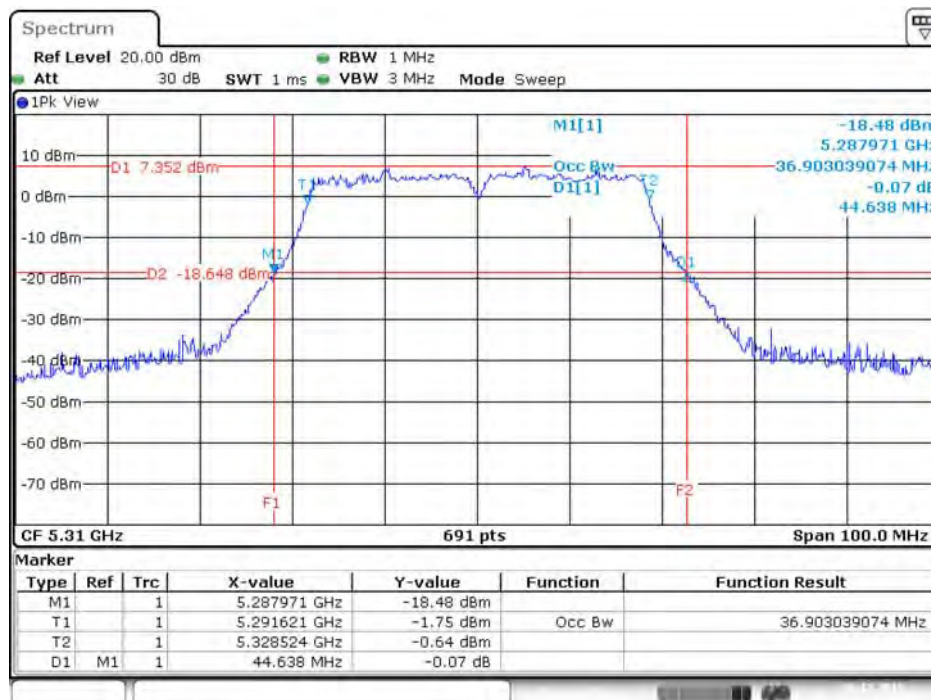
Date: 20.DEC.2015 13:31:34

26dB Bandwidth and 99% Occupied Bandwidth Plot on Configuration IEEE 802.11ac MCS0/Nss4 VHT40 / Chain 5 / 5310 MHz



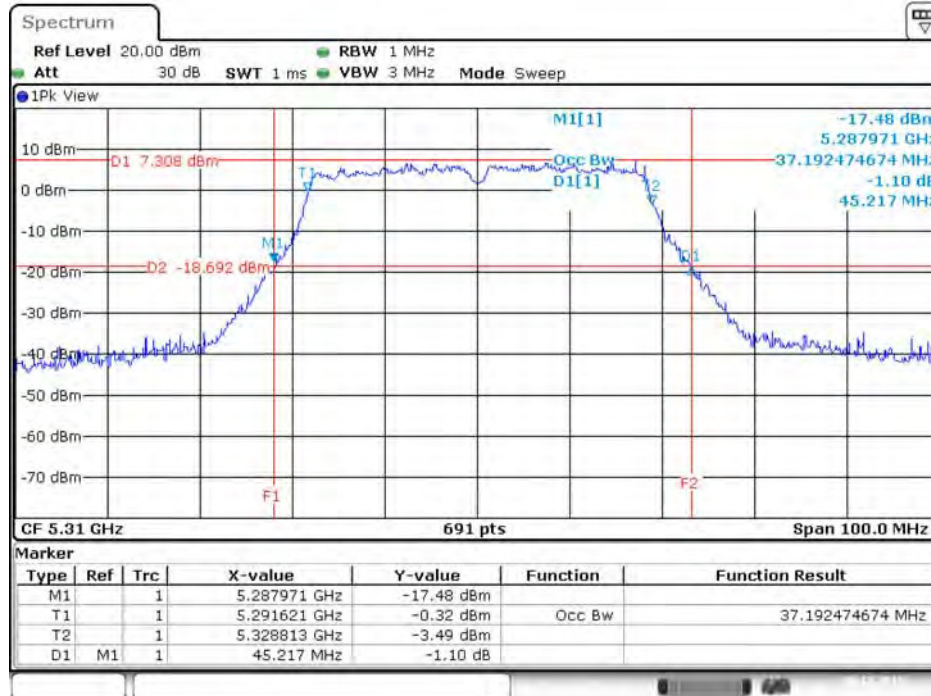
Date: 20.DEC.2015 13:34:35

26dB Bandwidth and 99% Occupied Bandwidth Plot on Configuration IEEE 802.11ac MCS0/Nss4 VHT40 / Chain 6 / 5310 MHz



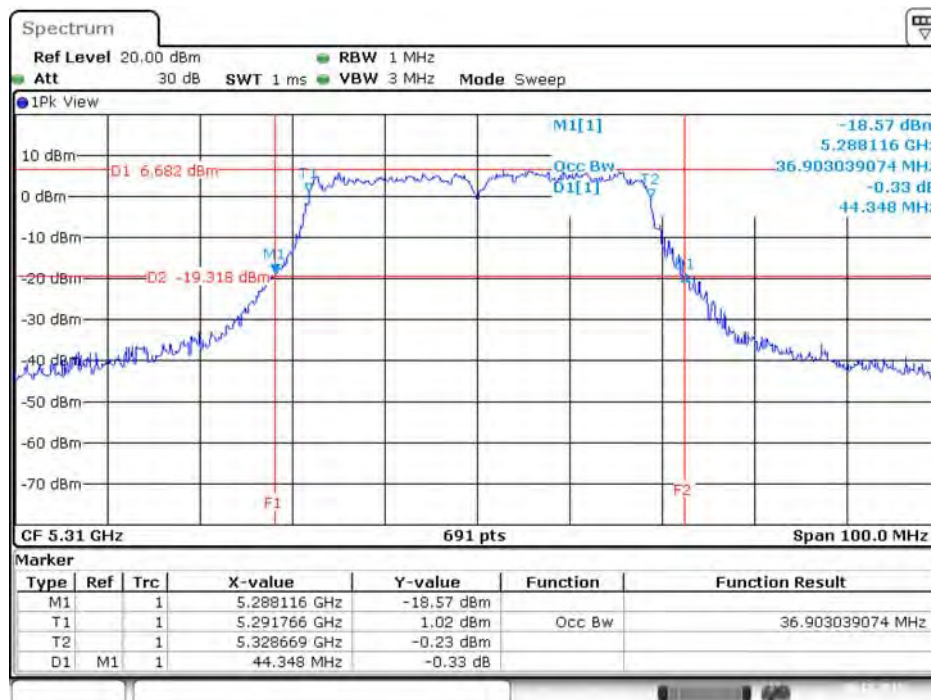
Date: 20.DEC.2015 13:34:00

26dB Bandwidth and 99% Occupied Bandwidth Plot on Configuration IEEE 802.11ac MCS0/Nss4 VHT40 / Chain 7 / 5310 MHz



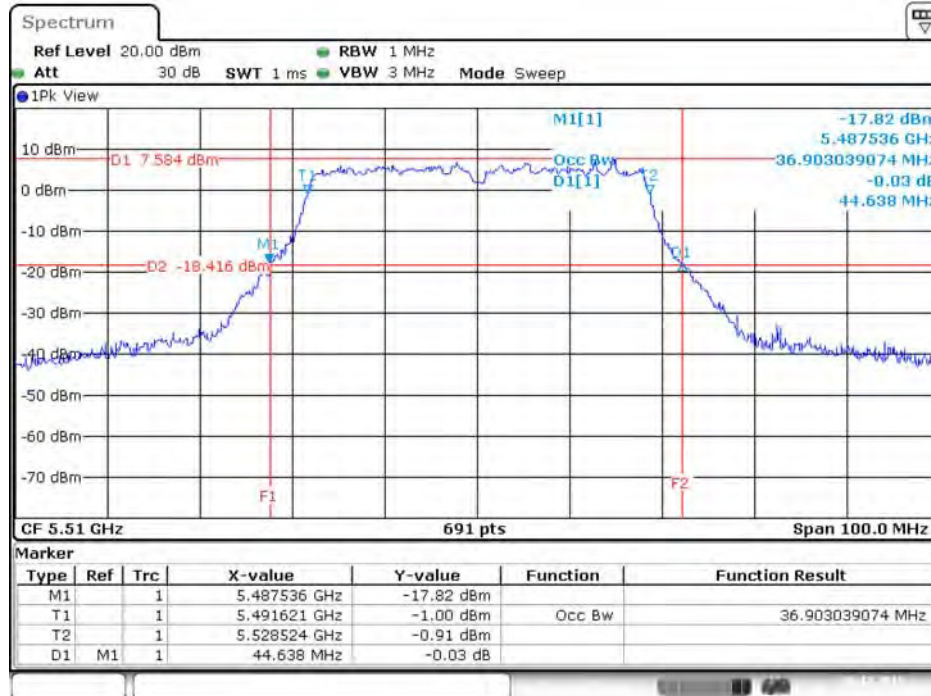
Date: 20.DEC.2015 13:33:32

26dB Bandwidth and 99% Occupied Bandwidth Plot on Configuration IEEE 802.11ac MCS0/Nss4 VHT40 / Chain 8 / 5310 MHz



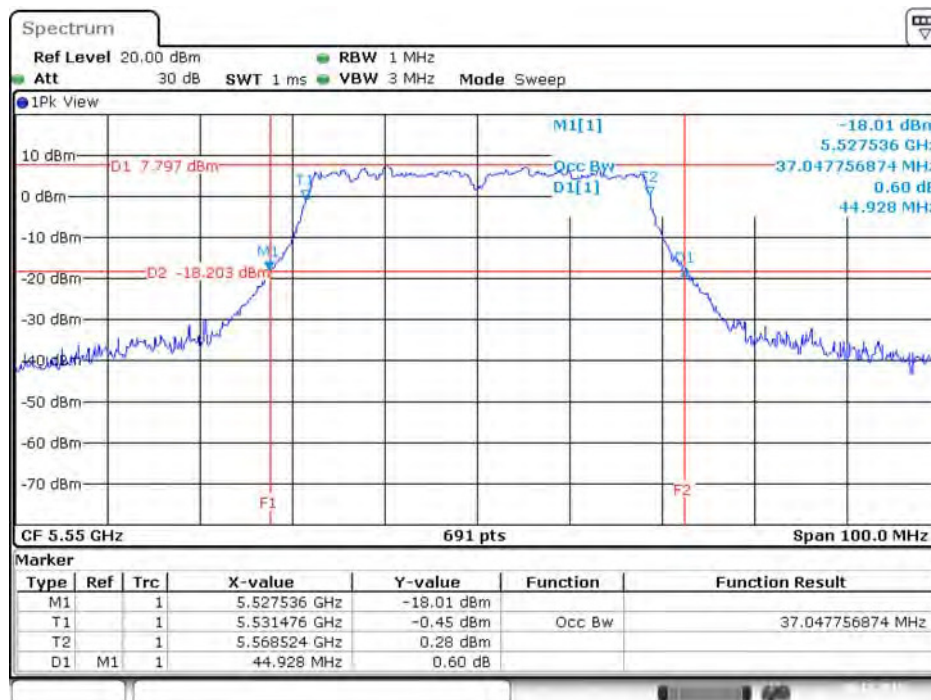
Date: 20.DEC.2015 13:32:32

26dB Bandwidth and 99% Occupied Bandwidth Plot on Configuration IEEE 802.11ac MCS0/Nss4 VHT40 / Chain 5 / 5510 MHz



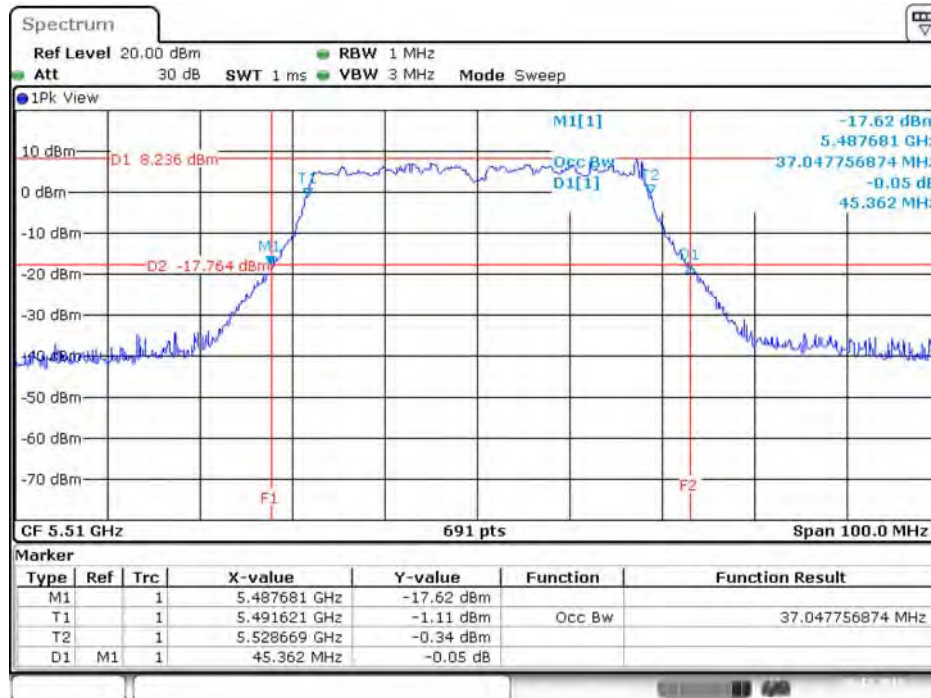
Date: 20.DEC.2015 13:36:02

26dB Bandwidth and 99% Occupied Bandwidth Plot on Configuration IEEE 802.11ac MCS0/Nss4 VHT40 / Chain 6 / 5510 MHz



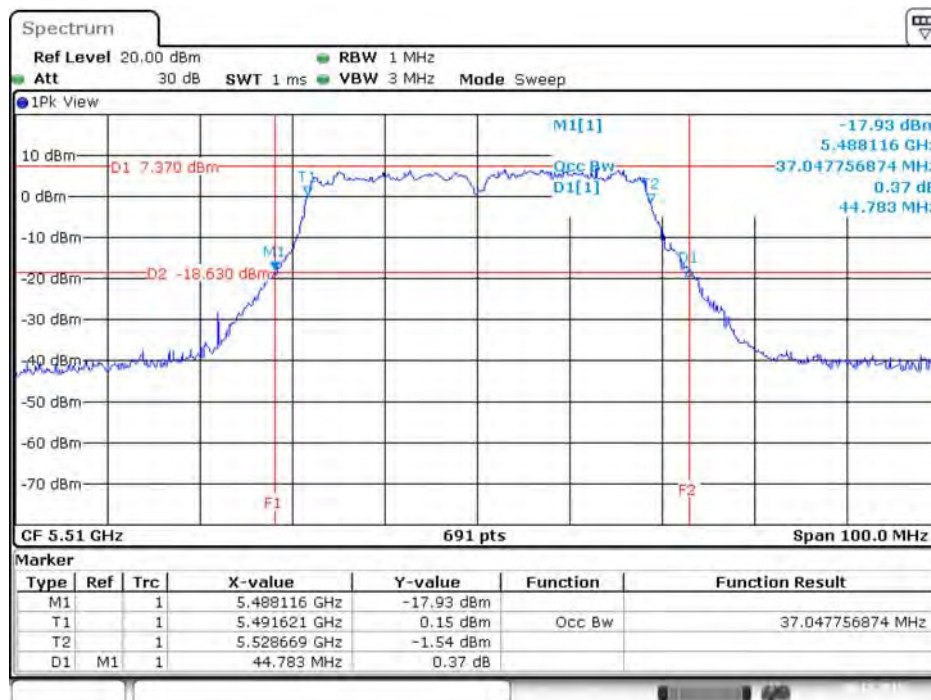
Date: 20.DEC.2015 13:40:26

26dB Bandwidth and 99% Occupied Bandwidth Plot on Configuration IEEE 802.11ac MCS0/Nss4 VHT40 / Chain 7 / 5510 MHz



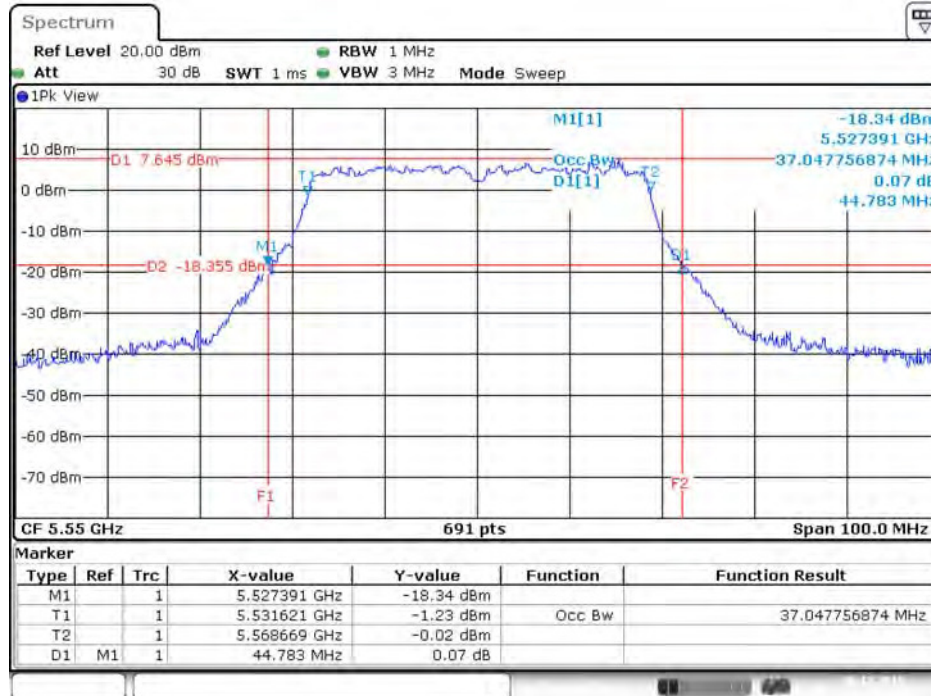
Date: 20.DEC.2015 13:36:50

26dB Bandwidth and 99% Occupied Bandwidth Plot on Configuration IEEE 802.11ac MCS0/Nss4 VHT40 / Chain 8 / 5510 MHz



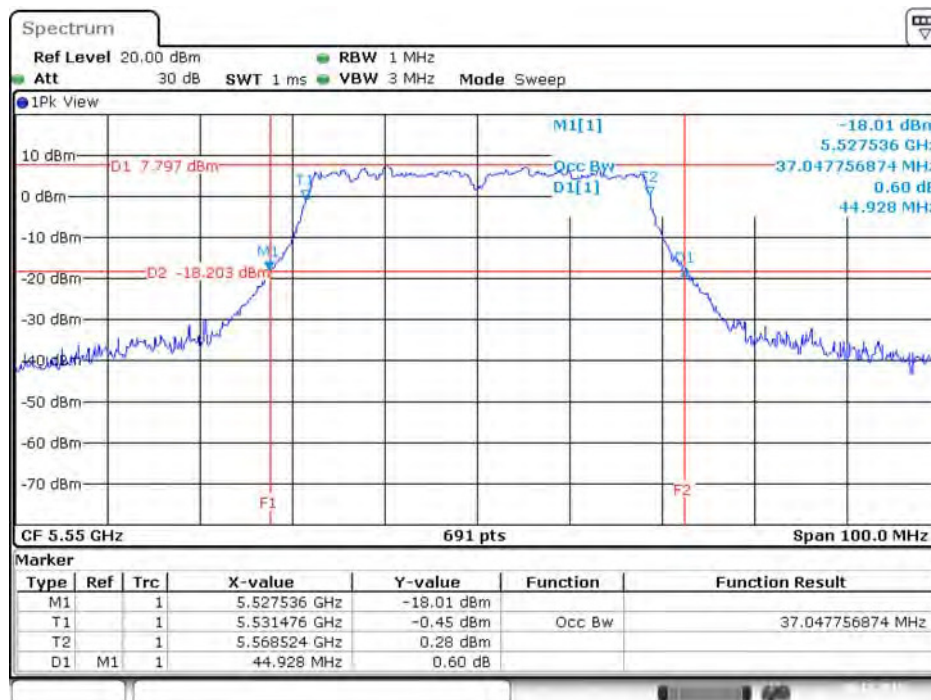
Date: 20.DEC.2015 13:37:19

26dB Bandwidth and 99% Occupied Bandwidth Plot on Configuration IEEE 802.11ac MCS0/Nss4 VHT40 / Chain 5 / 5550 MHz



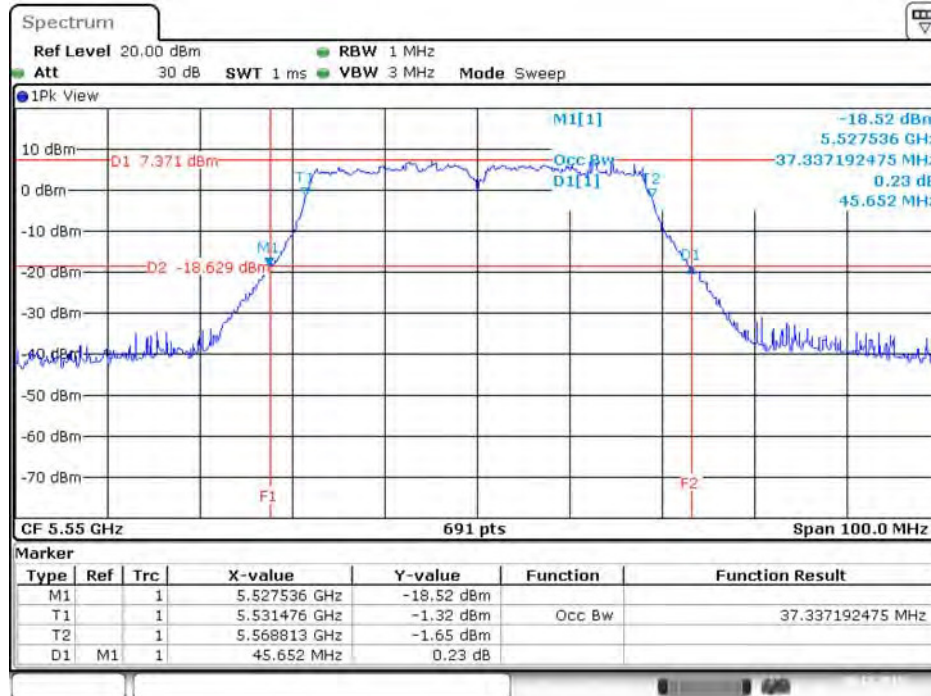
Date: 20.DEC.2015 13:41:02

26dB Bandwidth and 99% Occupied Bandwidth Plot on Configuration IEEE 802.11ac MCS0/Nss4 VHT40 / Chain 6 / 5550 MHz



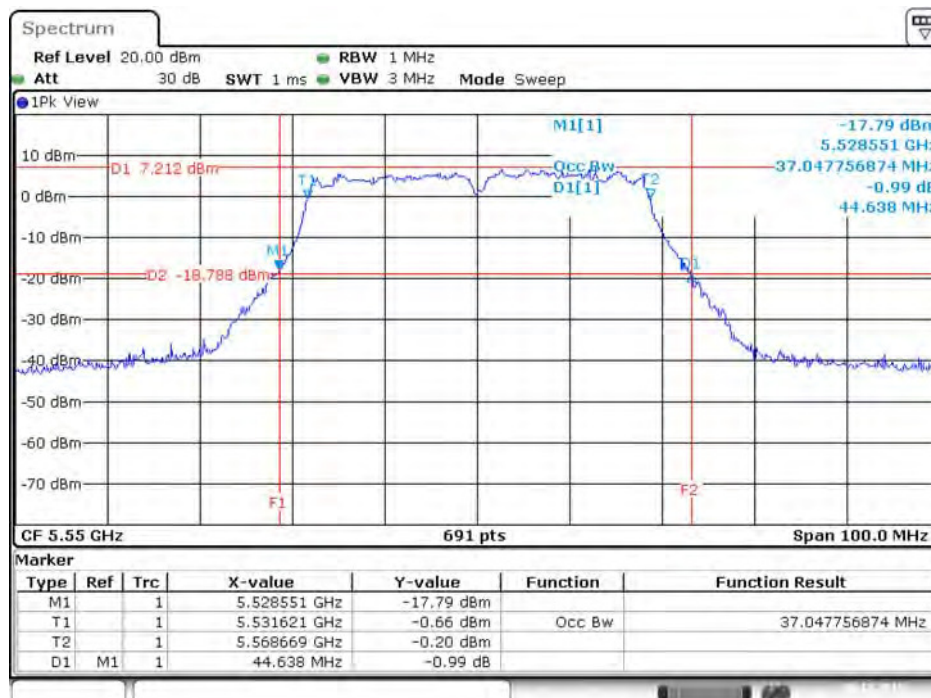
Date: 20.DEC.2015 13:40:26

26dB Bandwidth and 99% Occupied Bandwidth Plot on Configuration IEEE 802.11ac MCS0/Nss4 VHT40 / Chain 7 / 5550 MHz



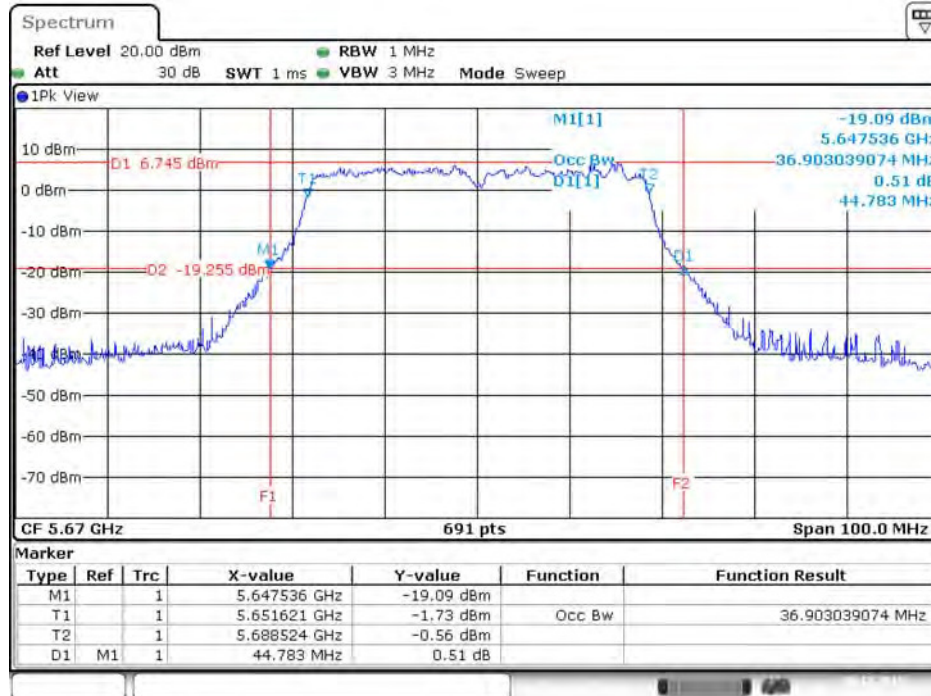
Date: 20.DEC.2015 13:40:07

26dB Bandwidth and 99% Occupied Bandwidth Plot on Configuration IEEE 802.11ac MCS0/Nss4 VHT40 / Chain 8 / 5550 MHz



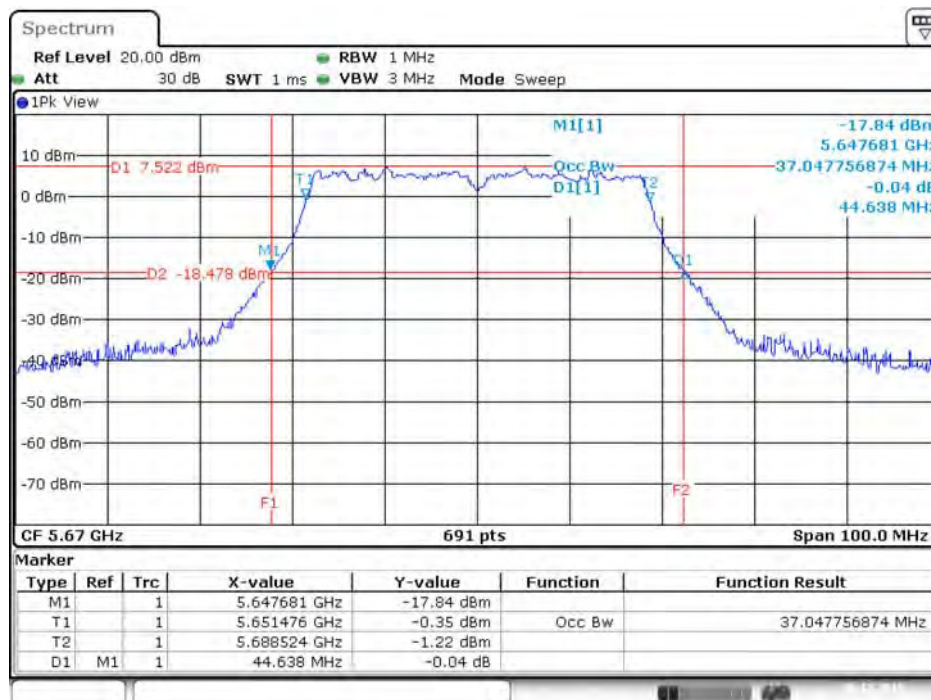
Date: 20.DEC.2015 13:38:26

26dB Bandwidth and 99% Occupied Bandwidth Plot on Configuration IEEE 802.11ac MCS0/Nss4 VHT40 / Chain 5 / 5670 MHz



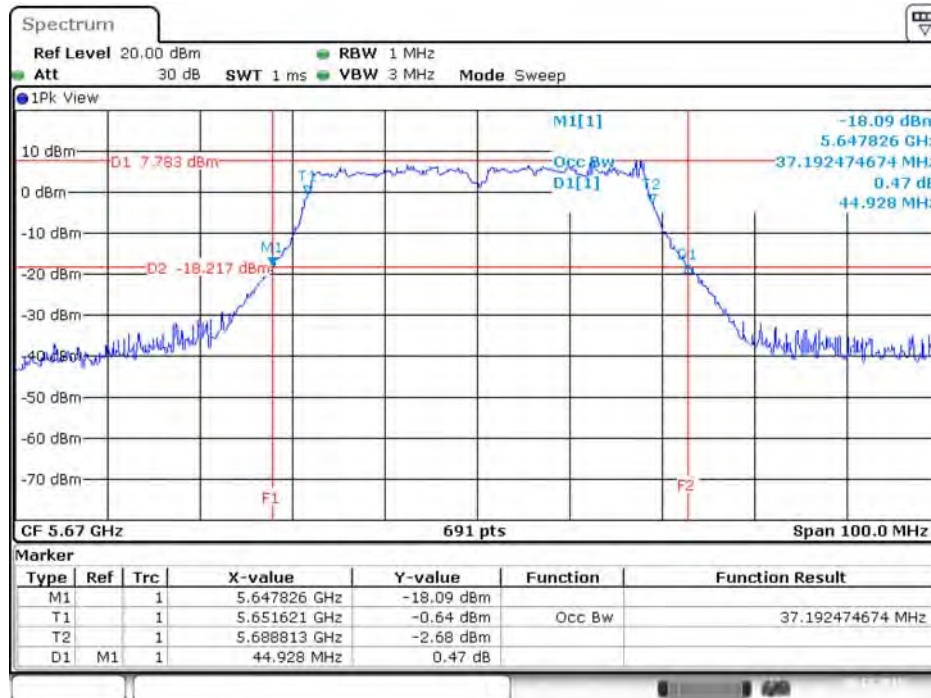
Date: 20.DEC.2015 13:43:47

26dB Bandwidth and 99% Occupied Bandwidth Plot on Configuration IEEE 802.11ac MCS0/Nss4 VHT40 / Chain 6 / 5670 MHz



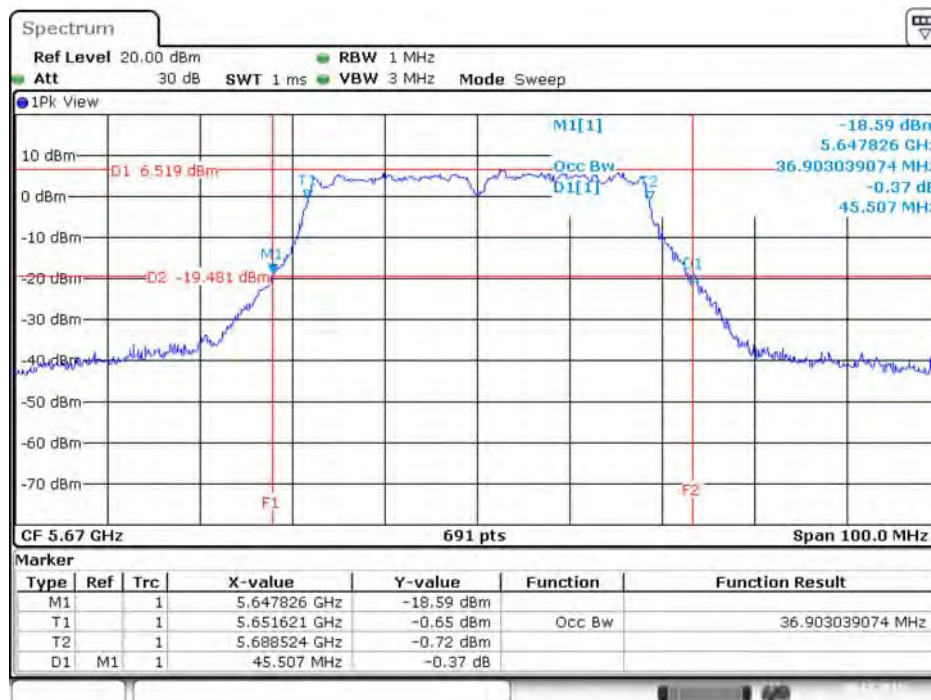
Date: 20.DEC.2015 13:44:12

26dB Bandwidth and 99% Occupied Bandwidth Plot on Configuration IEEE 802.11ac MCS0/Nss4 VHT40 / Chain 7 / 5670 MHz



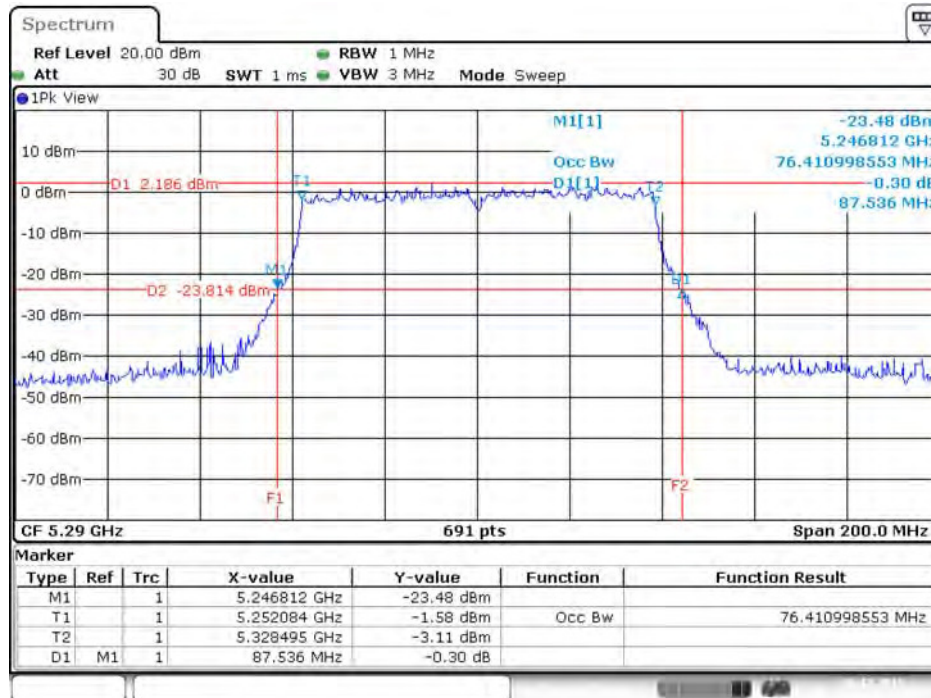
Date: 20.DEC.2015 13:44:49

26dB Bandwidth and 99% Occupied Bandwidth Plot on Configuration IEEE 802.11ac MCS0/Nss4 VHT40 / Chain 8 / 5670 MHz



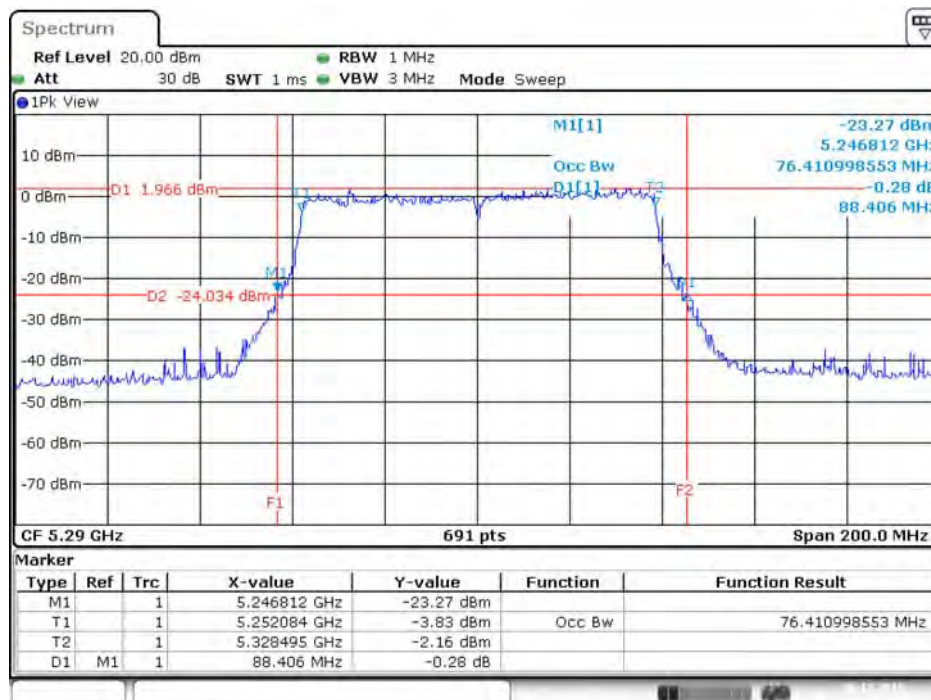
Date: 20.DEC.2015 13:45:29

26dB Bandwidth and 99% Occupied Bandwidth Plot on Configuration IEEE 802.11ac MCS0/Nss4 VHT80 / Chain 5 / 5290 MHz



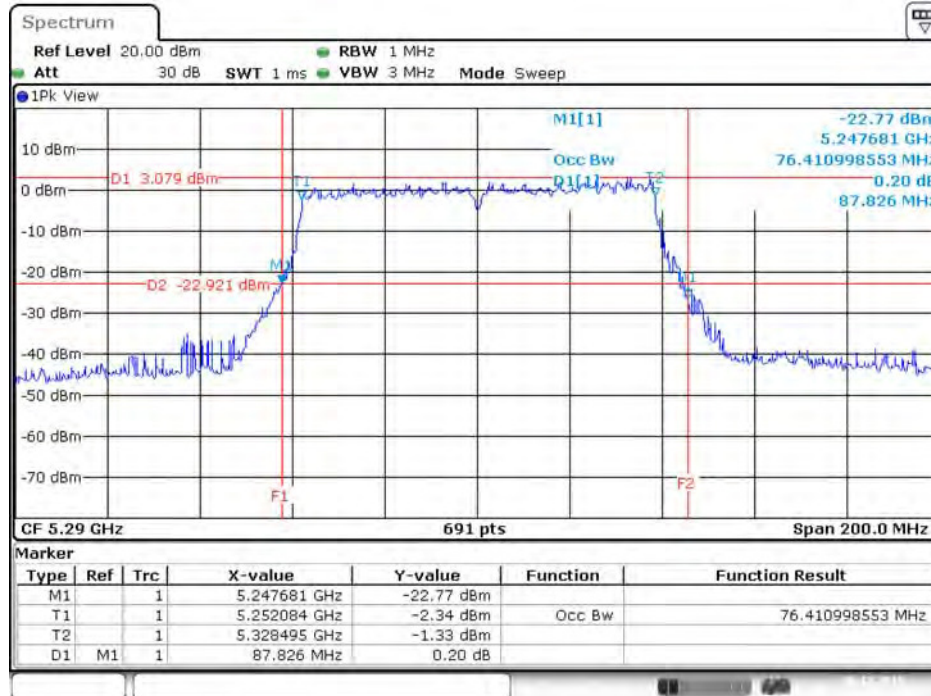
Date: 20.DEC.2015 13:15:36

26dB Bandwidth and 99% Occupied Bandwidth Plot on Configuration IEEE 802.11ac MCS0/Nss4 VHT80 / Chain 6 / 5290 MHz



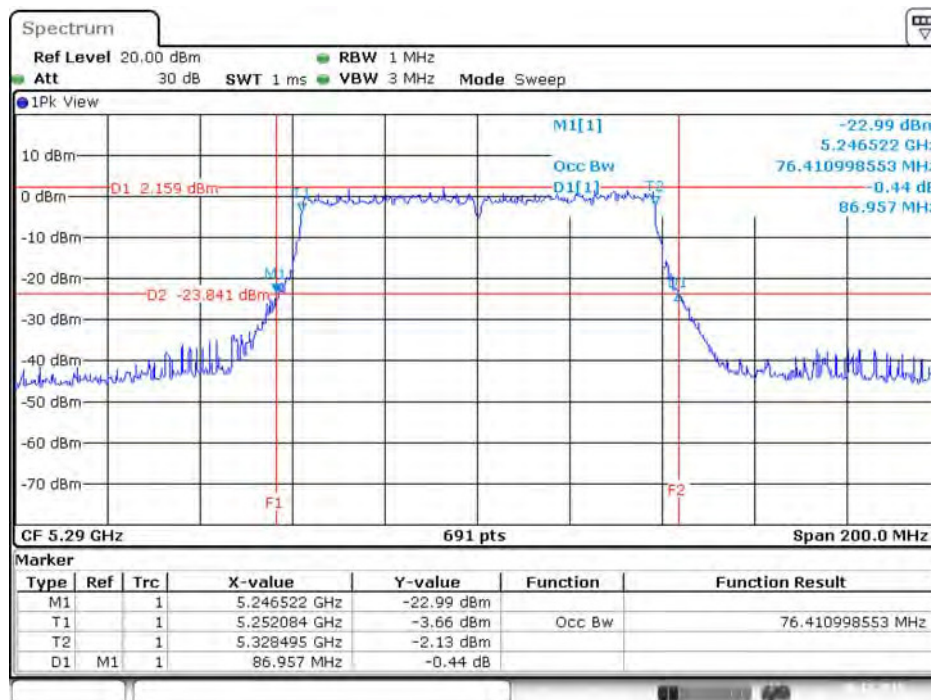
Date: 20.DEC.2015 13:16:01

26dB Bandwidth and 99% Occupied Bandwidth Plot on Configuration IEEE 802.11ac MCS0/Nss4 VHT80 / Chain 7 / 5290 MHz



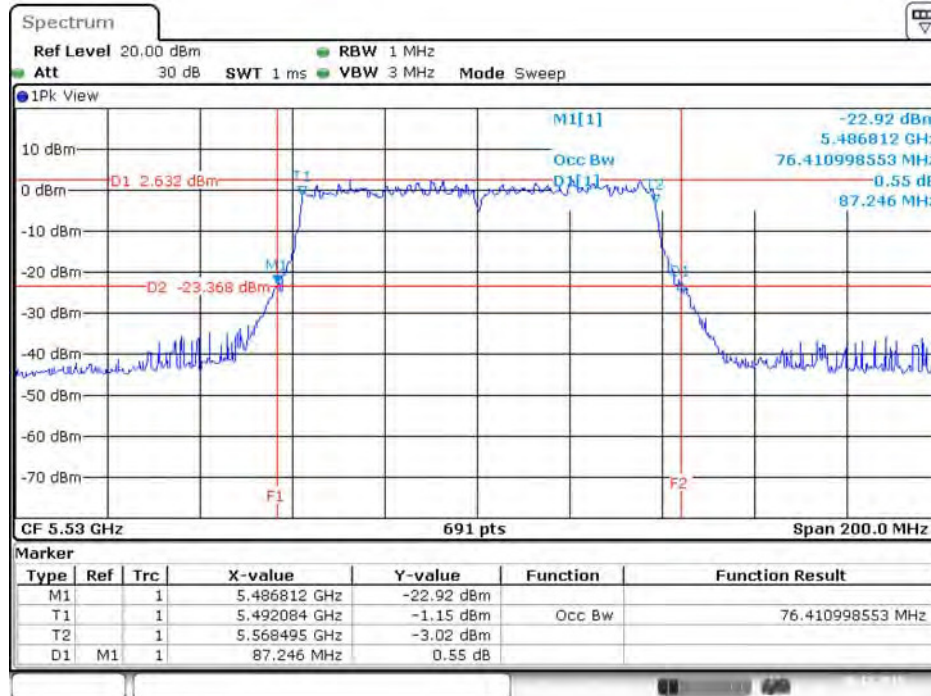
Date: 20.DEC.2015 13:17:21

26dB Bandwidth and 99% Occupied Bandwidth Plot on Configuration IEEE 802.11ac MCS0/Nss4 VHT80 / Chain 8 / 5290 MHz



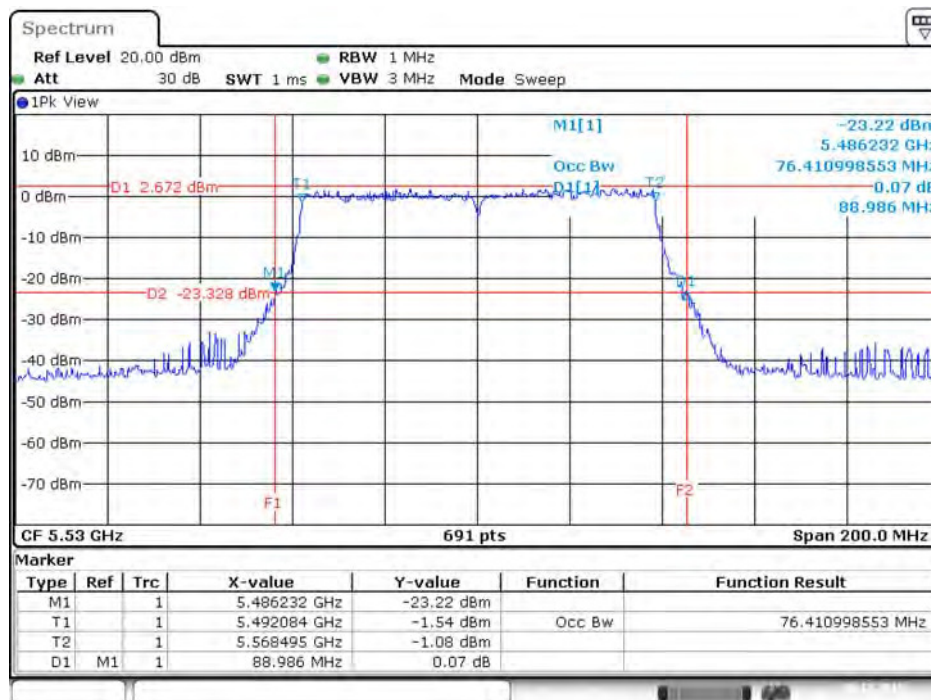
Date: 20.DEC.2015 13:18:04

26dB Bandwidth and 99% Occupied Bandwidth Plot on Configuration IEEE 802.11ac MCS0/Nss4 VHT80 / Chain 5 / 5530 MHz



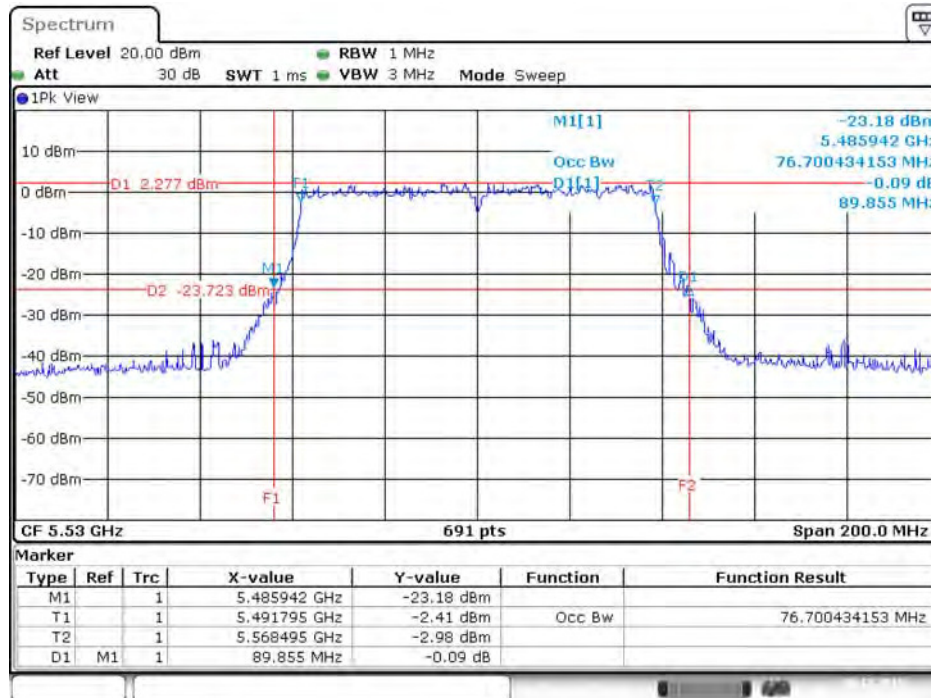
Date: 20.DEC.2015 13:14:51

26dB Bandwidth and 99% Occupied Bandwidth Plot on Configuration IEEE 802.11ac MCS0/Nss4 VHT80 / Chain 6 / 5530 MHz



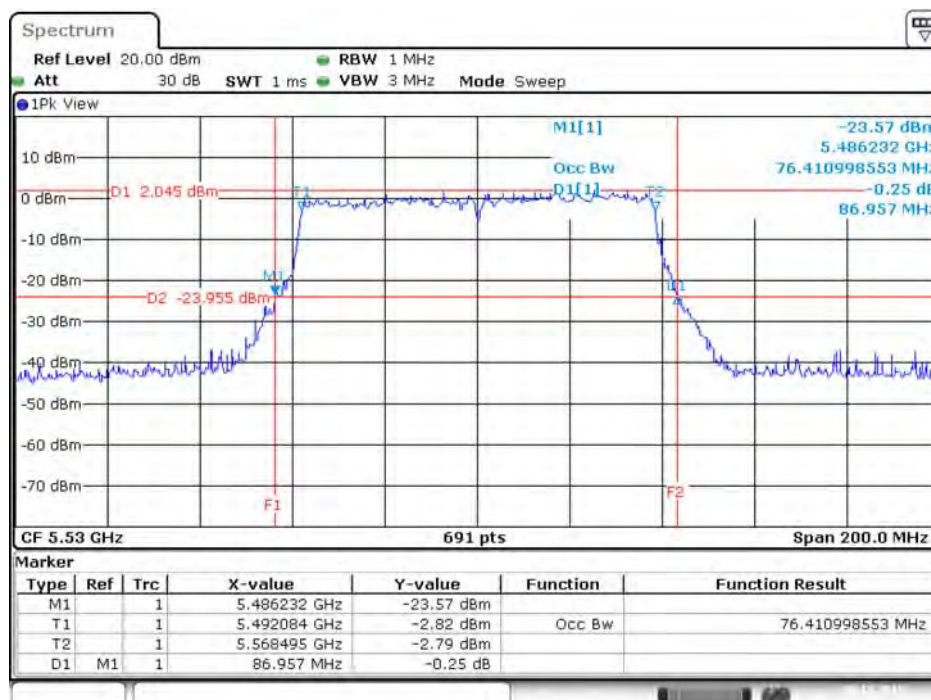
Date: 20.DEC.2015 13:14:23

26dB Bandwidth and 99% Occupied Bandwidth Plot on Configuration IEEE 802.11ac MCS0/Nss4 VHT80 / Chain 7 / 5530 MHz



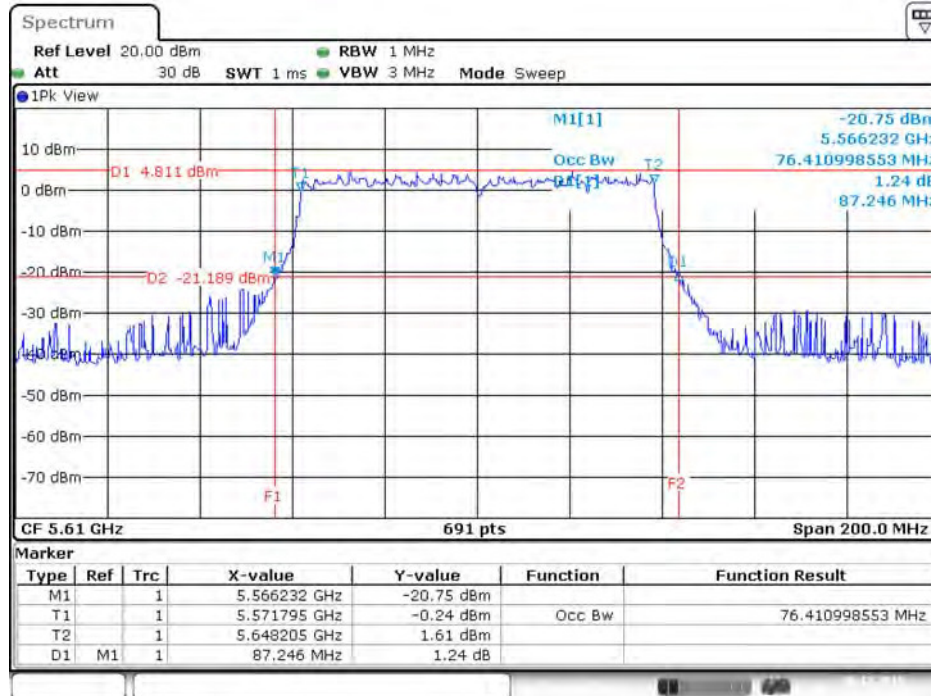
Date: 20.DEC.2015 13:13:57

26dB Bandwidth and 99% Occupied Bandwidth Plot on Configuration IEEE 802.11ac MCS0/Nss4 VHT80 / Chain 8 / 5530 MHz



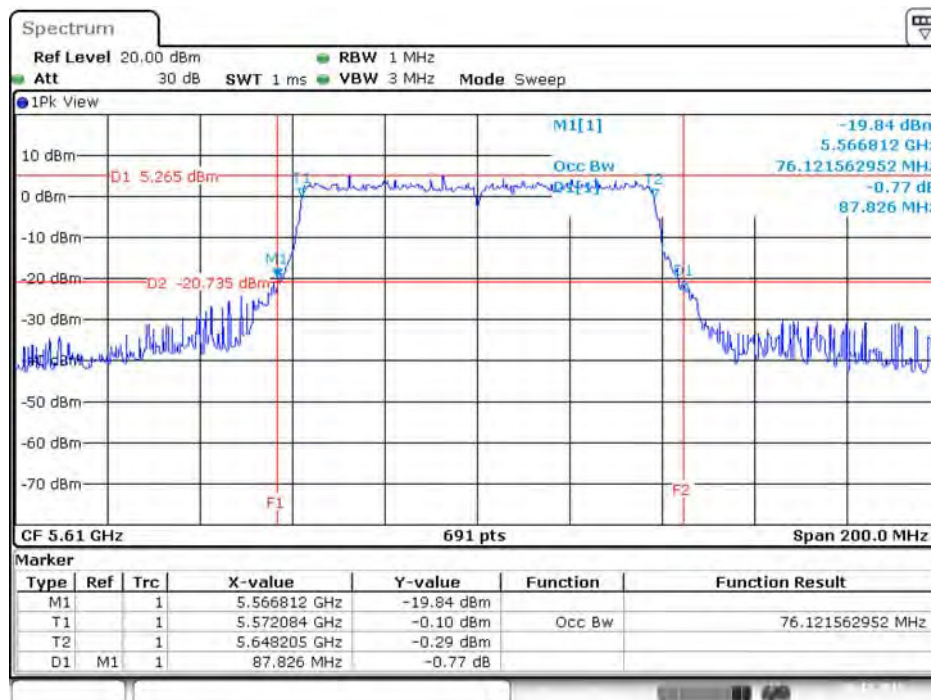
Date: 20.DEC.2015 13:13:34

26dB Bandwidth and 99% Occupied Bandwidth Plot on Configuration IEEE 802.11ac MCS0/Nss4 VHT80 / Chain 5 / 5610 MHz



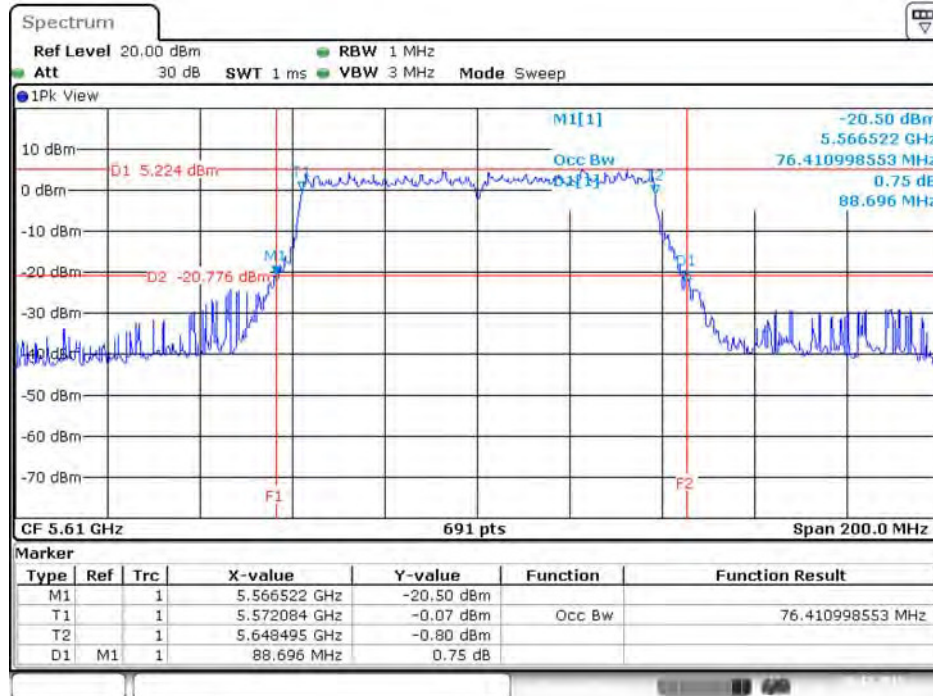
Date: 20.DEC.2015 13:11:16

26dB Bandwidth and 99% Occupied Bandwidth Plot on Configuration IEEE 802.11ac MCS0/Nss4 VHT80 / Chain 6 / 5610 MHz



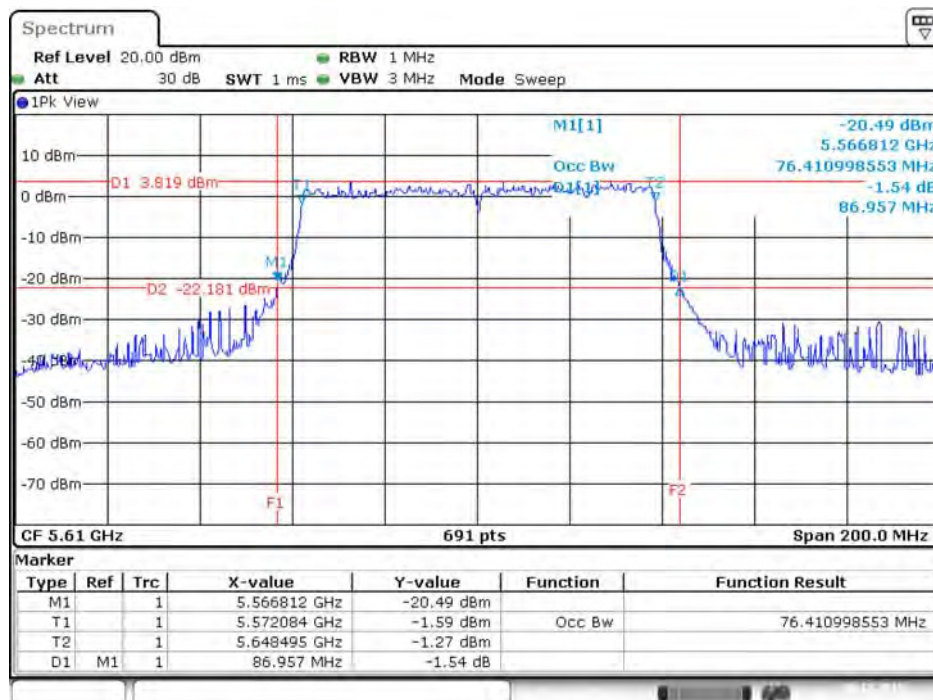
Date: 20.DEC.2015 13:11:32

26dB Bandwidth and 99% Occupied Bandwidth Plot on Configuration IEEE 802.11ac MCS0/Nss4 VHT80 / Chain 7 / 5610 MHz



Date: 20.DEC.2015 13:12:12

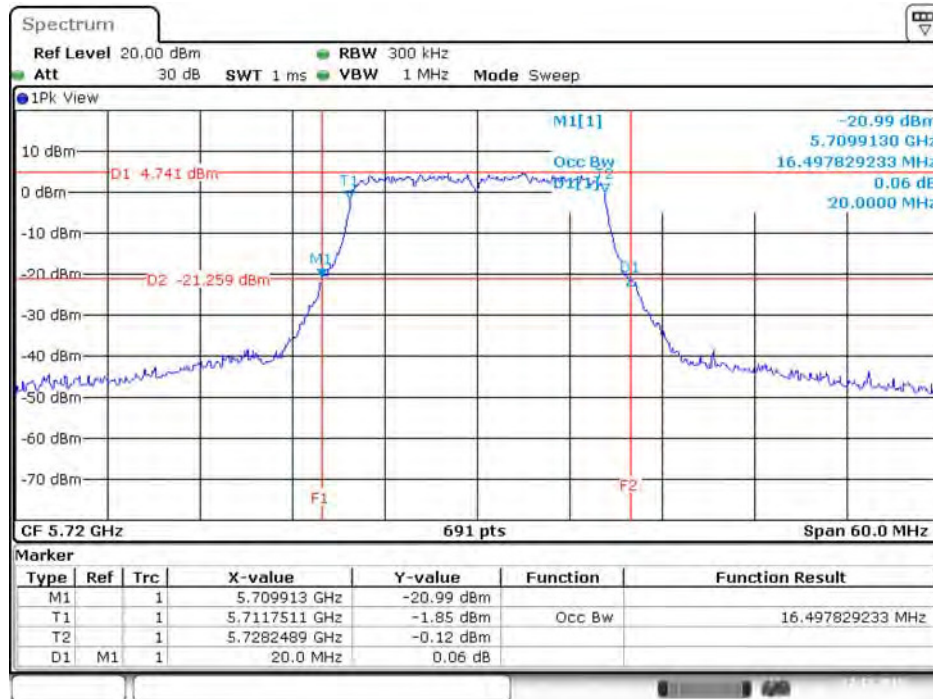
26dB Bandwidth and 99% Occupied Bandwidth Plot on Configuration IEEE 802.11ac MCS0/Nss4 VHT80 / Chain 8 / 5610 MHz



Date: 20.DEC.2015 13:12:35

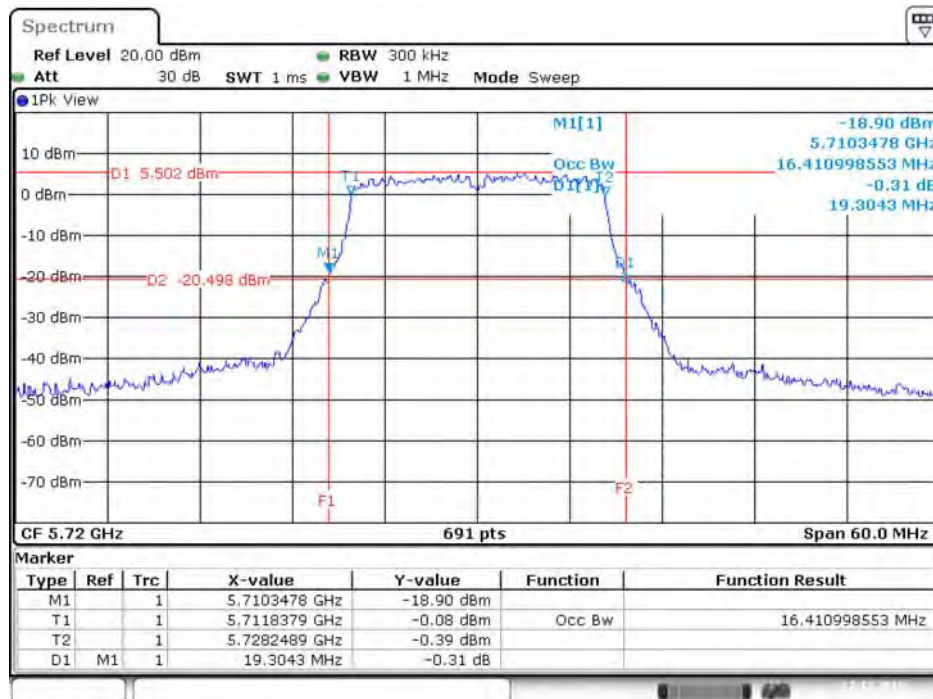
Straddle Channel

26dB Bandwidth and 99% Occupied Bandwidth Plot on Configuration IEEE 802.11a / Chain 5 / 5720 MHz



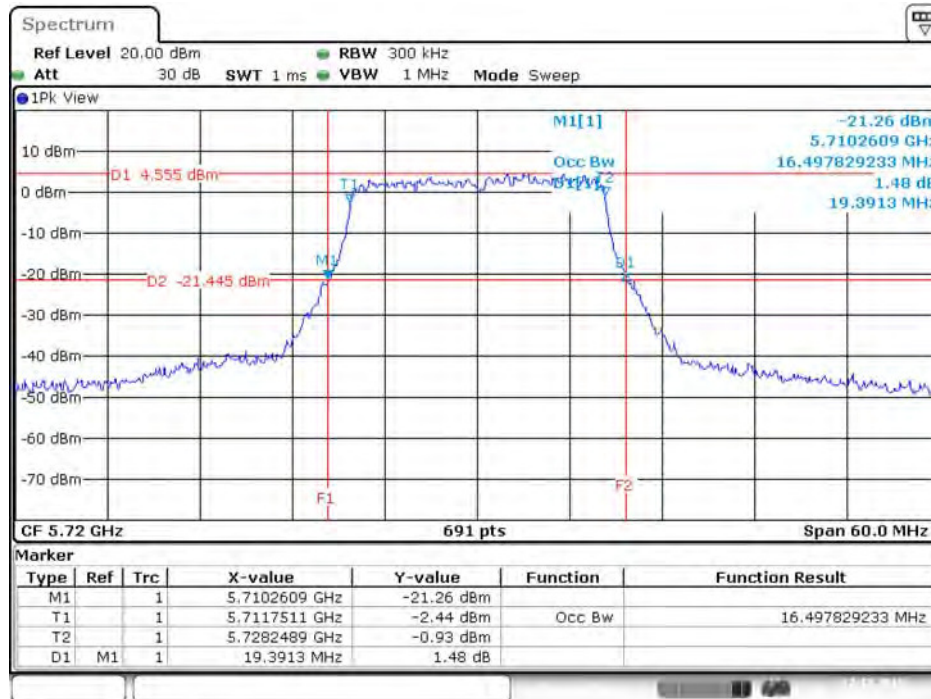
Date: 22.DEC.2015 19:12:31

26dB Bandwidth and 99% Occupied Bandwidth Plot on Configuration IEEE 802.11a / Chain 6 / 5720 MHz



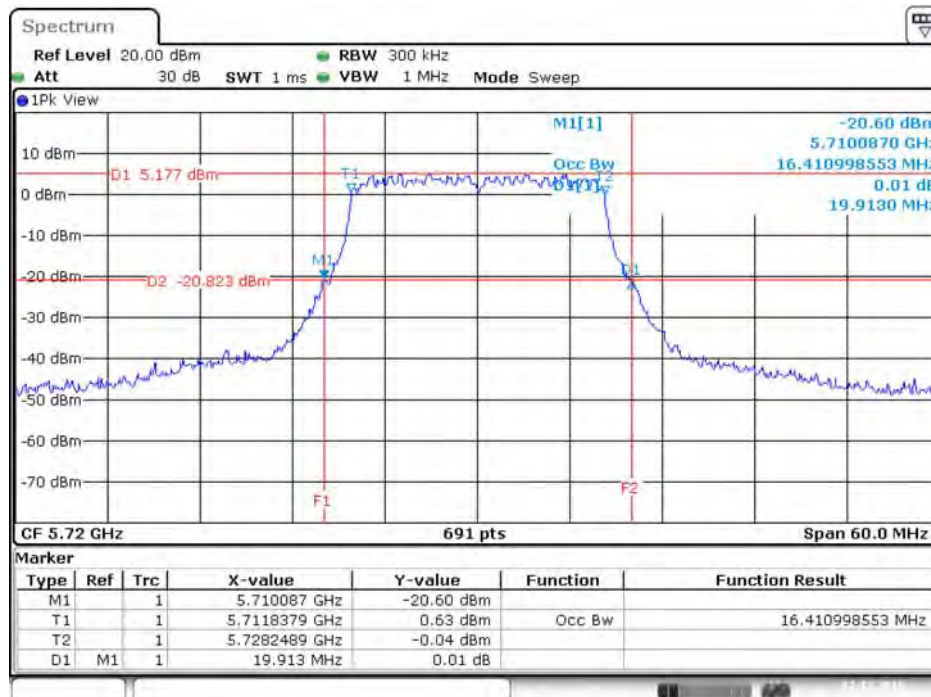
Date: 22.DEC.2015 19:13:55

26dB Bandwidth and 99% Occupied Bandwidth Plot on Configuration IEEE 802.11a / Chain 7 / 5720 MHz



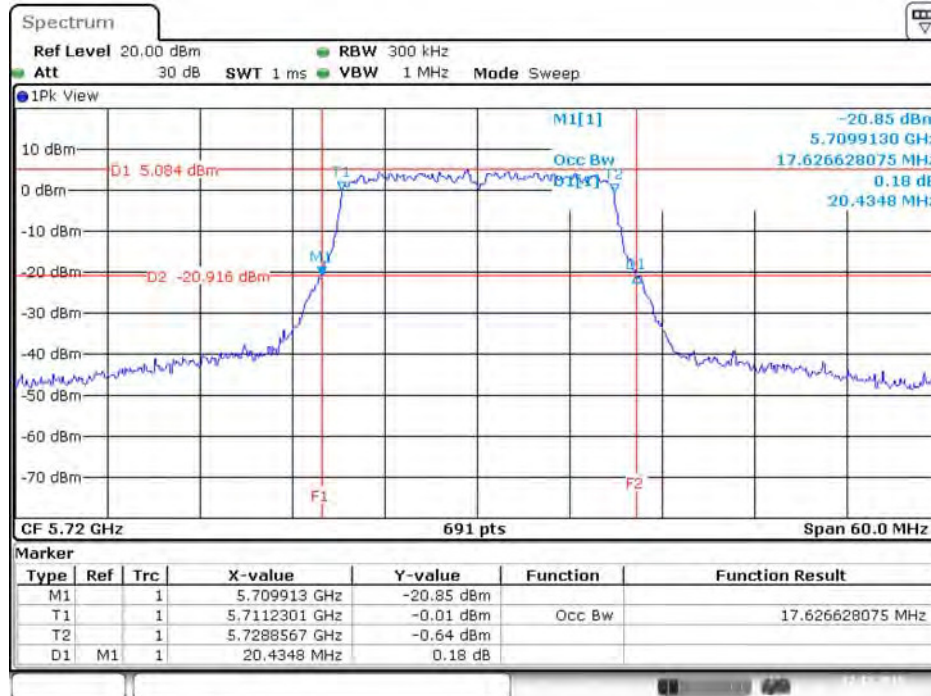
Date: 22.DEC.2015 19:10:42

26dB Bandwidth and 99% Occupied Bandwidth Plot on Configuration IEEE 802.11a / Chain 8 / 5720 MHz



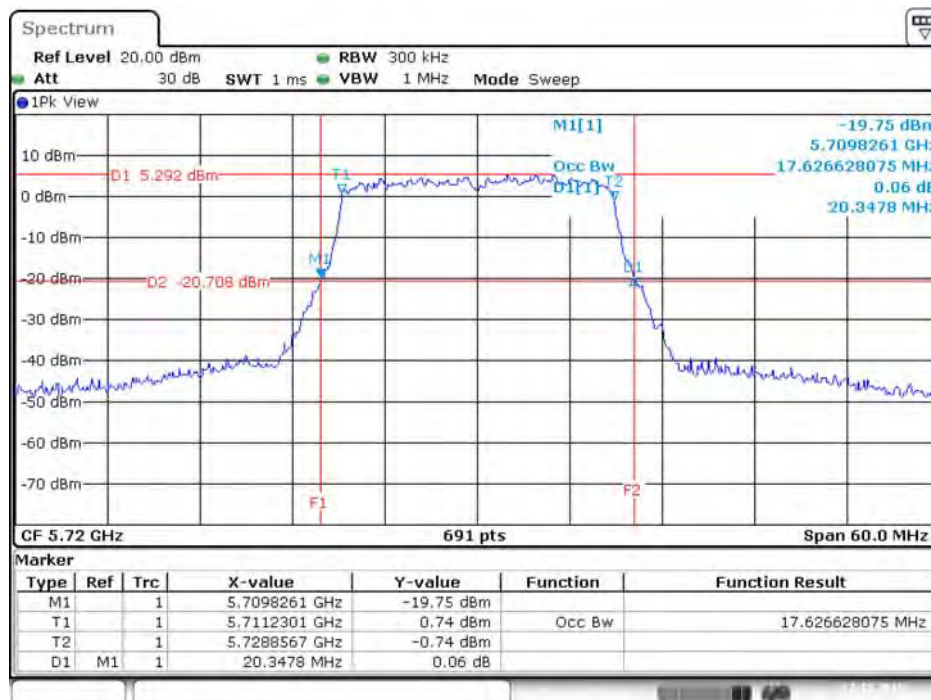
Date: 22.DEC.2015 19:15:00

26dB Bandwidth and 99% Occupied Bandwidth Plot on Configuration IEEE 802.11ac MCS0/Nss1 VHT20 / Chain 5 / 5720 MHz



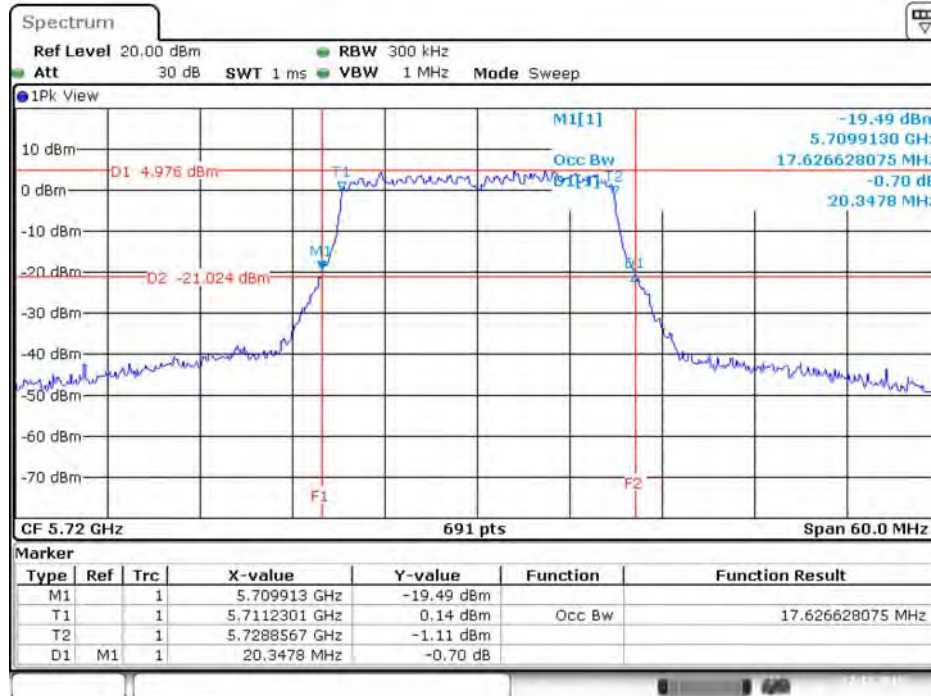
Date: 22.DEC.2015 19:21:27

26dB Bandwidth and 99% Occupied Bandwidth Plot on Configuration IEEE 802.11ac MCS0/Nss1 VHT20 / Chain 6 / 5720 MHz



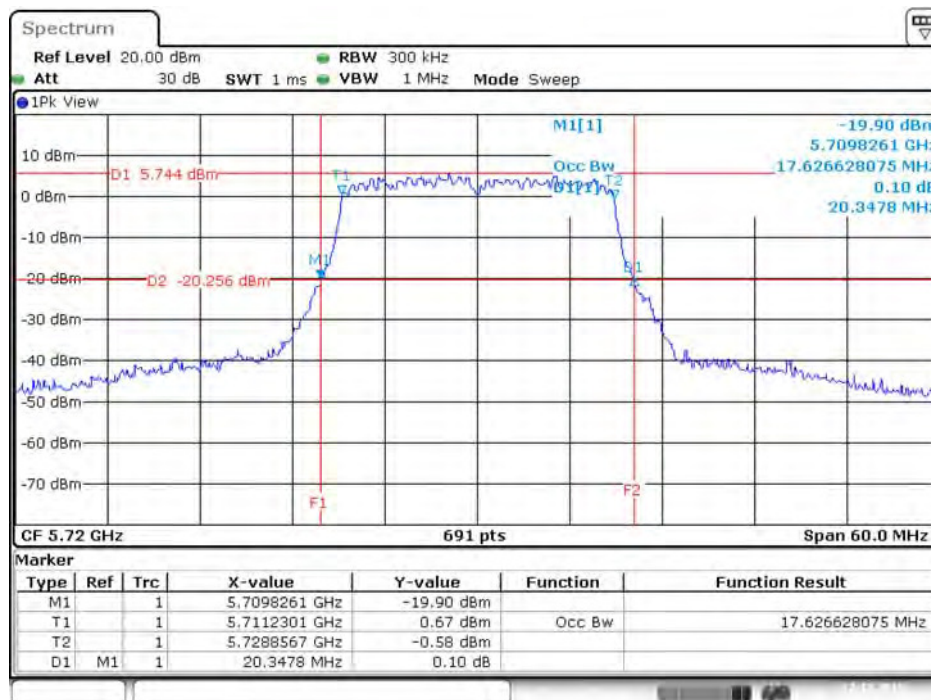
Date: 22.DEC.2015 19:21:11

26dB Bandwidth and 99% Occupied Bandwidth Plot on Configuration IEEE 802.11ac MCS0/Nss1 VHT20 / Chain 7 / 5720 MHz



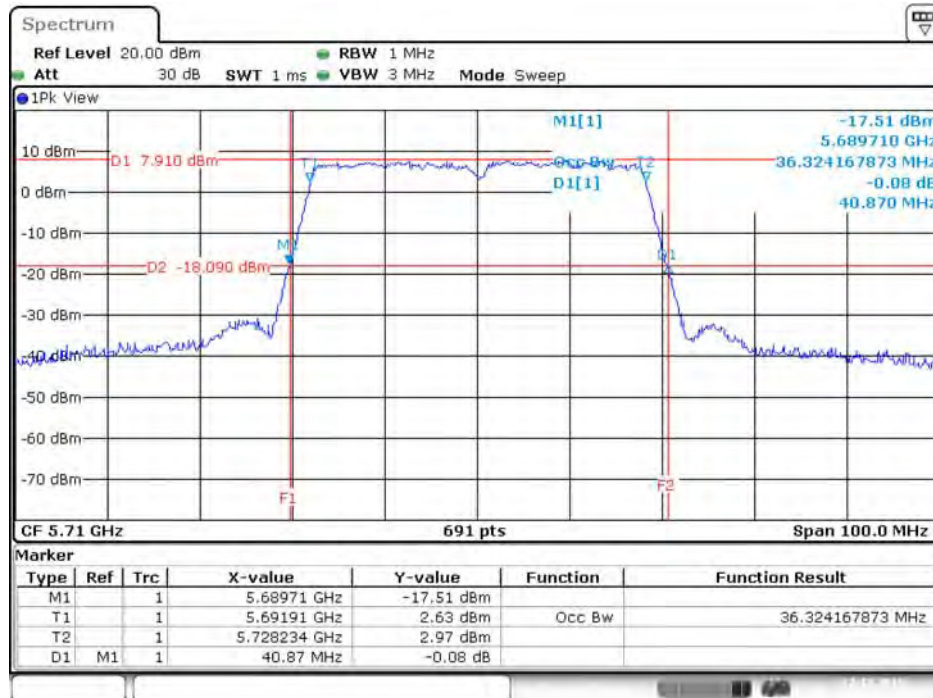
Date: 22.DEC.2015 19:21:42

26dB Bandwidth and 99% Occupied Bandwidth Plot on Configuration IEEE 802.11ac MCS0/Nss1 VHT20 / Chain 8 / 5720 MHz



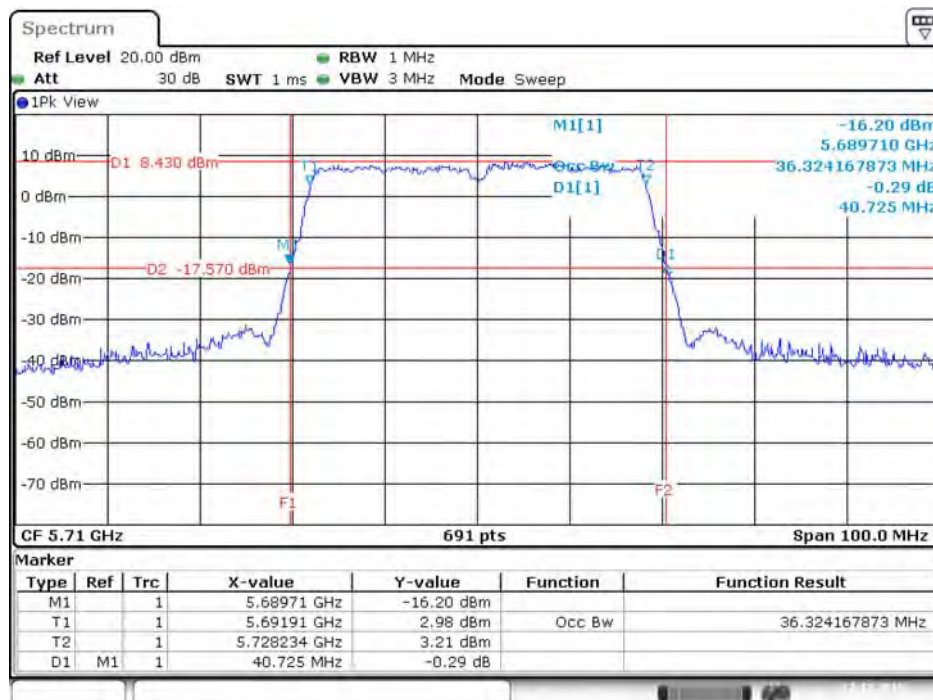
Date: 22.DEC.2015 19:20:57

26dB Bandwidth and 99% Occupied Bandwidth Plot on Configuration IEEE 802.11ac MCS0/Nss1 VHT40 / Chain 5 / 5710 MHz



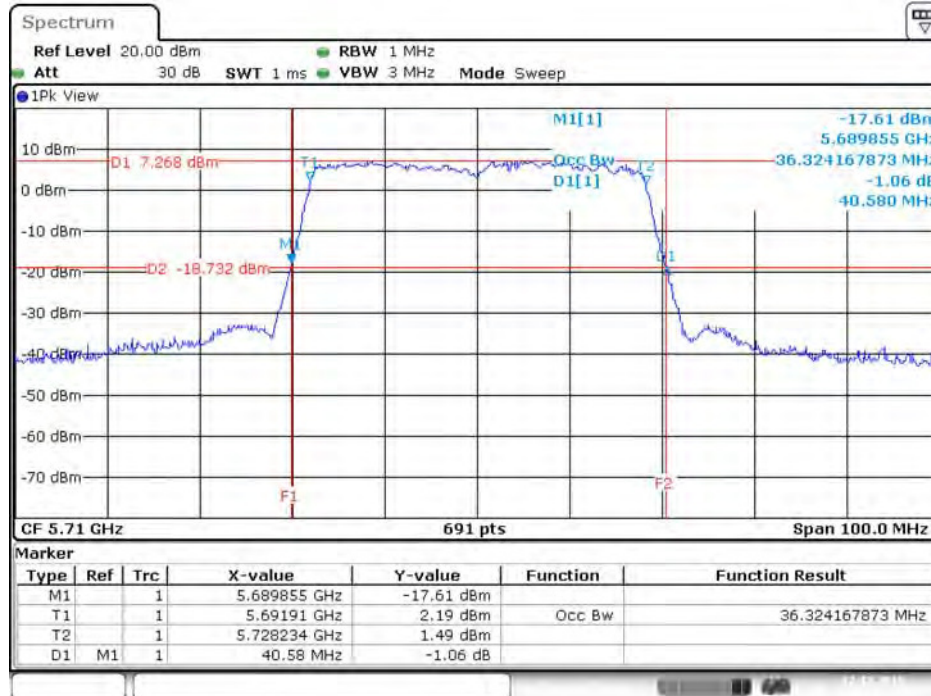
Date: 22.DEC.2015 19:27:19

26dB Bandwidth and 99% Occupied Bandwidth Plot on Configuration IEEE 802.11ac MCS0/Nss1 VHT40 / Chain 6 / 5710 MHz



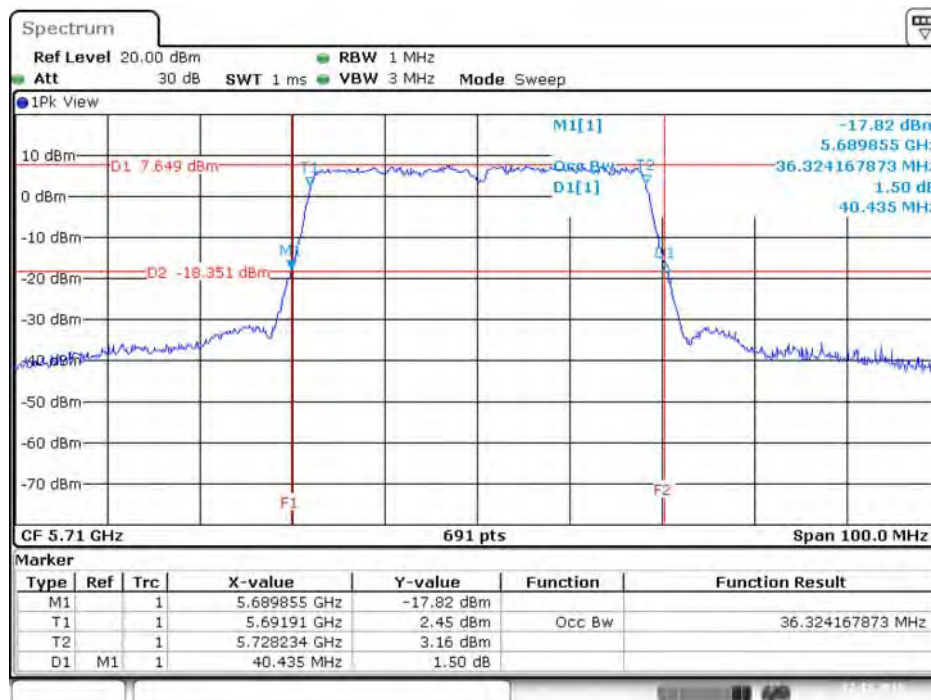
Date: 22.DEC.2015 19:27:42

26dB Bandwidth and 99% Occupied Bandwidth Plot on Configuration IEEE 802.11ac MCS0/Nss1 VHT40 / Chain 7 / 5710 MHz



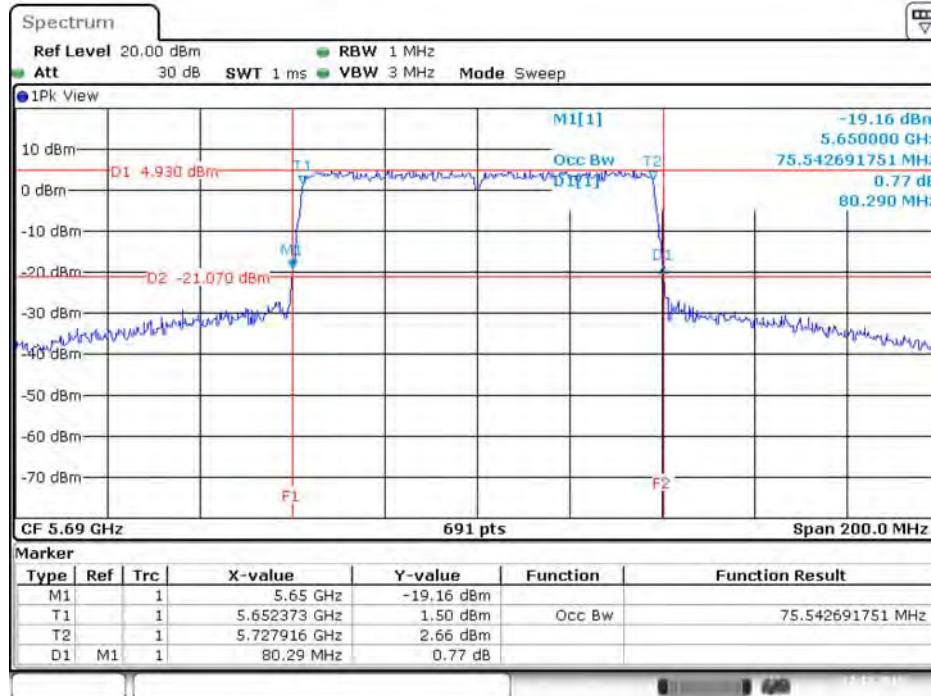
Date: 22.DEC.2015 19:26:52

26dB Bandwidth and 99% Occupied Bandwidth Plot on Configuration IEEE 802.11ac MCS0/Nss1 VHT40 / Chain 8 / 5710 MHz



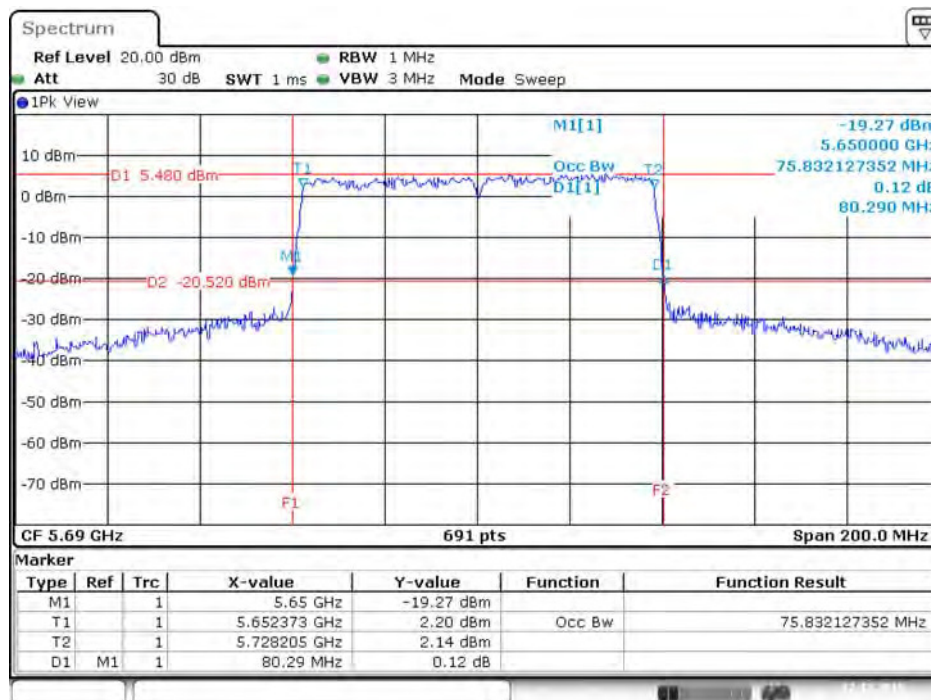
Date: 22.DEC.2015 19:28:36

26dB Bandwidth and 99% Occupied Bandwidth Plot on Configuration IEEE 802.11ac MCS0/Nss1 VHT80 / Chain 5 / 5690 MHz



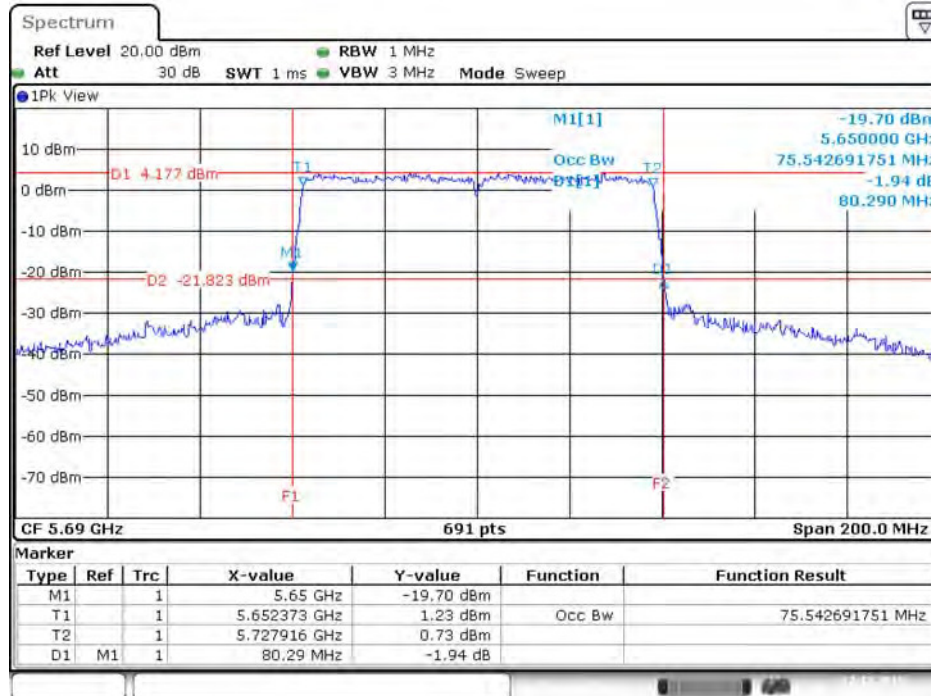
Date: 22.DEC.2015 19:33:34

26dB Bandwidth and 99% Occupied Bandwidth Plot on Configuration IEEE 802.11ac MCS0/Nss1 VHT80 / Chain 6 / 5690 MHz



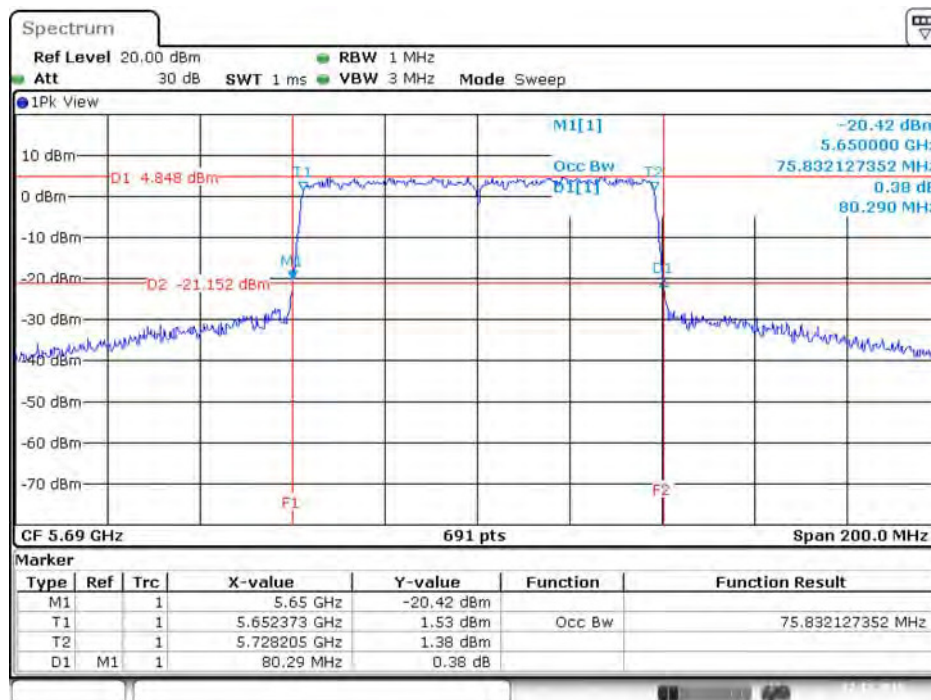
Date: 22.DEC.2015 19:33:16

26dB Bandwidth and 99% Occupied Bandwidth Plot on Configuration IEEE 802.11ac MCS0/Nss1 VHT80 / Chain 7 / 5690 MHz



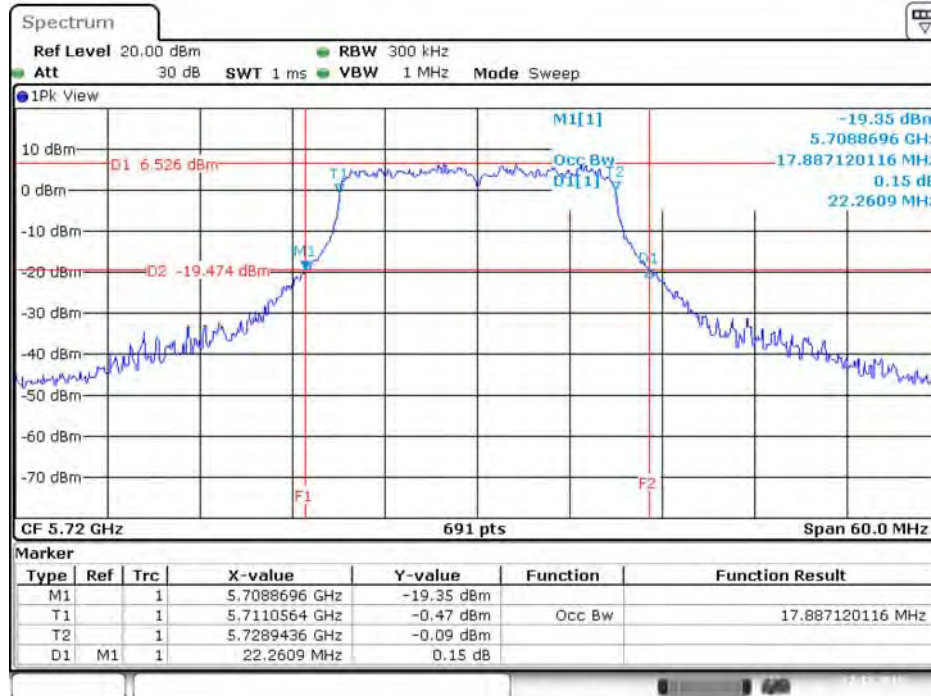
Date: 22.DEC.2015 19:33:51

26dB Bandwidth and 99% Occupied Bandwidth Plot on Configuration IEEE 802.11ac MCS0/Nss1 VHT80 / Chain 8 / 5690 MHz



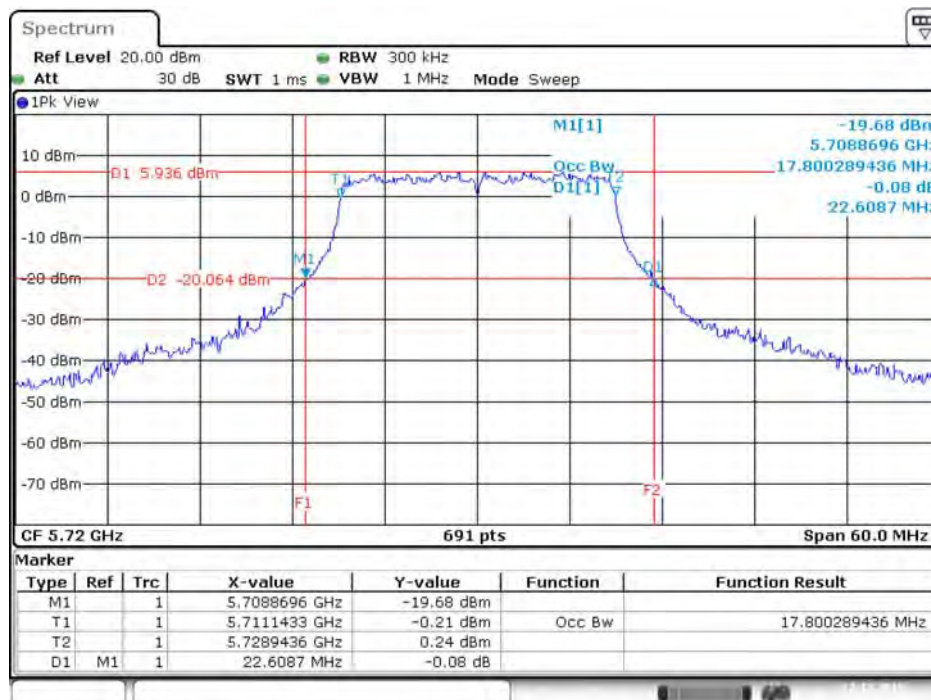
Date: 22.DEC.2015 19:35:50

26dB Bandwidth and 99% Occupied Bandwidth Plot on Configuration IEEE 802.11ac MCS0/Nss4 VHT20 / Chain 5 / 5720 MHz



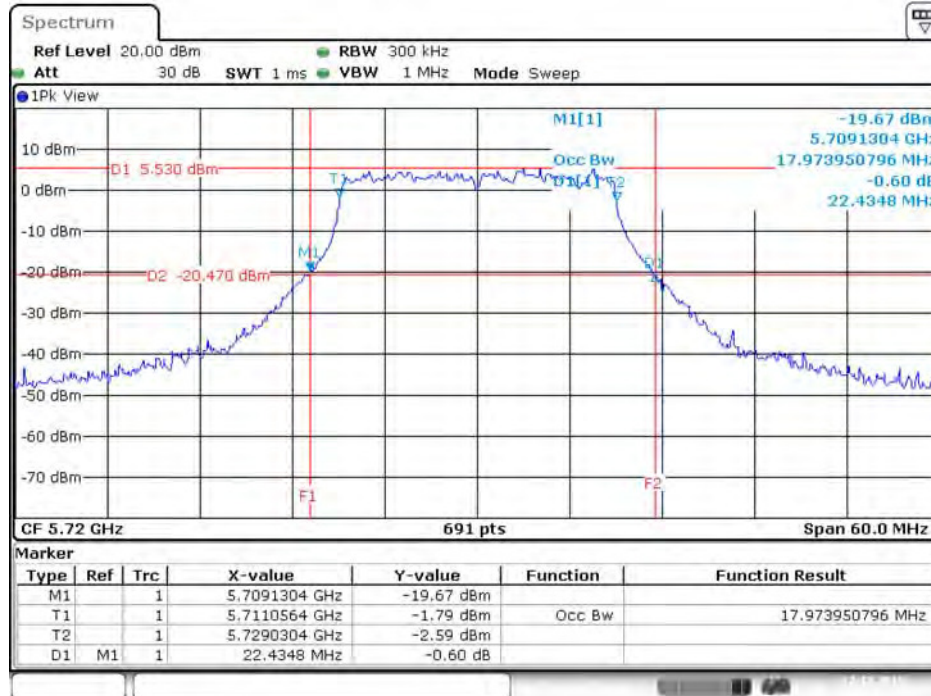
Date: 22.DEC.2015 19:59:47

26dB Bandwidth and 99% Occupied Bandwidth Plot on Configuration IEEE 802.11ac MCS0/Nss4 VHT20 / Chain 6 / 5720 MHz



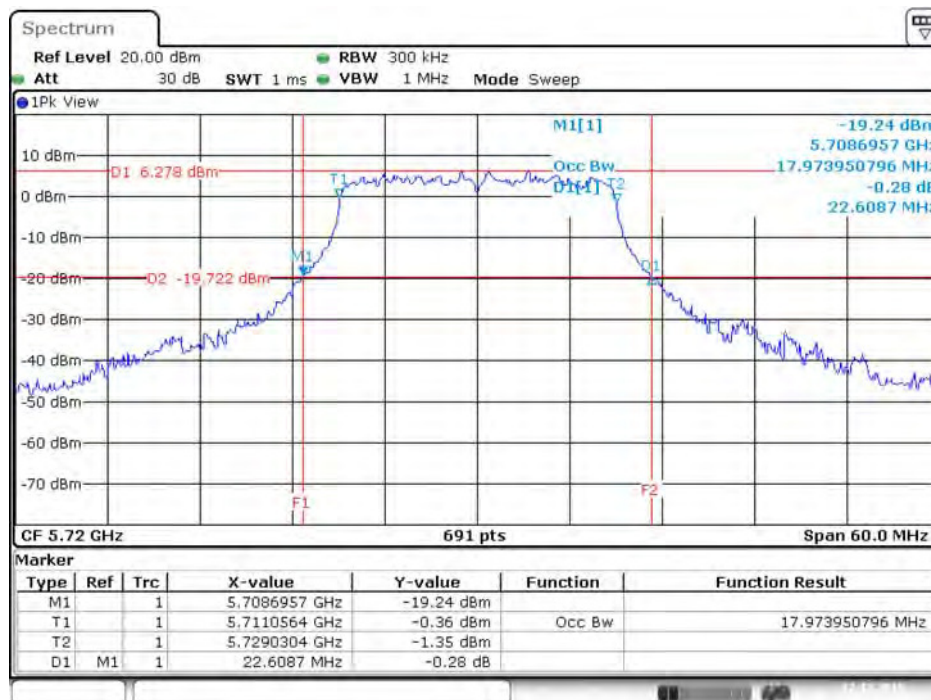
Date: 22.DEC.2015 19:59:59

26dB Bandwidth and 99% Occupied Bandwidth Plot on Configuration IEEE 802.11ac MCS0/Nss4 VHT20 / Chain 7 / 5720 MHz



Date: 22.DEC.2015 19:59:12

26dB Bandwidth and 99% Occupied Bandwidth Plot on Configuration IEEE 802.11ac MCS0/Nss4 VHT20 / Chain 8 / 5720 MHz



Date: 22.DEC.2015 20:00:17