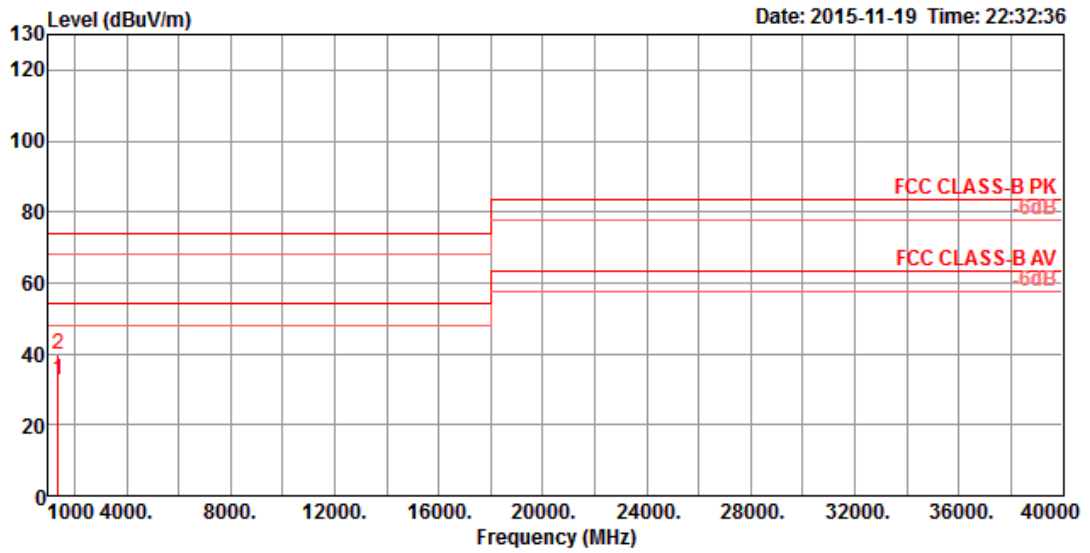


## Appendix B. Radiated Emission Co-location Report

### 1. Results of Radiated Emissions for Co-located

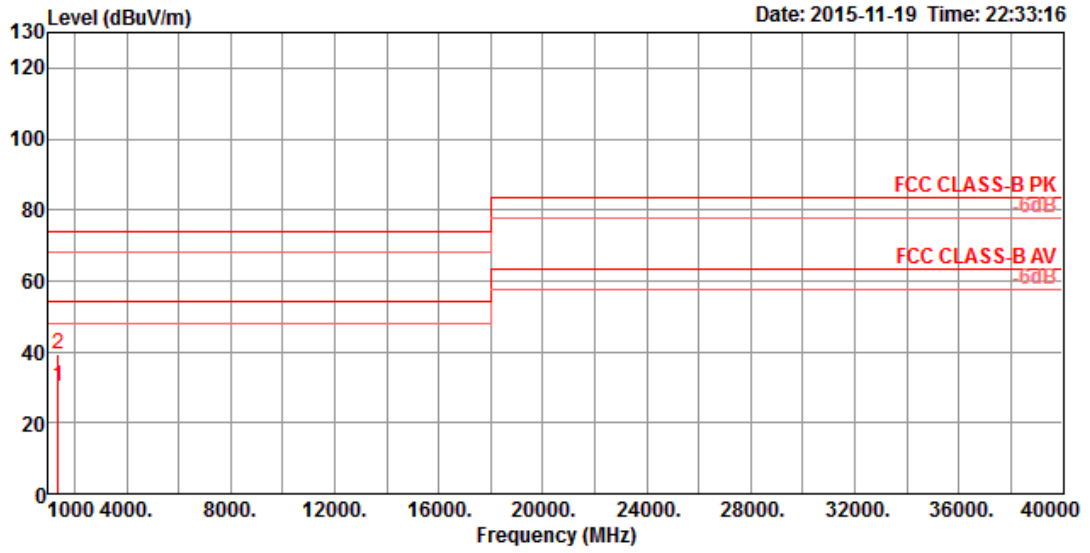
Temperature	26°C	Humidity	57%
Test Engineer	Roki Liu	Configurations	Mode 1

Horizontal



	Freq	Level	Limit Line	Over Limit	Read Level	CableAntenna Loss	Antenna Factor	Preamp Factor	A/Pos	T/Pos	Remark	Pol/Phase
	MHz	dBuV/m	dBuV/m	dB	dBuV	dB	dB/m	dB	cm	deg		
1	1375.05	32.43	54.00	-21.57	39.53	3.83	25.21	36.14	100	229	Average	HORIZONTAL
2	1375.37	39.63	74.00	-34.37	46.73	3.83	25.21	36.14	100	229	Peak	HORIZONTAL

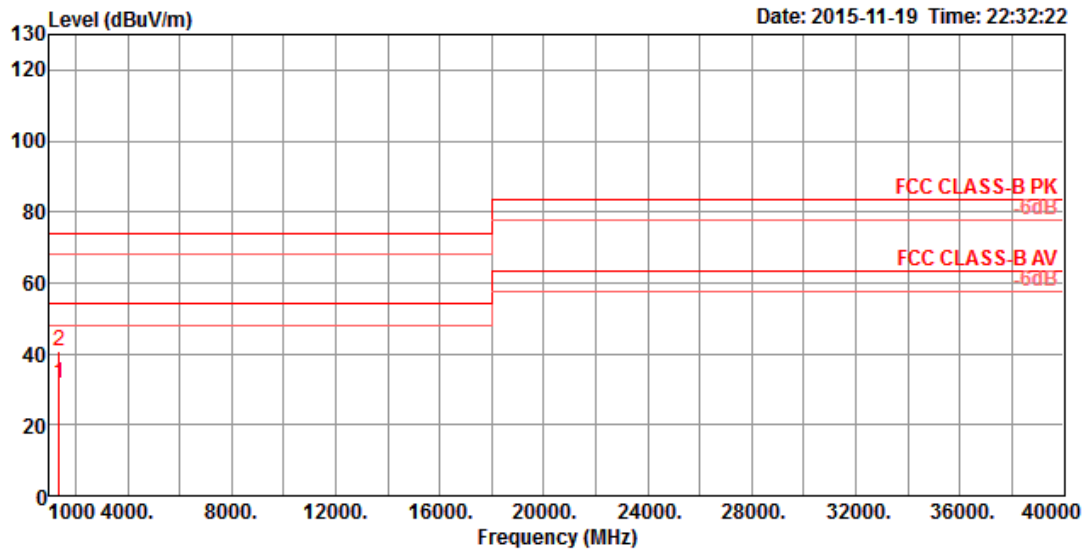
Vertical



	Freq	Level	Limit	Over	Read	CableAntenna	Preamp	A/Pos	T/Pos	Remark	Pol/Phase	
	MHz	dBuV/m	dBuV/m	dB	dBuV	dB	dB/m	dB	cm	deg		
1	1375.02	30.08	54.00	-23.92	37.18	3.83	25.21	36.14	100	23	Average	VERTICAL
2	1375.12	39.31	74.00	-34.69	46.41	3.83	25.21	36.14	100	23	Peak	VERTICAL

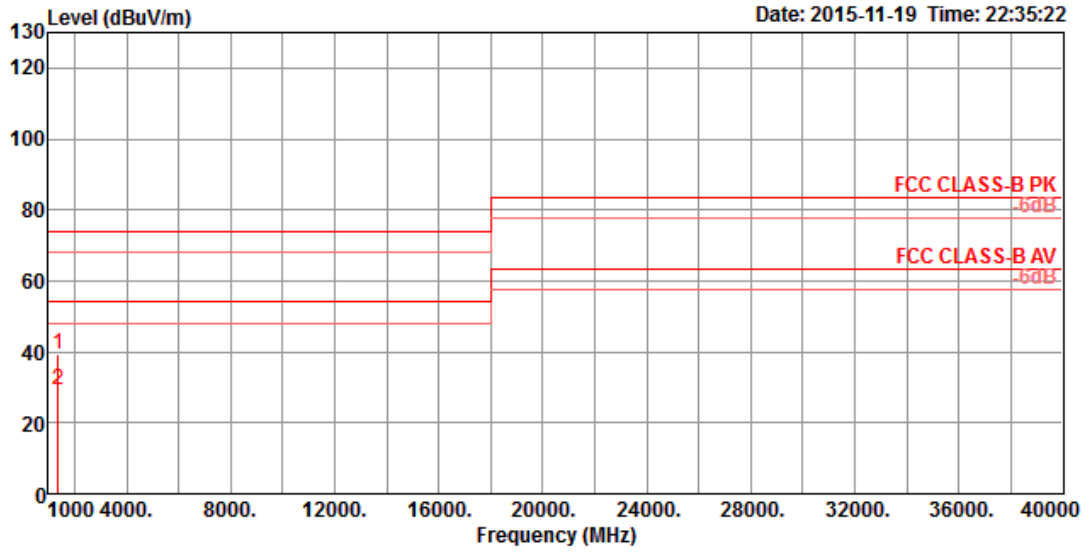
<b>Temperature</b>	26°C	<b>Humidity</b>	57%
<b>Test Engineer</b>	Roki Liu	<b>Configurations</b>	Mode 2

Horizontal



	Freq	Level	Limit Line	Over Limit	Read Level	CableAntenna Loss	Preamp Factor	A/Pos	T/Pos	Remark	Pol/Phase	
	MHz	dBuV/m	dBuV/m	dB	dBuV	dB	dB/m	dB	cm	deg		
1	1375.04	31.69	54.00	-22.31	38.79	3.83	25.21	36.14	100	232	Average	HORIZONTAL
2	1375.22	40.70	74.00	-33.30	47.80	3.83	25.21	36.14	100	232	Peak	HORIZONTAL

Vertical



	Freq	Level	Limit Line	Over Limit	Read Level	CableAntenna Loss	Antenna Factor	Preamp Factor	A/Pos	T/Pos	Remark	Pol/Phase
	MHz	dBuV/m	dBuV/m	dB	dBuV	dB	dB/m	dB	cm	deg		
1	1374.12	39.42	74.00	-34.58	46.52	3.83	25.21	36.14	100	38	Peak	VERTICAL
2	1375.05	29.42	54.00	-24.58	36.52	3.83	25.21	36.14	100	38	Average	VERTICAL