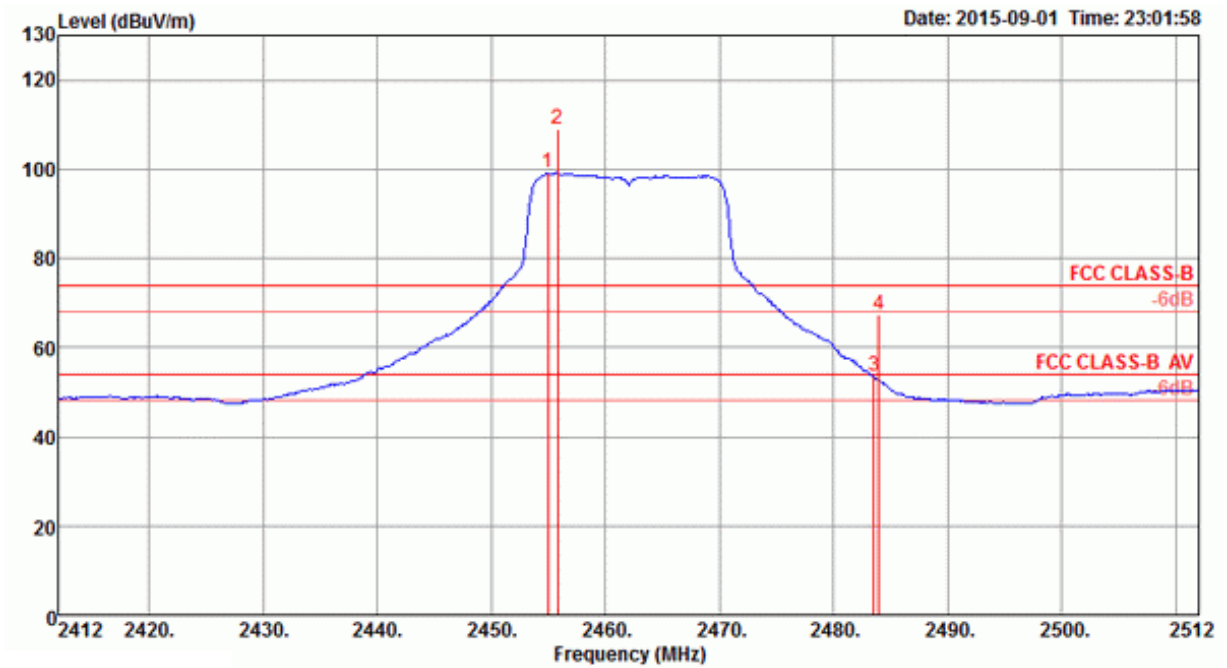


Channel 11



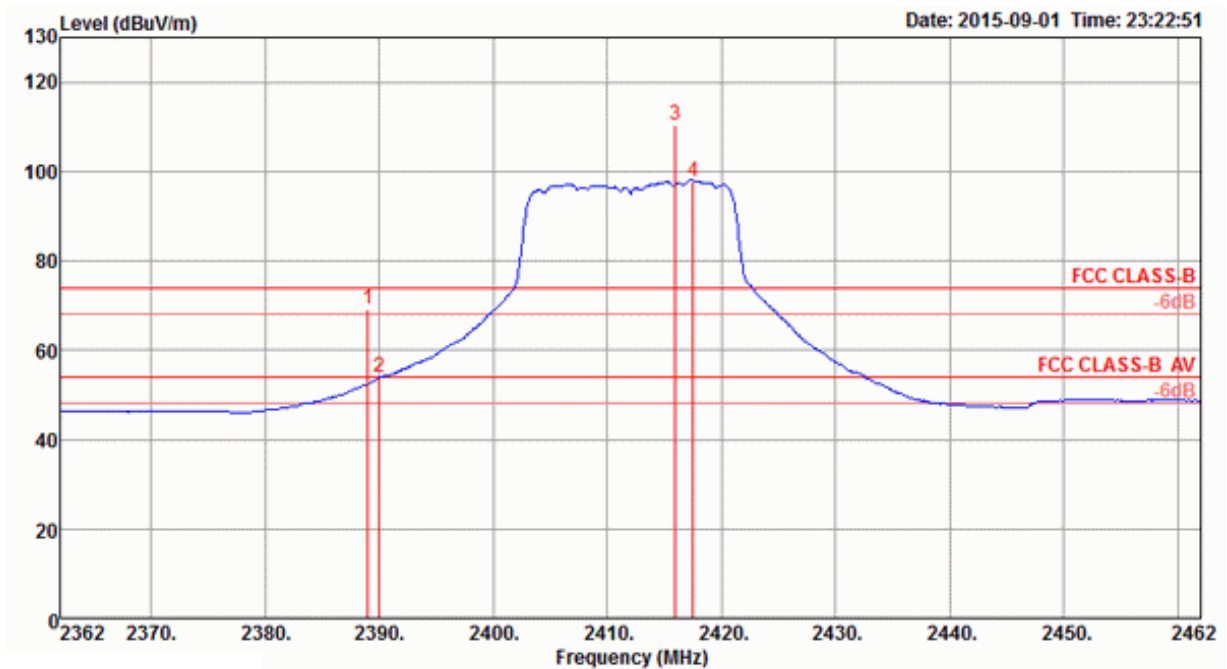
	Freq	Level	Limit Line	Over Limit	Read Level	CableAntenna Loss	Preamp Factor	Remark	A/Pos	T/Pos	Pol/Phase
	MHz	dBuV/m	dBuV/m	dB	dBuV	dB	dB/m	dB	cm	deg	
1	2454.91	99.11			66.63	4.14	28.34	0.00 Average	105	331	HORIZONTAL
2	2455.78	108.95			76.47	4.14	28.34	0.00 Peak	105	331	HORIZONTAL
3	2483.50	53.52	54.00	-0.48	20.99	4.16	28.37	0.00 Average	105	331	HORIZONTAL
4	2483.93	67.41	74.00	-6.59	34.88	4.16	28.37	0.00 Peak	105	331	HORIZONTAL

Item 1, 2 are the fundamental frequency at 2462 MHz.

Note: Both antenna polarizations have been tested and only the worst case was recorded in test report.

Temperature	26°C	Humidity	57%
Test Engineer	Roki Liu	Configurations	IEEE 802.11ac MCS0/Nss1 VHT20 CH 1, 6, 11 / Chain 9

Channel 1

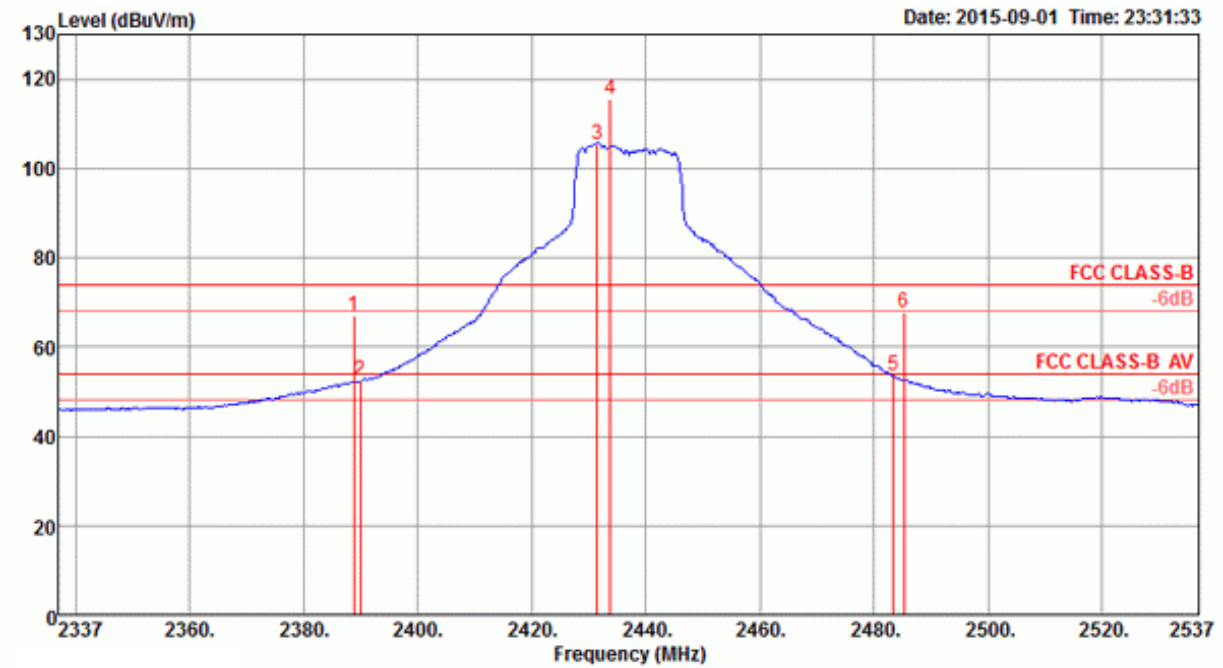


	Freq	Level	Limit Line	Over Limit	Read Level	CableAntenna Loss	Preamp Factor	Preamp Factor	Remark	A/Pos	T/Pos	Pol/Phase
	MHz	dBuV/m	dBuV/m	dB	dBuV	dB	dB/m	dB		cm	deg	
1	2388.99	69.10	74.00	-4.90	36.80	4.09	28.21	0.00	Peak	107	325	HORIZONTAL
2	2390.00	53.84	54.00	-0.16	21.54	4.09	28.21	0.00	Average	107	325	HORIZONTAL
3	2415.91	110.38			78.03	4.11	28.24	0.00	Peak	107	325	HORIZONTAL
4	2417.50	97.93			65.58	4.11	28.24	0.00	Average	107	325	HORIZONTAL

Item 3, 4 are the fundamental frequency at 2412 MHz.

Note: Both antenna polarizations have been tested and only the worst case was recorded in test report.

Channel 6

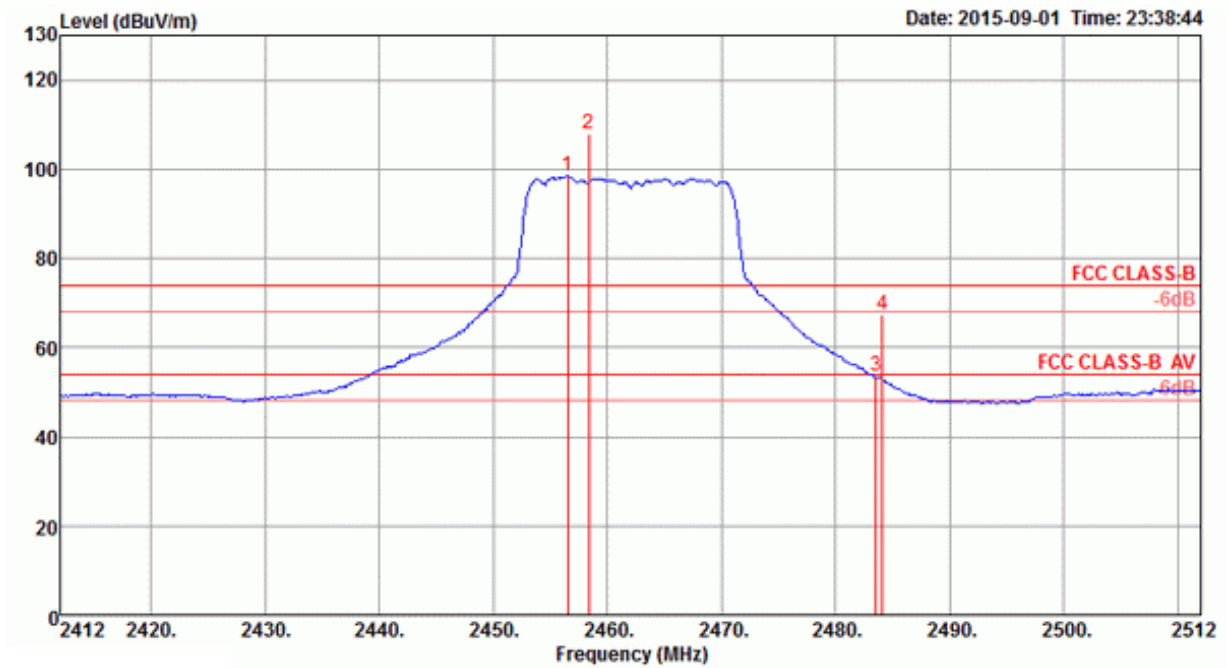


	Freq	Level	Limit	Over	Read	CableAntenna	Preamp	Remark	A/Pos	T/Pos	Pol/Phase
	MHz	dBuV/m	dBuV/m	dB	dBuV	dB	dB/m	dB	cm	deg	
1	2388.84	66.90	74.00	-7.10	34.60	4.09	28.21	0.00 Peak	121	322	HORIZONTAL
2	2390.00	52.44	54.00	-1.56	20.14	4.09	28.21	0.00 Average	121	322	HORIZONTAL
3	2431.50	105.55			73.15	4.12	28.28	0.00 Average	121	322	HORIZONTAL
4	2433.82	115.49			83.09	4.12	28.28	0.00 Peak	121	322	HORIZONTAL
5	2483.50	53.77	54.00	-0.23	21.24	4.16	28.37	0.00 Average	121	322	HORIZONTAL
6	2485.24	67.81	74.00	-6.19	35.28	4.16	28.37	0.00 Peak	121	322	HORIZONTAL

Item 3, 4 are the fundamental frequency at 2437 MHz.

Note: Both antenna polarizations have been tested and only the worst case was recorded in test report.

Channel 11



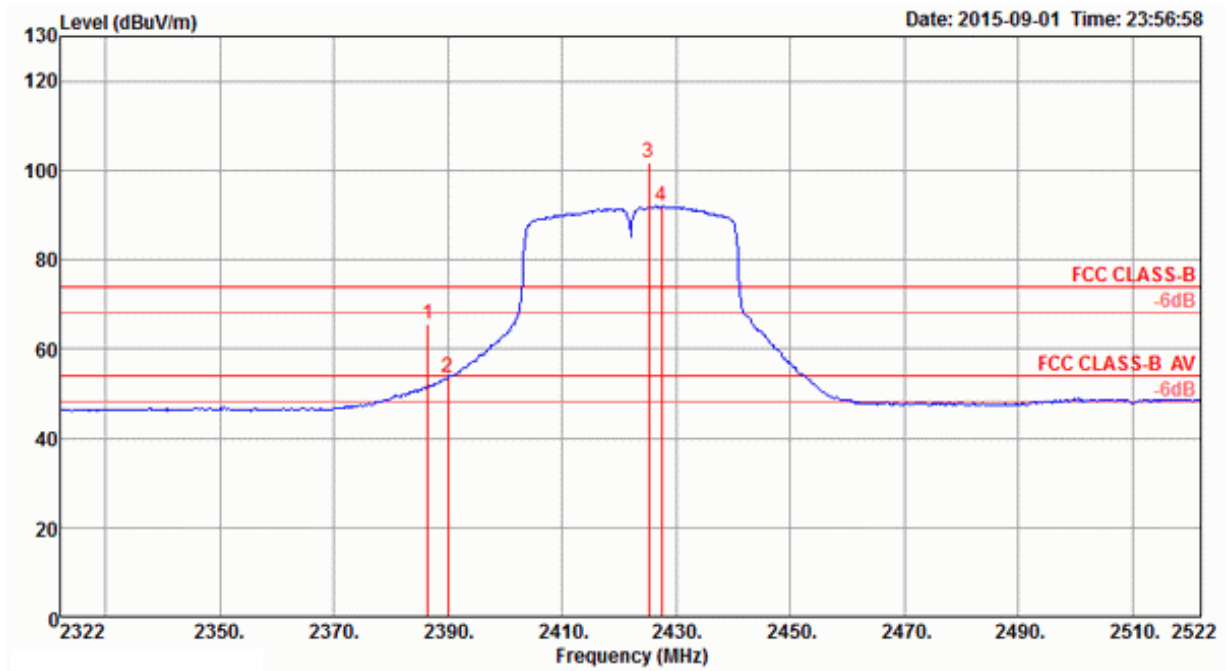
	Freq	Level	Limit Line	Over Limit	Read Level	CableAntenna Loss	Preamp Factor	Remark	A/Pos	T/Pos	Pol/Phase
	MHz	dBuV/m	dBuV/m	dB	dBuV	dB	dB/m	dB	cm	deg	
1	2456.50	98.37			65.89	4.14	28.34	0.00 Average	114	322	HORIZONTAL
2	2458.38	108.05			75.57	4.14	28.34	0.00 Peak	114	322	HORIZONTAL
3	2483.50	53.71	54.00	-0.29	21.18	4.16	28.37	0.00 Average	114	322	HORIZONTAL
4	2484.08	67.30	74.00	-6.70	34.77	4.16	28.37	0.00 Peak	114	322	HORIZONTAL

Item 1, 2 are the fundamental frequency at 2462 MHz.

Note: Both antenna polarizations have been tested and only the worst case was recorded in test report.

<b>Temperature</b>	26°C	<b>Humidity</b>	57%
<b>Test Engineer</b>	Roki Liu	<b>Configurations</b>	IEEE 802. 11ac MCS0/Nss1 VHT40 CH 3, 6, 9 / Chain 9

**Channel 3**

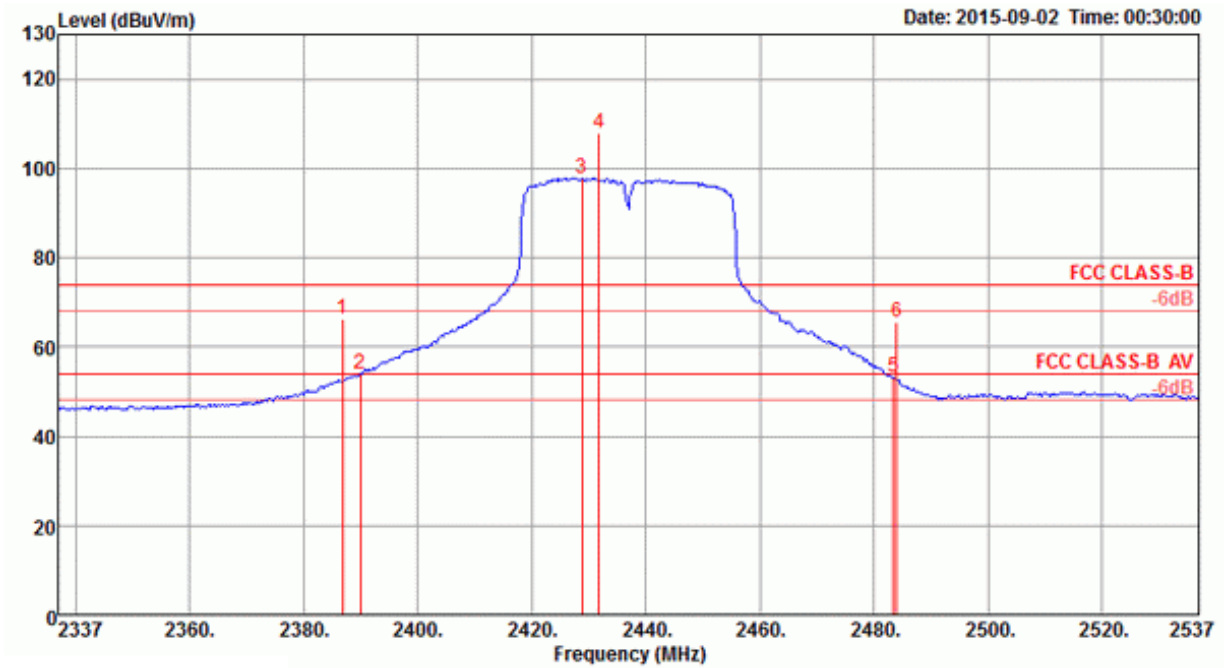


	Freq	Level	Limit Line	Over Limit	Read Level	CableAntenna Loss	Preamp Factor	Remark	A/Pos	T/Pos	Pol/Phase
	MHz	dBuV/m	dBuV/m	dB	dBuV	dB	dB/m	dB	cm	deg	
1	2386.53	65.37	74.00	-8.63	33.07	4.09	28.21	0.00 Peak	100	320	HORIZONTAL
2	2390.00	53.70	54.00	-0.30	21.40	4.09	28.21	0.00 Average	100	320	HORIZONTAL
3	2425.18	101.64			69.24	4.12	28.28	0.00 Peak	100	320	HORIZONTAL
4	2427.50	91.85			59.45	4.12	28.28	0.00 Average	100	320	HORIZONTAL

Item 3, 4 are the fundamental frequency at 2422 MHz.

Note: Both antenna polarizations have been tested and only the worst case was recorded in test report.

Channel 6

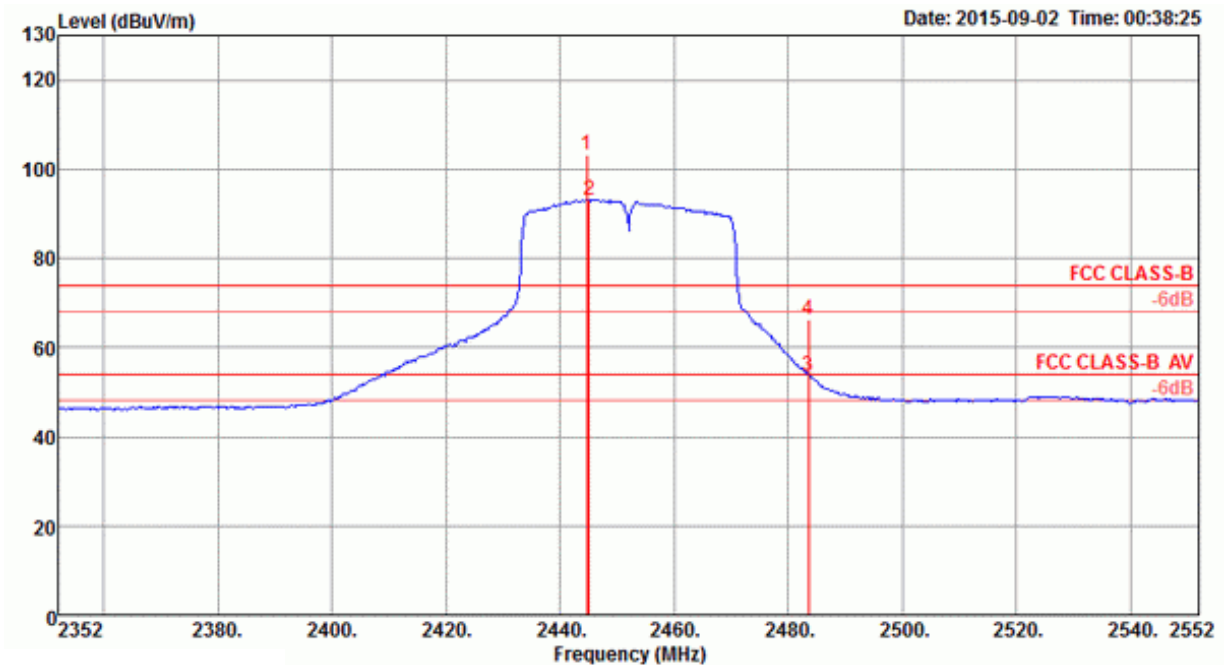


	Freq	Level	Limit Line	Over Limit	Read Level	CableAntenna Loss	Preamp Factor	Remark	A/Pos	T/Pos	Pol/Phase
	MHz	dBuV/m	dBuV/m	dB	dBuV	dB	dB/m	dB	cm	deg	
1	2386.82	66.34	74.00	-7.66	34.04	4.09	28.21	0.00 Peak	100	322	HORIZONTAL
2	2390.00	53.82	54.00	-0.18	21.52	4.09	28.21	0.00 Average	100	322	HORIZONTAL
3	2428.90	97.90			65.50	4.12	28.28	0.00 Average	100	322	HORIZONTAL
4	2431.79	107.81			75.41	4.12	28.28	0.00 Peak	100	322	HORIZONTAL
5	2483.50	53.39	54.00	-0.61	20.86	4.16	28.37	0.00 Average	100	322	HORIZONTAL
6	2484.08	65.67	74.00	-8.33	33.14	4.16	28.37	0.00 Peak	100	322	HORIZONTAL

Item 3, 4 are the fundamental frequency at 2437 MHz.

Note: Both antenna polarizations have been tested and only the worst case was recorded in test report.

Channel 9



	Freq	Level	Limit	Over	Read	CableAntenna	Preamp	Remark	A/Pos	T/Pos	Pol/Phase
	MHz	dBuV/m	dBuV/m	dB	dBuV	dB	dB/m	dB	cm	deg	
1	2444.76	103.16			70.72	4.13	28.31	0.00 Peak	109	326	HORIZONTAL
2	2445.05	93.07			60.63	4.13	28.31	0.00 Average	109	326	HORIZONTAL
3	2483.50	53.67	54.00	-0.33	21.14	4.16	28.37	0.00 Average	109	326	HORIZONTAL
4	2483.50	66.10	74.00	-7.90	33.57	4.16	28.37	0.00 Peak	109	326	HORIZONTAL

Item 1, 2 are the fundamental frequency at 2452 MHz.

Note: Both antenna polarizations have been tested and only the worst case was recorded in test report.

Note:

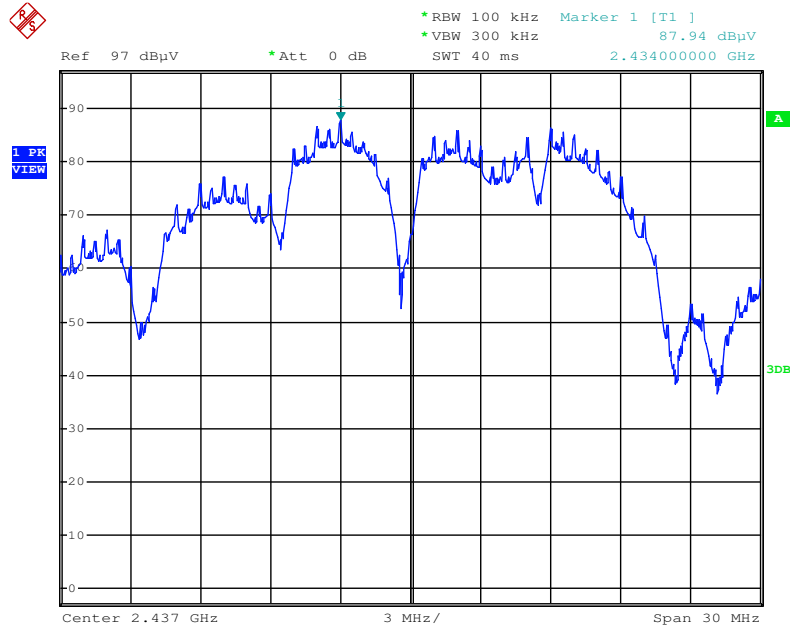
Emission level (dBuV/m) = 20 log Emission level (uV/m).

Corrected Reading: Antenna Factor + Cable Loss + Read Level - Preamp Factor = Level.

For Emission not in Restricted Band

<For Radio 1 Non-Beamforming Mode>

Plot on Configuration IEEE 802.11b / Reference Level - Horizontal

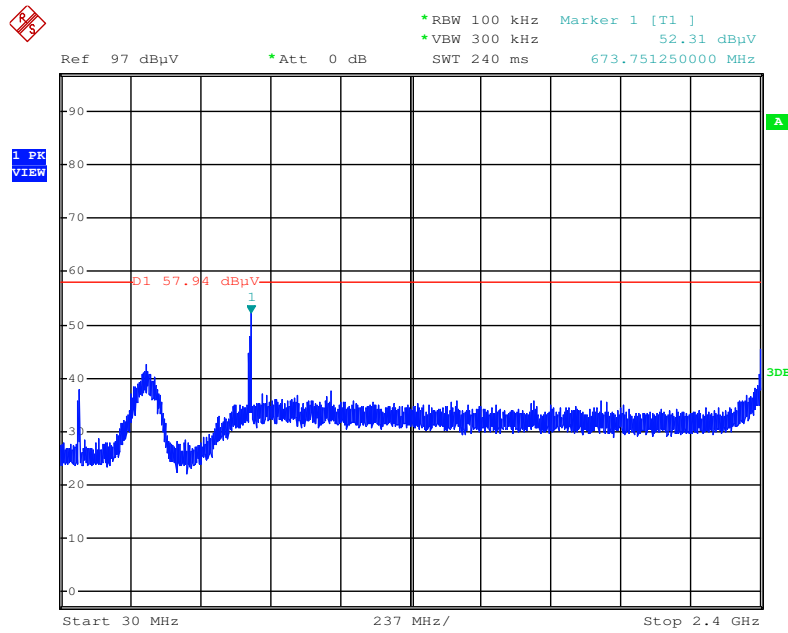


Date: 31.AUG.2015 22:22:49

Note: Only the worse polarization (Horizontal) is tested and recorded in test report.

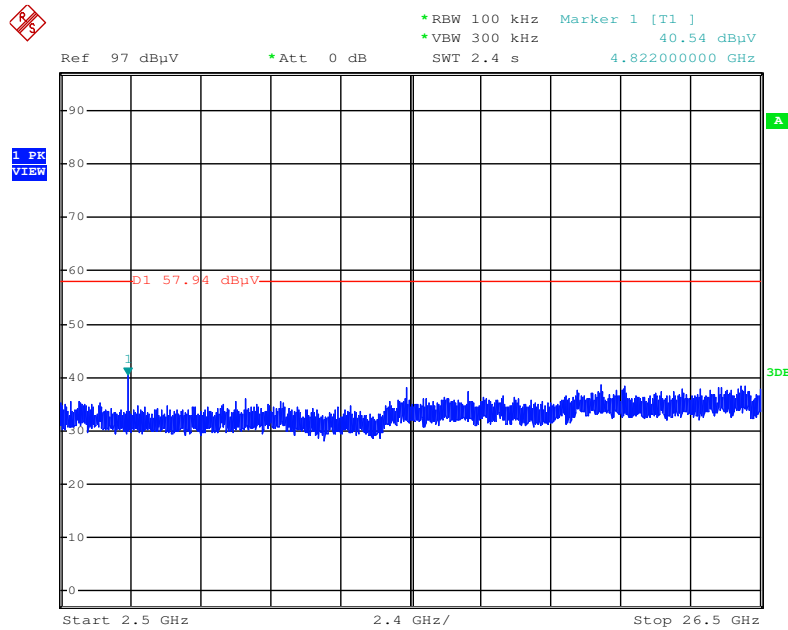


Plot on Configuration IEEE 802.11b / CH 1 / 30MHz~2400MHz (down 30dBc) - Horizontal



Date: 1.SEP.2015 17:23:51

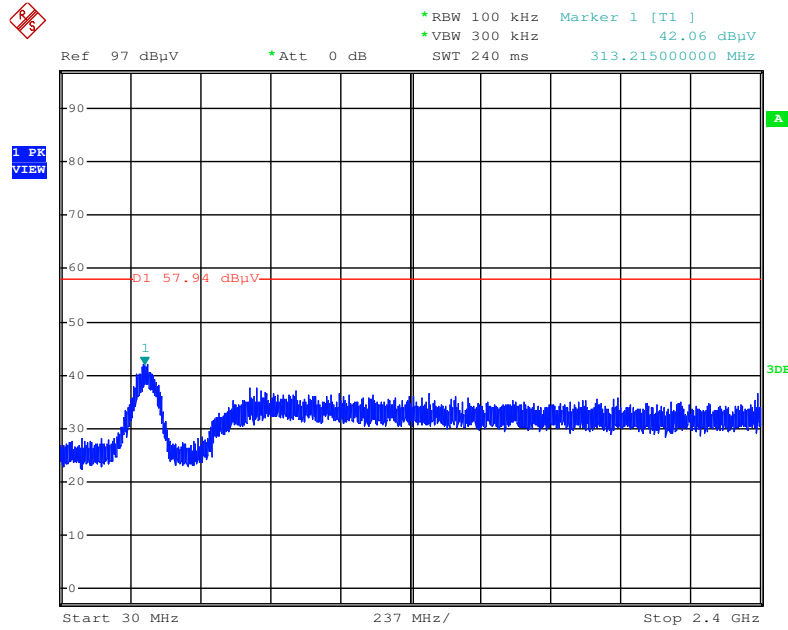
Plot on Configuration IEEE 802.11b / CH 1 / 2500MHz~26500MHz (down 30dBc) - Horizontal



Date: 31.AUG.2015 22:26:00

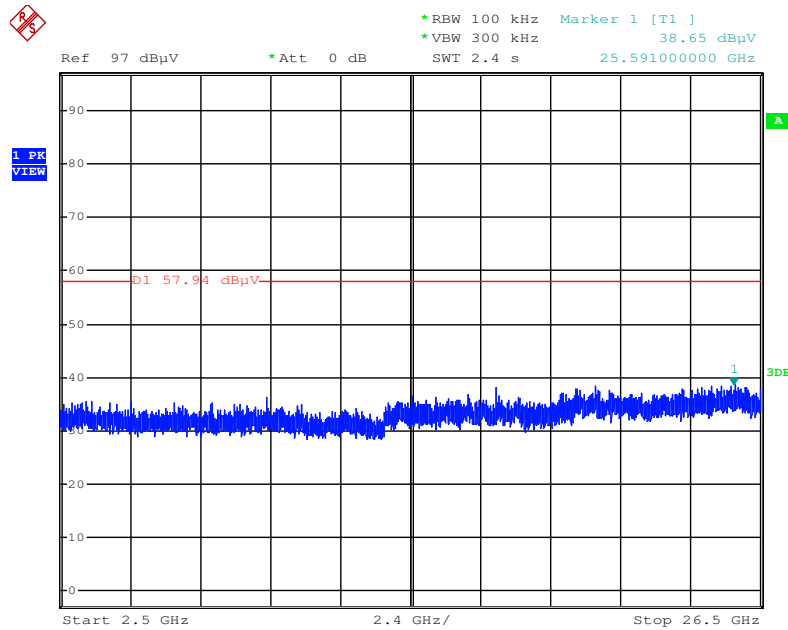
Note: Only the worse polarization (Horizontal) is tested and recorded in test report.

Plot on Configuration IEEE 802.11b / CH 11 / 30MHz~2400MHz (down 30dBc) - Horizontal



Date: 31.AUG.2015 22:26:58

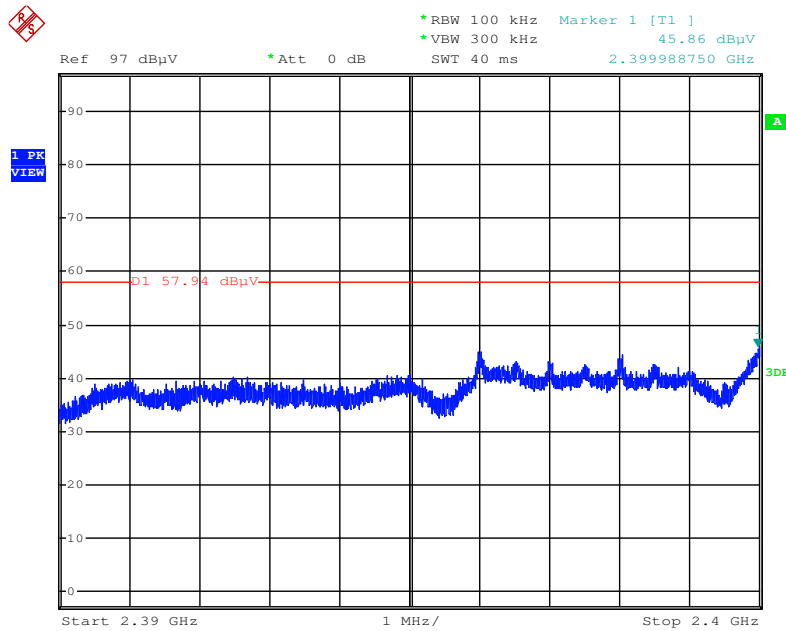
Plot on Configuration IEEE 802.11b / CH 11 / 2500MHz~26500MHz (down 30dBc) - Horizontal



Date: 31.AUG.2015 22:27:23

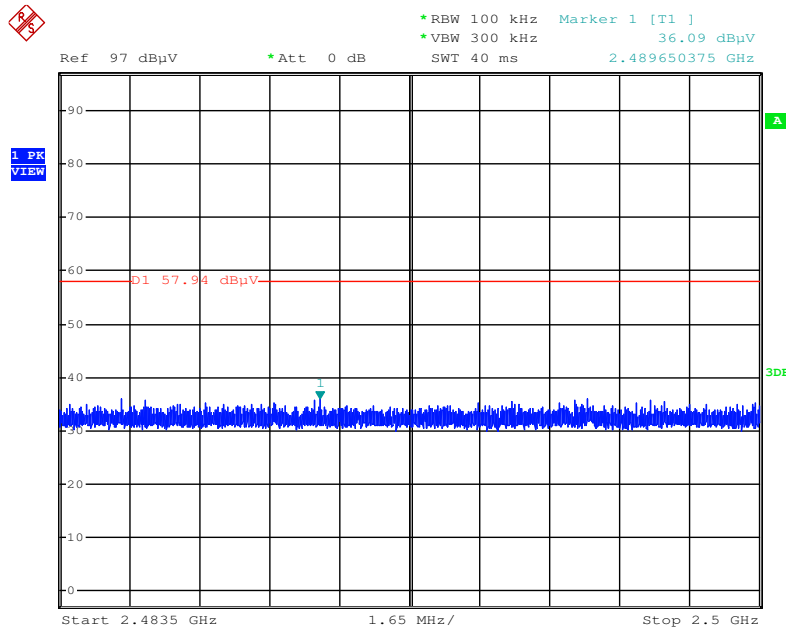
Note: Only the worse polarization (Horizontal) is tested and recorded in test report.

**Plot on Configuration IEEE 802.11b / CH 1 / 2390-2400MHz (down 30dBc) - Horizontal**



Date: 19.DEC.2015 06:57:30

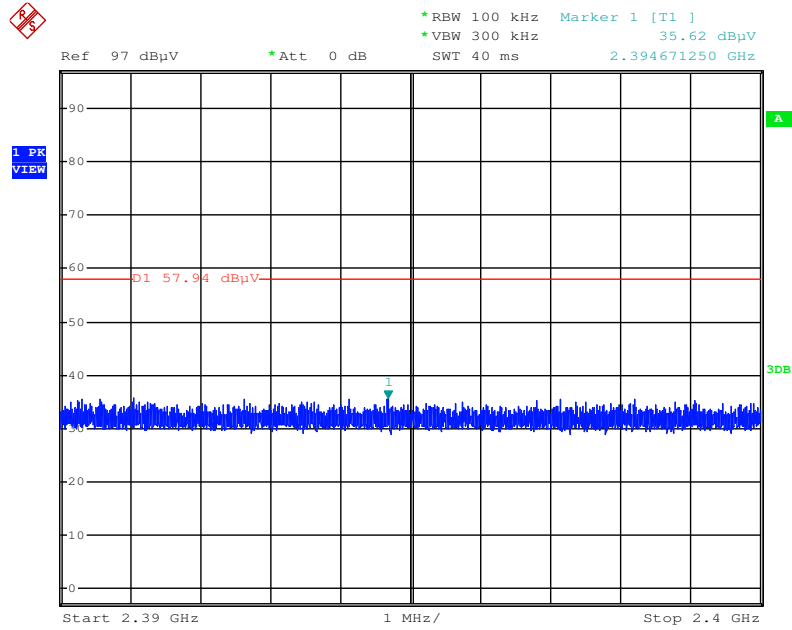
**Plot on Configuration IEEE 802.11b / CH 1 / 2483.5-2500MHz (down 30dBc) - Horizontal**



Date: 19.DEC.2015 06:59:09

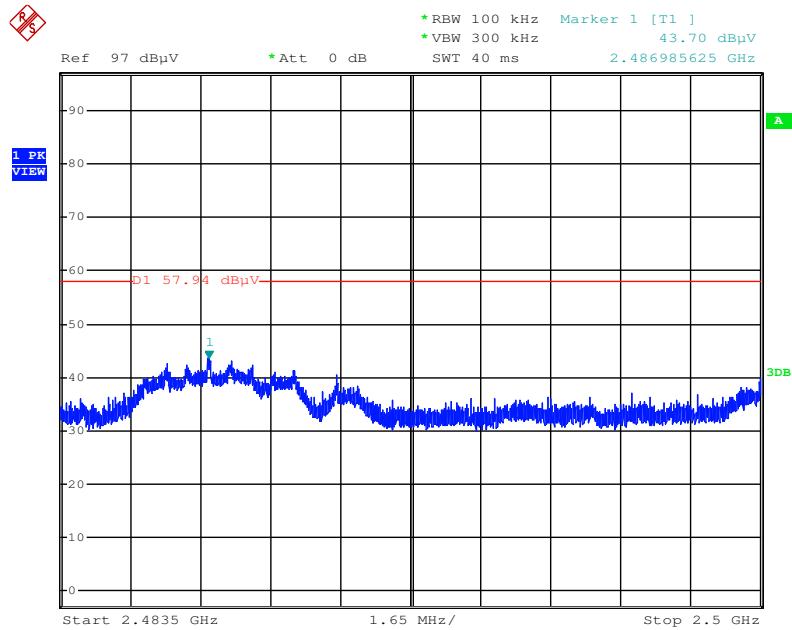
Note: Only the worse polarization (Horizontal) is tested and recorded in test report.

**Plot on Configuration IEEE 802.11b / CH 11 / 2390-2400MHz (down 30dBc) - Horizontal**



Date: 19.DEC.2015 07:01:11

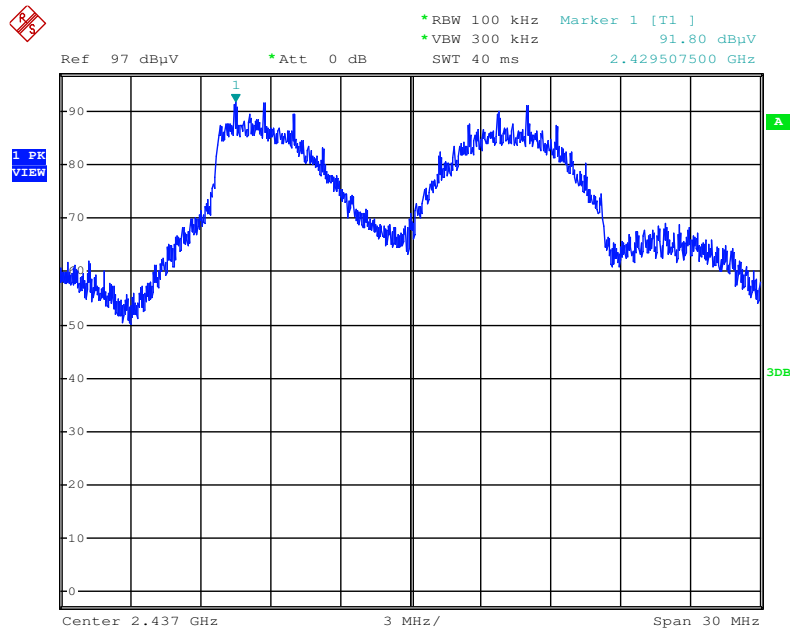
**Plot on Configuration IEEE 802.11b / CH 11 / 2483.5-2500MHz (down 30dBc) - Horizontal**



Date: 19.DEC.2015 07:01:50

Note: Only the worse polarization (Horizontal) is tested and recorded in test report.

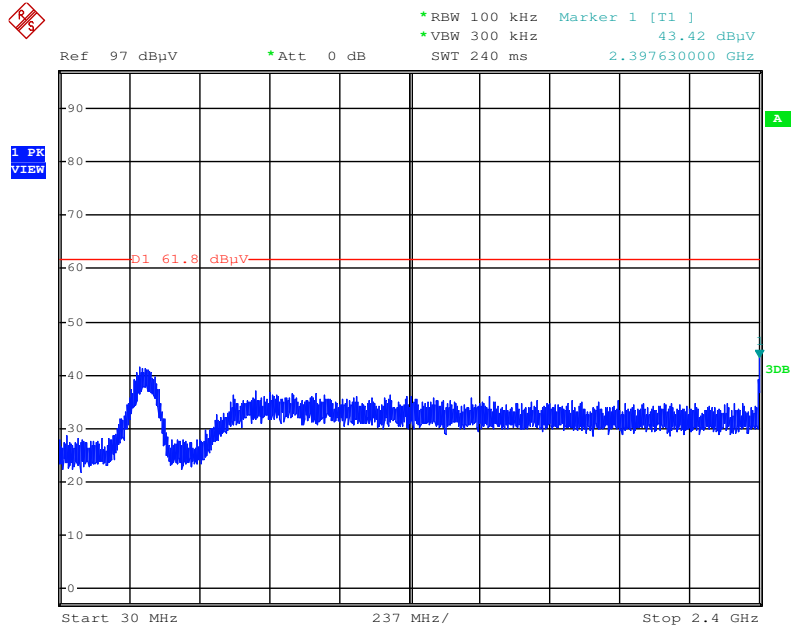
Plot on Configuration IEEE 802.11g / Reference Level - Horizontal



Date: 31.AUG.2015 22:28:47

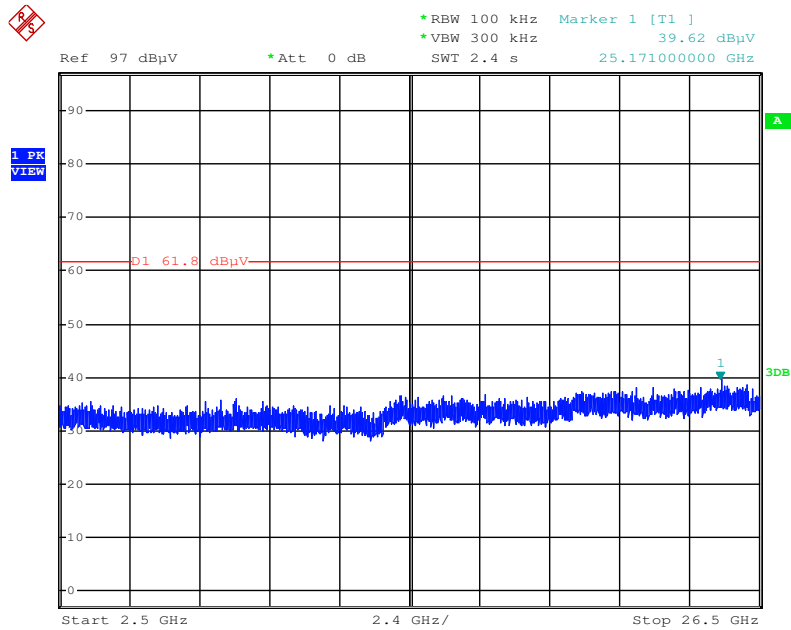
Note: Only the worse polarization (Horizontal) is tested and recorded in test report.

Plot on Configuration IEEE 802.11g / CH 1 / 30MHz~2400MHz (down 30dBc) - Horizontal



Date: 31.AUG.2015 22:29:47

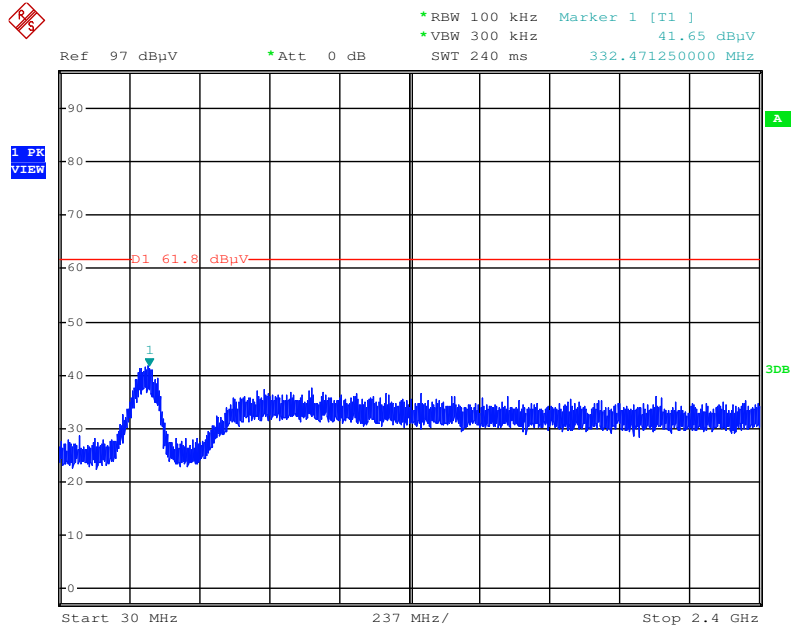
Plot on Configuration IEEE 802.11g / CH 1 / 2500MHz~26500MHz (down 30dBc) - Horizontal



Date: 31.AUG.2015 22:30:17

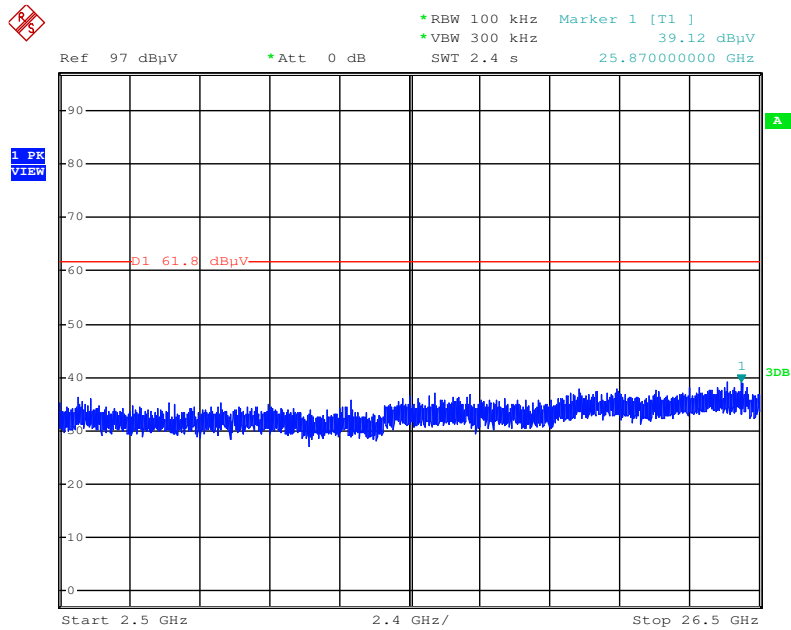
Note: Only the worse polarization (Horizontal) is tested and recorded in test report.

Plot on Configuration IEEE 802.11g / CH 11 / 30MHz~2400MHz (down 30dBc) - Horizontal



Date: 31.AUG.2015 22:31:03

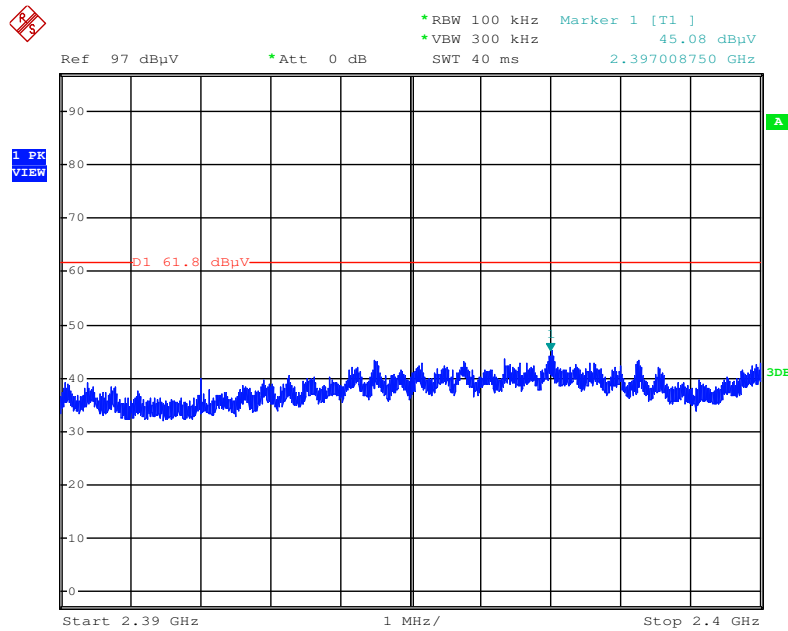
Plot on Configuration IEEE 802.11g / CH 11 / 2500MHz~26500MHz (down 30dBc) - Horizontal



Date: 31.AUG.2015 22:31:28

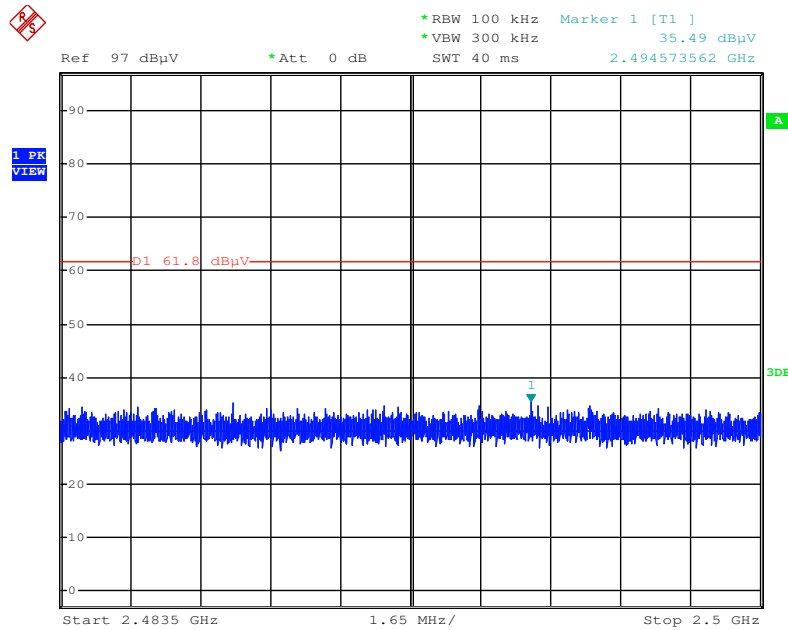
Note: Only the worse polarization (Horizontal) is tested and recorded in test report.

Plot on Configuration IEEE 802.11g / CH 1 / 2390MHz~2400MHz (down 30dBc) - Horizontal



Date: 19.DEC.2015 07:04:37

Plot on Configuration IEEE 802.11g / CH 1 / 2483.5-2500MHz (down 30dBc) - Horizontal

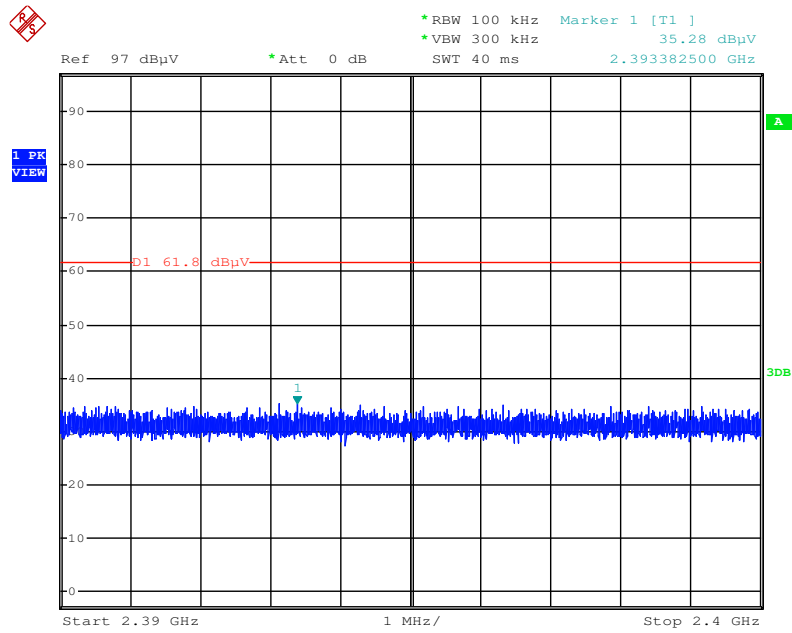


Date: 19.DEC.2015 07:20:49

Note: Only the worse polarization (Horizontal) is tested and recorded in test report.

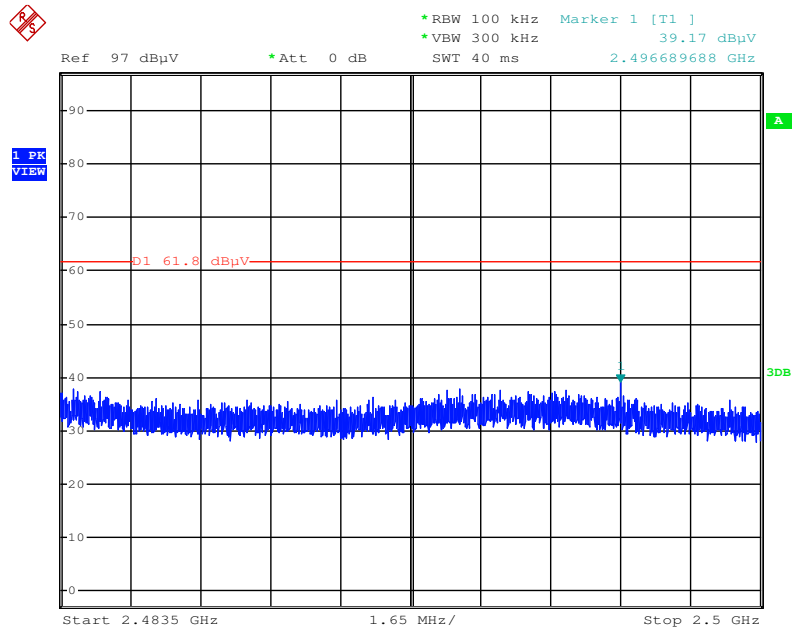


Plot on Configuration IEEE 802.11g / CH 11 / 2390MHz~2400MHz (down 30dBc) - Horizontal



Date: 19.DEC.2015 07:06:30

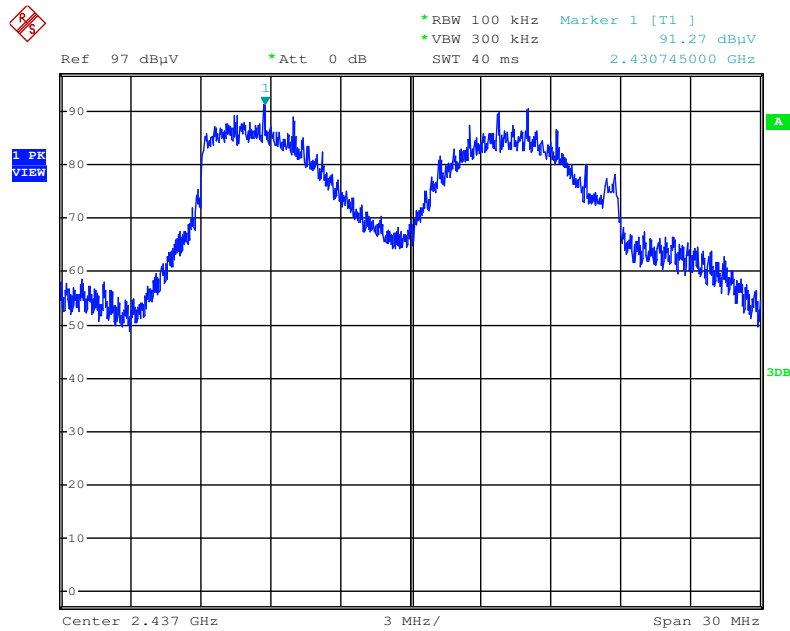
Plot on Configuration IEEE 802.11g / CH 11 / 2483.5-2500MHz (down 30dBc) - Horizontal



Date: 19.DEC.2015 07:07:12

Note: Only the worse polarization (Horizontal) is tested and recorded in test report.

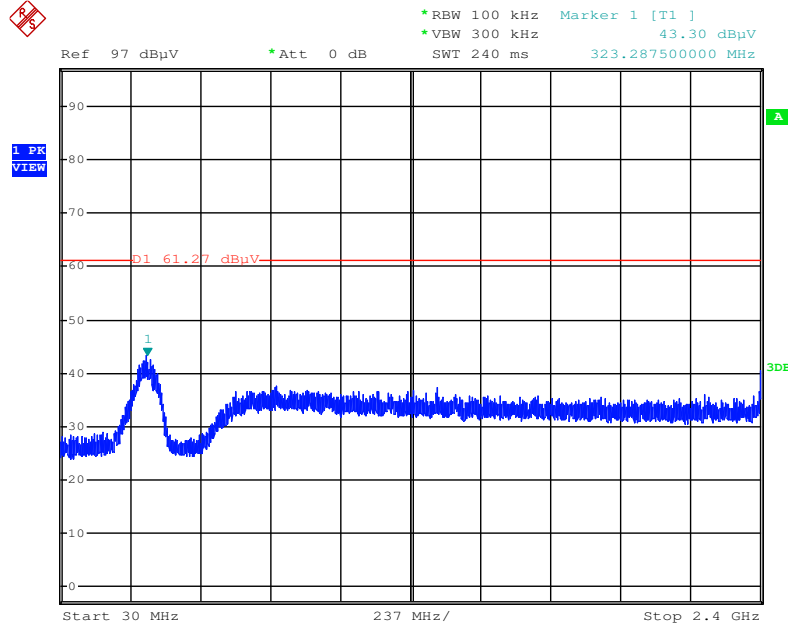
Plot on Configuration IEEE 802. 11ac MCS0/Nss1 VHT20 / Reference Level - Horizontal



Date: 31.AUG.2015 22:32:50

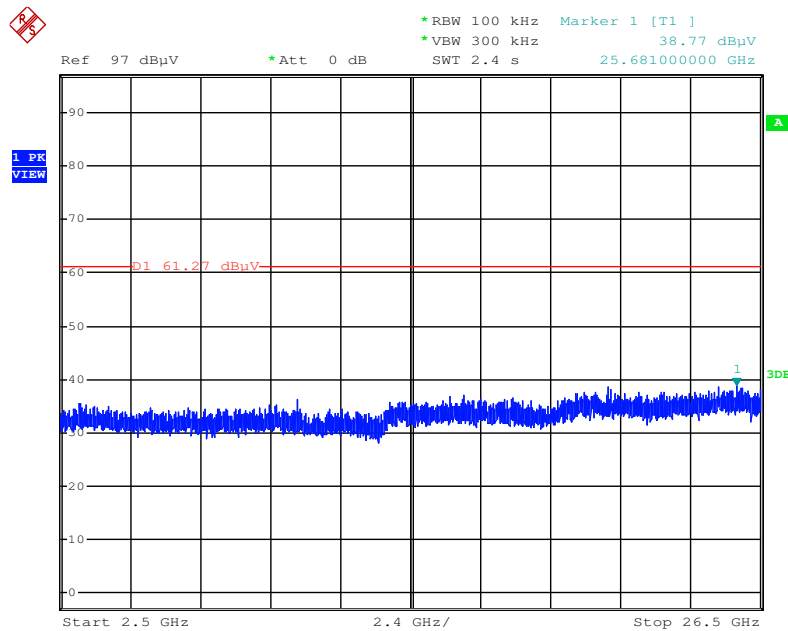
Note: Only the worse polarization (Horizontal) is tested and recorded in test report.

Plot on Configuration IEEE 802. 11ac MCS0/Nss1 VHT20 / CH 1 / 30MHz~2400MHz (down 30dBc) -  
Horizontal



Date: 31.AUG.2015 22:34:07

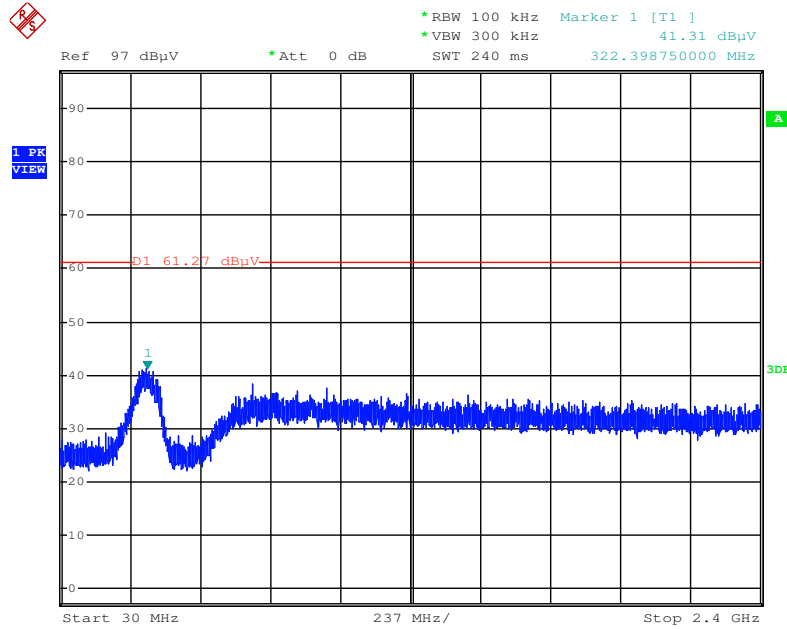
Plot on Configuration IEEE 802. 11ac MCS0/Nss1 VHT20 / CH 1 / 2500MHz~26500MHz (down 30dBc) -  
Horizontal



Date: 31.AUG.2015 22:34:43

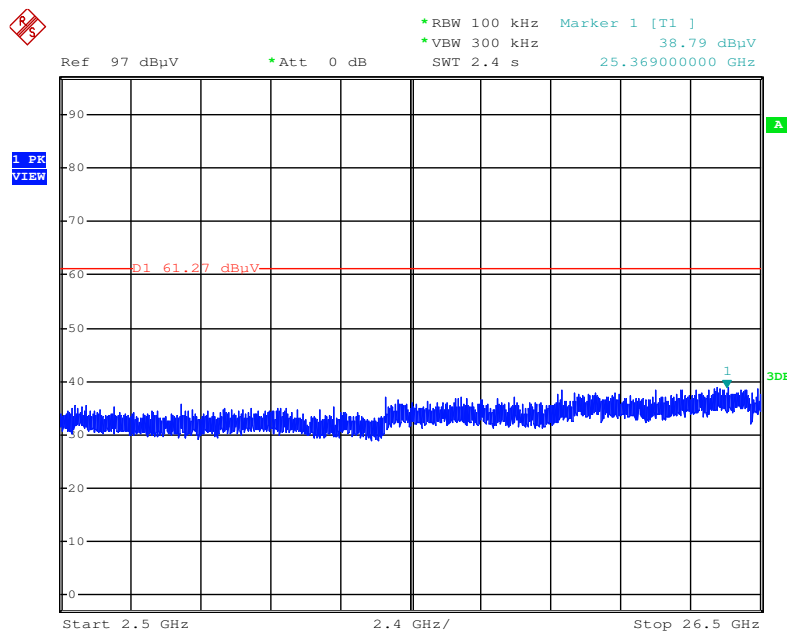
Note: Only the worse polarization (Horizontal) is tested and recorded in test report.

**Plot on Configuration IEEE 802. 11ac MCS0/Nss1 VHT20 / CH 11 / 30MHz~2400MHz (down 30dBc) - Horizontal**



Date: 31.AUG.2015 22:35:45

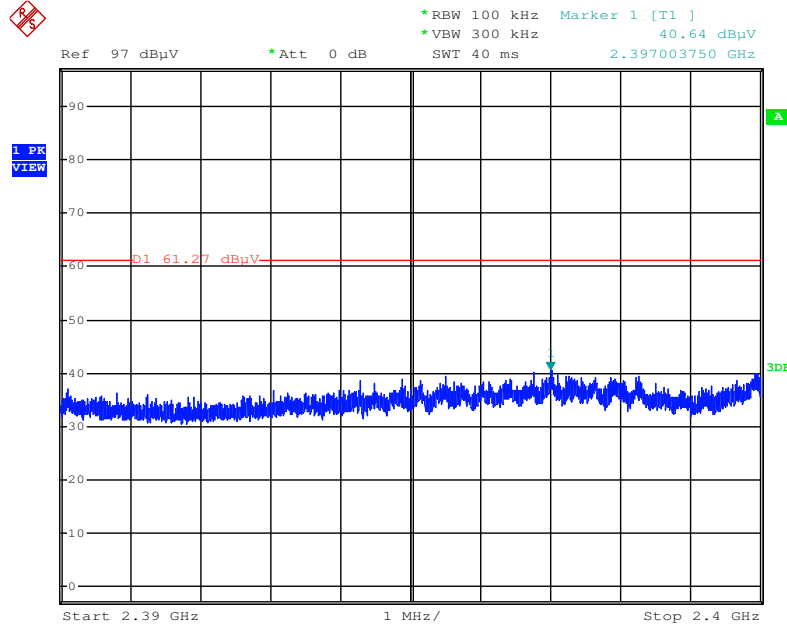
**Plot on Configuration IEEE 802. 11ac MCS0/Nss1 VHT20 / CH 11 / 2500MHz~26500MHz (down 30dBc) - Horizontal**



Date: 31.AUG.2015 22:36:23

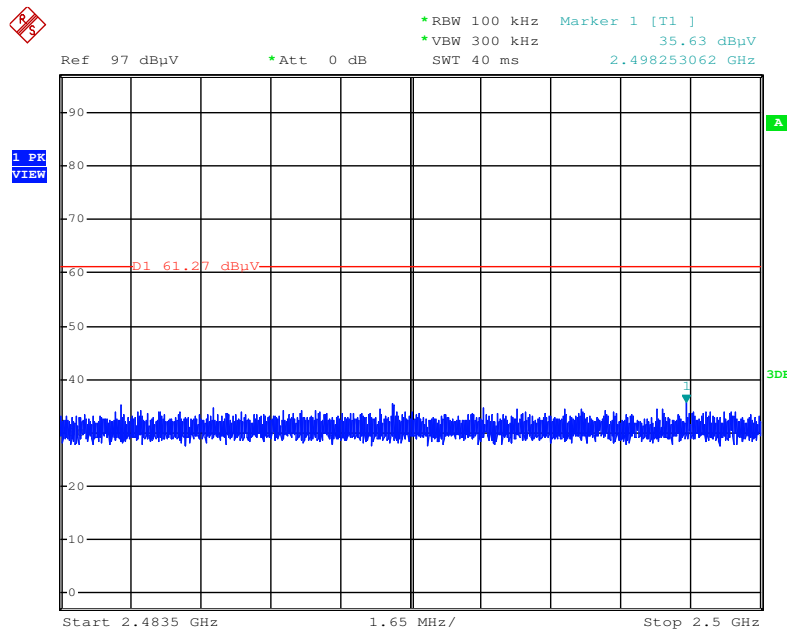
Note: Only the worse polarization (Horizontal) is tested and recorded in test report.

**Plot on Configuration IEEE 802. 11ac MCS0/Nss1 VHT20 / CH 1 / 2390MHz~2400MHz (down 30dBc) - Horizontal**



Date: 19.DEC.2015 07:09:49

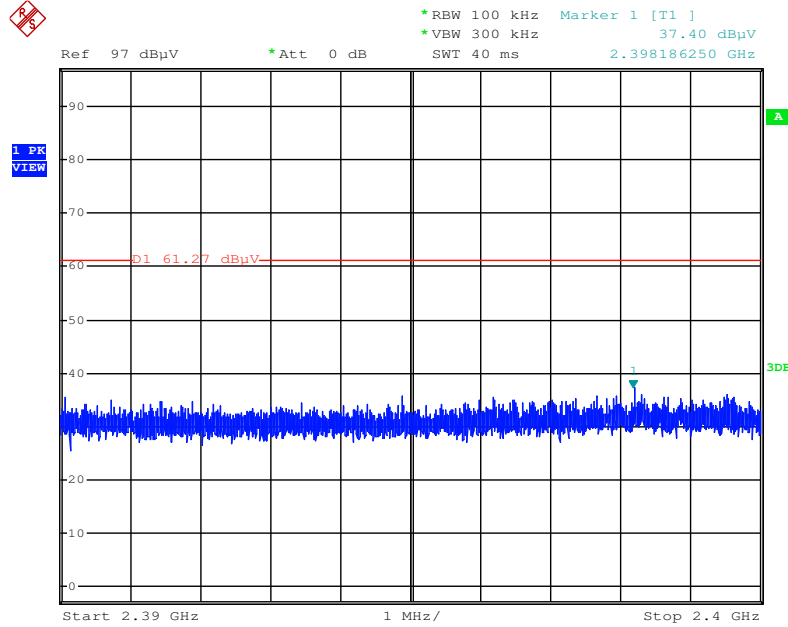
**Plot on Configuration IEEE 802. 11ac MCS0/Nss1 VHT20 / CH 1 / 2483.5-2500MHz (down 30dBc) - Horizontal**



Date: 19.DEC.2015 07:10:15

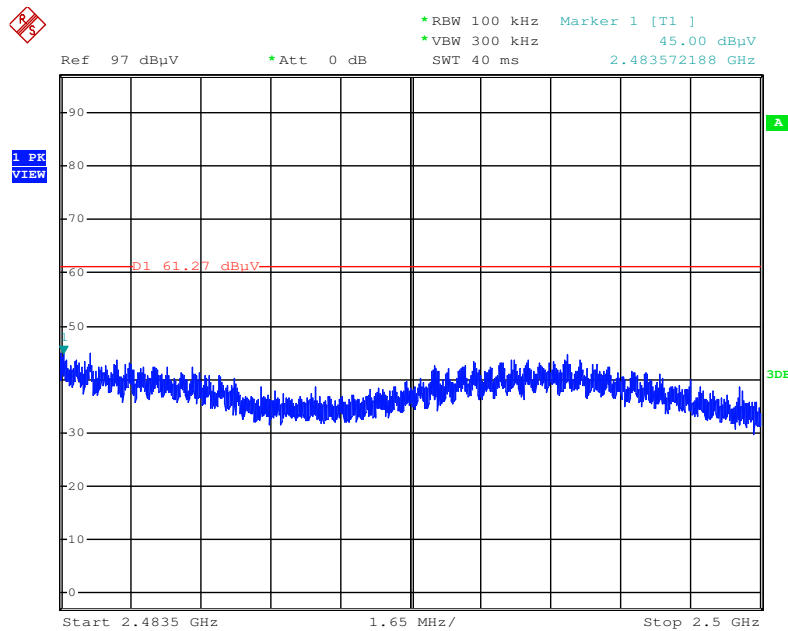
Note: Only the worse polarization (Horizontal) is tested and recorded in test report.

**Plot on Configuration IEEE 802. 11ac MCS0/Nss1 VHT20 / CH 11 / 2390MHz~2400MHz (down 30dBc) - Horizontal**



Date: 19.DEC.2015 07:19:23

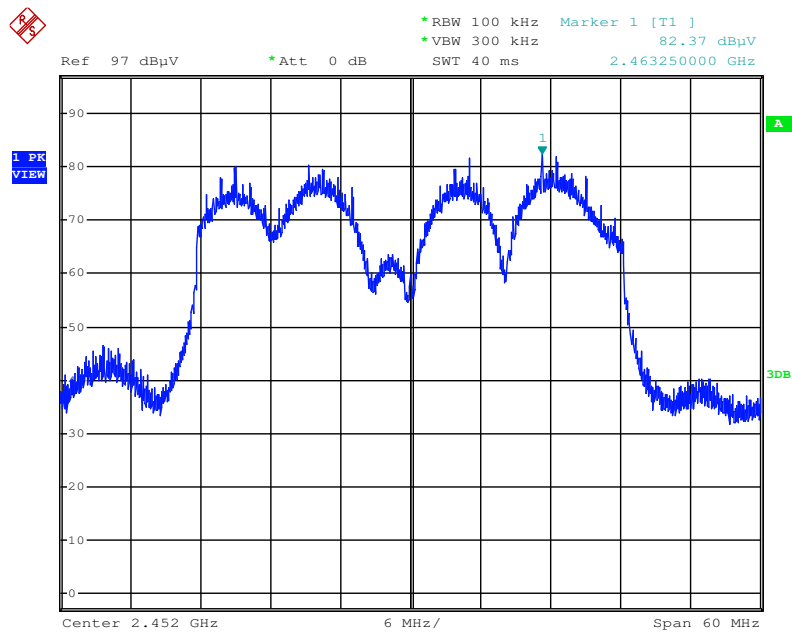
**Plot on Configuration IEEE 802. 11ac MCS0/Nss1 VHT20 / CH 11 / 2483.5-2500MHz (down 30dBc) - Horizontal**



Date: 19.DEC.2015 07:11:50

Note: Only the worse polarization (Horizontal) is tested and recorded in test report.

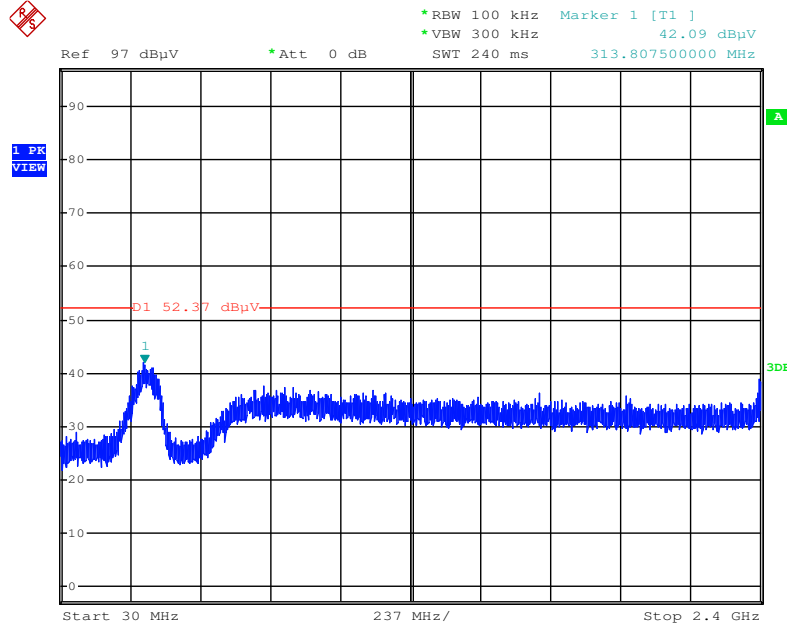
Plot on Configuration IEEE 802. 11ac MCS0/Nss1 VHT40 / Reference Level - Horizontal



Date: 31.AUG.2015 22:37:44

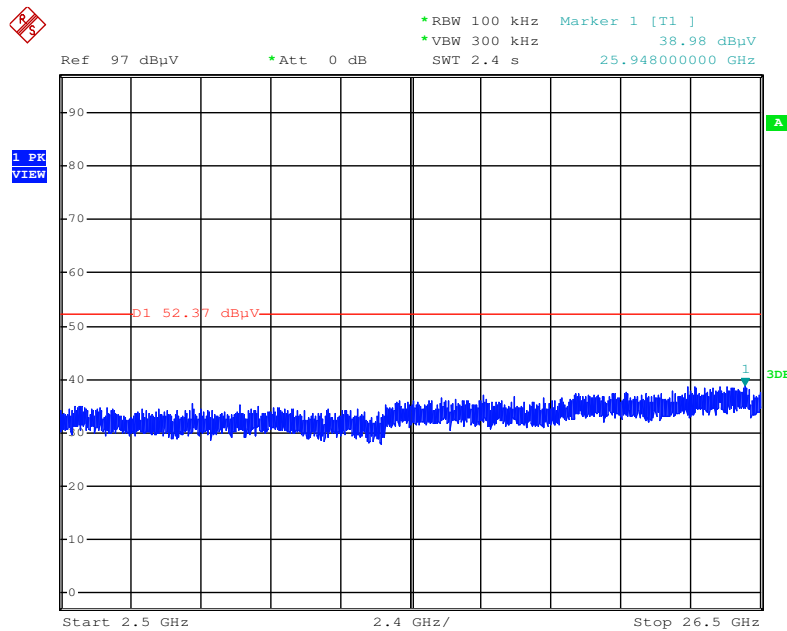
Note: Only the worse polarization (Horizontal) is tested and recorded in test report.

**Plot on Configuration IEEE 802. 11ac MCS0/Nss1 VHT40 / CH 3 / 30MHz~2400MHz (down 30dBc) - Horizontal**



Date: 31.AUG.2015 22:39:57

**Plot on Configuration IEEE 802. 11ac MCS0/Nss1 VHT40 / CH 3 / 2500MHz~26500MHz (down 30dBc) - Horizontal**

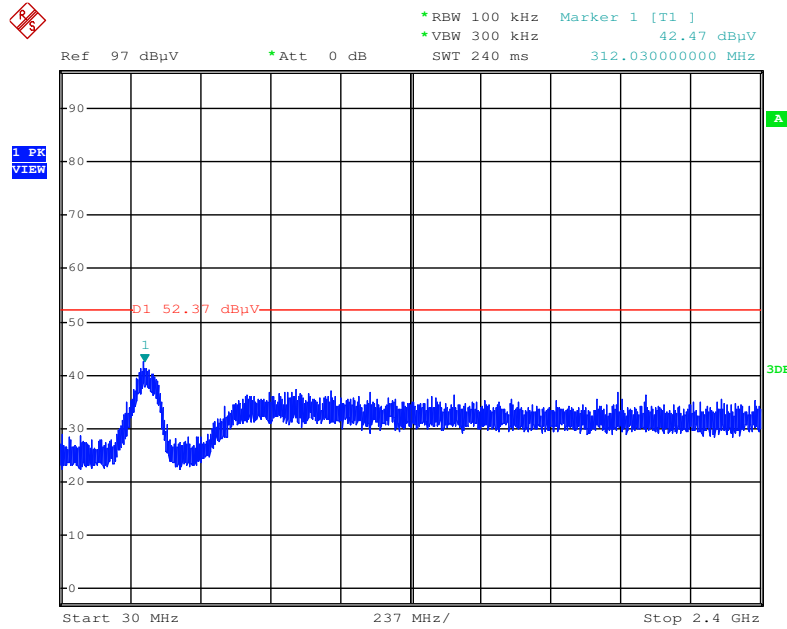


Date: 31.AUG.2015 22:40:25

Note: Only the worse polarization (Horizontal) is tested and recorded in test report.

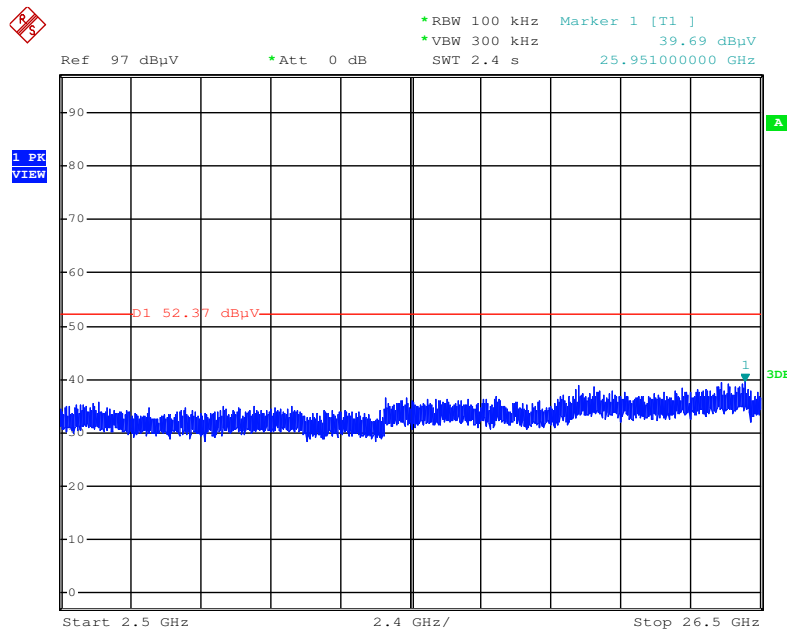


Plot on Configuration IEEE 802. 11ac MCS0/Nss1 VHT40 / CH 9 / 30MHz~2400MHz (down 30dBc) - Horizontal



Date: 31.AUG.2015 22:38:24

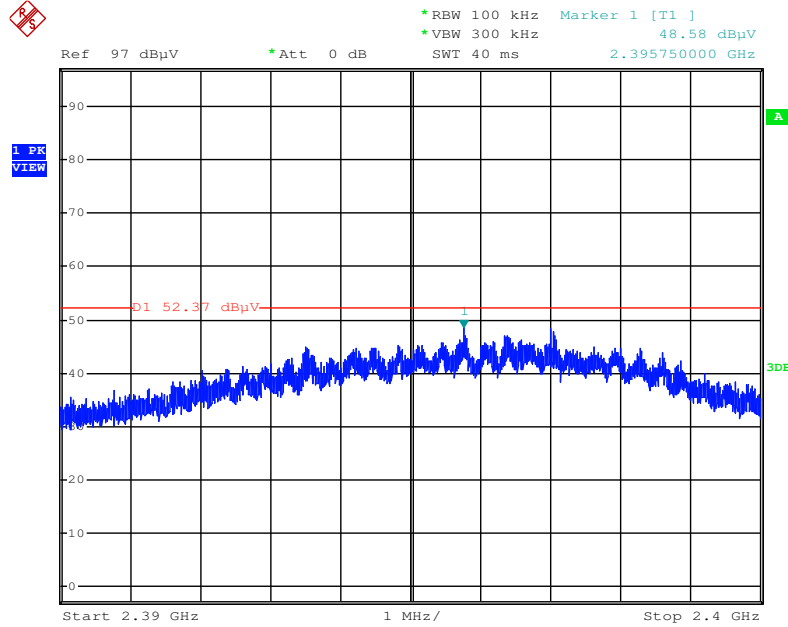
Plot on Configuration IEEE 802. 11ac MCS0/Nss1 VHT40 / CH 9 / 2500MHz~26500MHz (down 30dBc) - Horizontal



Date: 31.AUG.2015 22:38:58

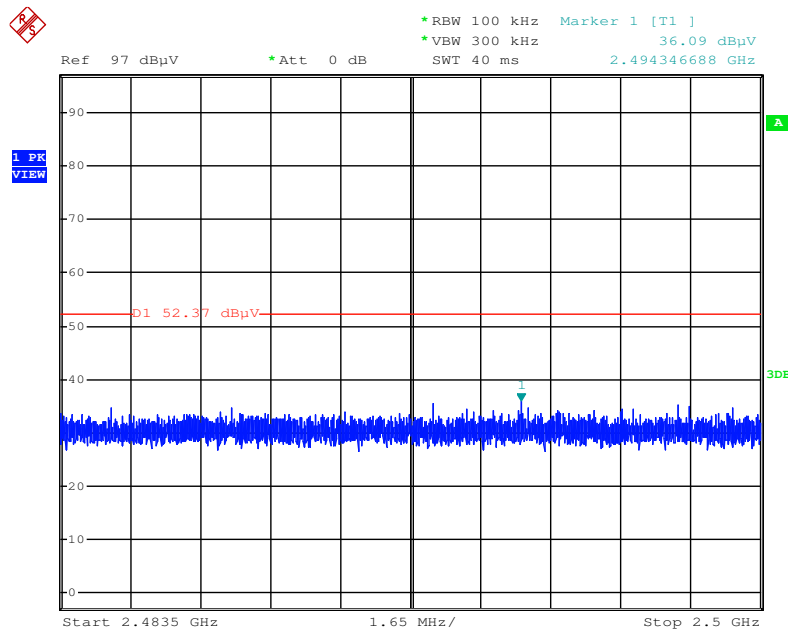
Note: Only the worse polarization (Horizontal) is tested and recorded in test report.

**Plot on Configuration IEEE 802. 11ac MCS0/Nss1 VHT40 / CH 3 / 2390MHz~2400MHz (down 30dBc) - Horizontal**



Date: 19.DEC.2015 07:14:58

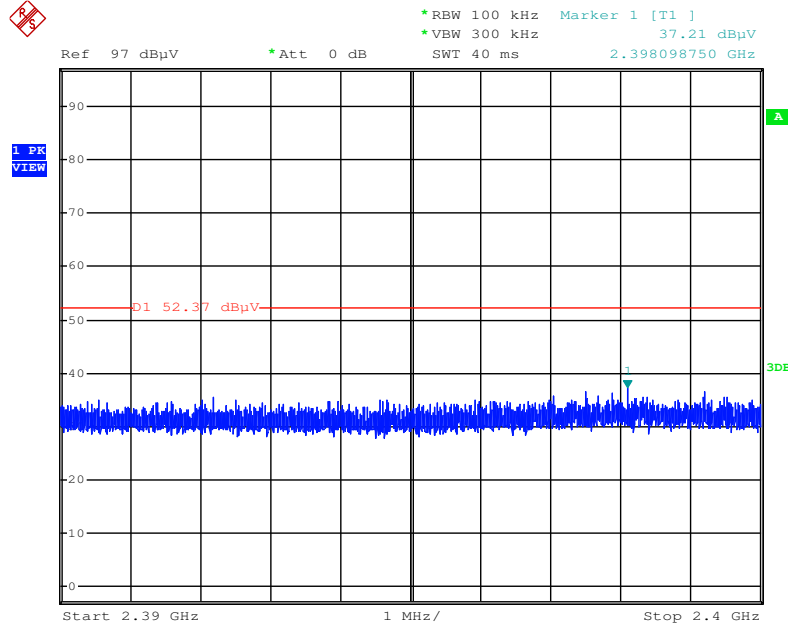
**Plot on Configuration IEEE 802. 11ac MCS0/Nss1 VHT40 / CH 3 / 2483.5-2500MHz (down 30dBc) - Horizontal**



Date: 19.DEC.2015 07:15:39

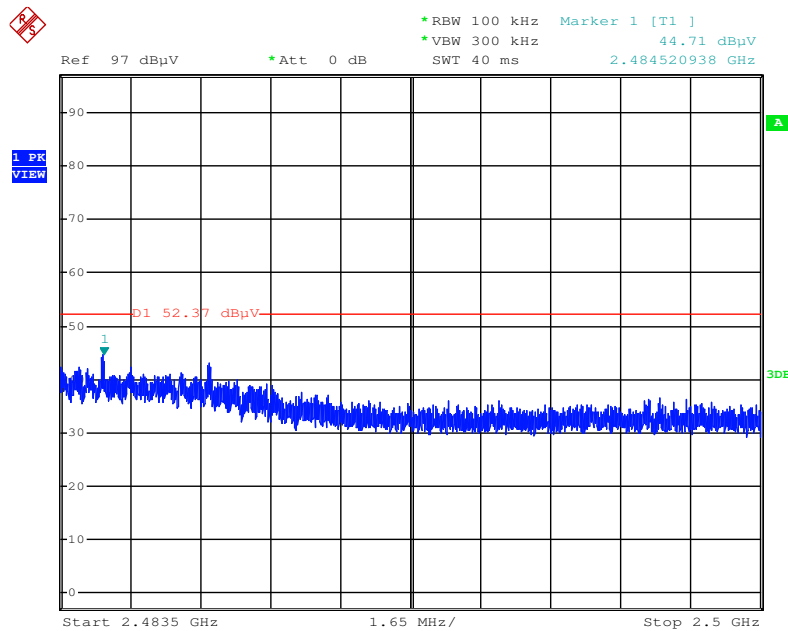
Note: Only the worse polarization (Horizontal) is tested and recorded in test report.

**Plot on Configuration IEEE 802. 11ac MCS0/Nss1 VHT40 / CH 9 / 2390MHz~2400MHz (down 30dBc) - Horizontal**



Date: 19.DEC.2015 07:16:59

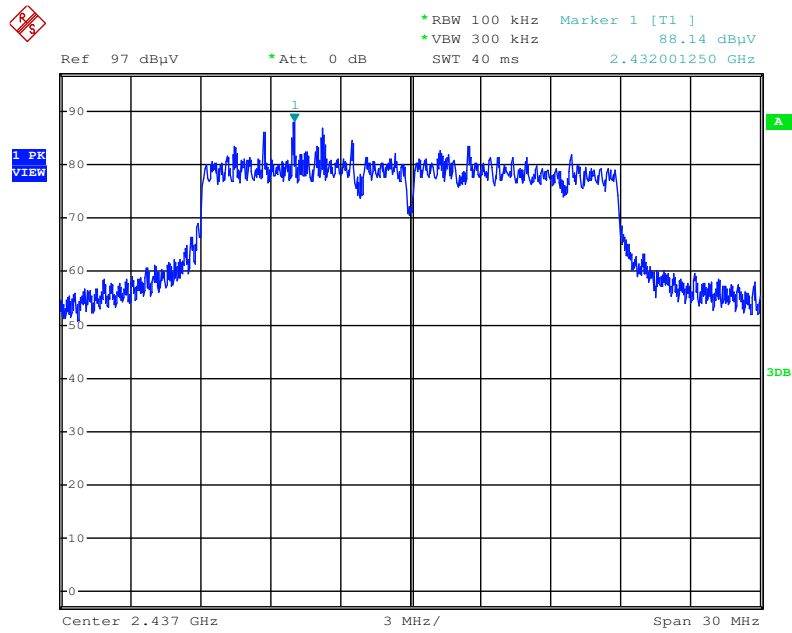
**Plot on Configuration IEEE 802. 11ac MCS0/Nss1 VHT40 / CH 9 / 2483.5-2500MHz (down 30dBc) - Horizontal**



Date: 19.DEC.2015 07:17:23

Note: Only the worse polarization (Horizontal) is tested and recorded in test report.

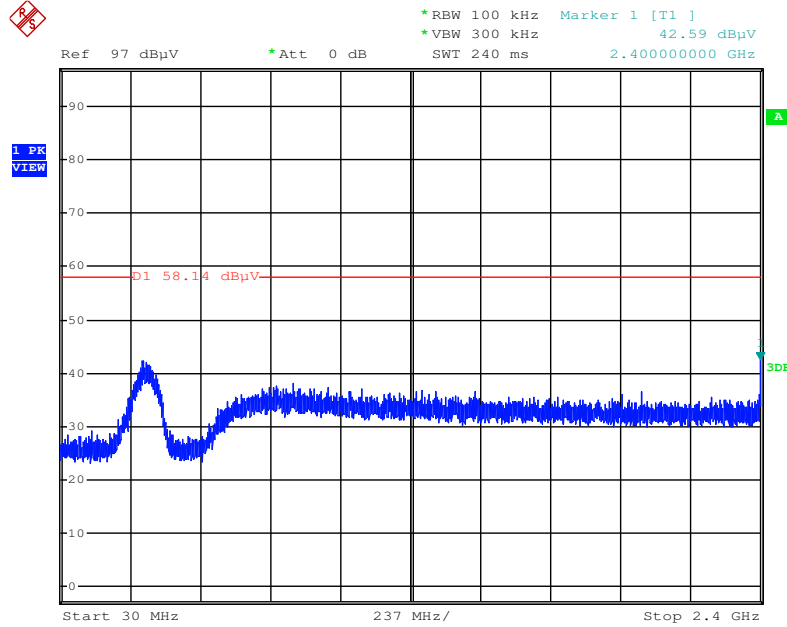
Plot on Configuration IEEE 802.11ac MCS0/Nss4 VHT20 / Reference Level - Horizontal



Date: 1.SEP.2015 01:50:46

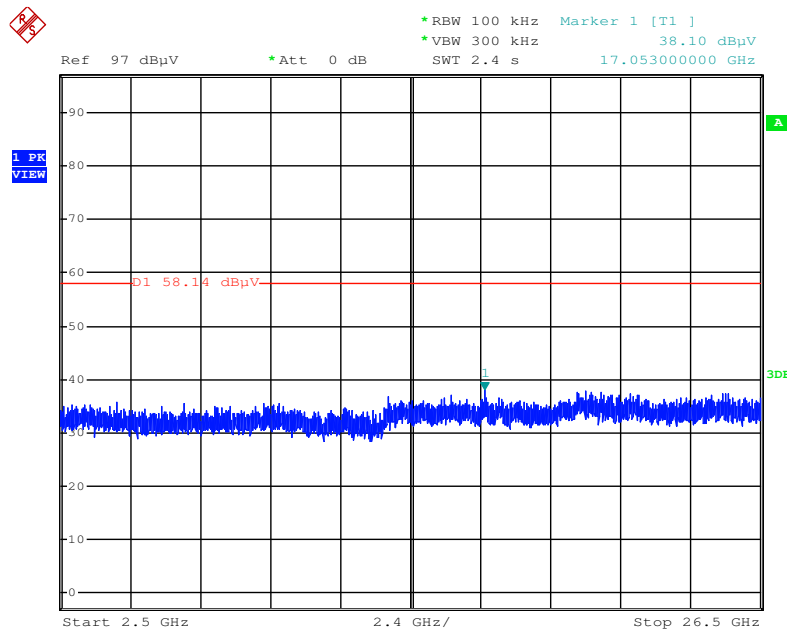
Note: Only the worse polarization (Horizontal) is tested and recorded in test report.

**Plot on Configuration IEEE 802. 11ac MCS0/Nss4 VHT20 / CH 1 / 30MHz~2400MHz (down 30dBc) - Horizontal**



Date: 1.SEP.2015 01:52:10

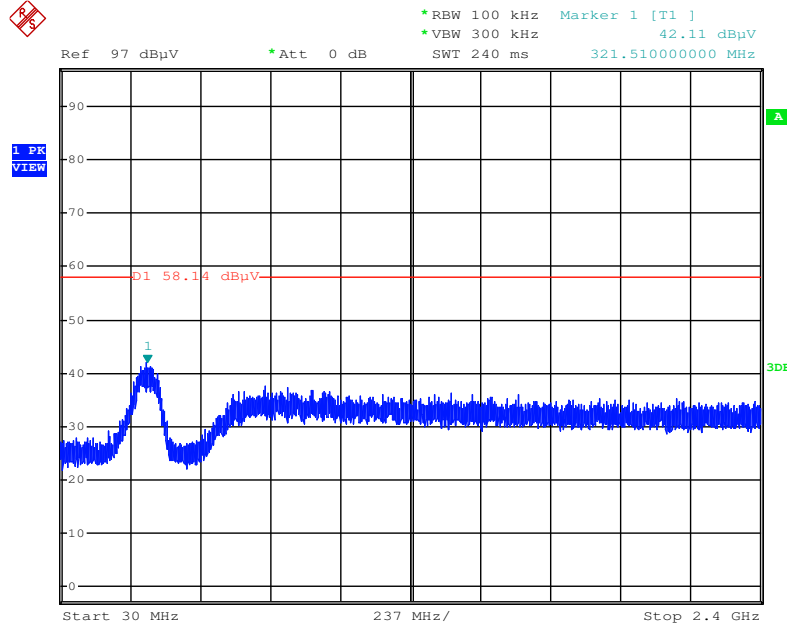
**Plot on Configuration IEEE 802. 11ac MCS0/Nss4 VHT20 / CH 1 / 2500MHz~26500MHz (down 30dBc) - Horizontal**



Date: 1.SEP.2015 01:52:42

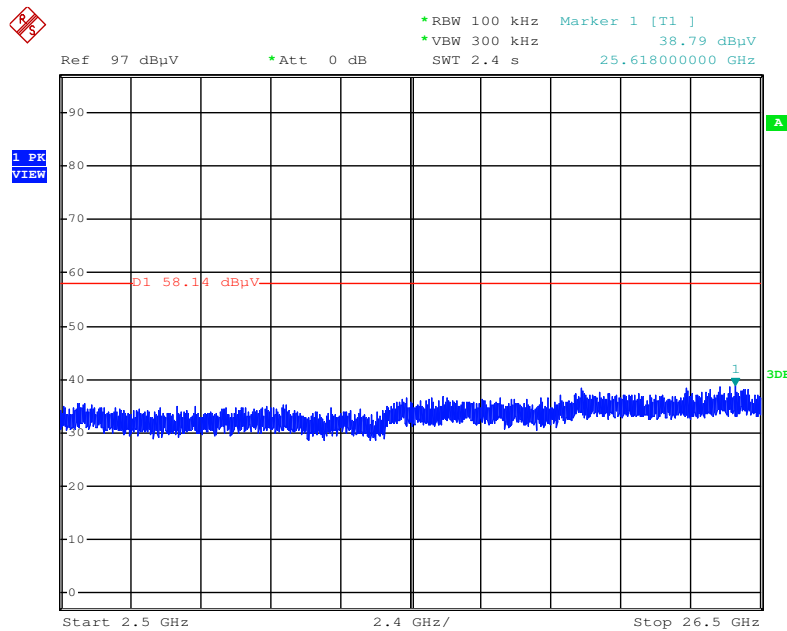
Note: Only the worse polarization (Horizontal) is tested and recorded in test report.

**Plot on Configuration IEEE 802. 11ac MCS0/Nss4 VHT20 / CH 11 / 30MHz~2400MHz (down 30dBc) - Horizontal**



Date: 1.SEP.2015 01:54:03

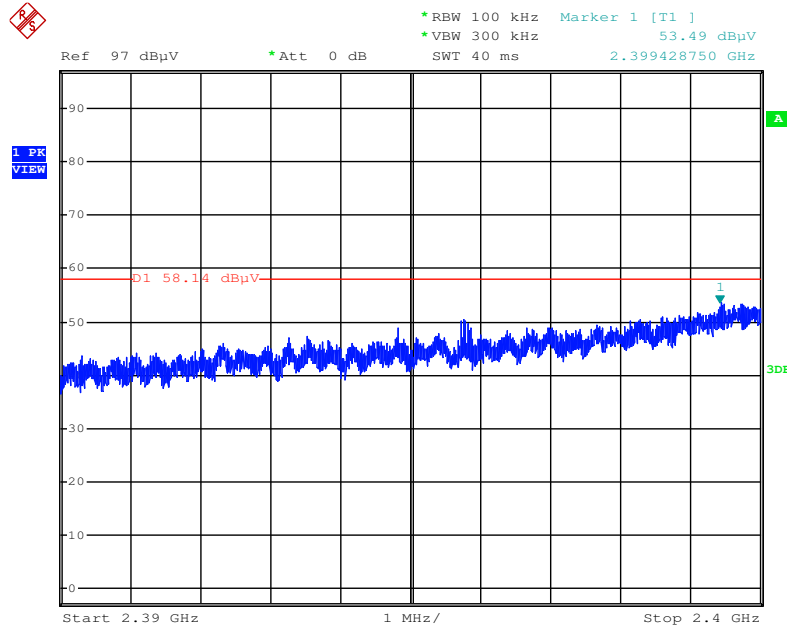
**Plot on Configuration IEEE 802. 11ac MCS0/Nss4 VHT20 / CH 11 / 2500MHz~26500MHz (down 30dBc) - Horizontal**



Date: 1.SEP.2015 01:54:33

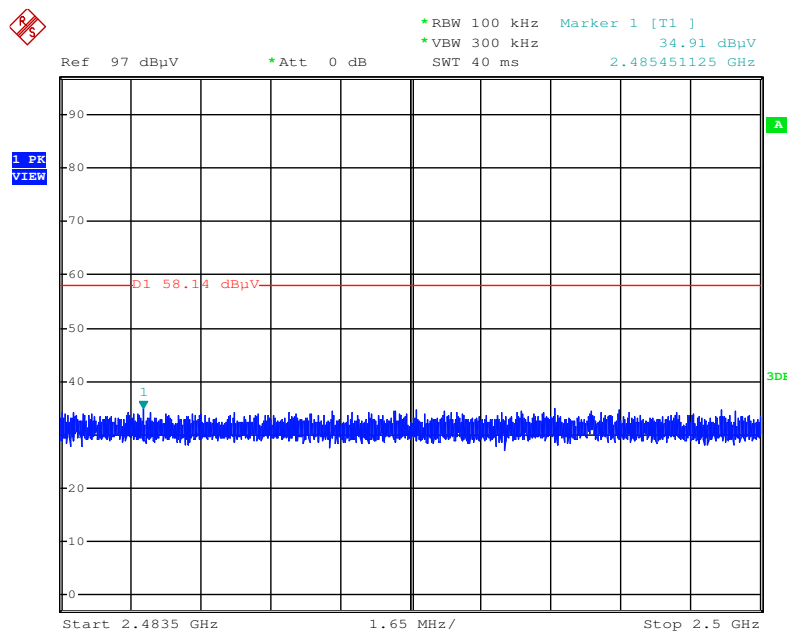
Note: Only the worse polarization (Horizontal) is tested and recorded in test report.

**Plot on Configuration IEEE 802. 11ac MCS0/Nss4 VHT20 / CH 1 / 2390MHz~2400MHz (down 30dBc) - Horizontal**



Date: 19.DEC.2015 07:44:59

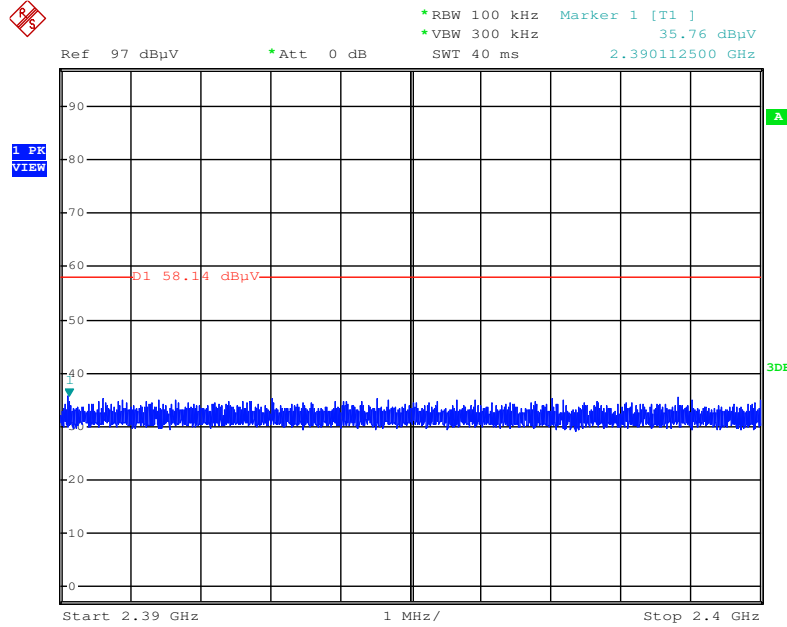
**Plot on Configuration IEEE 802. 11ac MCS0/Nss4 VHT20 / CH 1 / 2483.5-2500MHz (down 30dBc) - Horizontal**



Date: 19.DEC.2015 07:45:28

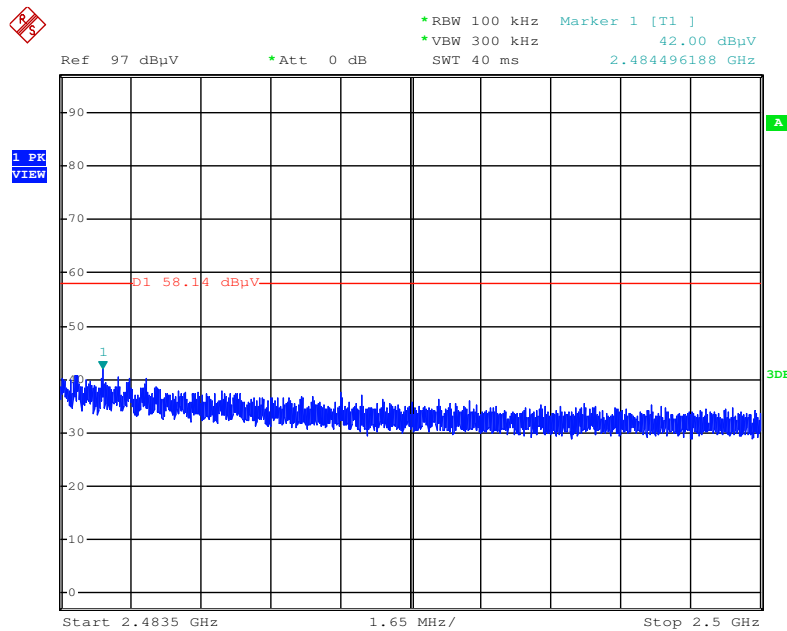
Note: Only the worse polarization (Horizontal) is tested and recorded in test report.

**Plot on Configuration IEEE 802. 11ac MCS0/Nss4 VHT20 / CH 11 / 2390MHz~2400MHz (down 30dBc) - Horizontal**



Date: 19.DEC.2015 07:47:26

**Plot on Configuration IEEE 802. 11ac MCS0/Nss4 VHT20 / CH 11 / 2483.5-2500MHz (down 30dBc) - Horizontal**

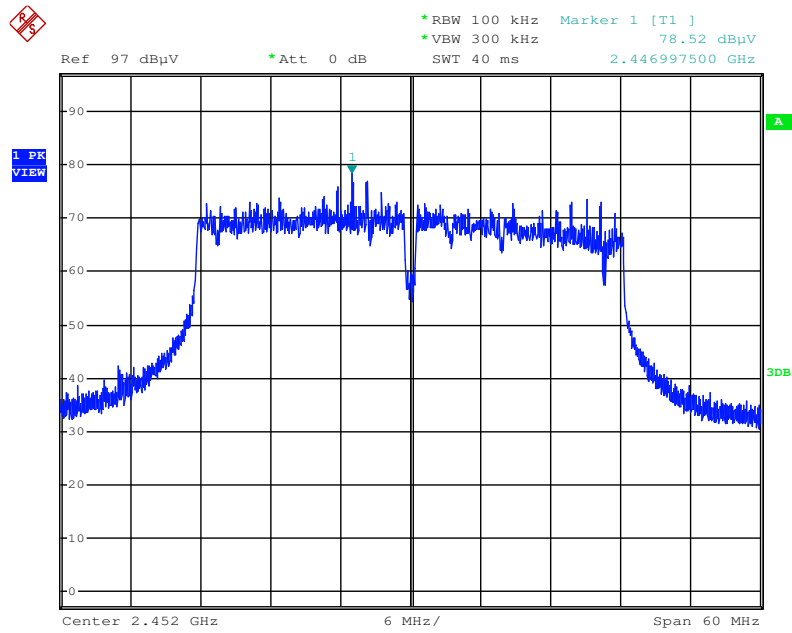


Date: 19.DEC.2015 07:47:53

Note: Only the worse polarization (Horizontal) is tested and recorded in test report.



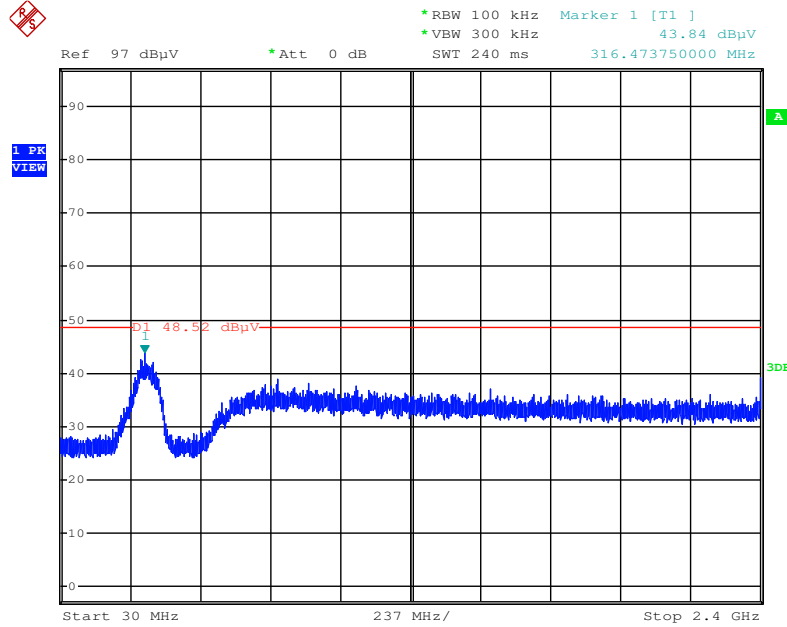
Plot on Configuration IEEE 802. 11ac MCS0/Nss4 VHT40 / Reference Level - Horizontal



Date: 1.SEP.2015 01:56:07

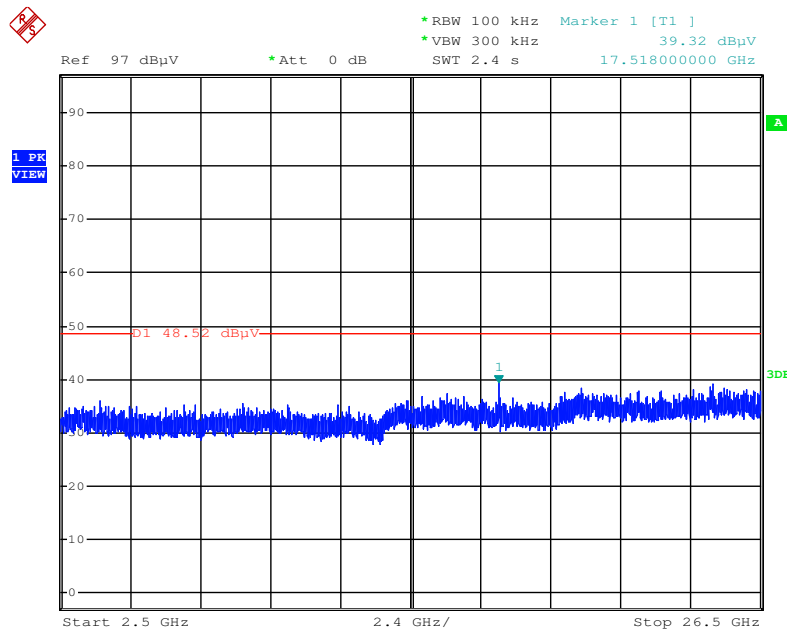
Note: Only the worse polarization (Horizontal) is tested and recorded in test report.

**Plot on Configuration IEEE 802. 11ac MCS0/Nss4 VHT40 / CH 3 / 30MHz~2400MHz (down 30dBc) - Horizontal**



Date: 1.SEP.2015 01:58:49

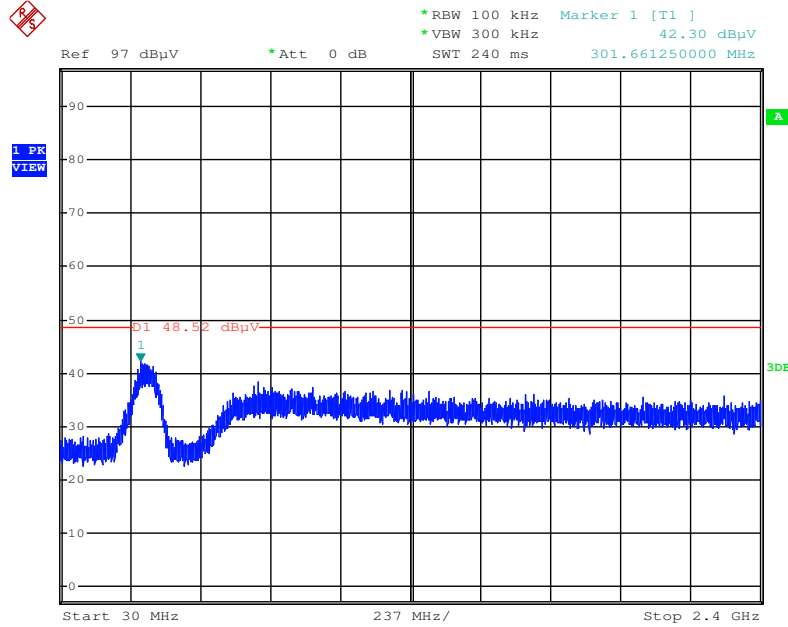
**Plot on Configuration IEEE 802. 11ac MCS0/Nss4 VHT40 / CH 3 / 2500MHz~26500MHz (down 30dBc) - Horizontal**



Date: 1.SEP.2015 01:59:19

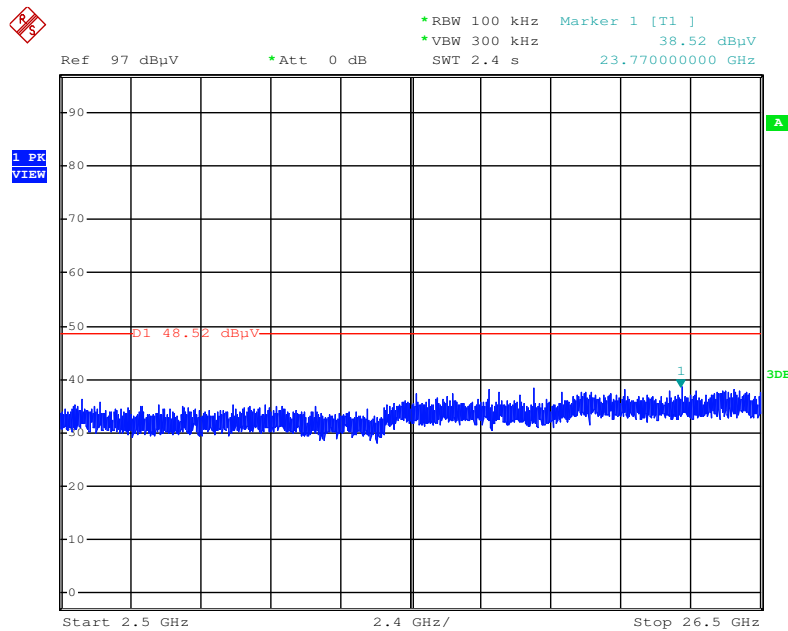
Note: Only the worse polarization (Horizontal) is tested and recorded in test report.

Plot on Configuration IEEE 802. 11ac MCS0/Nss4 VHT40 / CH 9 / 30MHz~2400MHz (down 30dBc) - Horizontal



Date: 1.SEP.2015 01:56:54

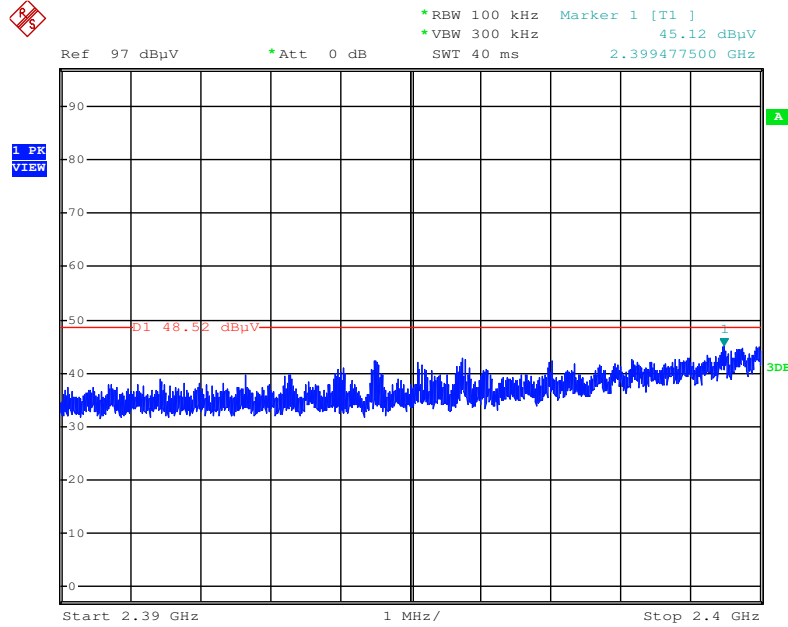
Plot on Configuration IEEE 802. 11ac MCS0/Nss4 VHT40 / CH 9 / 2500MHz~26500MHz (down 30dBc) - Horizontal



Date: 1.SEP.2015 01:57:35

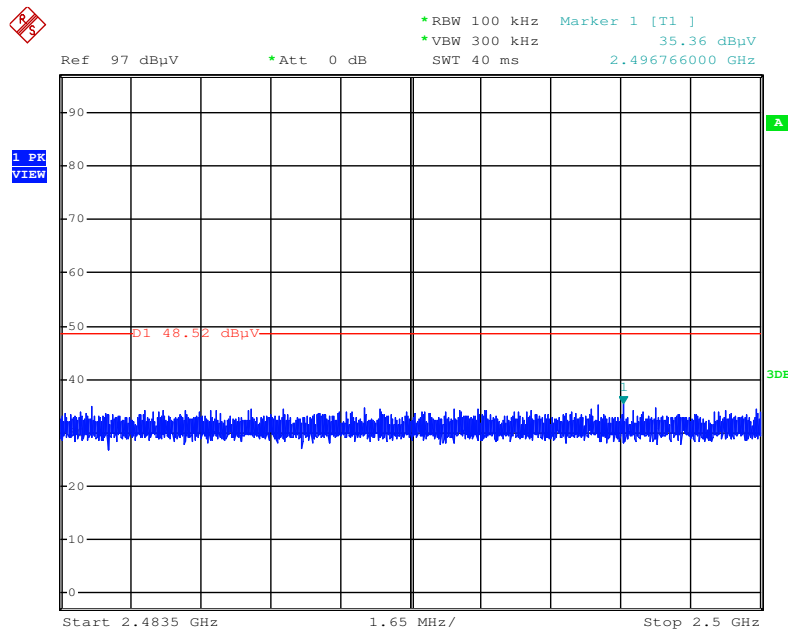
Note: Only the worse polarization (Horizontal) is tested and recorded in test report.

**Plot on Configuration IEEE 802. 11ac MCS0/Nss4 VHT40 / CH 3 / 2390MHz~2400MHz (down 30dBc) - Horizontal**



Date: 19.DEC.2015 07:50:10

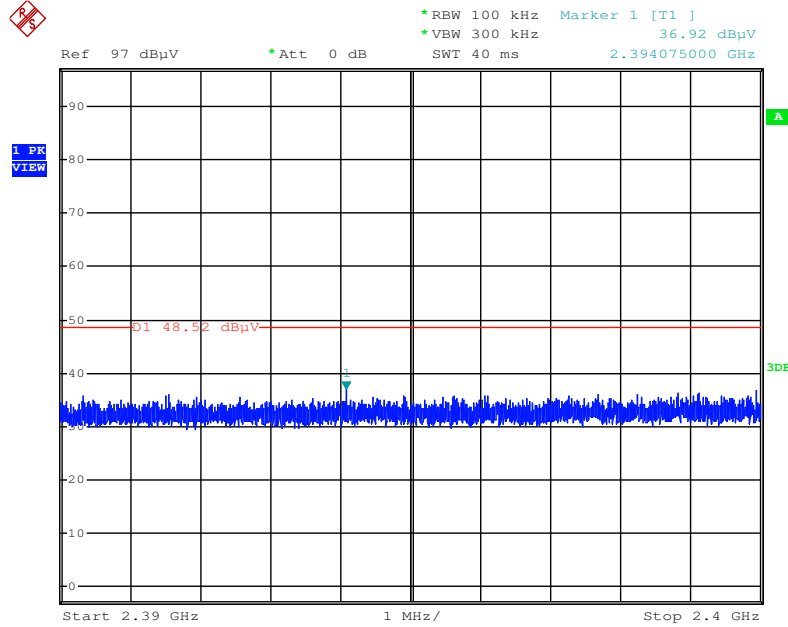
**Plot on Configuration IEEE 802. 11ac MCS0/Nss4 VHT40 / CH 3 / 2483.5-2500MHz (down 30dBc) - Horizontal**



Date: 19.DEC.2015 07:51:24

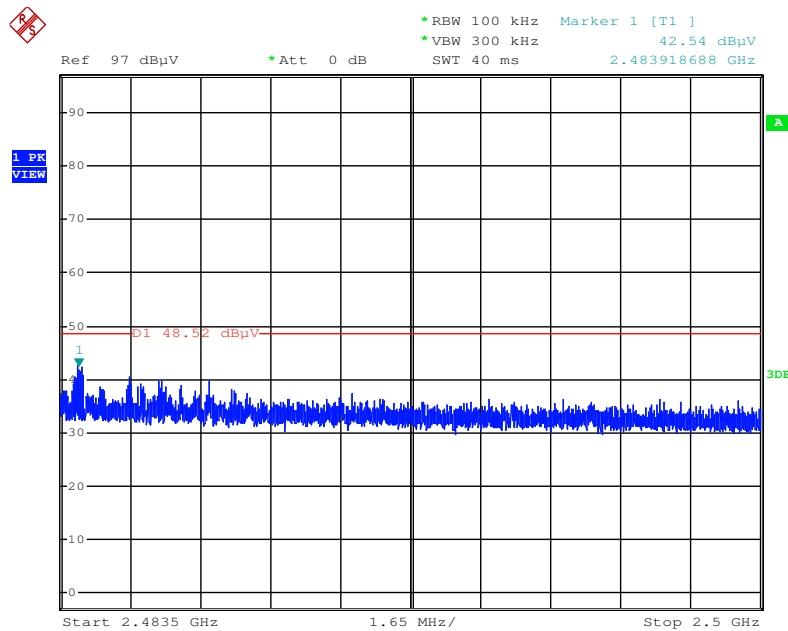
Note: Only the worse polarization (Horizontal) is tested and recorded in test report.

Plot on Configuration IEEE 802. 11ac MCS0/Nss4 VHT40 / CH 9 / 2390MHz~2400MHz (down 30dBc) - Horizontal



Date: 19.DEC.2015 07:52:41

Plot on Configuration IEEE 802. 11ac MCS0/Nss4 VHT40 / CH 9 / 2483.5-2500MHz (down 30dBc) - Horizontal

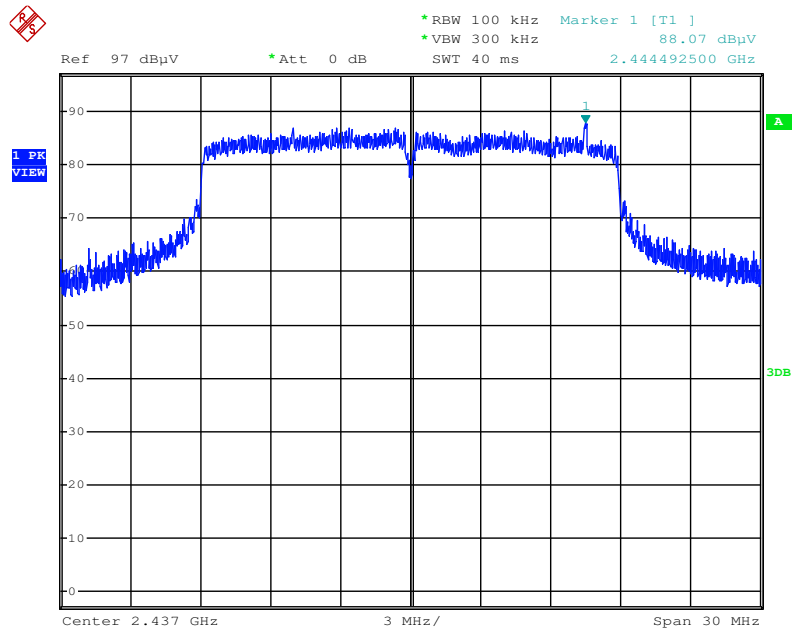


Date: 19.DEC.2015 07:53:21

Note: Only the worse polarization (Horizontal) is tested and recorded in test report.

**For Radio 1 / Beamforming Mode**

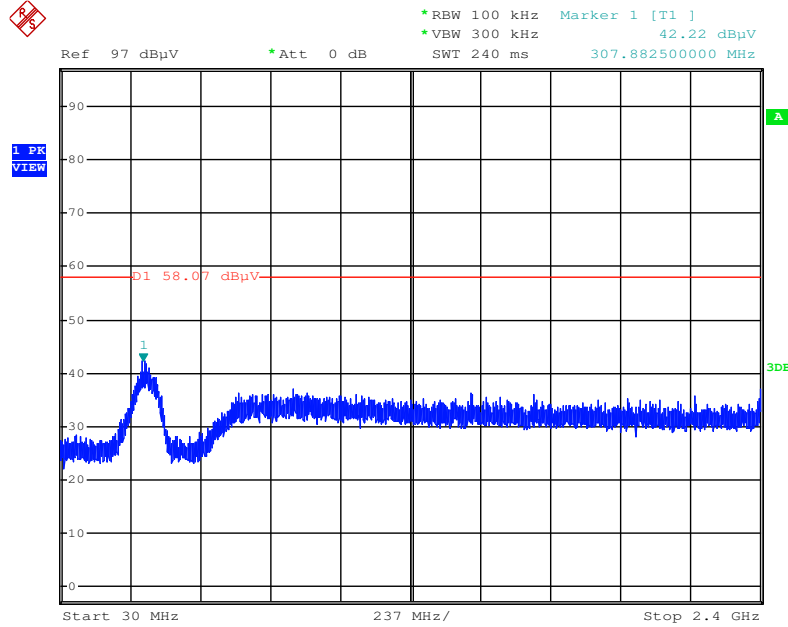
**Plot on Configuration IEEE 802.11ac MCS0/Nss1 VHT20 / Reference Level - Horizontal**



Date: 10.SEP.2015 17:05:45

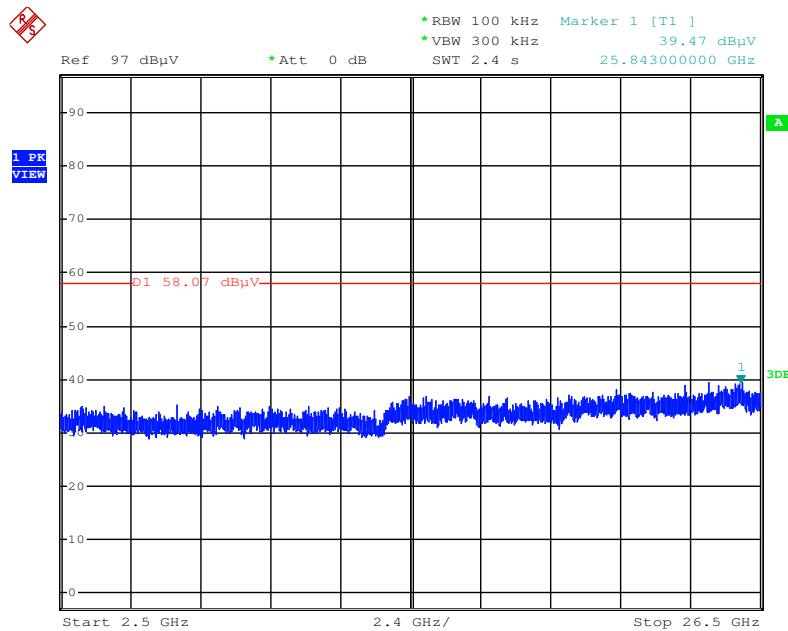
Note: Only the worse polarization (Horizontal) is tested and recorded in test report.

**Plot on Configuration IEEE 802. 11ac MCS0/Nss1 VHT20 / CH 1 / 30MHz~2400MHz (down 30dBc) - Horizontal**



Date: 10.SEP.2015 17:08:13

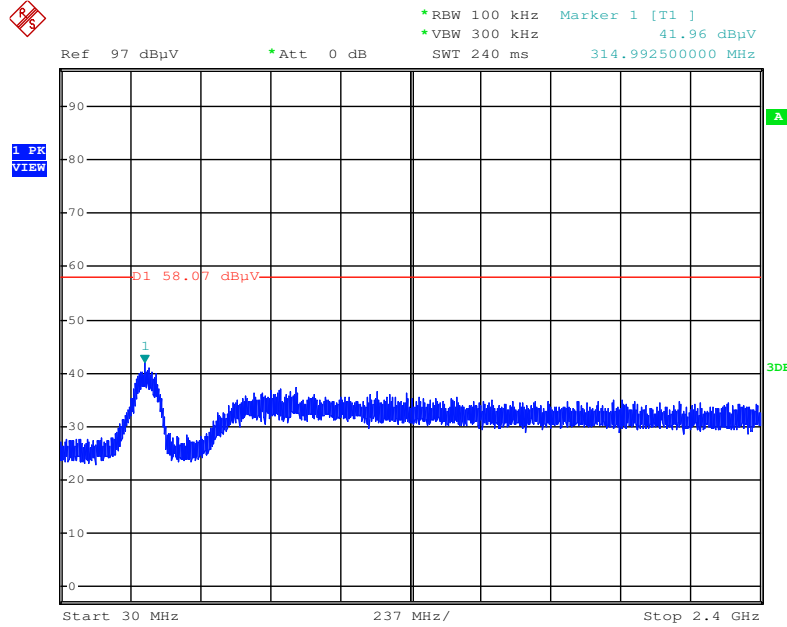
**Plot on Configuration IEEE 802. 11ac MCS0/Nss1 VHT20 / CH 1 / 2500MHz~26500MHz (down 30dBc) - Horizontal**



Date: 10.SEP.2015 17:11:08

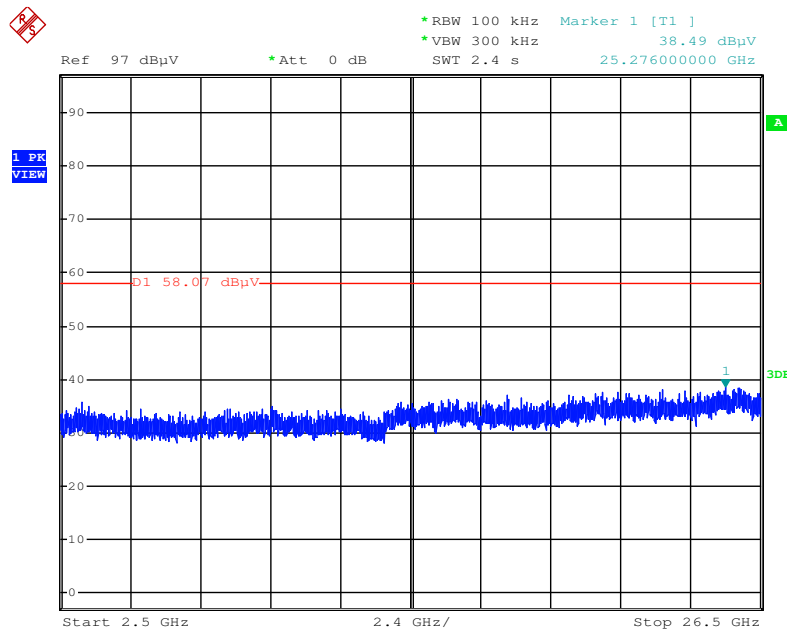
Note: Only the worse polarization (Horizontal) is tested and recorded in test report.

**Plot on Configuration IEEE 802. 11ac MCS0/Nss1 VHT20 / CH 11 / 30MHz~2400MHz (down 30dBc) - Horizontal**



Date: 10.SEP.2015 17:14:12

**Plot on Configuration IEEE 802. 11ac MCS0/Nss1 VHT20 / CH 11 / 2500MHz~26500MHz (down 30dBc) - Horizontal**

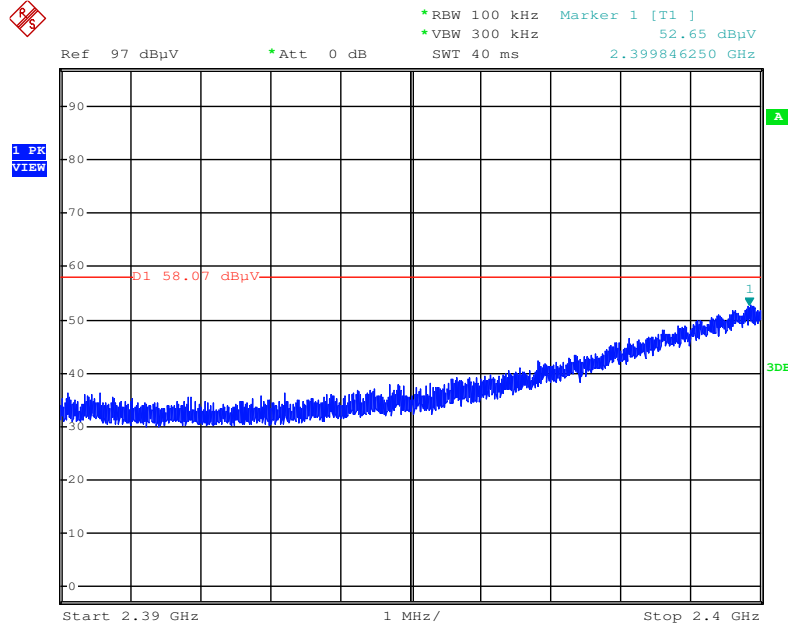


Date: 10.SEP.2015 17:13:39

Note: Only the worse polarization (Horizontal) is tested and recorded in test report.

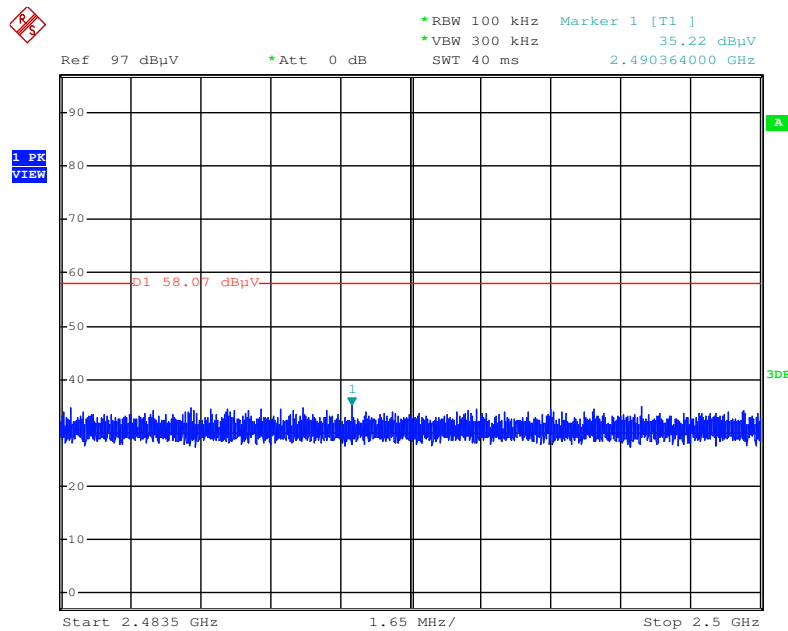


**Plot on Configuration IEEE 802. 11ac MCS0/Nss1 VHT20 / CH 1 / 2390MHz~2400MHz (down 30dBc) - Horizontal**



Date: 19.DEC.2015 08:06:39

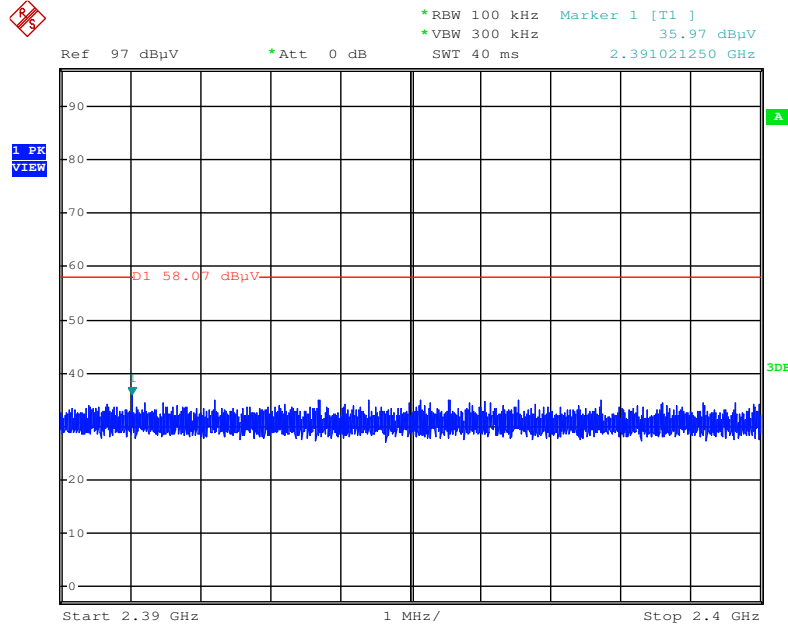
**Plot on Configuration IEEE 802. 11ac MCS0/Nss1 VHT20 / CH 1 / 2483.5-2500MHz (down 30dBc) - Horizontal**



Date: 19.DEC.2015 08:07:07

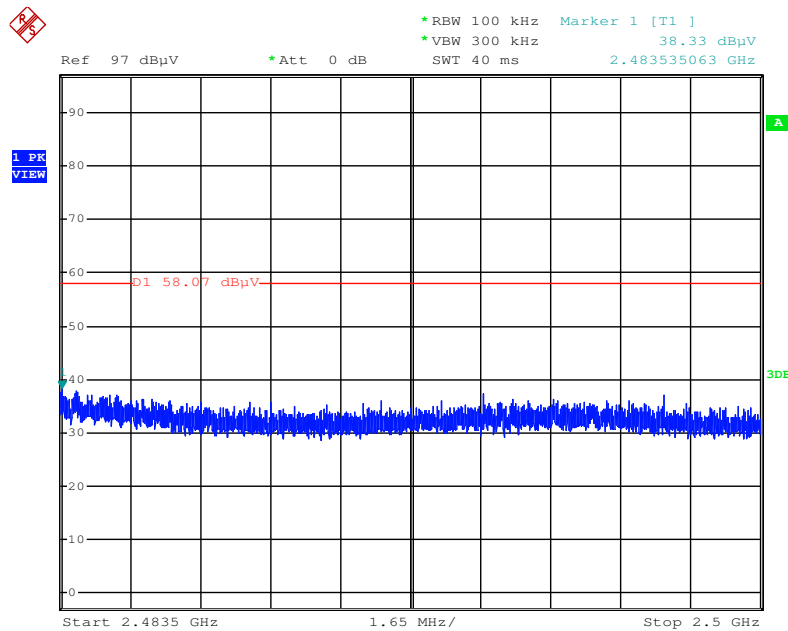
Note: Only the worse polarization (Horizontal) is tested and recorded in test report.

**Plot on Configuration IEEE 802. 11ac MCS0/Nss1 VHT20 / CH 11 / 2390MHz~2400MHz (down 30dBc) - Horizontal**



Date: 19.DEC.2015 08:10:29

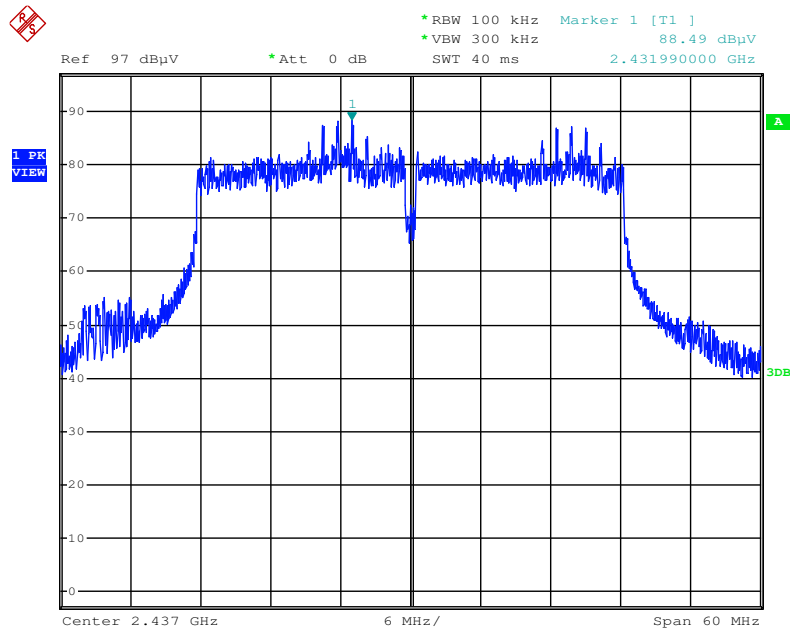
**Plot on Configuration IEEE 802. 11ac MCS0/Nss1 VHT20 / CH 11 / 2483.5-2500MHz (down 30dBc) - Horizontal**



Date: 19.DEC.2015 08:10:53

Note: Only the worse polarization (Horizontal) is tested and recorded in test report.

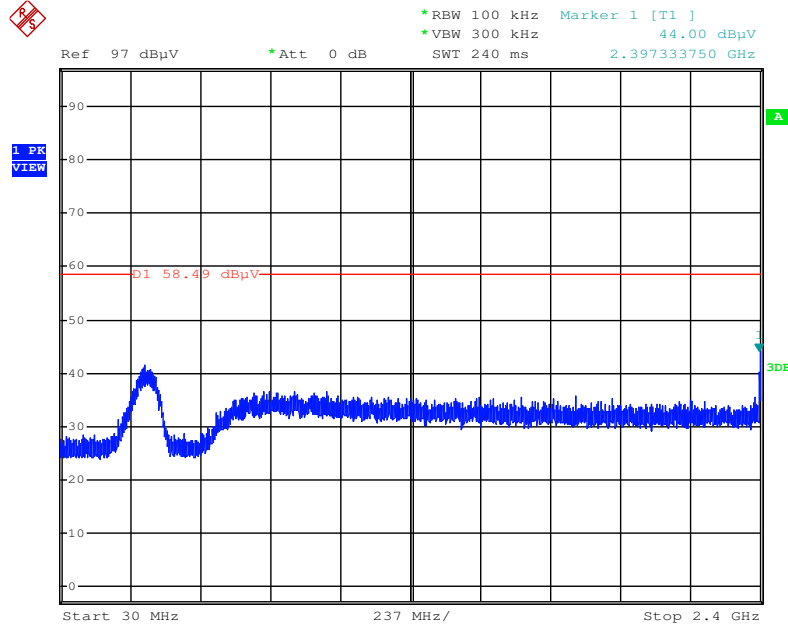
Plot on Configuration IEEE 802.11ac MCS0/Nss1 VHT40 / Reference Level - Horizontal



Date: 19.DEC.2015 08:30:55

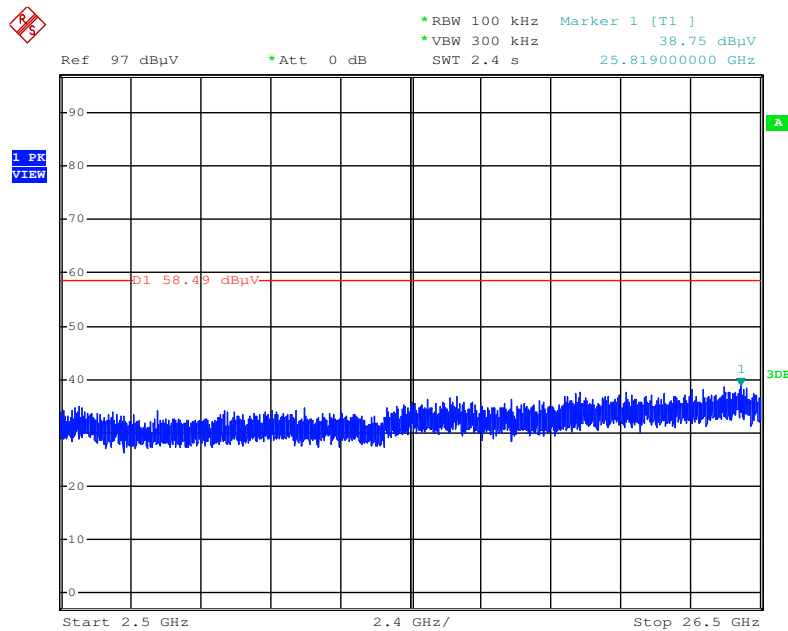
Note: Only the worse polarization (Horizontal) is tested and recorded in test report.

**Plot on Configuration IEEE 802. 11ac MCS0/Nss1 VHT40 / CH 3 / 30MHz~2400MHz (down 30dBc) - Horizontal**



Date: 19.DEC.2015 08:35:09

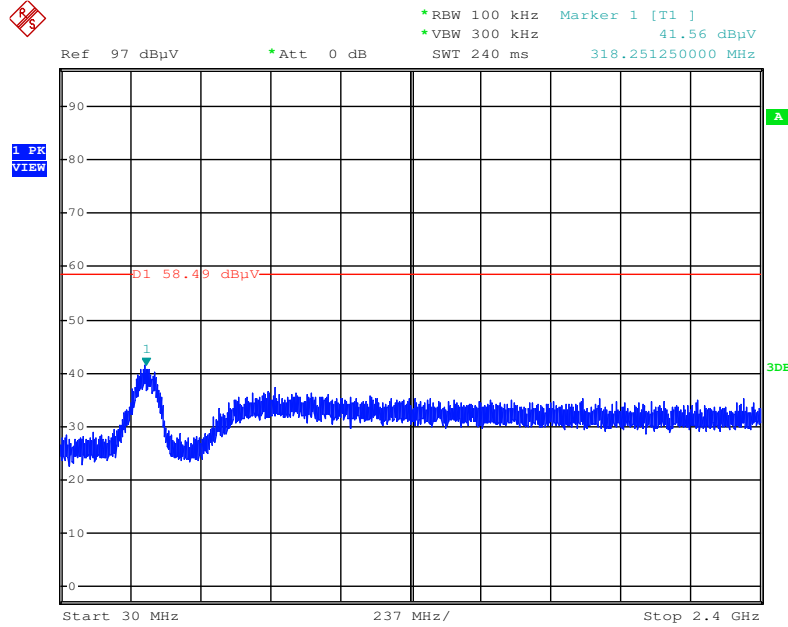
**Plot on Configuration IEEE 802. 11ac MCS0/Nss1 VHT40 / CH 3 / 2500MHz~26500MHz (down 30dBc) - Horizontal**



Date: 19.DEC.2015 08:35:49

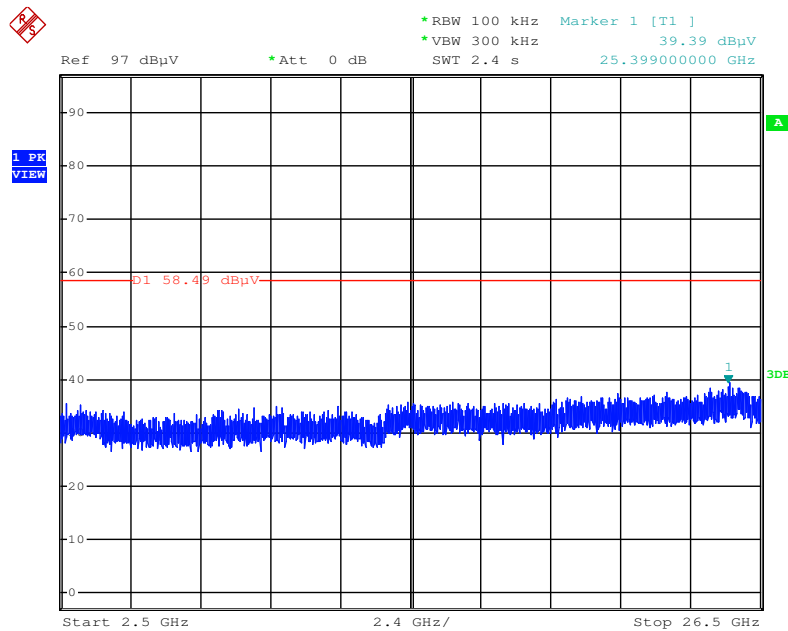
Note: Only the worse polarization (Horizontal) is tested and recorded in test report.

Plot on Configuration IEEE 802. 11ac MCS0/Nss1 VHT40 / CH 9 / 30MHz~2400MHz (down 30dBc) - Horizontal



Date: 19.DEC.2015 08:39:08

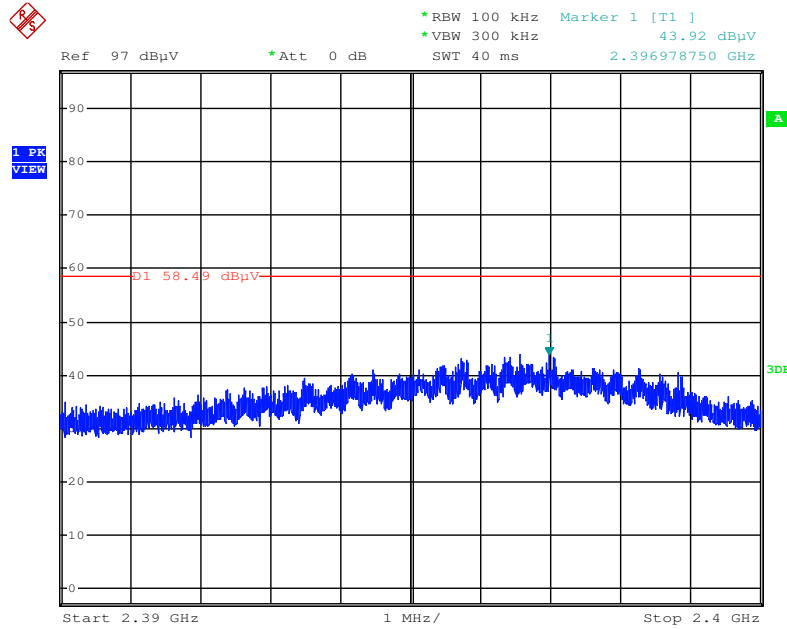
Plot on Configuration IEEE 802. 11ac MCS0/Nss1 VHT40 / CH 9 / 2500MHz~26500MHz (down 30dBc) - Horizontal



Date: 19.DEC.2015 08:39:32

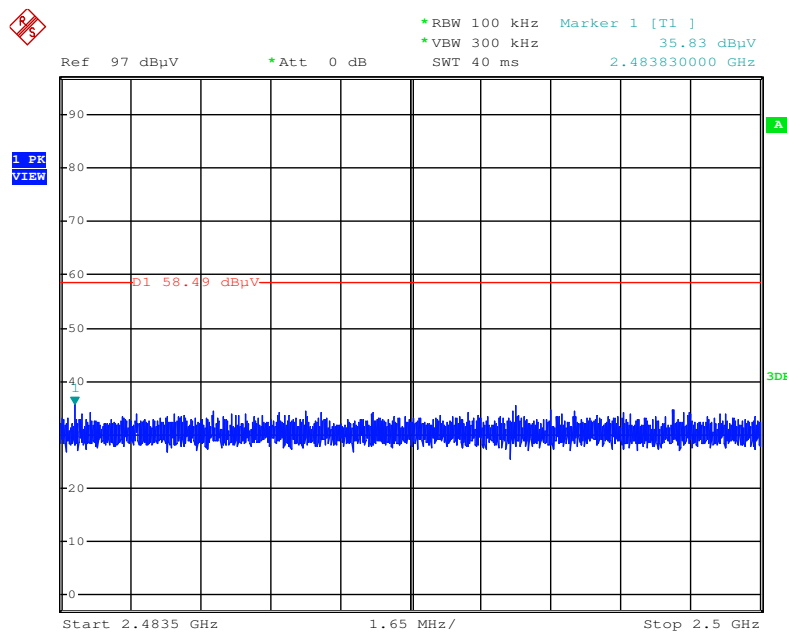
Note: Only the worse polarization (Horizontal) is tested and recorded in test report.

**Plot on Configuration IEEE 802. 11ac MCS0/Nss1 VHT40 / CH 3 / 2390MHz~2400MHz (down 30dBc) - Horizontal**



Date: 19.DEC.2015 08:36:29

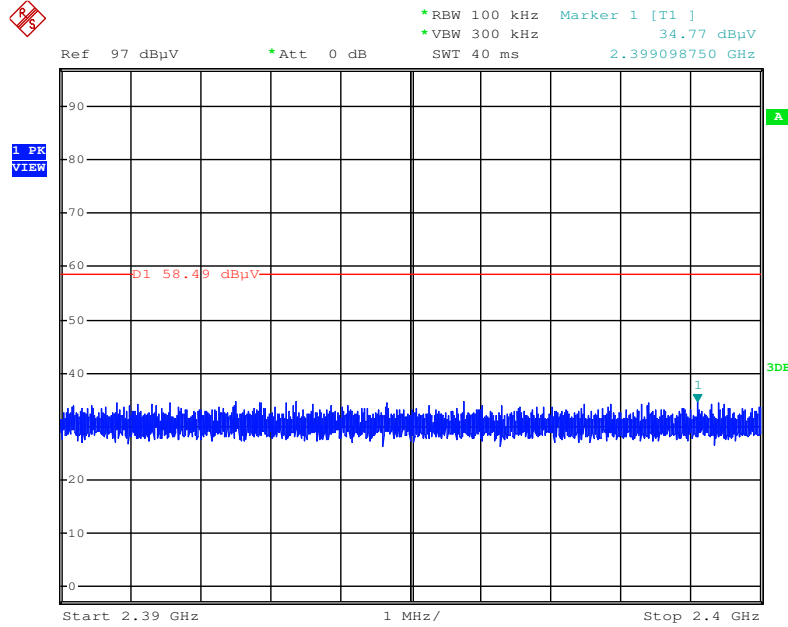
**Plot on Configuration IEEE 802. 11ac MCS0/Nss1 VHT40 / CH 3 / 2483.5-2500MHz (down 30dBc) - Horizontal**



Date: 19.DEC.2015 08:37:00

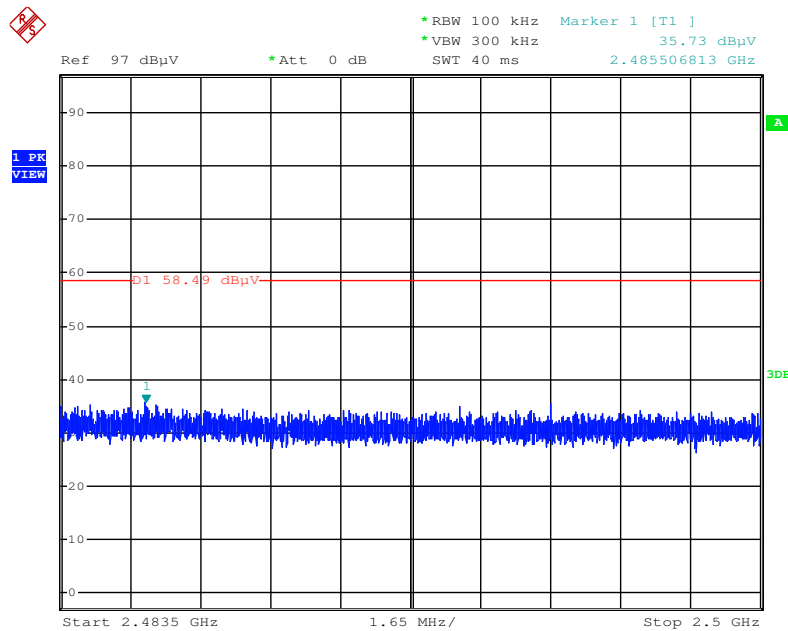
Note: Only the worse polarization (Horizontal) is tested and recorded in test report.

Plot on Configuration IEEE 802. 11ac MCS0/Nss1 VHT40 / CH 9 / 2390MHz~2400MHz (down 30dBc) - Horizontal



Date: 19.DEC.2015 08:39:50

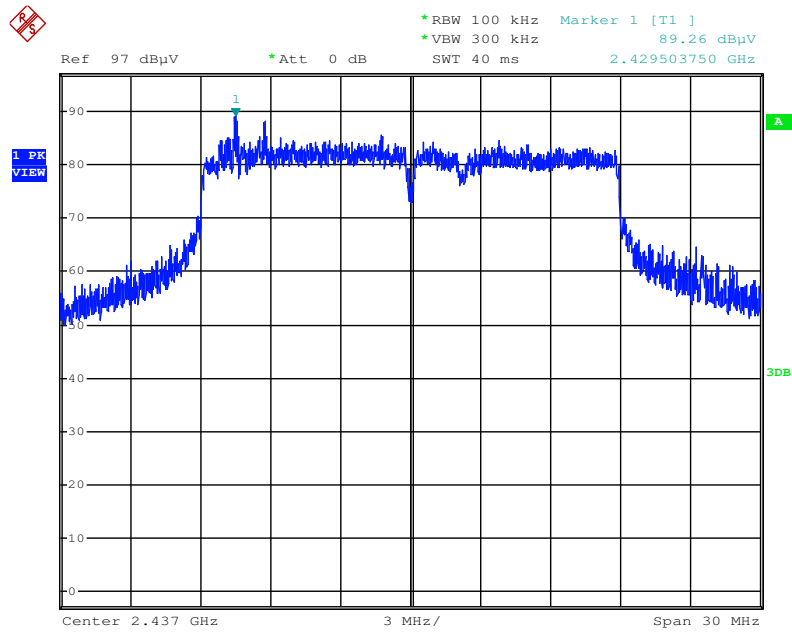
Plot on Configuration IEEE 802. 11ac MCS0/Nss1 VHT40 / CH 9 / 2483.5-2500MHz (down 30dBc) - Horizontal



Date: 19.DEC.2015 08:40:19

Note: Only the worse polarization (Horizontal) is tested and recorded in test report.

Plot on Configuration IEEE 802.11ac MCS0/Nss2 VHT20 / Reference Level - Horizontal

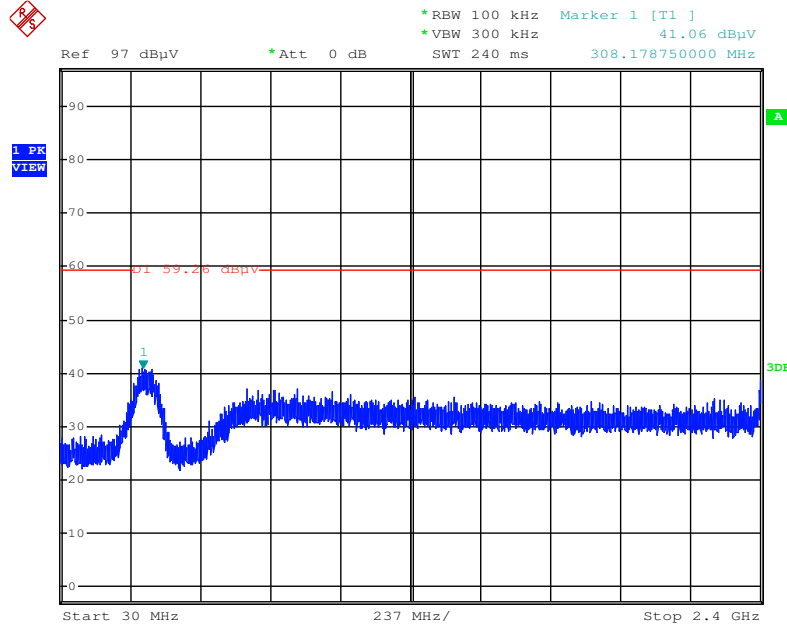


Date: 10.SEP.2015 22:05:59

Note: Only the worse polarization (Horizontal) is tested and recorded in test report.

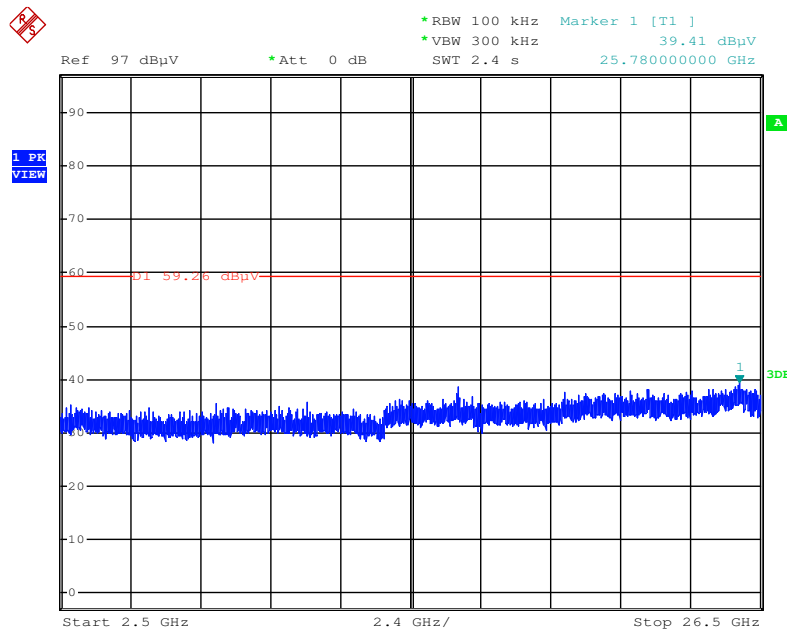


**Plot on Configuration IEEE 802. 11ac MCS0/Nss2 VHT20 / CH 1 / 30MHz~2400MHz (down 30dBc) - Horizontal**



Date: 10.SEP.2015 22:07:11

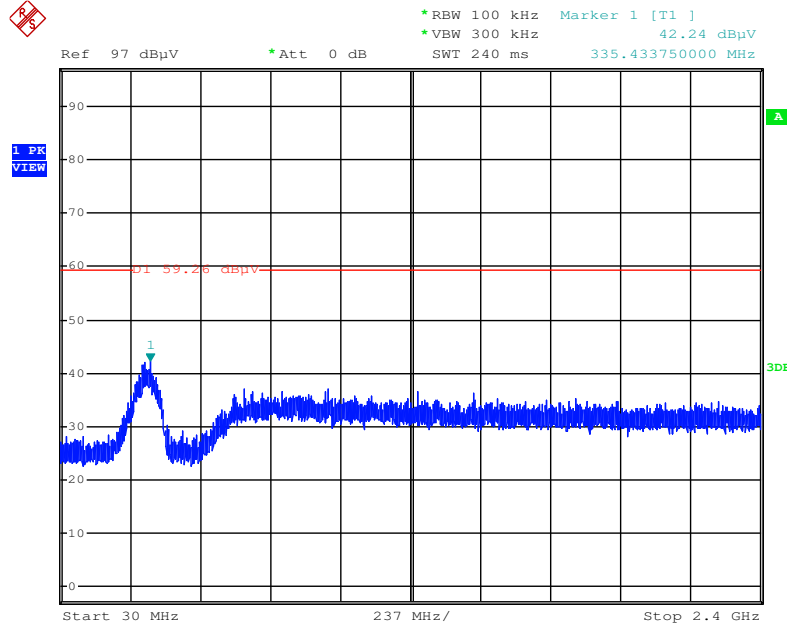
**Plot on Configuration IEEE 802. 11ac MCS0/Nss2 VHT20 / CH 1 / 2500MHz~26500MHz (down 30dBc) - Horizontal**



Date: 10.SEP.2015 22:07:42

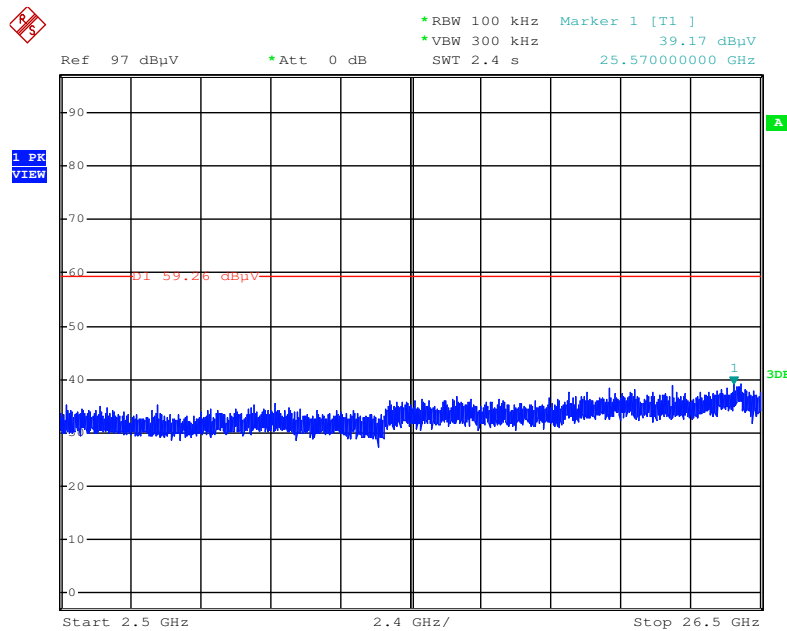
Note: Only the worse polarization (Horizontal) is tested and recorded in test report.

**Plot on Configuration IEEE 802. 11ac MCS0/Nss2 VHT20 / CH 11 / 30MHz~2400MHz (down 30dBc) - Horizontal**



Date: 10.SEP.2015 22:08:30

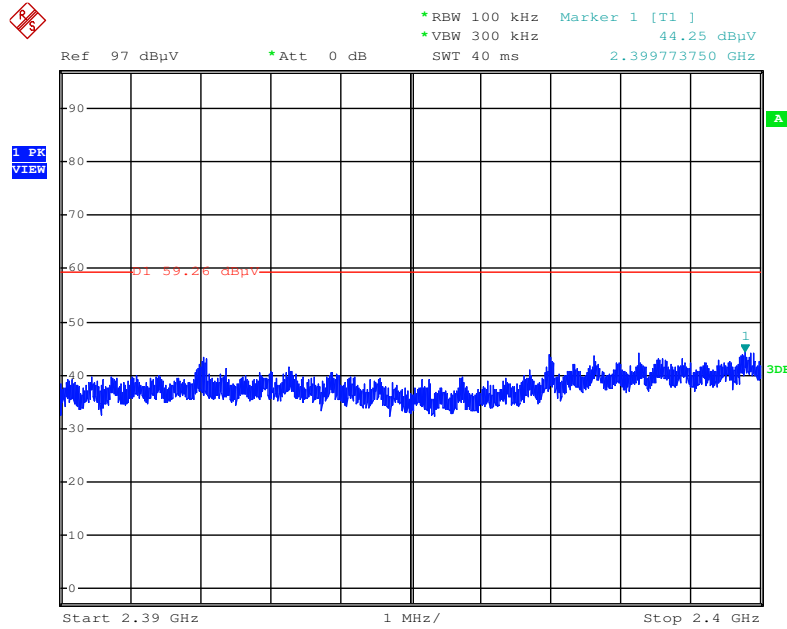
**Plot on Configuration IEEE 802. 11ac MCS0/Nss2 VHT20 / CH 11 / 2500MHz~26500MHz (down 30dBc) - Horizontal**



Date: 10.SEP.2015 22:09:05

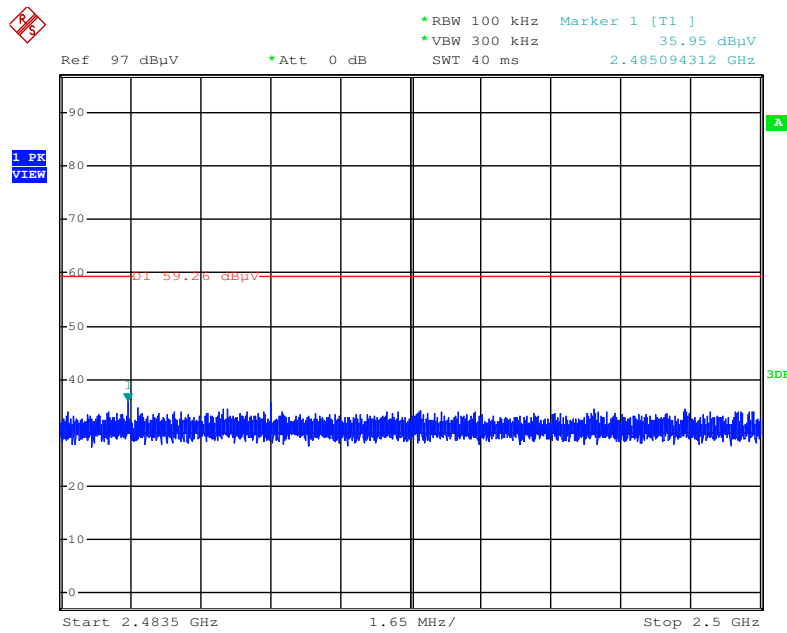
Note: Only the worse polarization (Horizontal) is tested and recorded in test report.

**Plot on Configuration IEEE 802. 11ac MCS0/Nss2 VHT20 / CH 1 / 2390MHz~2400MHz (down 30dBc) - Horizontal**



Date: 19.DEC.2015 08:49:35

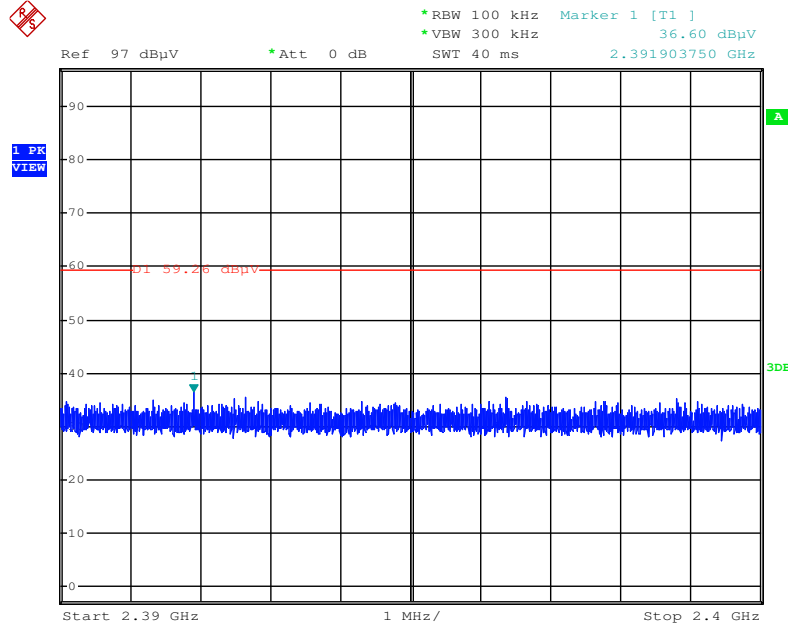
**Plot on Configuration IEEE 802. 11ac MCS0/Nss2 VHT20 / CH 1 / 2483.5-2500MHz (down 30dBc) - Horizontal**



Date: 19.DEC.2015 08:50:20

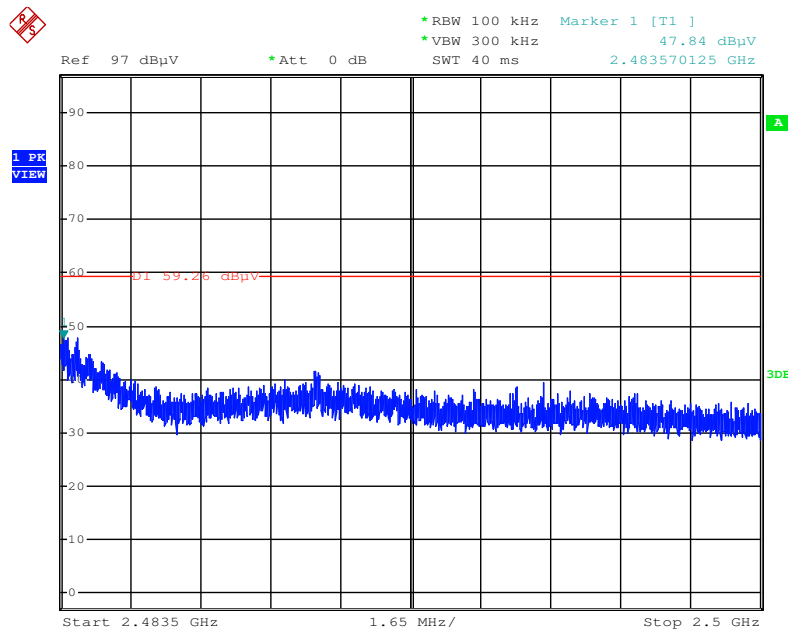
Note: Only the worse polarization (Horizontal) is tested and recorded in test report.

**Plot on Configuration IEEE 802. 11ac MCS0/Nss2 VHT20 / CH 11 / 2390MHz~2400MHz (down 30dBc) - Horizontal**



Date: 19.DEC.2015 08:51:41

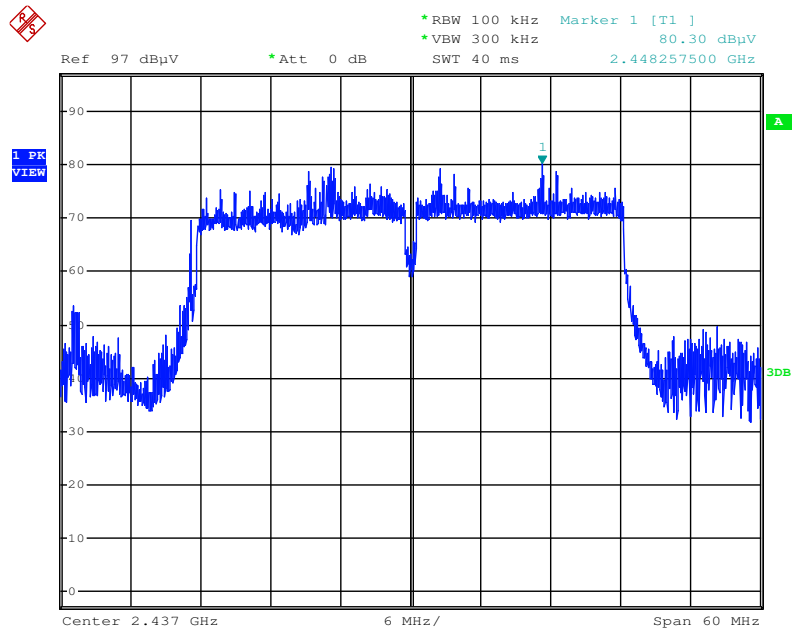
**Plot on Configuration IEEE 802. 11ac MCS0/Nss2 VHT20 / CH 11 / 2483.5-2500MHz (down 30dBc) - Horizontal**



Date: 19.DEC.2015 08:52:06

Note: Only the worse polarization (Horizontal) is tested and recorded in test report.

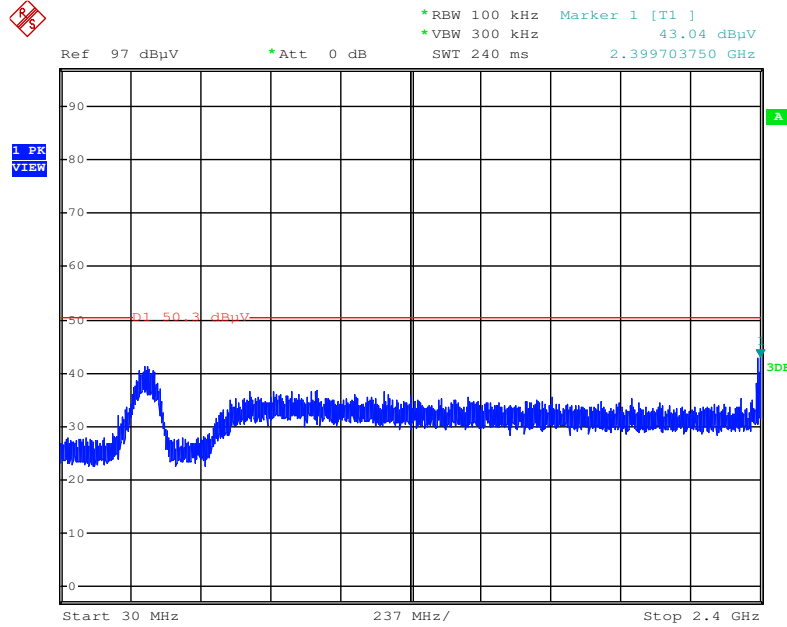
Plot on Configuration IEEE 802.11ac MCS0/Nss2 VHT40 / Reference Level - Horizontal



Date: 10.SEP.2015 22:00:18

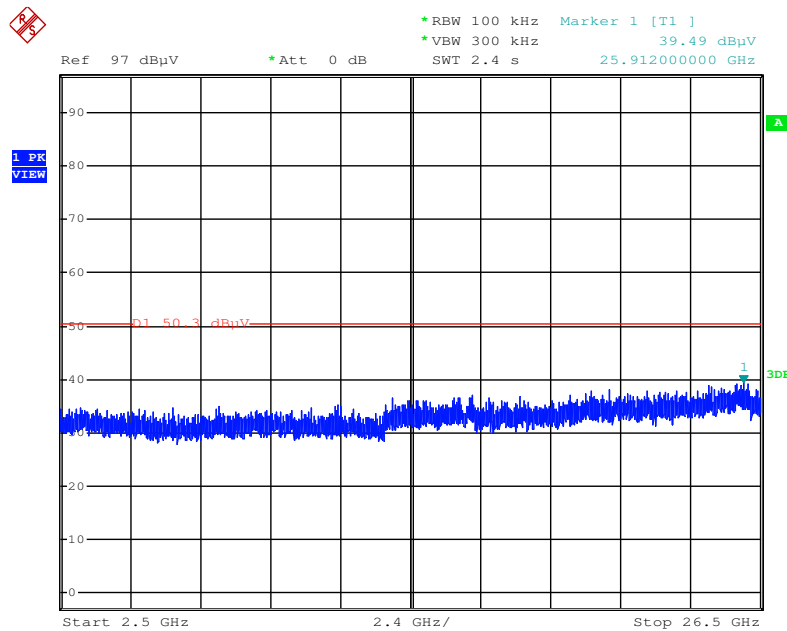
Note: Only the worse polarization (Horizontal) is tested and recorded in test report.

**Plot on Configuration IEEE 802. 11ac MCS0/Nss2 VHT40 / CH 3 / 30MHz~2400MHz (down 30dBc) - Horizontal**



Date: 10.SEP.2015 22:02:11

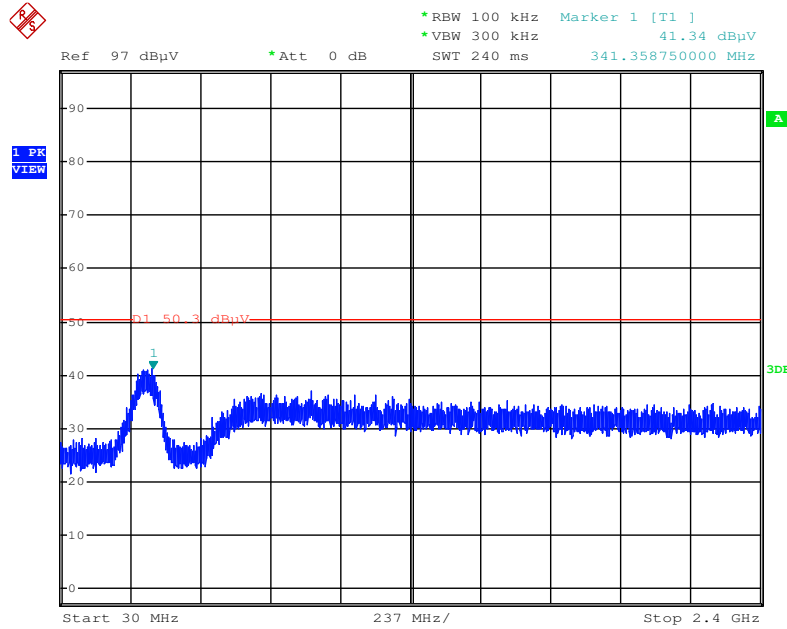
**Plot on Configuration IEEE 802. 11ac MCS0/Nss2 VHT40 / CH 3 / 2500MHz~26500MHz (down 30dBc) - Horizontal**



Date: 10.SEP.2015 22:02:39

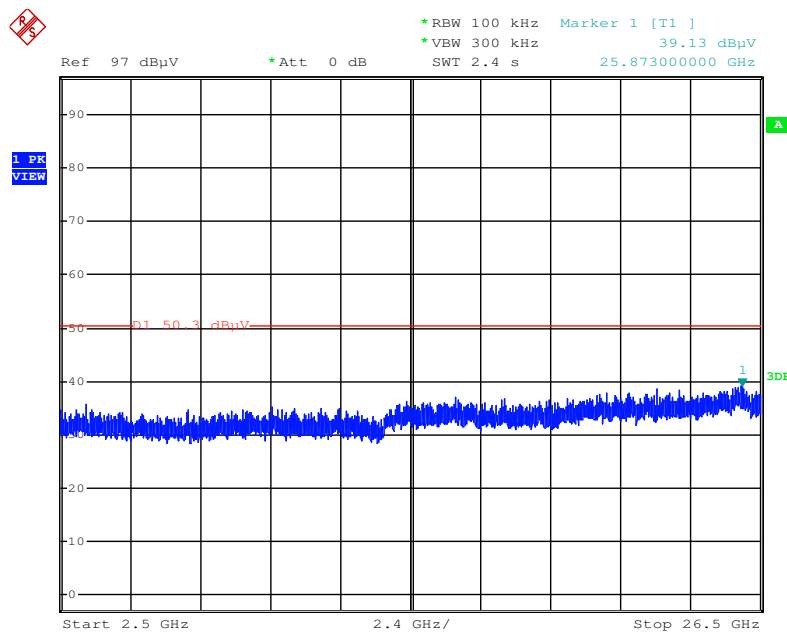
Note: Only the worse polarization (Horizontal) is tested and recorded in test report.

Plot on Configuration IEEE 802. 11ac MCS0/Nss2 VHT40 / CH 9 / 30MHz~2400MHz (down 30dBc) - Horizontal



Date: 10.SEP.2015 22:03:29

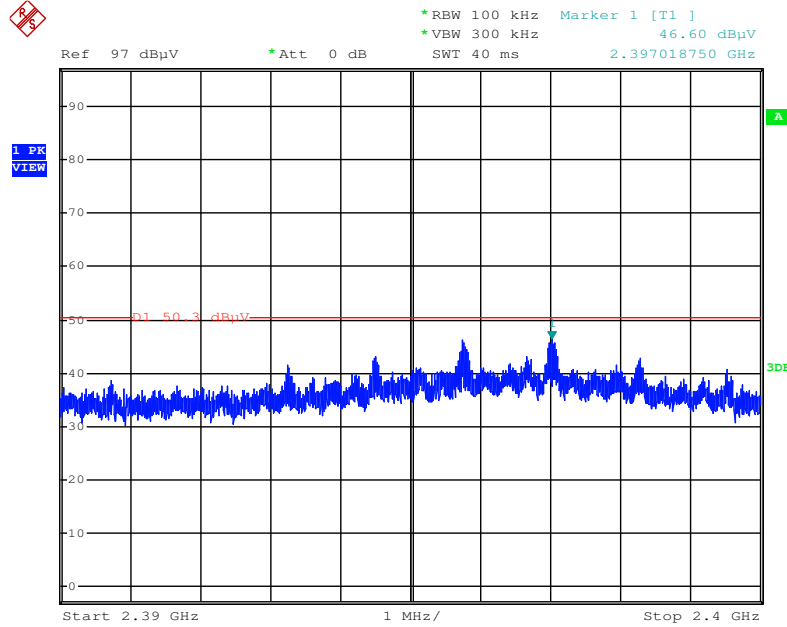
Plot on Configuration IEEE 802. 11ac MCS0/Nss2 VHT40 / CH 9 / 2500MHz~26500MHz (down 30dBc) - Horizontal



Date: 10.SEP.2015 22:03:59

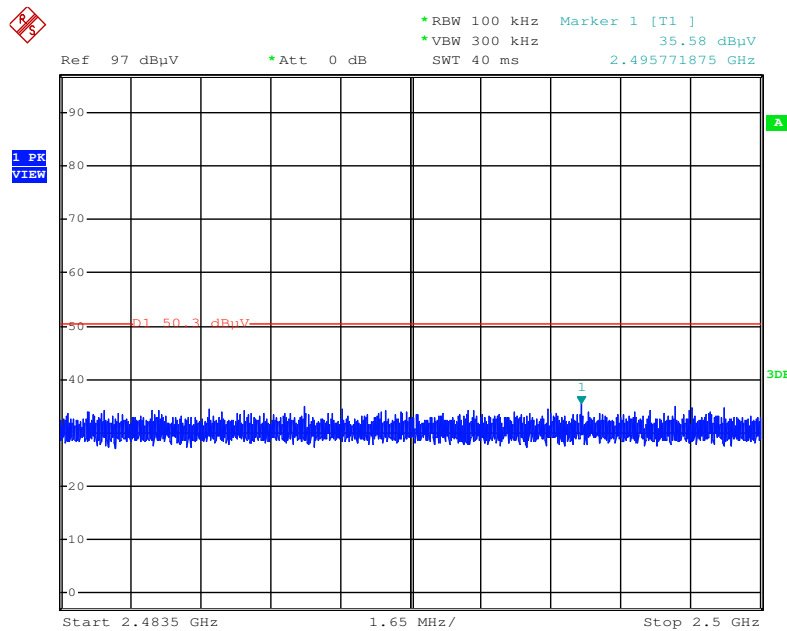
Note: Only the worse polarization (Horizontal) is tested and recorded in test report.

**Plot on Configuration IEEE 802. 11ac MCS0/Nss2 VHT40 / CH 3 / 2390MHz~2400MHz (down 30dBc) - Horizontal**



Date: 19.DEC.2015 09:00:50

**Plot on Configuration IEEE 802. 11ac MCS0/Nss2 VHT40 / CH 3 / 2483.5-2500MHz (down 30dBc) - Horizontal**

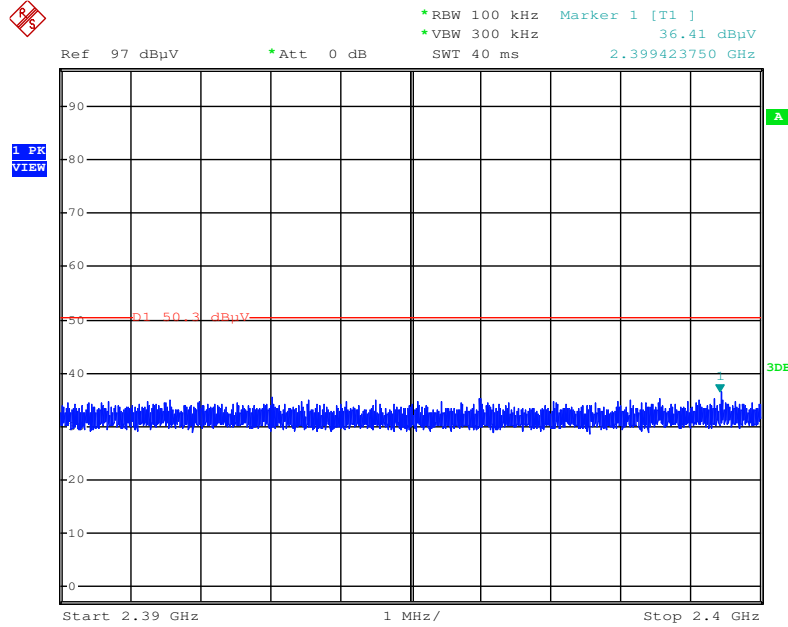


Date: 19.DEC.2015 09:01:16

Note: Only the worse polarization (Horizontal) is tested and recorded in test report.

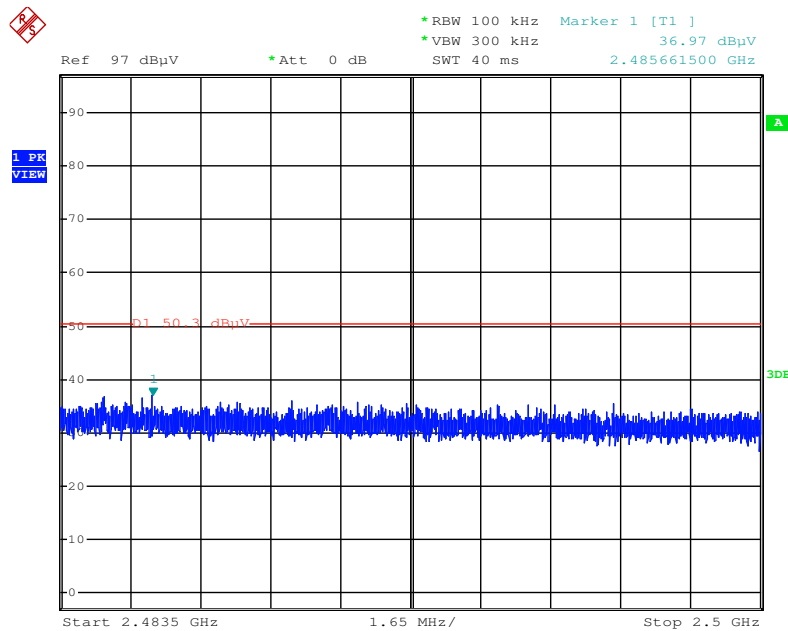


Plot on Configuration IEEE 802. 11ac MCS0/Nss2 VHT40 / CH 9 / 2390MHz~2400MHz (down 30dBc) - Horizontal



Date: 19.DEC.2015 09:02:16

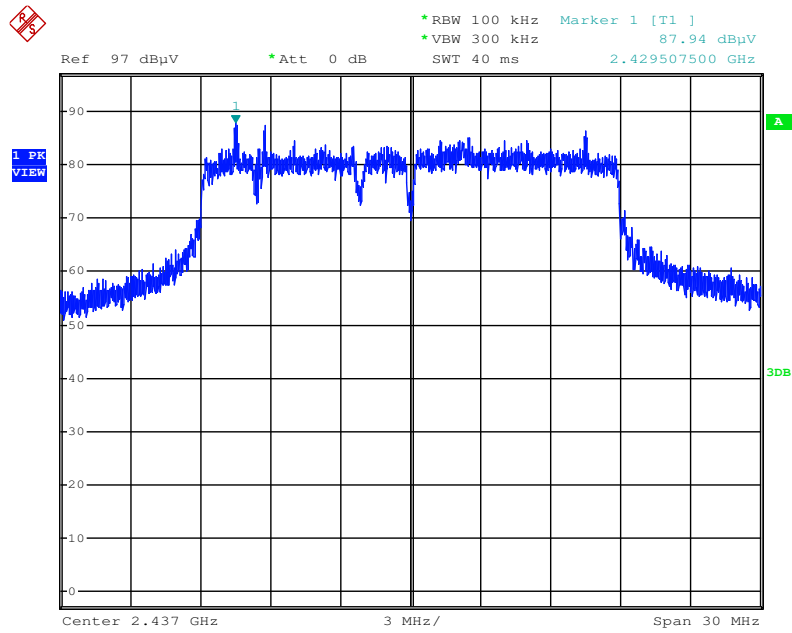
Plot on Configuration IEEE 802. 11ac MCS0/Nss2 VHT40 / CH 9 / 2483.5-2500MHz (down 30dBc) - Horizontal



Date: 19.DEC.2015 09:02:43

Note: Only the worse polarization (Horizontal) is tested and recorded in test report.

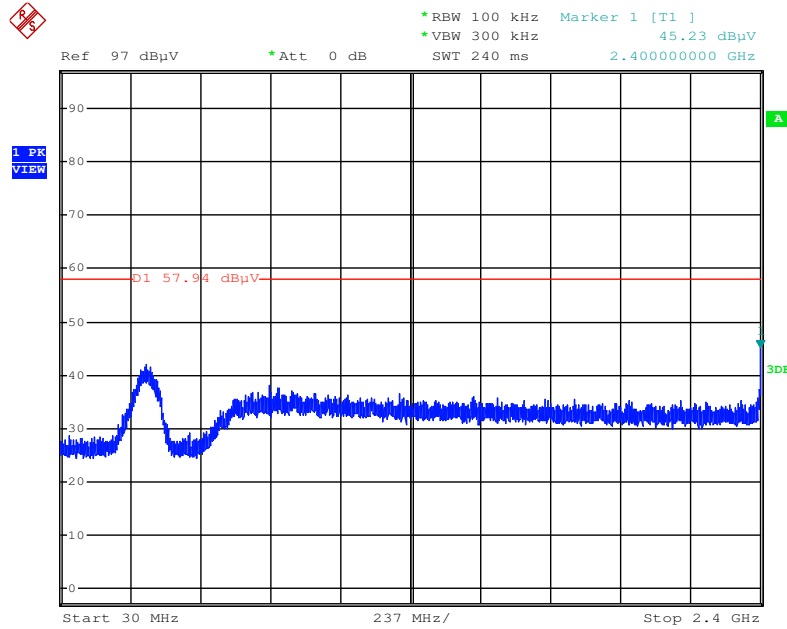
Plot on Configuration IEEE 802. 11ac MCS0/Nss3 VHT20 / Reference Level - Horizontal



Date: 11.SEP.2015 01:06:20

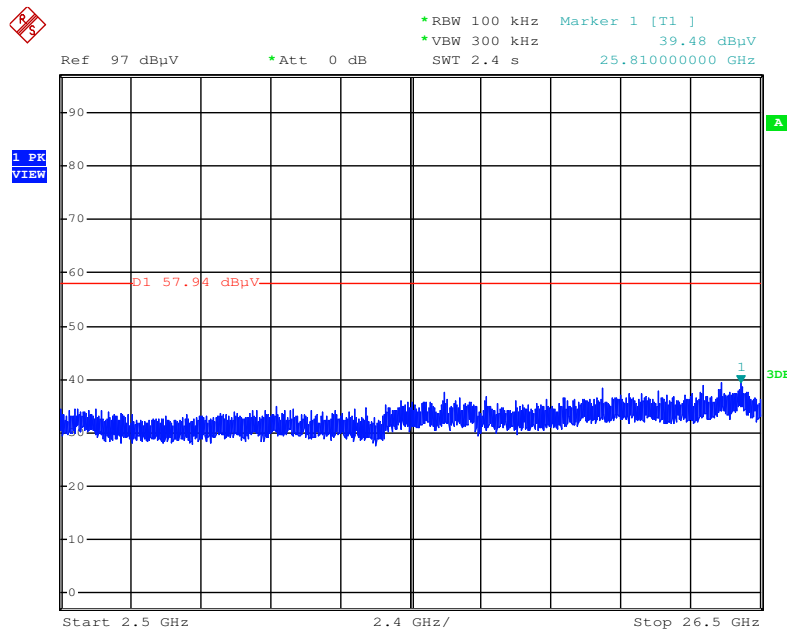
Note: Only the worse polarization (Horizontal) is tested and recorded in test report.

**Plot on Configuration IEEE 802. 11ac MCS0/Nss3 VHT20 / CH 1 / 30MHz~2400MHz (down 30dBc) - Horizontal**



Date: 11.SEP.2015 01:12:12

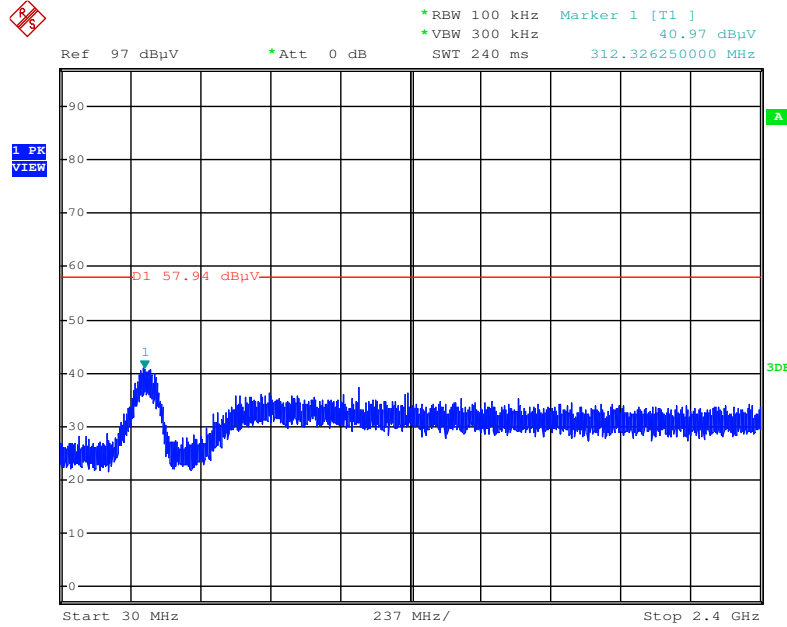
**Plot on Configuration IEEE 802. 11ac MCS0/Nss3 VHT20 / CH 1 / 2500MHz~26500MHz (down 30dBc) - Horizontal**



Date: 11.SEP.2015 01:12:39

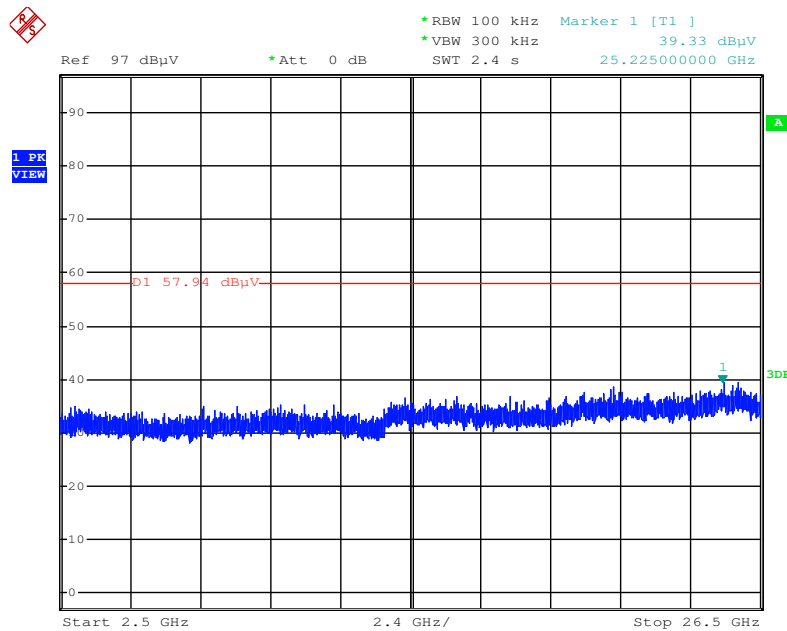
Note: Only the worse polarization (Horizontal) is tested and recorded in test report.

**Plot on Configuration IEEE 802. 11ac MCS0/Nss3 VHT20 / CH 11 / 30MHz~2400MHz (down 30dBc) - Horizontal**



Date: 11.SEP.2015 01:13:32

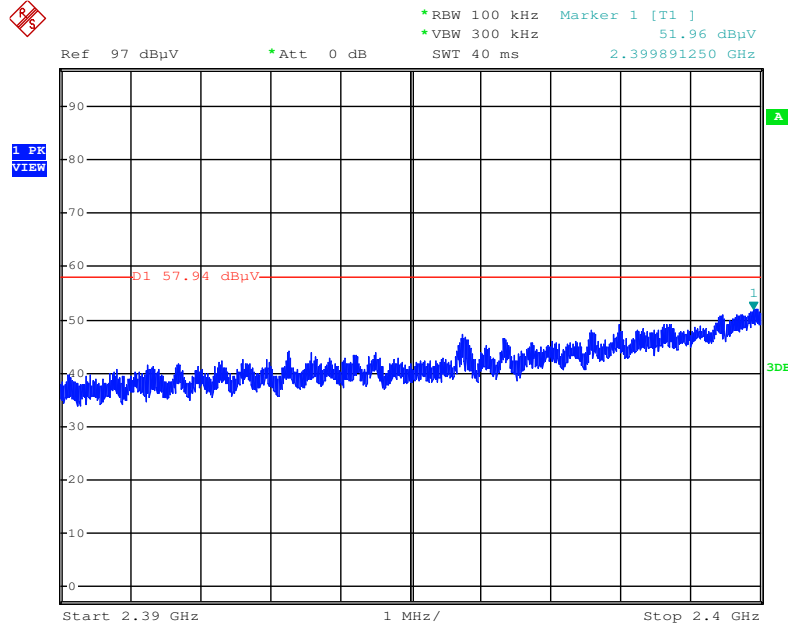
**Plot on Configuration IEEE 802. 11ac MCS0/Nss3 VHT20 / CH 11 / 2500MHz~26500MHz (down 30dBc) - Horizontal**



Date: 11.SEP.2015 01:13:59

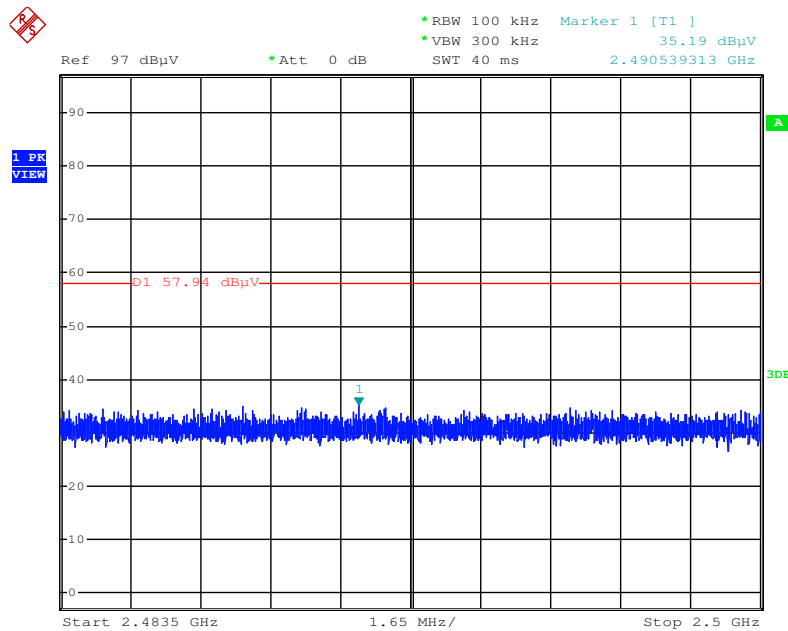
Note: Only the worse polarization (Horizontal) is tested and recorded in test report.

**Plot on Configuration IEEE 802. 11ac MCS0/Nss3 VHT20 / CH 1 / 2390MHz~2400MHz (down 30dBc) - Horizontal**



Date: 19.DEC.2015 09:21:38

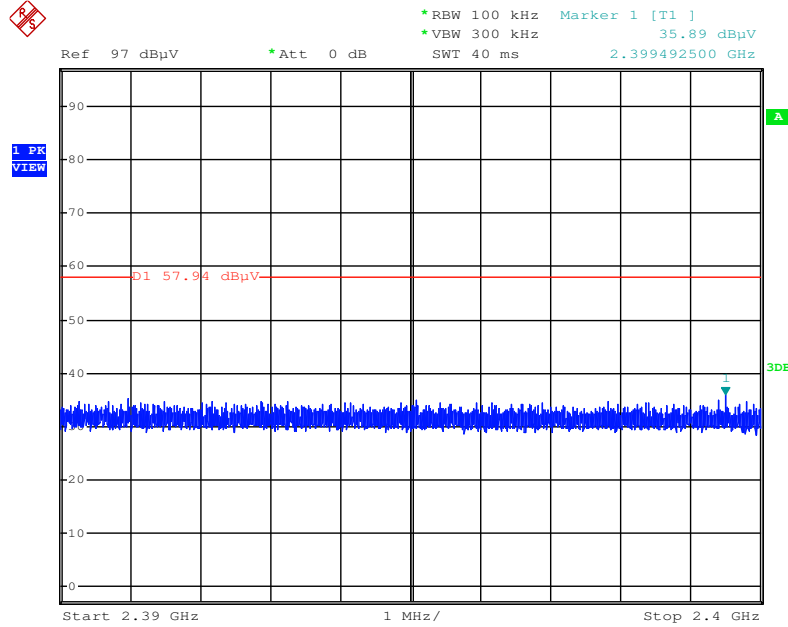
**Plot on Configuration IEEE 802. 11ac MCS0/Nss3 VHT20 / CH 1 / 2483.5-2500MHz (down 30dBc) - Horizontal**



Date: 19.DEC.2015 09:22:07

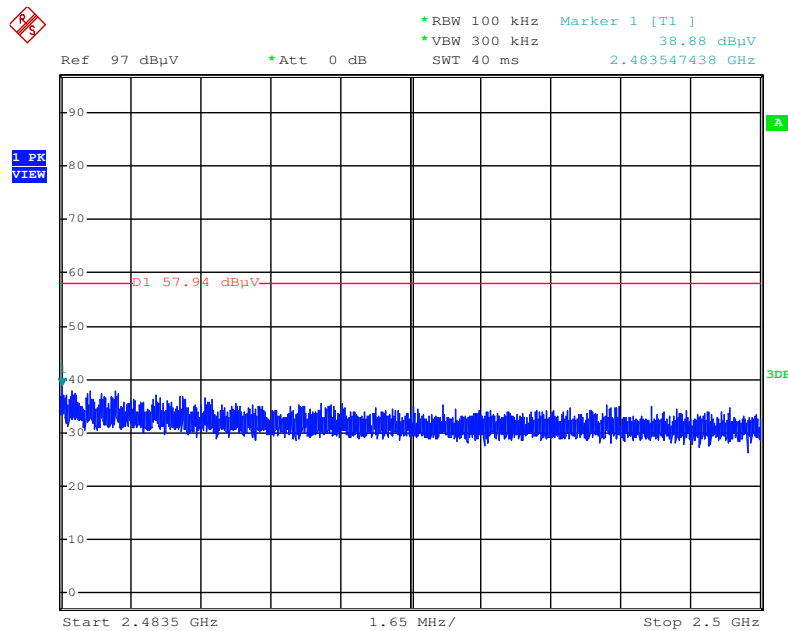
Note: Only the worse polarization (Horizontal) is tested and recorded in test report.

**Plot on Configuration IEEE 802. 11ac MCS0/Nss3 VHT20 / CH 11 / 2390MHz~2400MHz (down 30dBc) - Horizontal**



Date: 19.DEC.2015 09:23:16

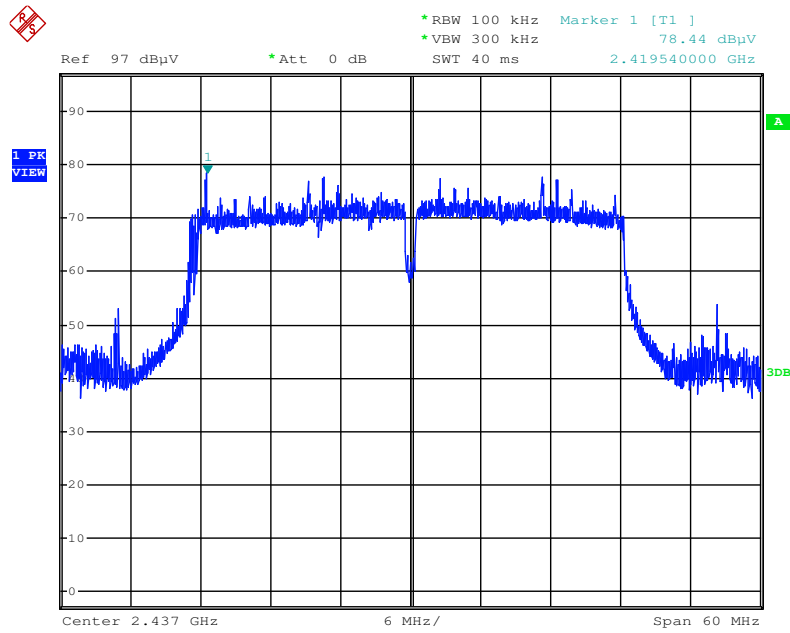
**Plot on Configuration IEEE 802. 11ac MCS0/Nss3 VHT20 / CH 11 / 2483.5-2500MHz (down 30dBc) - Horizontal**



Date: 19.DEC.2015 09:23:37

Note: Only the worse polarization (Horizontal) is tested and recorded in test report.

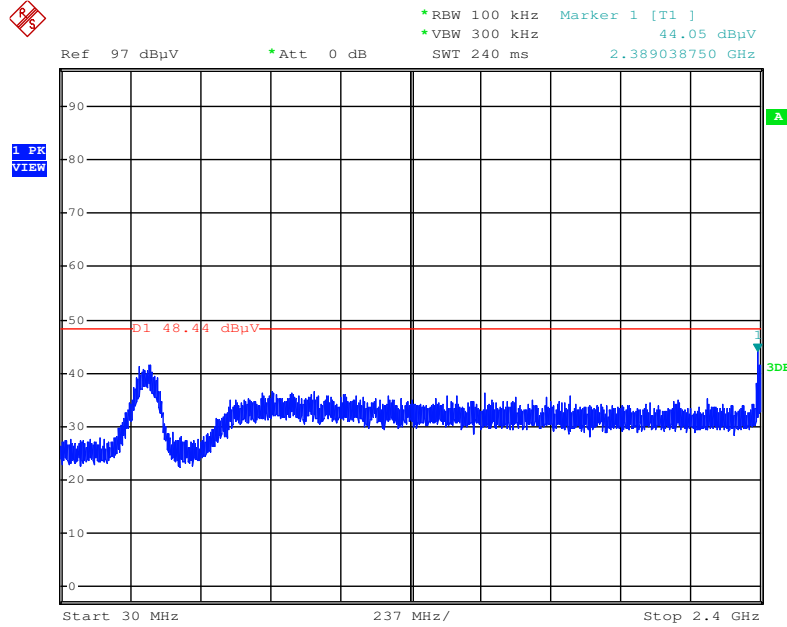
Plot on Configuration IEEE 802. 11ac MCS0/Nss3 VHT40 / Reference Level - Horizontal



Date: 11.SEP.2015 01:00:39

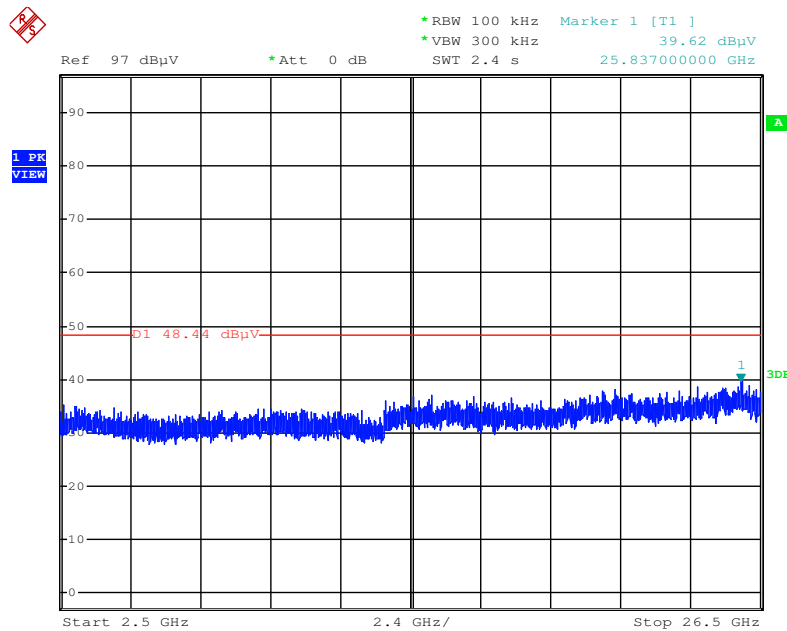
Note: Only the worse polarization (Horizontal) is tested and recorded in test report.

**Plot on Configuration IEEE 802. 11ac MCS0/Nss3 VHT40 / CH 3 / 30MHz~2400MHz (down 30dBc) - Horizontal**



Date: 11.SEP.2015 01:02:21

**Plot on Configuration IEEE 802. 11ac MCS0/Nss3 VHT40 / CH 3 / 2500MHz~26500MHz (down 30dBc) - Horizontal**

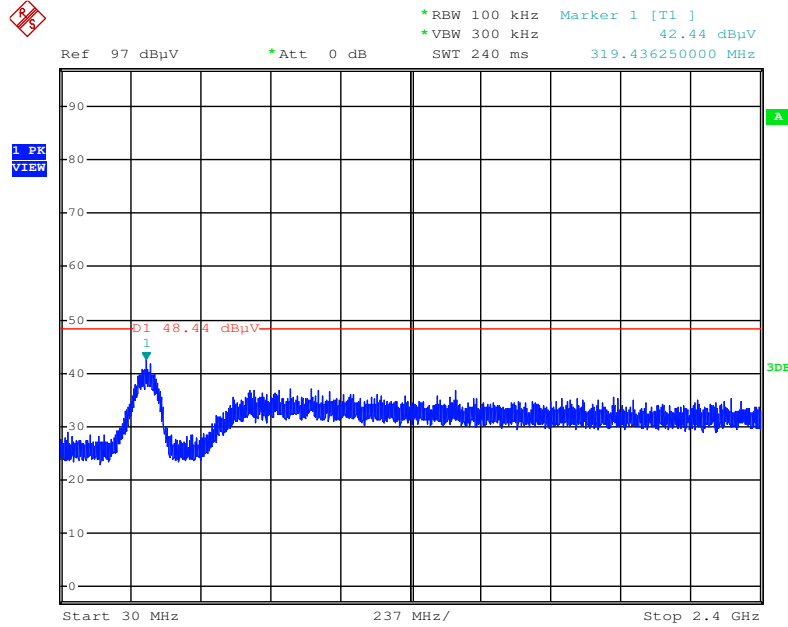


Date: 11.SEP.2015 01:02:56

Note: Only the worse polarization (Horizontal) is tested and recorded in test report.

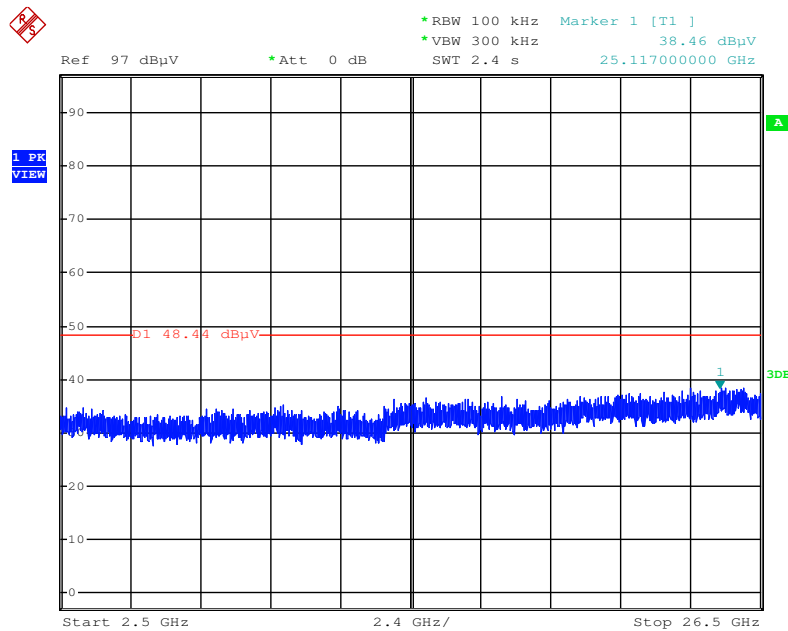


Plot on Configuration IEEE 802. 11ac MCS0/Nss3 VHT40 / CH 9 / 30MHz~2400MHz (down 30dBc) - Horizontal



Date: 11.SEP.2015 01:17:20

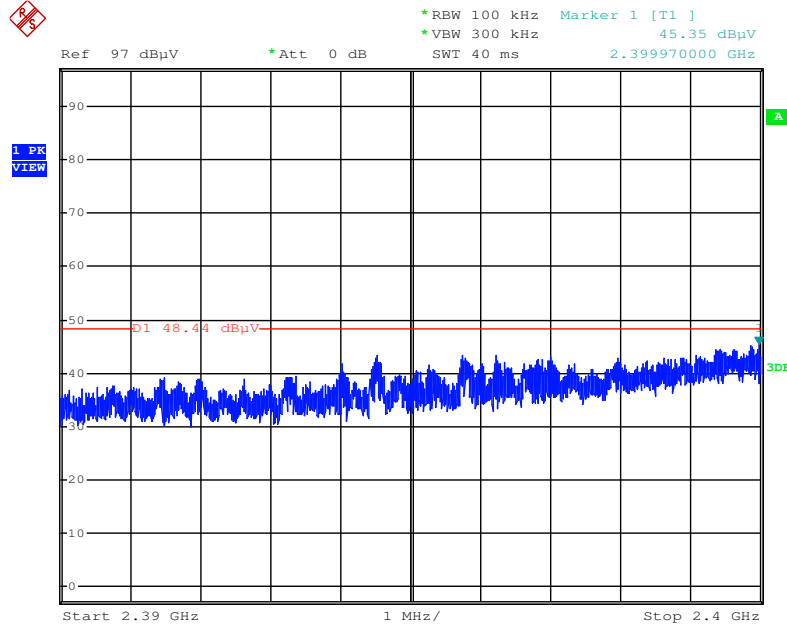
Plot on Configuration IEEE 802. 11ac MCS0/Nss3 VHT40 / CH 9 / 2500MHz~26500MHz (down 30dBc) - Horizontal



Date: 11.SEP.2015 01:05:07

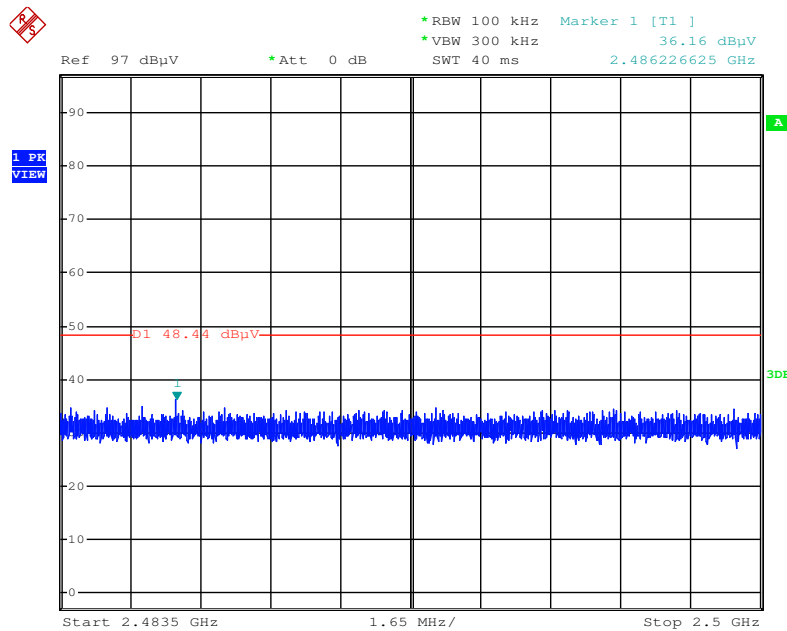
Note: Only the worse polarization (Horizontal) is tested and recorded in test report.

**Plot on Configuration IEEE 802. 11ac MCS0/Nss3 VHT40 / CH 3 / 2390MHz~2400MHz (down 30dBc) - Horizontal**



Date: 19.DEC.2015 09:25:23

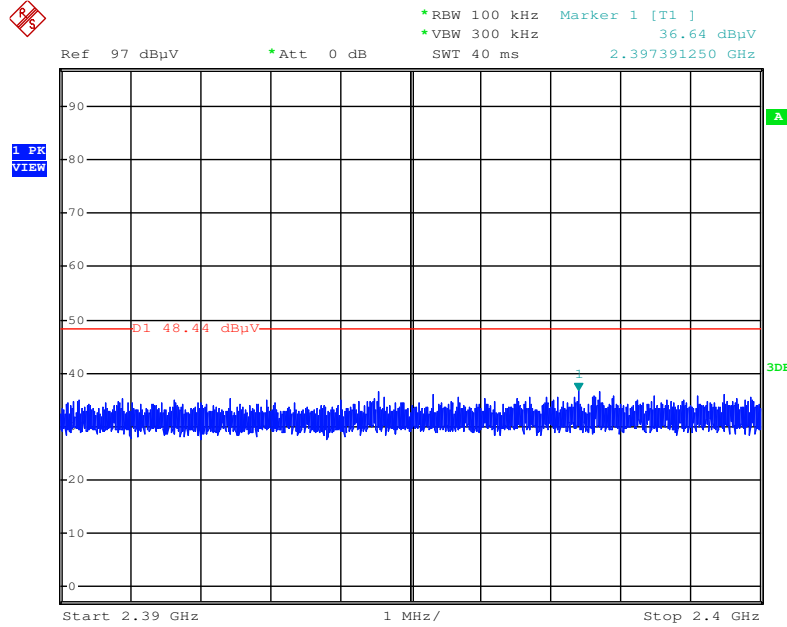
**Plot on Configuration IEEE 802. 11ac MCS0/Nss3 VHT40 / CH 3 / 2483.5-2500MHz (down 30dBc) - Horizontal**



Date: 19.DEC.2015 09:34:39

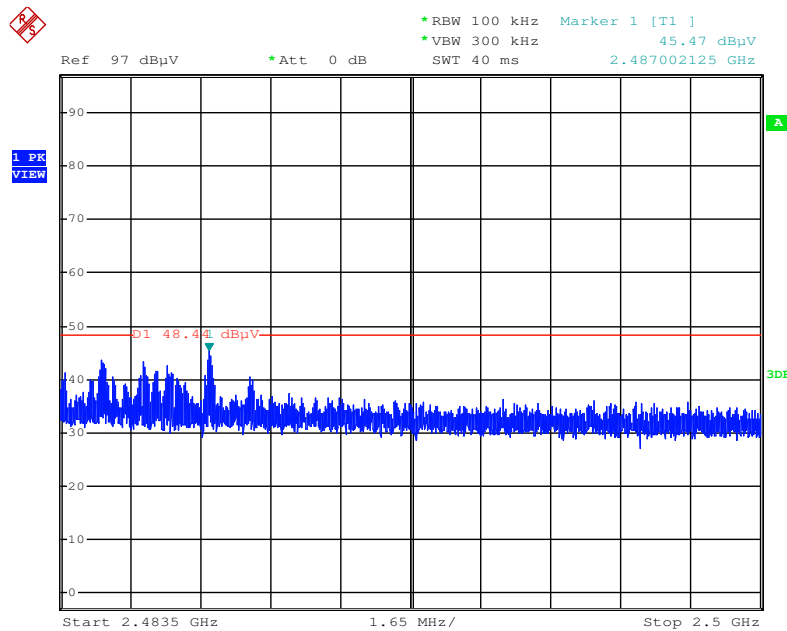
Note: Only the worse polarization (Horizontal) is tested and recorded in test report.

**Plot on Configuration IEEE 802. 11ac MCS0/Nss3 VHT40 / CH 9 / 2390MHz~2400MHz (down 30dBc) - Horizontal**



Date: 19.DEC.2015 09:36:45

**Plot on Configuration IEEE 802. 11ac MCS0/Nss3 VHT40 / CH 9 / 2483.5-2500MHz (down 30dBc) - Horizontal**

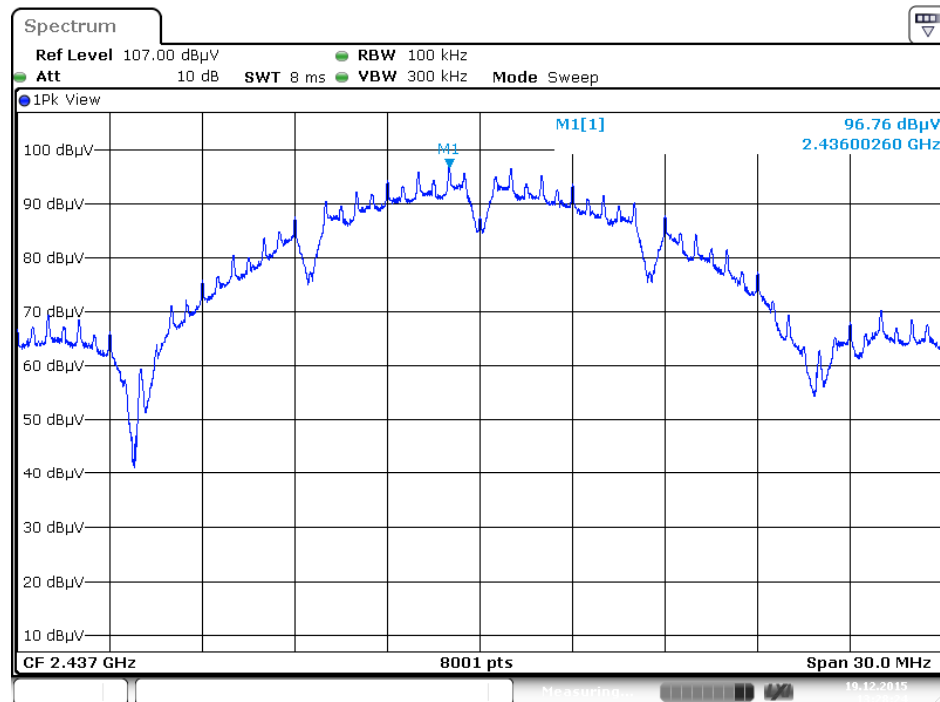


Date: 19.DEC.2015 09:37:43

Note: Only the worse polarization (Horizontal) is tested and recorded in test report.

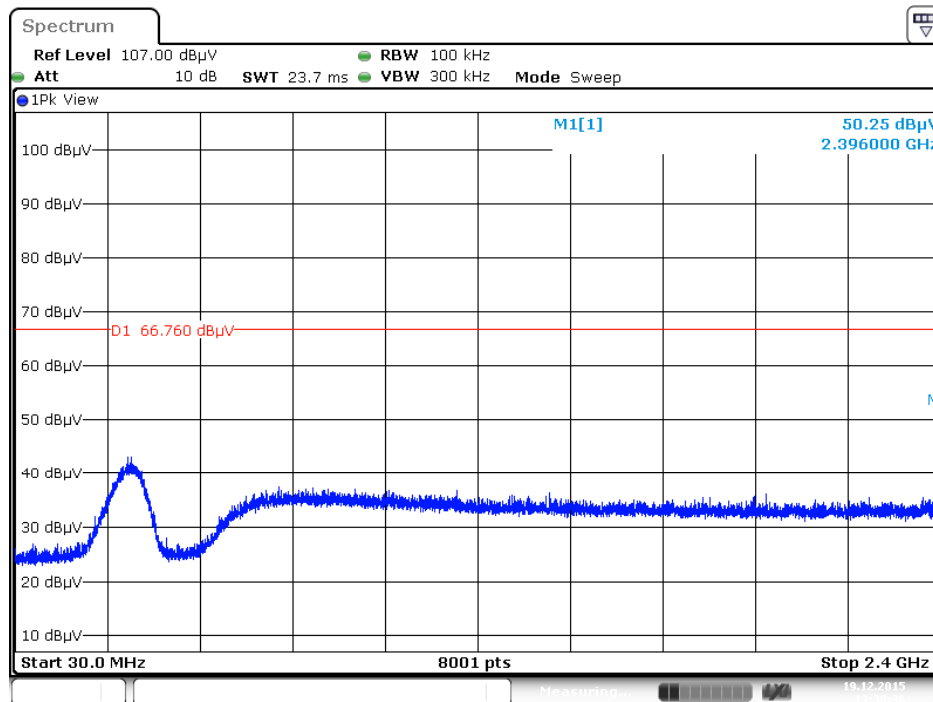
<For Radio 3 Mode>

Plot on Configuration IEEE 802.11b / Reference Level - Horizontal

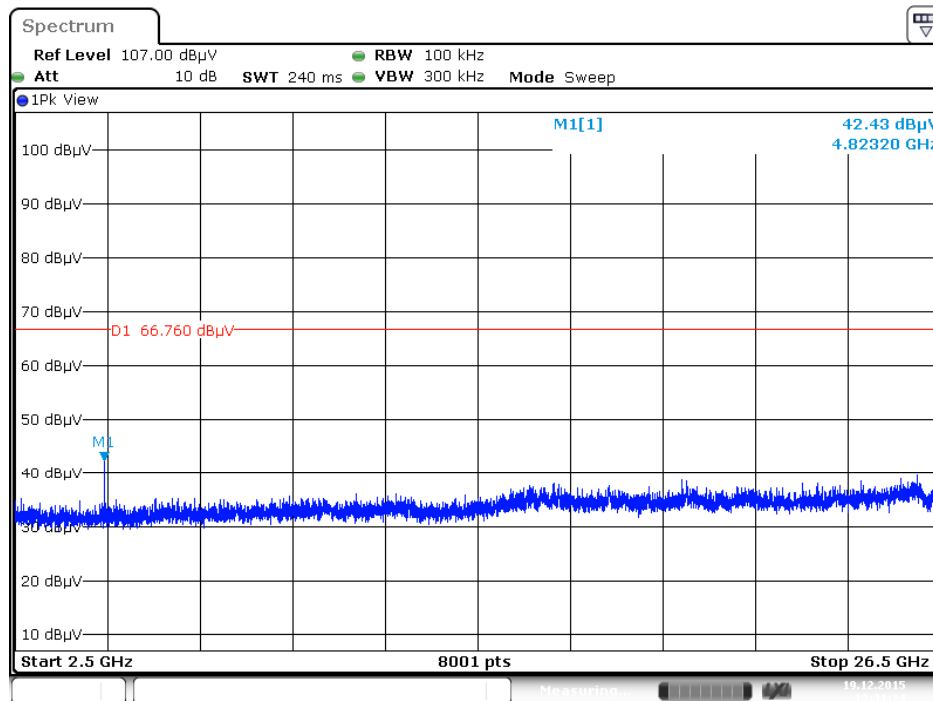


Note: Only the worse polarization (Horizontal) is tested and recorded in test report.

Plot on Configuration IEEE 802.11b / CH 1 / 30MHz~2400MHz (down 30dBc) - Horizontal

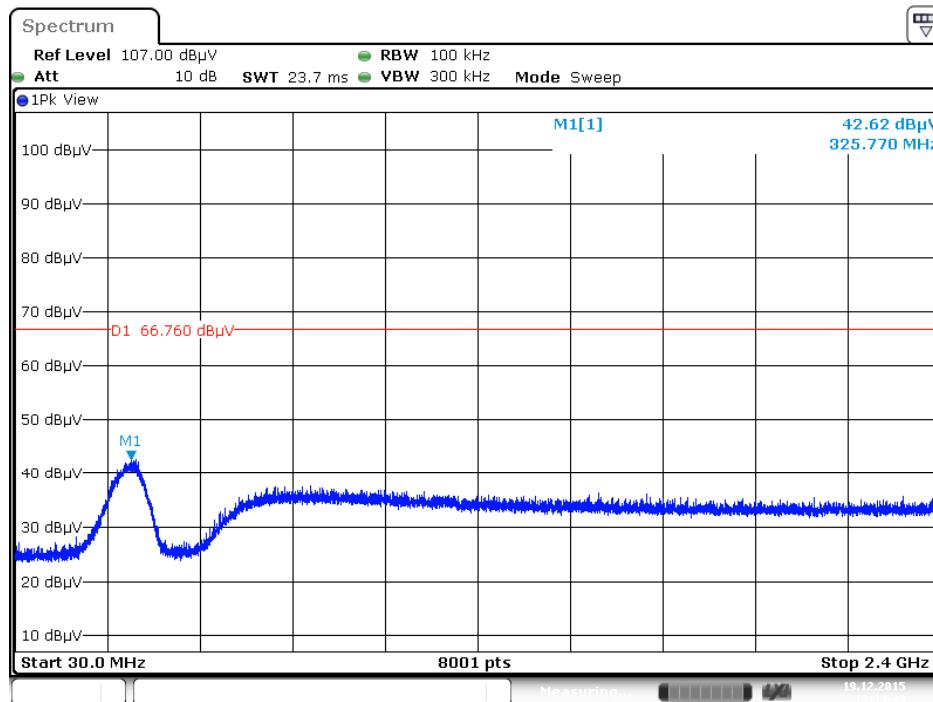


Plot on Configuration IEEE 802.11b / CH 1 / 2500MHz~26500MHz (down 30dBc) - Horizontal

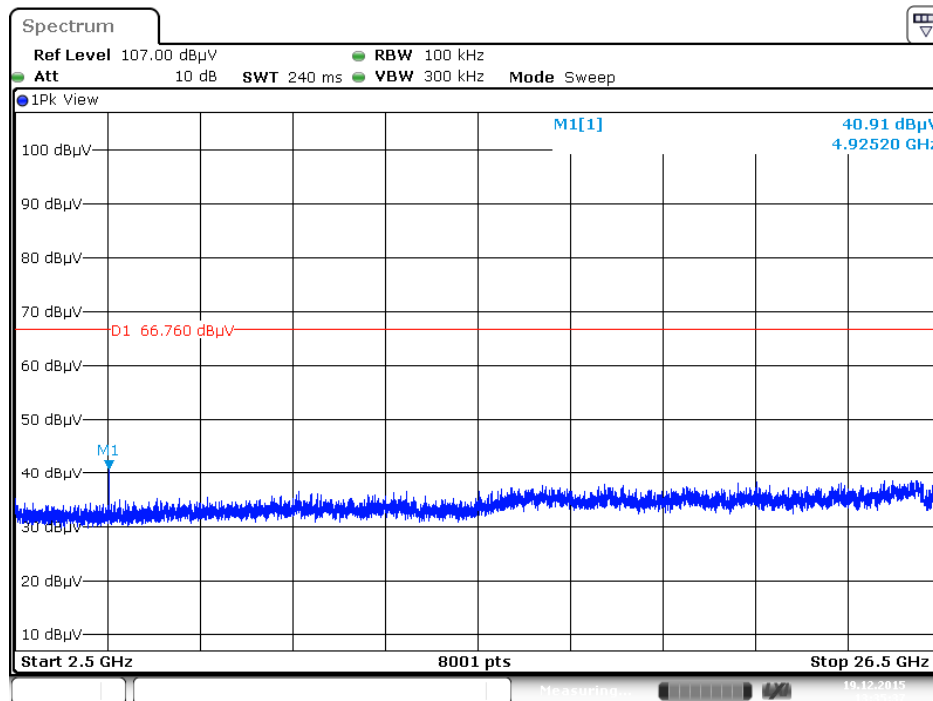


Note: Only the worse polarization (Horizontal) is tested and recorded in test report.

Plot on Configuration IEEE 802.11b / CH 11 / 30MHz~2400MHz (down 30dBc) - Horizontal

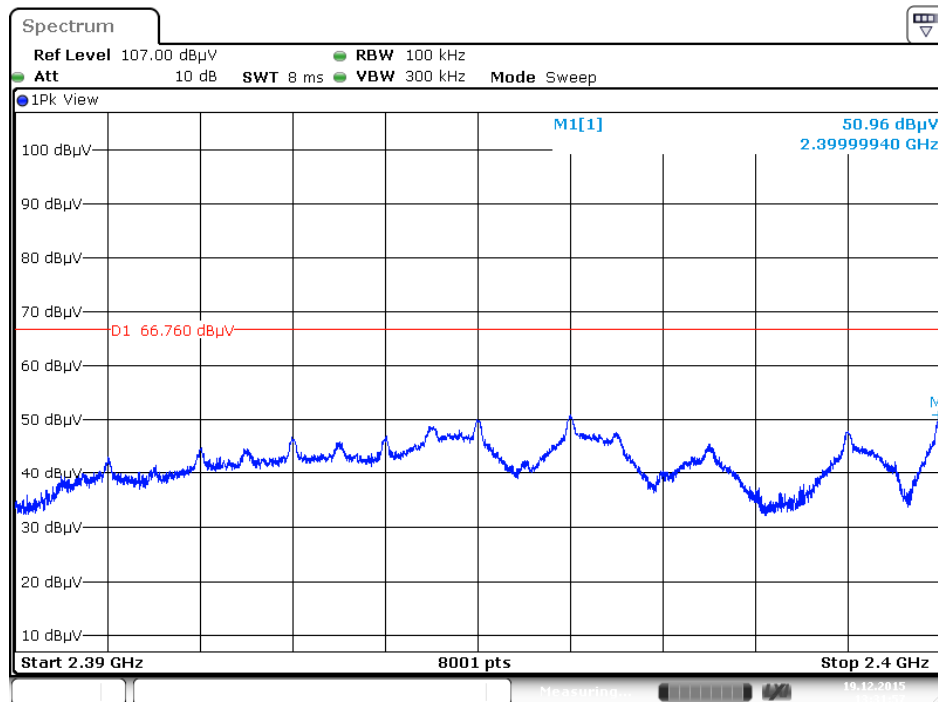


Plot on Configuration IEEE 802.11b / CH 11 / 2500MHz~26500MHz (down 30dBc) - Horizontal

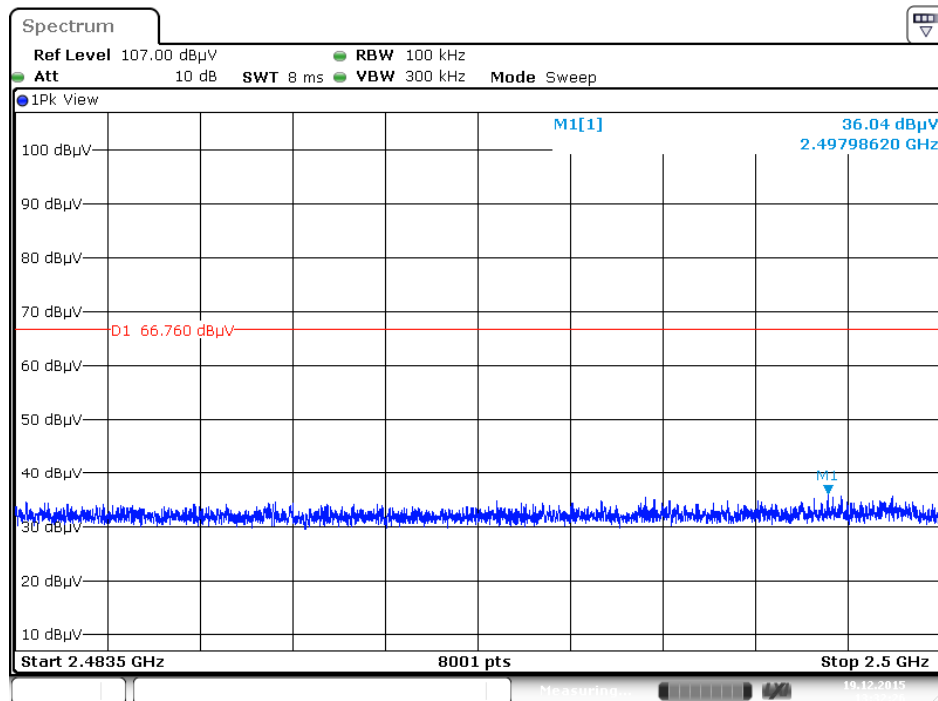


Note: Only the worse polarization (Horizontal) is tested and recorded in test report.

Plot on Configuration IEEE 802.11b / CH 1 / 2390MHz~2400MHz (down 30dBc) - Horizontal

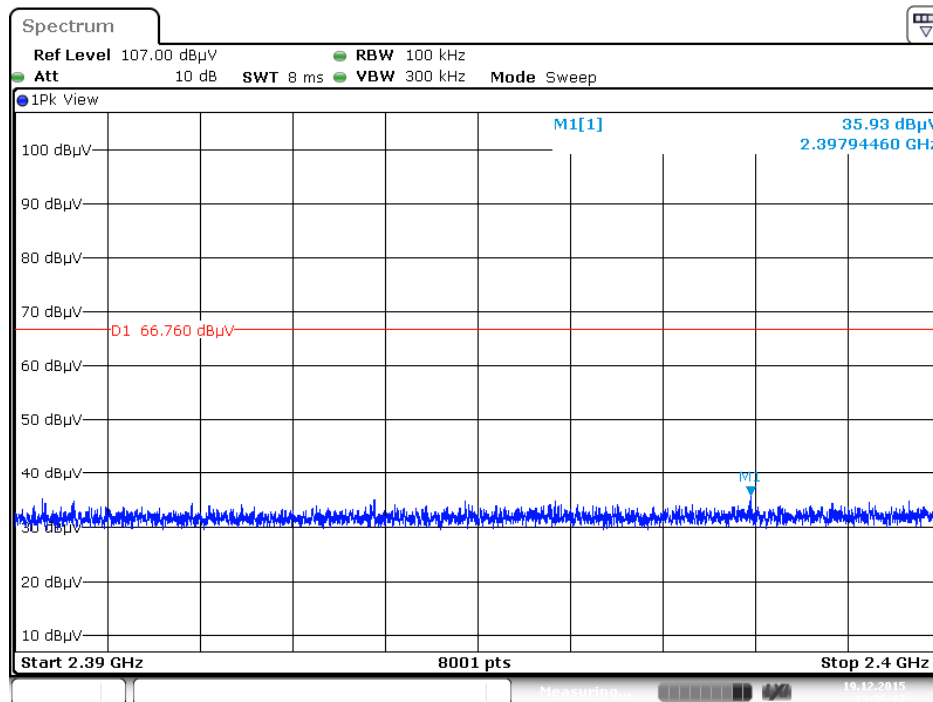


Plot on Configuration IEEE 802.11b / CH 1 / 2483.5-2500MHz (down 30dBc) - Horizontal

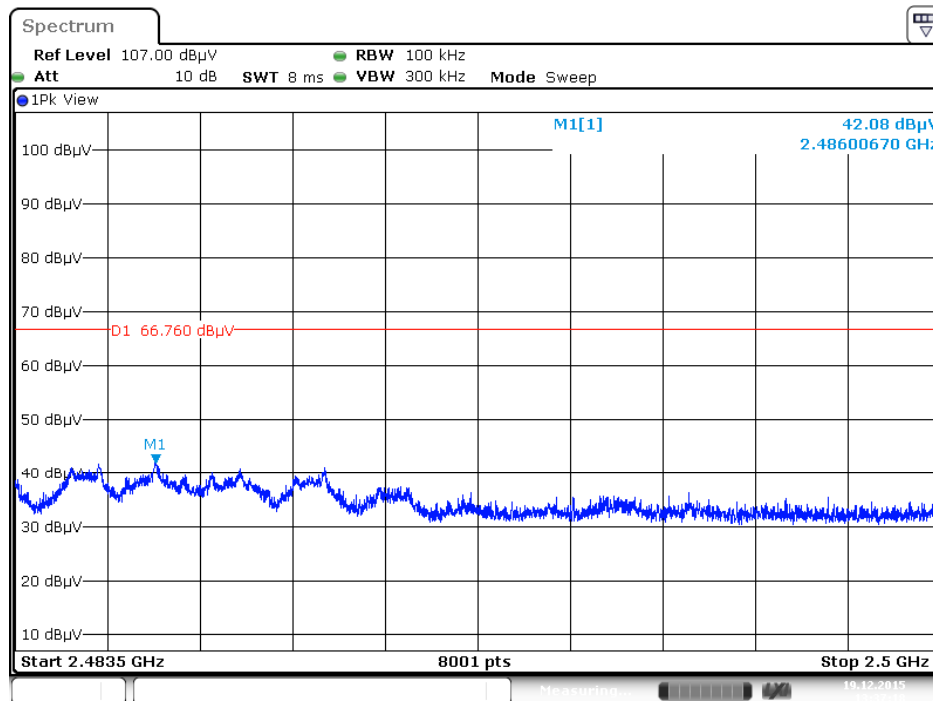


Note: Only the worse polarization (Horizontal) is tested and recorded in test report.

Plot on Configuration IEEE 802.11b / CH 11 / 2390MHz~2400MHz (down 30dBc) - Horizontal



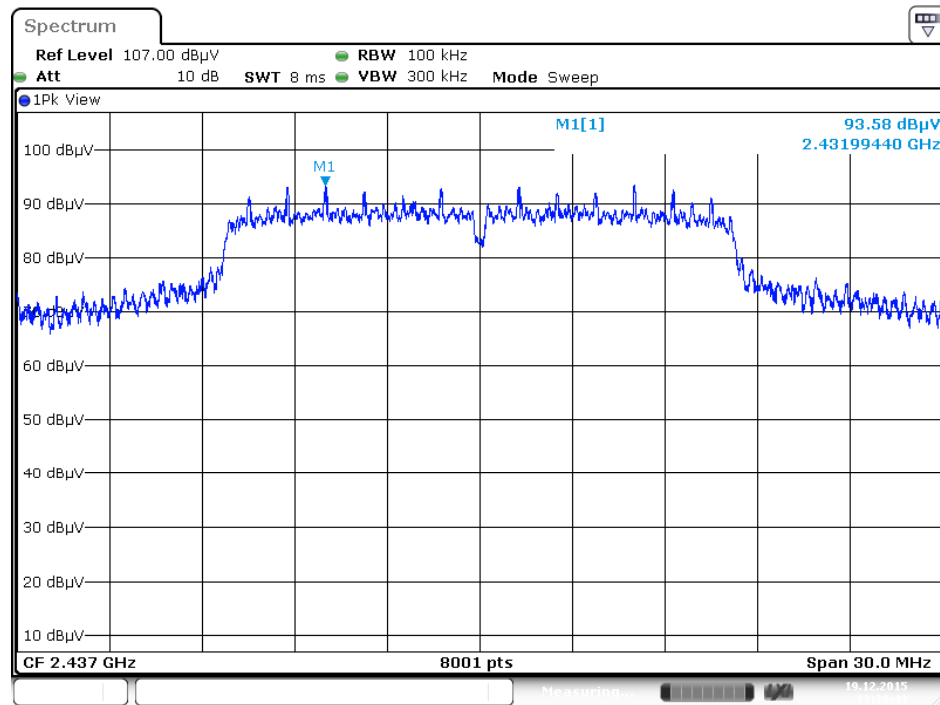
Plot on Configuration IEEE 802.11b / CH 11 / 2483.5-2500MHz (down 30dBc) - Horizontal



Note: Only the worse polarization (Horizontal) is tested and recorded in test report.



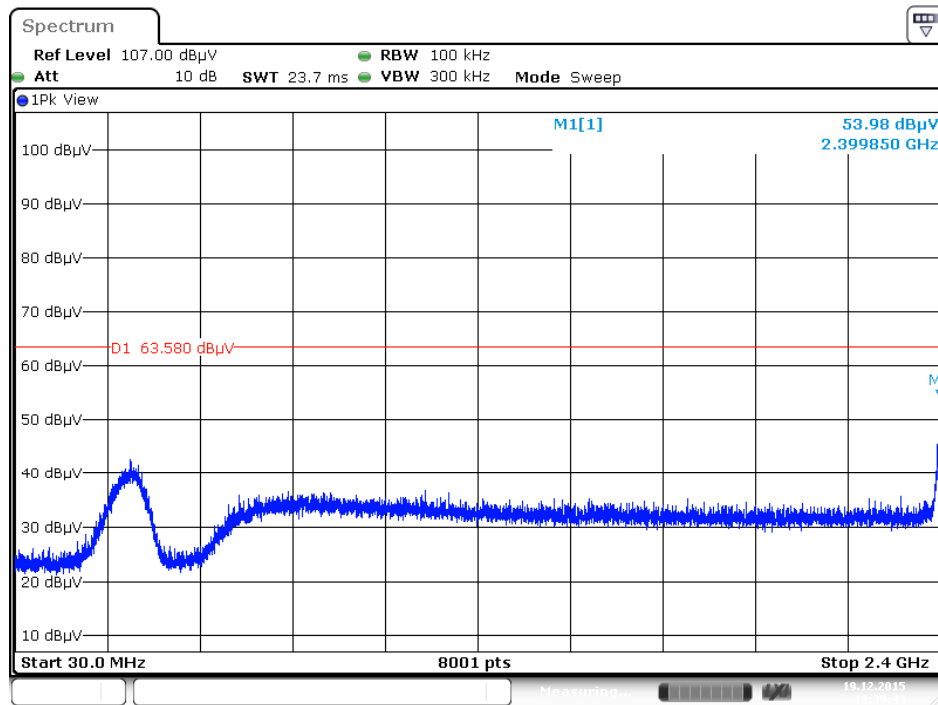
Plot on Configuration IEEE 802.11g / Reference Level - Horizontal



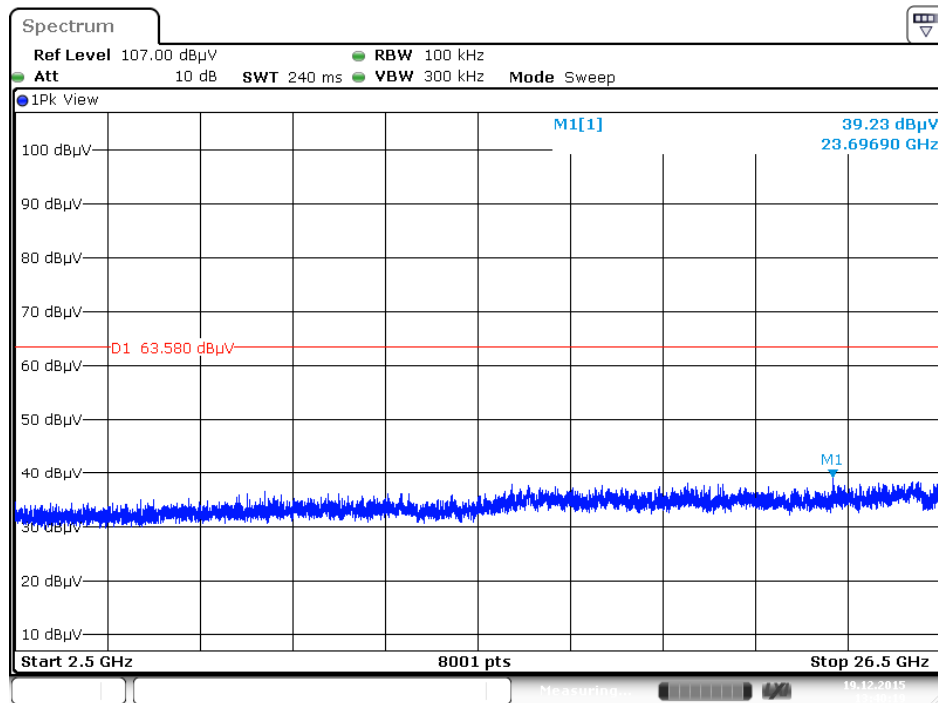
Date: 19 DEC 2015 13:38:43

Note: Only the worse polarization (Horizontal) is tested and recorded in test report.

Plot on Configuration IEEE 802.11g / CH 1 / 30MHz~2400MHz (down 30dBc) - Horizontal

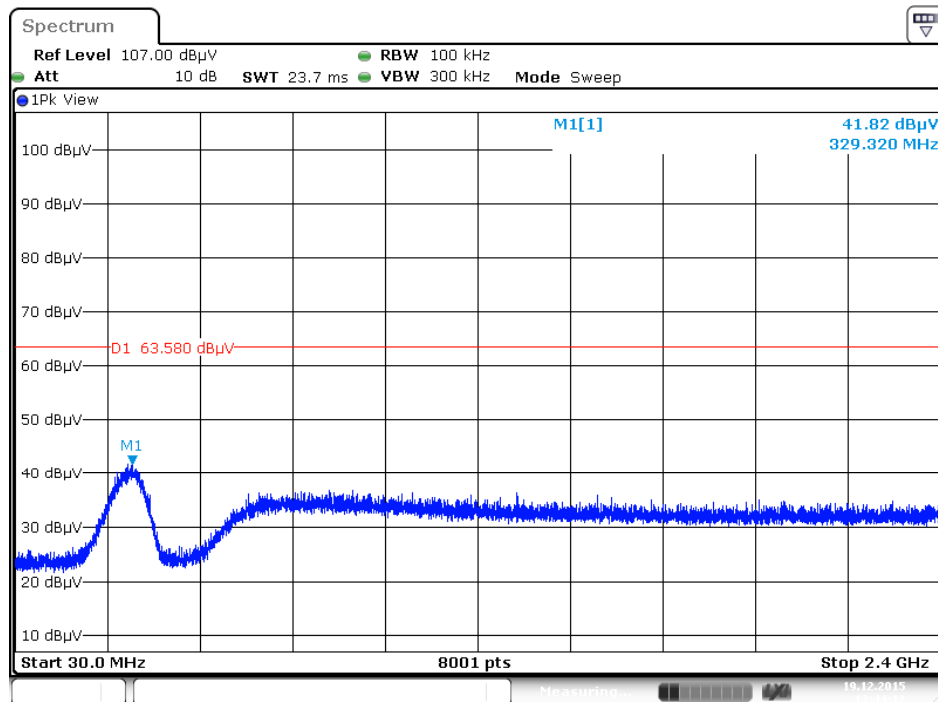


Plot on Configuration IEEE 802.11g / CH 1 / 2500MHz~26500MHz (down 30dBc) - Horizontal

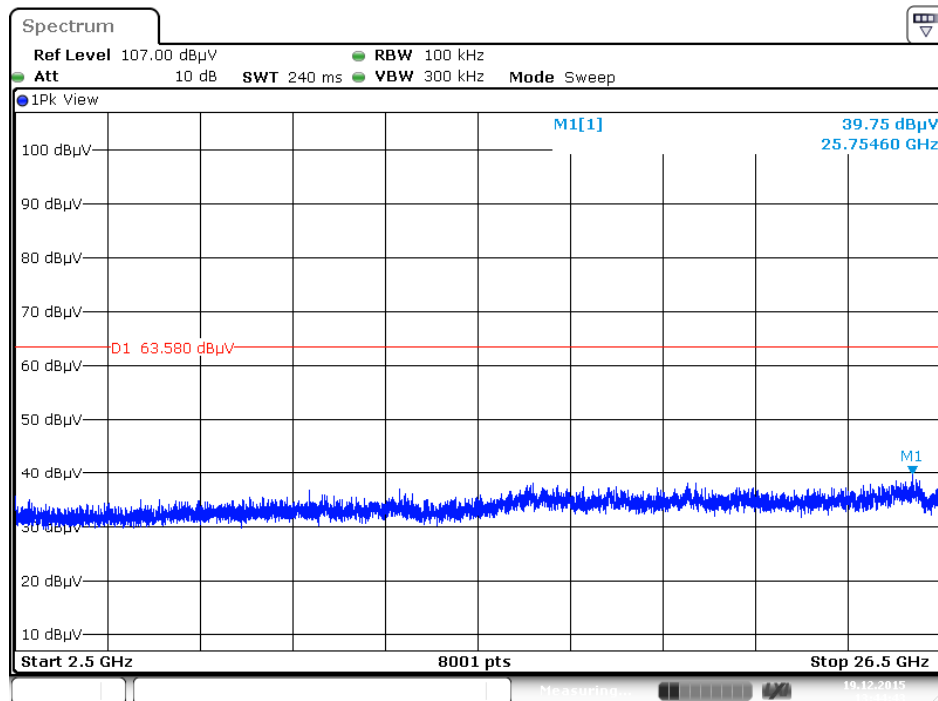


Note: Only the worse polarization (Horizontal) is tested and recorded in test report.

Plot on Configuration IEEE 802.11g / CH 11 / 30MHz~2400MHz (down 30dBc) - Horizontal

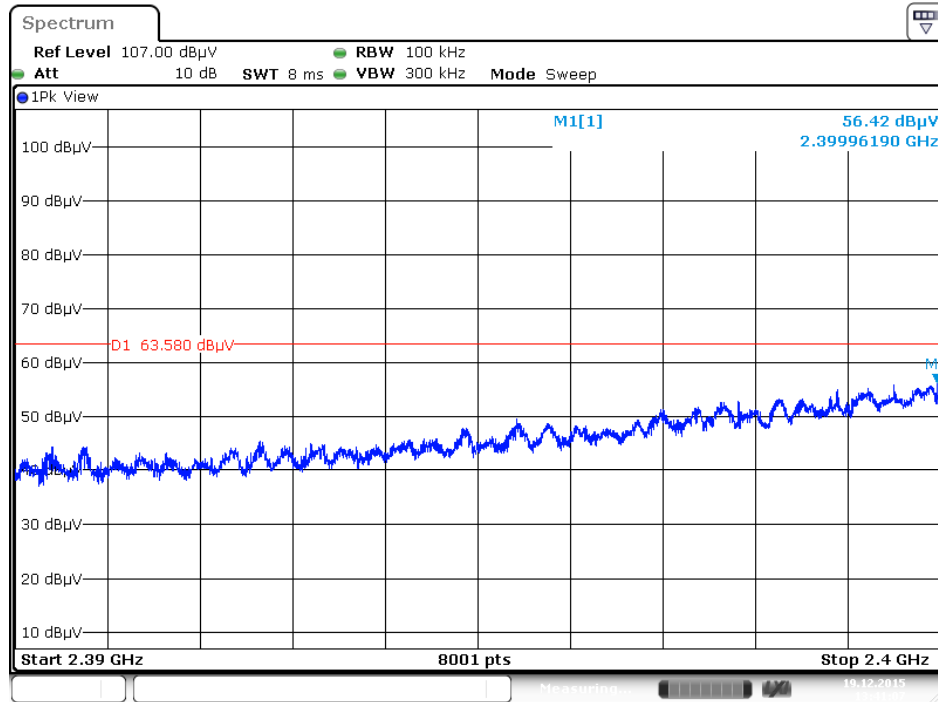


Plot on Configuration IEEE 802.11g / CH 11 / 2500MHz~26500MHz (down 30dBc) - Horizontal

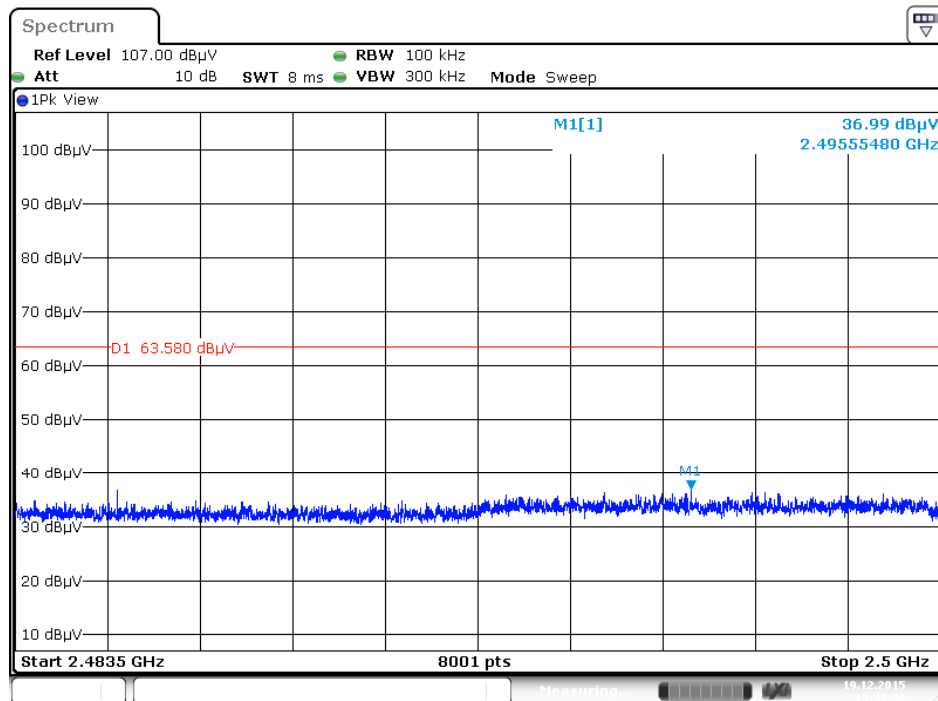


Note: Only the worse polarization (Horizontal) is tested and recorded in test report.

Plot on Configuration IEEE 802.11g / CH 1 / 2390MHz~2400MHz (down 30dBc) - Horizontal

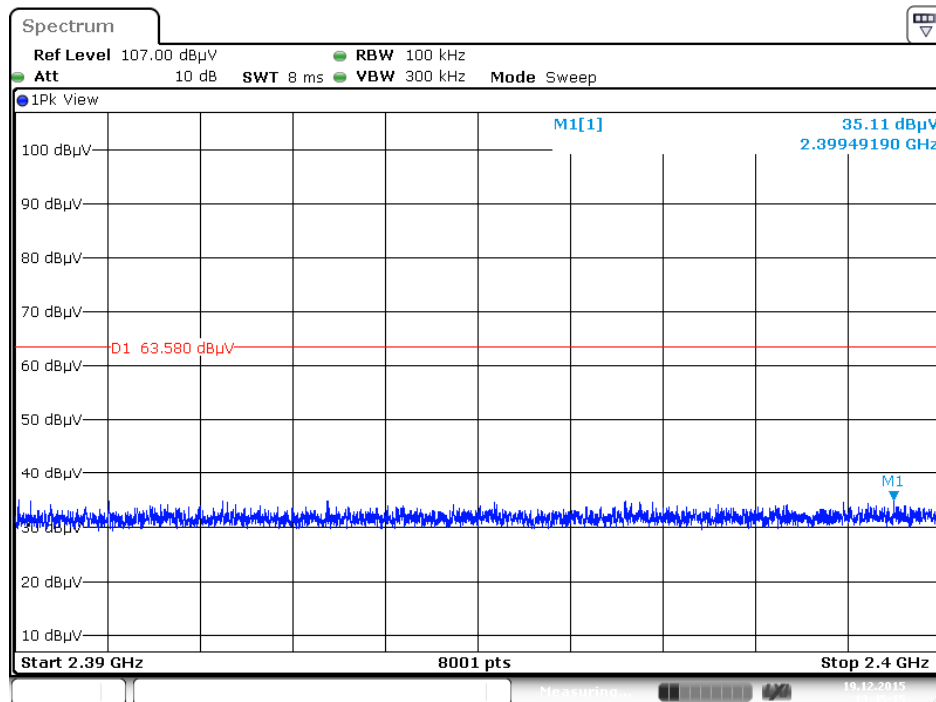


Plot on Configuration IEEE 802.11g / CH 1 / 2483.5-2500MHz (down 30dBc) - Horizontal

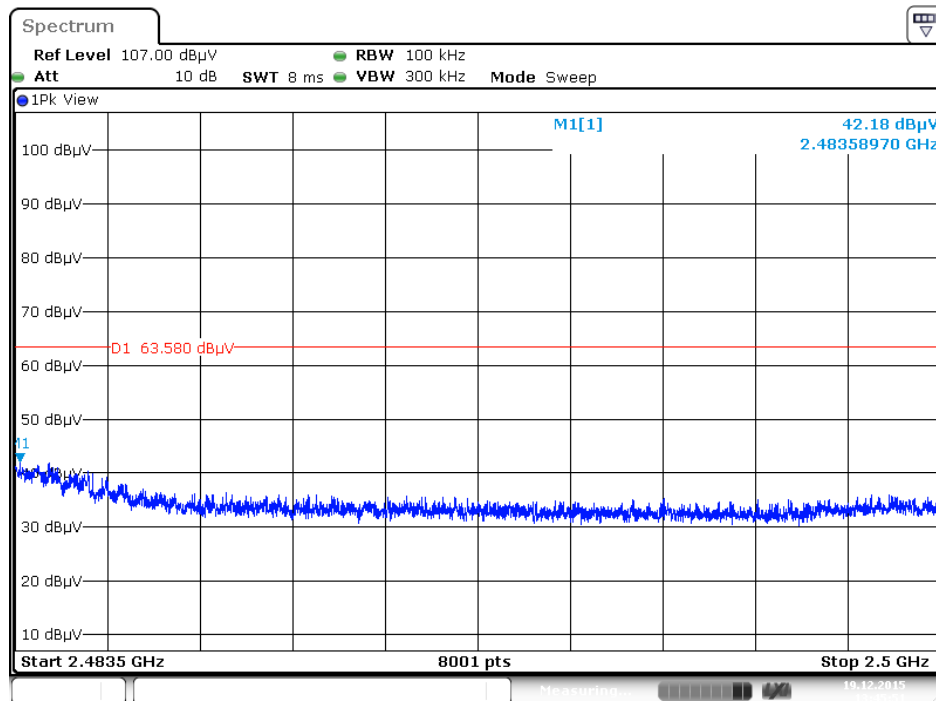


Note: Only the worse polarization (Horizontal) is tested and recorded in test report.

Plot on Configuration IEEE 802.11g / CH 11 / 2390MHz~2400MHz (down 30dBc) - Horizontal

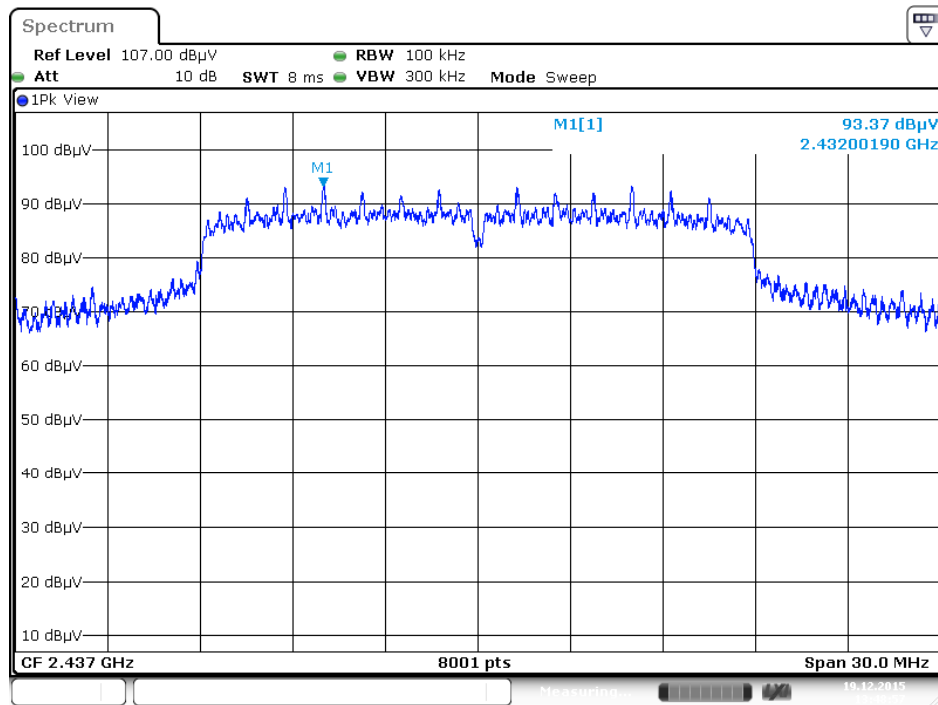


Plot on Configuration IEEE 802.11g / CH 11 / 2483.5-2500MHz (down 30dBc) - Horizontal



Note: Only the worse polarization (Horizontal) is tested and recorded in test report.

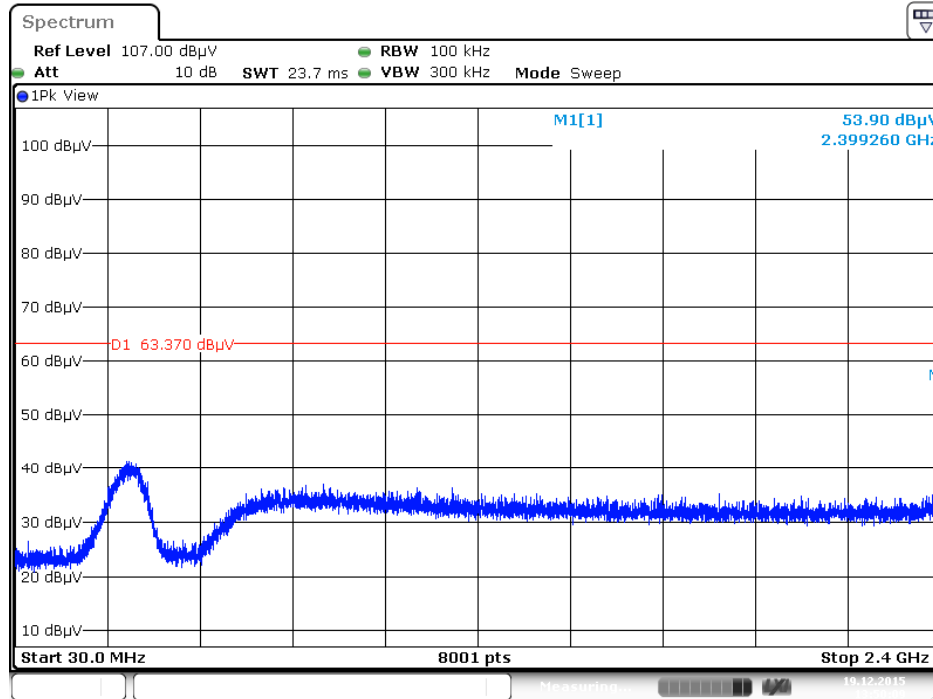
Plot on Configuration IEEE 802. 11ac MCS0/Nss1 VHT20 / Reference Level - Horizontal



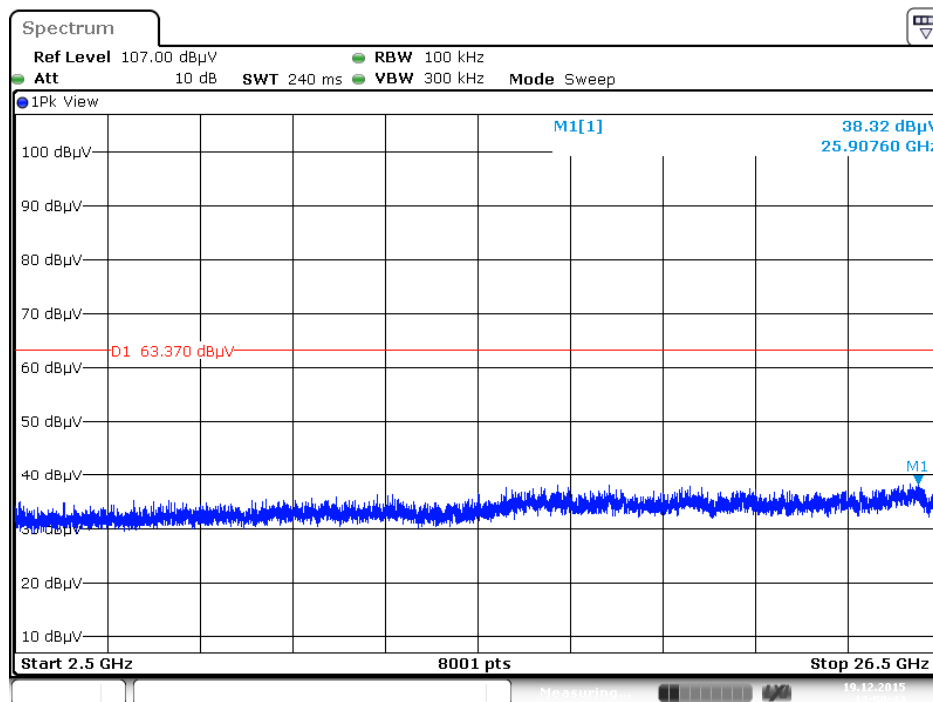
Date: 19 DEC 2015 13:48:57

Note: Only the worse polarization (Horizontal) is tested and recorded in test report.

Plot on Configuration IEEE 802. 11ac MCS0/Nss1 VHT20 / CH 1 / 30MHz~2400MHz (down 30dBc) - Horizontal

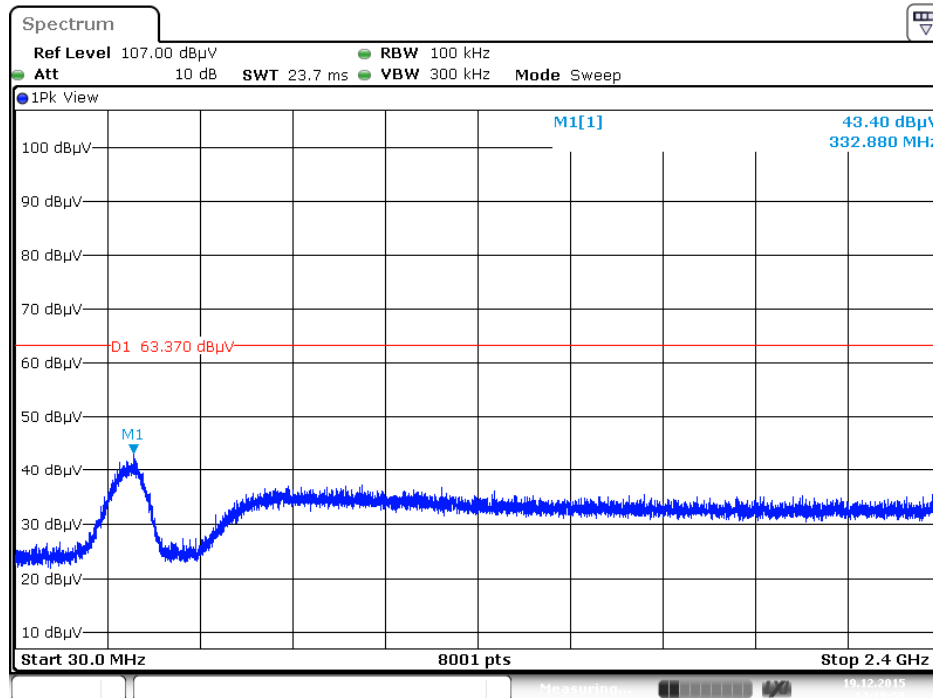


Plot on Configuration IEEE 802. 11ac MCS0/Nss1 VHT20 / CH 1 / 2500MHz~26500MHz (down 30dBc) - Horizontal



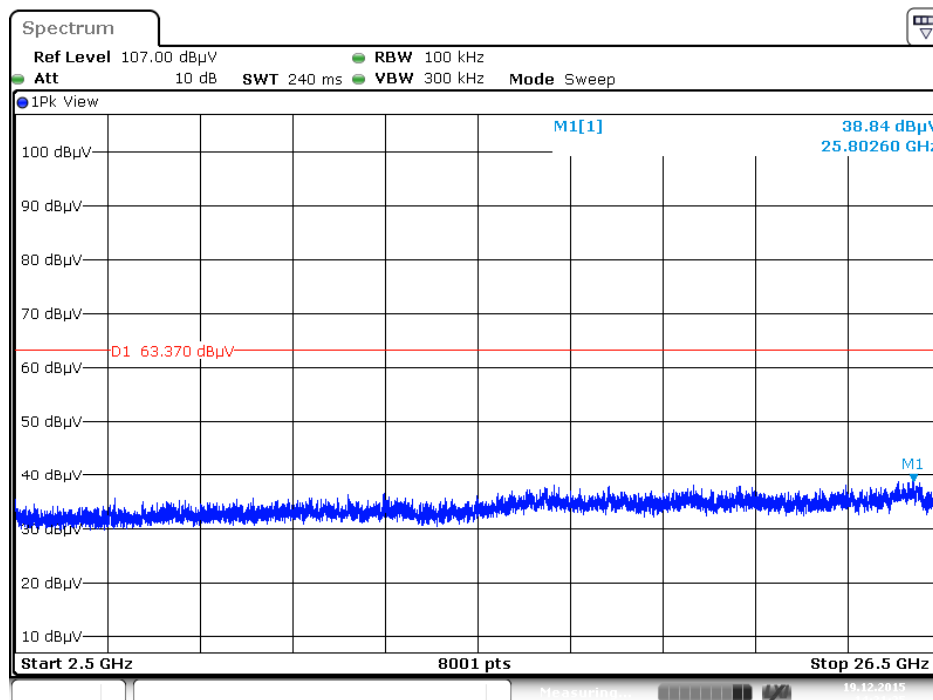
Note: Only the worse polarization (Horizontal) is tested and recorded in test report.

Plot on Configuration IEEE 802. 11ac MCS0/Nss1 VHT20 / CH 11 / 30MHz~2400MHz (down 30dBc) - Horizontal



Date: 19 DEC 2015 14:19:59

Plot on Configuration IEEE 802. 11ac MCS0/Nss1 VHT20 / CH 11 / 2500MHz~26500MHz (down 30dBc) - Horizontal

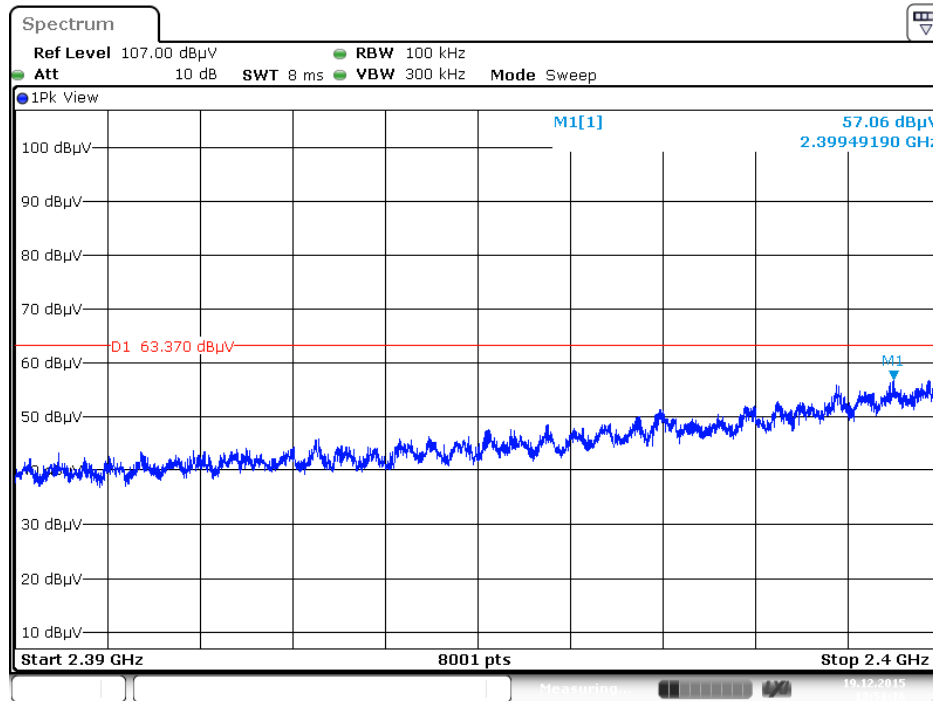


Date: 19 DEC 2015 14:21:26

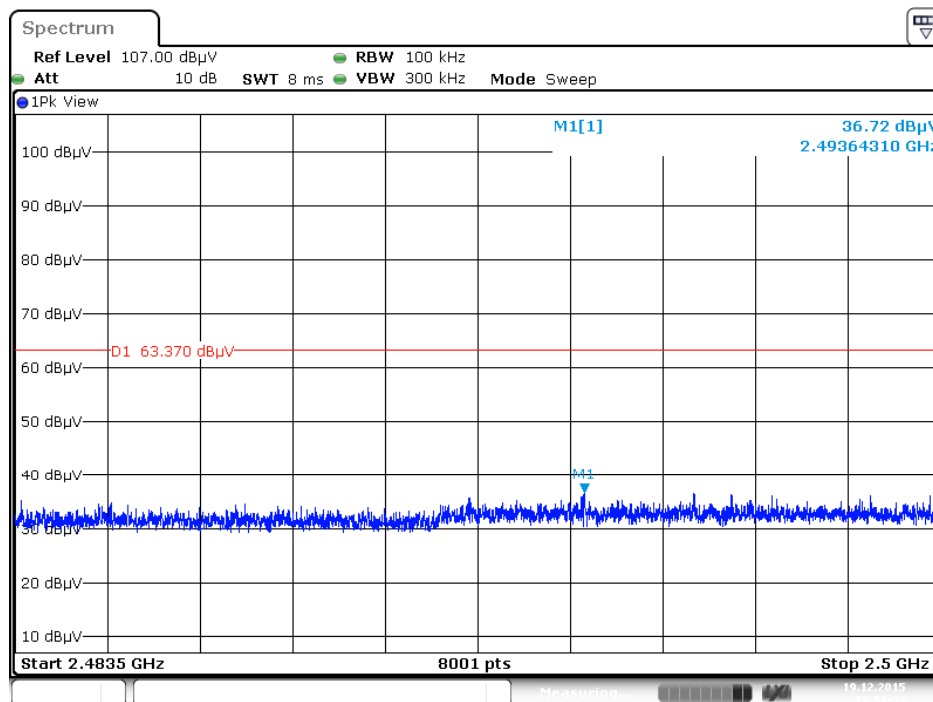
Note: Only the worse polarization (Horizontal) is tested and recorded in test report.



**Plot on Configuration IEEE 802. 11ac MCS0/Nss1 VHT20 / CH 1 / 2390MHz~2400MHz (down 30dBc) - Horizontal**

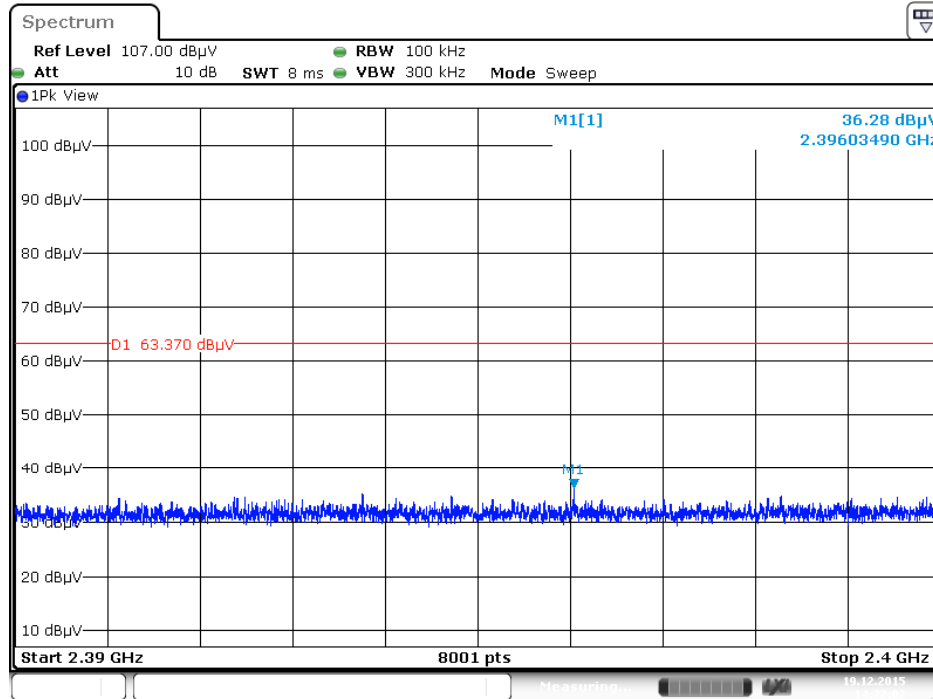


**Plot on Configuration IEEE 802. 11ac MCS0/Nss1 VHT20 / CH 1 / 2483.5-2500MHz (down 30dBc) - Horizontal**

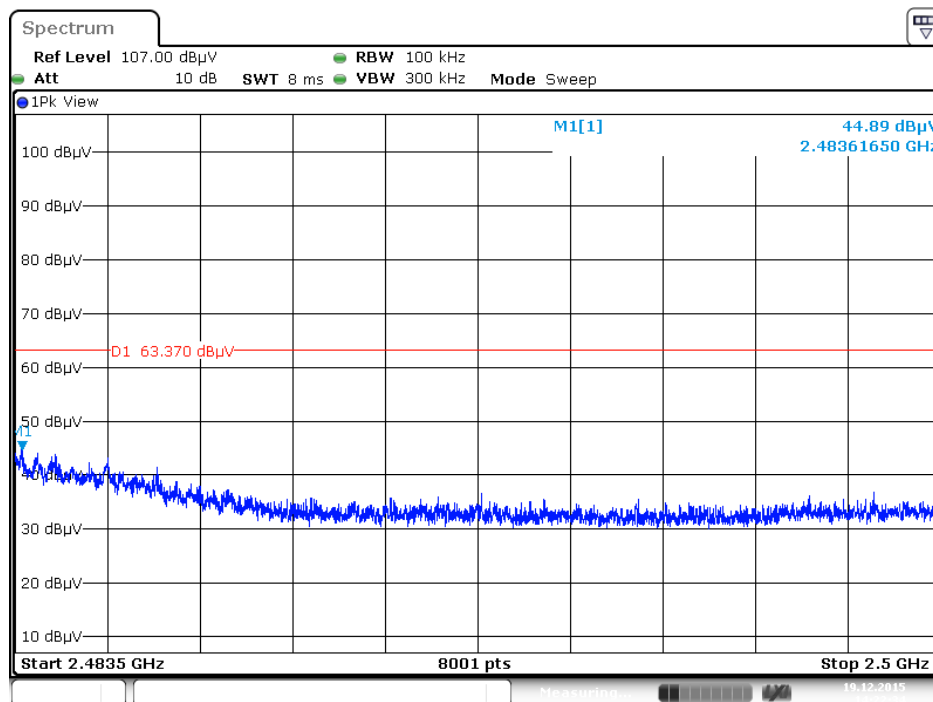


Note: Only the worse polarization (Horizontal) is tested and recorded in test report.

**Plot on Configuration IEEE 802. 11ac MCS0/Nss1 VHT20 / CH 11 / 2390MHz~2400MHz (down 30dBc) - Horizontal**

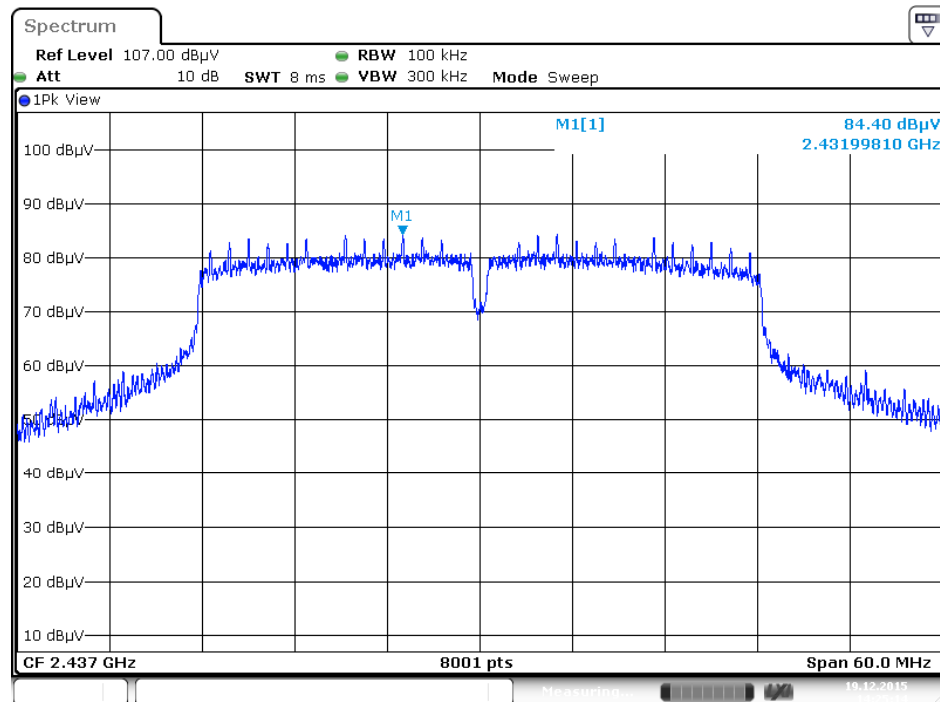


**Plot on Configuration IEEE 802. 11ac MCS0/Nss1 VHT20 / CH 11 / 2483.5-2500MHz (down 30dBc) - Horizontal**



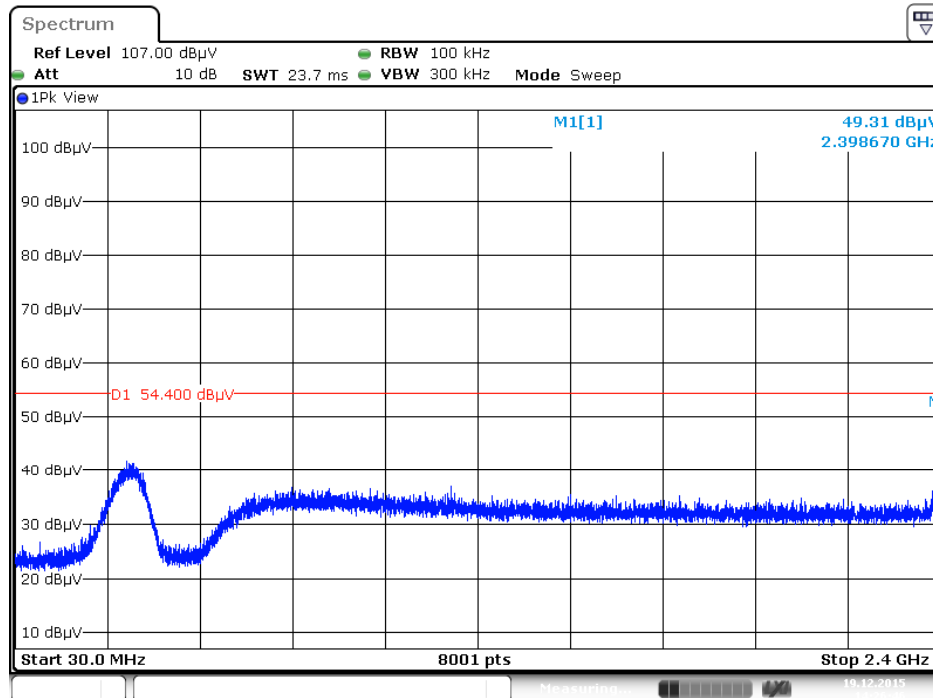
Note: Only the worse polarization (Horizontal) is tested and recorded in test report.

## Plot on Configuration IEEE 802. 11ac MCS0/Nss1 VHT40 / Reference Level - Horizontal

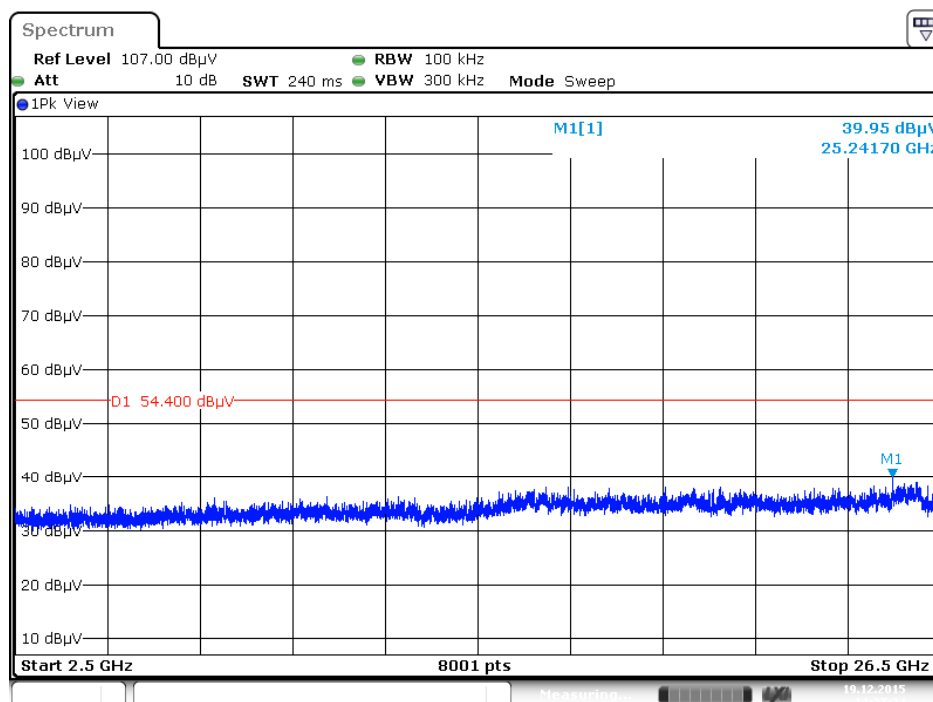


Note: Only the worse polarization (Horizontal) is tested and recorded in test report.

**Plot on Configuration IEEE 802. 11ac MCS0/Nss1 VHT40 / CH 3 / 30MHz~2400MHz (down 30dBc) - Horizontal**

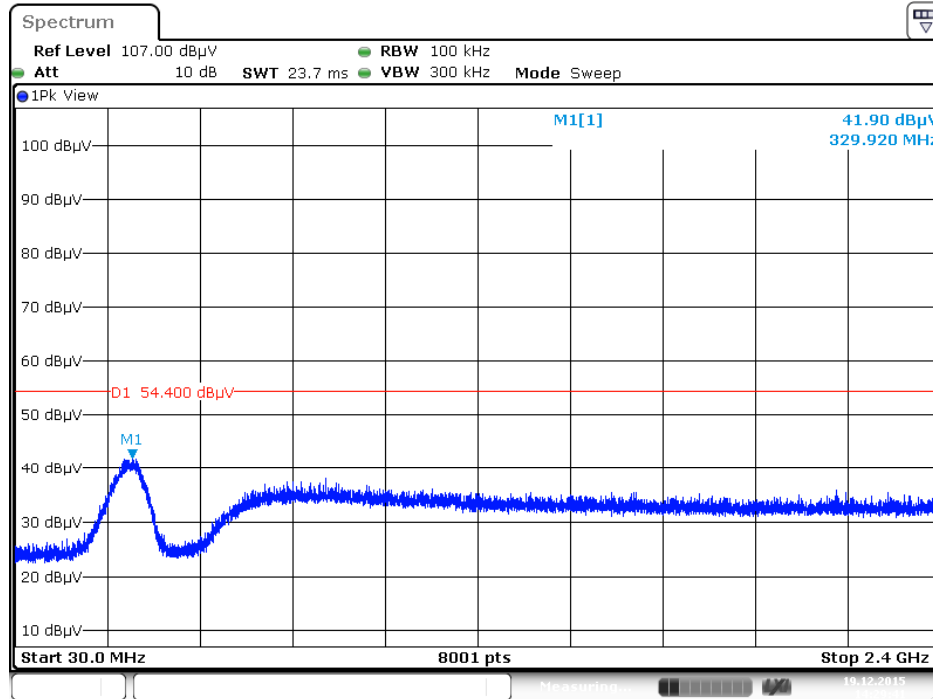


**Plot on Configuration IEEE 802. 11ac MCS0/Nss1 VHT40 / CH 3 / 2500MHz~26500MHz (down 30dBc) - Horizontal**

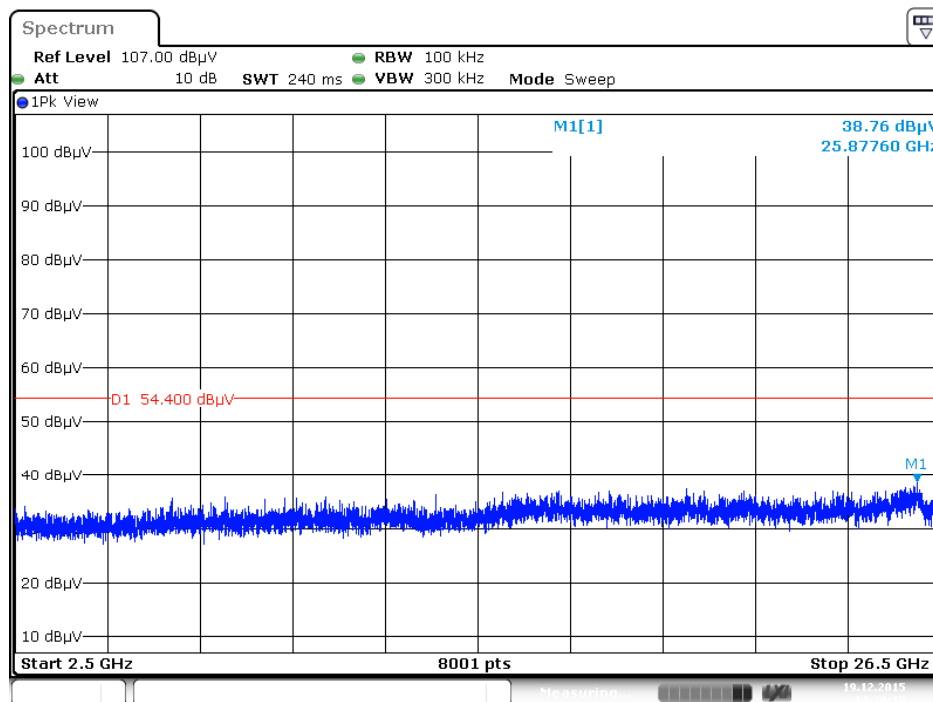


Note: Only the worse polarization (Horizontal) is tested and recorded in test report.

**Plot on Configuration IEEE 802. 11ac MCS0/Nss1 VHT40 / CH 9 / 30MHz~2400MHz (down 30dBc) - Horizontal**

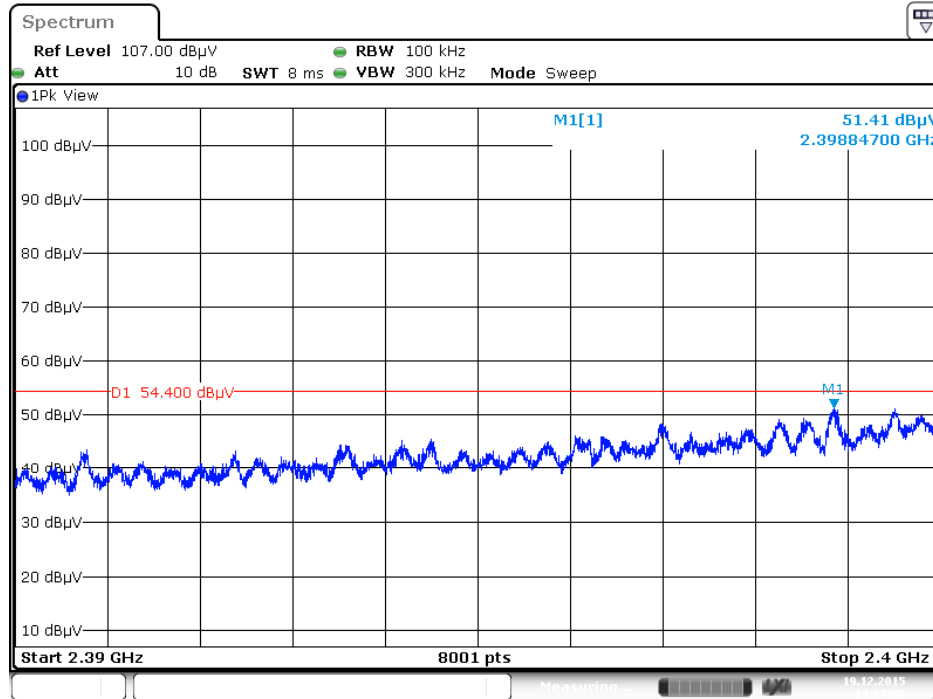


**Plot on Configuration IEEE 802. 11ac MCS0/Nss1 VHT40 / CH 9 / 2500MHz~26500MHz (down 30dBc) - Horizontal**

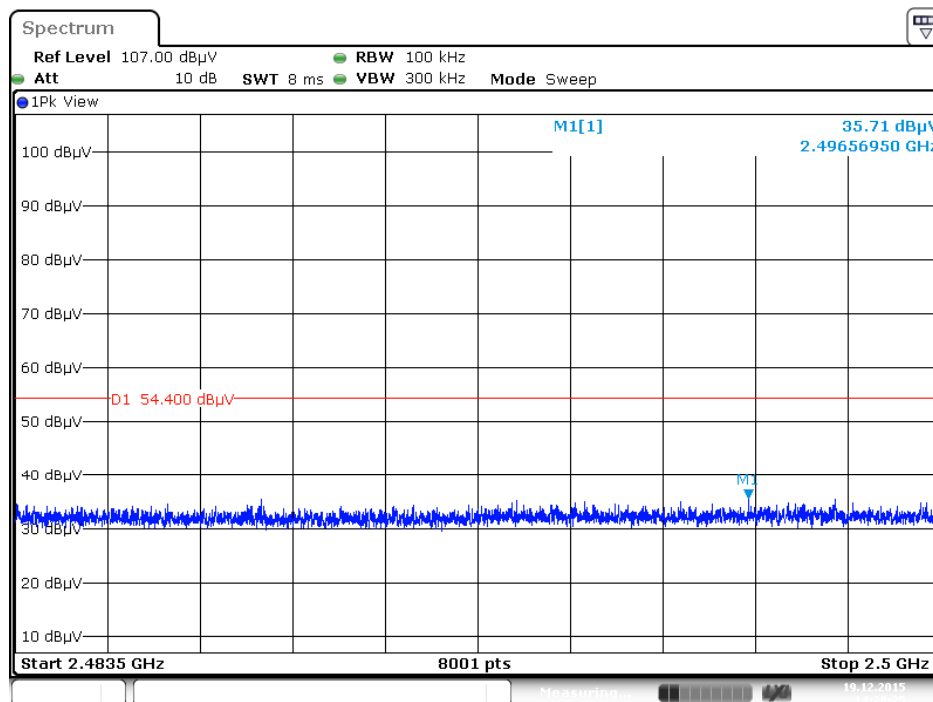


Note: Only the worse polarization (Horizontal) is tested and recorded in test report.

**Plot on Configuration IEEE 802. 11ac MCS0/Nss1 VHT40 / CH 3 / 2390MHz~2400MHz (down 30dBc) - Horizontal**

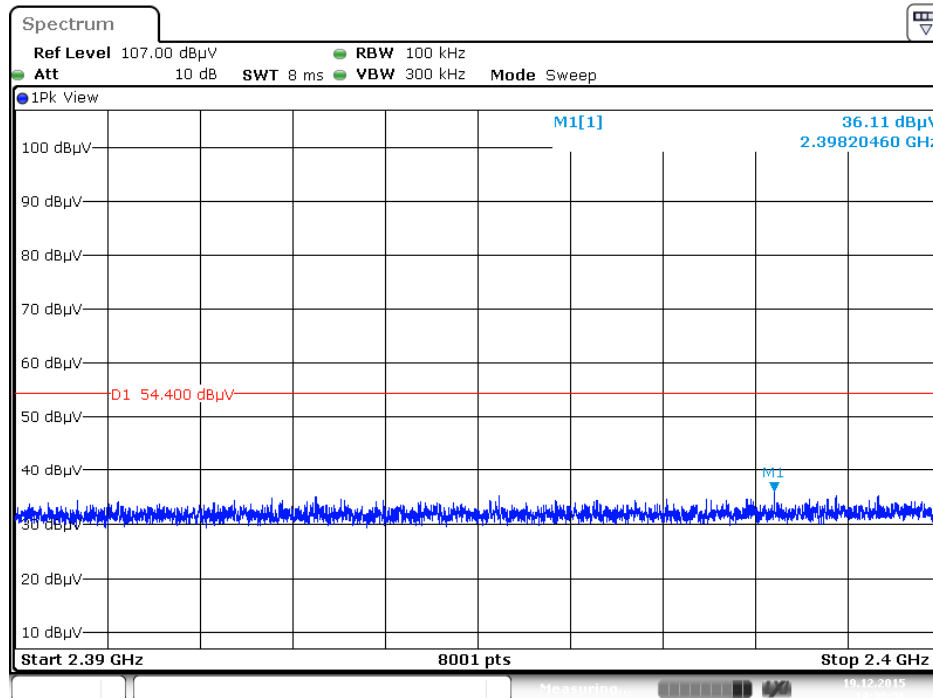


**Plot on Configuration IEEE 802. 11ac MCS0/Nss1 VHT40 / CH 3 / 2483.5-2500MHz (down 30dBc) - Horizontal**



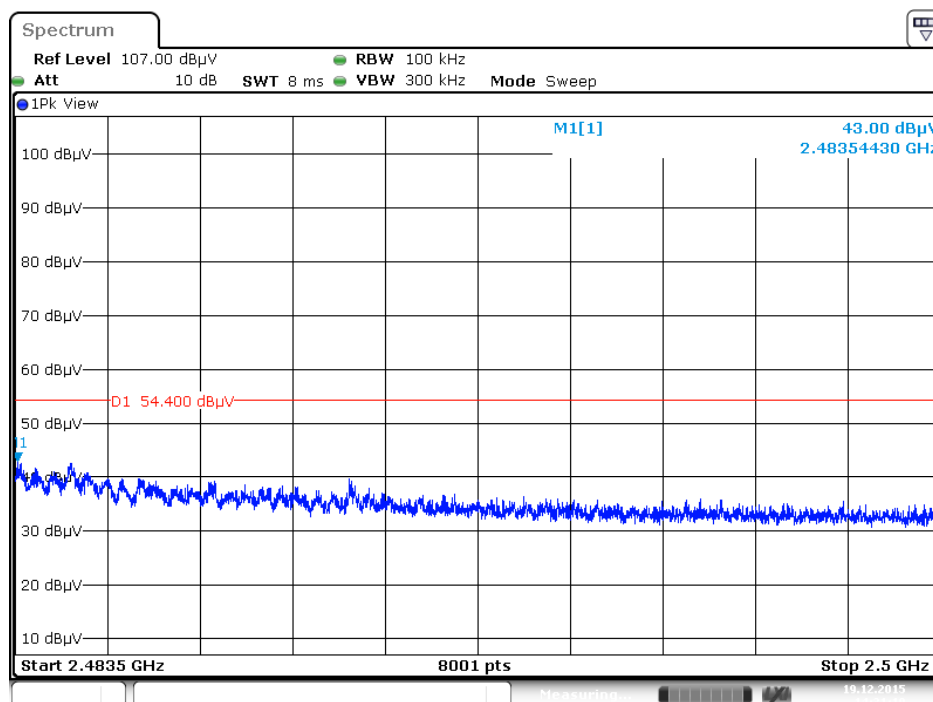
Note: Only the worse polarization (Horizontal) is tested and recorded in test report.

Plot on Configuration IEEE 802. 11ac MCS0/Nss1 VHT40 / CH 9 / 2390MHz~2400MHz (down 30dBc) - Horizontal



Date: 19 DEC 2015 14:30:36

Plot on Configuration IEEE 802. 11ac MCS0/Nss1 VHT40 / CH 9 / 2483.5-2500MHz (down 30dBc) - Horizontal



Date: 19 DEC 2015 14:31:10

Note: Only the worse polarization (Horizontal) is tested and recorded in test report.

## 4.7. Antenna Requirements

### 4.7.1. Limit

Except for special regulations, the Low-power Radio-frequency Devices must not be equipped with any jacket for installing an antenna with extension cable. An intentional radiator shall be designed to ensure that no antenna other than that furnished by the responsible party shall be used with the device. The use of a permanently attached antenna or of an antenna that uses a unique coupling to the intentional radiator shall be considered sufficient to comply with the provisions of this Section. The manufacturer may design the unit so that the user can replace a broken antenna, but the use of a standard antenna jack or electrical connector is prohibited. Further, this requirement does not apply to intentional radiators that must be professionally installed.

### 4.7.2. Antenna Connector Construction

Please refer to section 3.3 in this test report; antenna connector complied with the requirements.



## 5. LIST OF MEASURING EQUIPMENTS

Instrument	Manufacturer	Model No.	Serial No.	Characteristics	Calibration Date	Remark
EMI Test Receiver	R&S	ESCS 30	100355	9kHz ~ 2.75GHz	Apr. 22, 2015	Conduction (CO01-CB)
LISN	F.C.C.	FCC-LISN-50-16-2	04083	150kHz ~ 100MHz	Dec. 02, 2014	Conduction (CO01-CB)
LISN	Schwarzbeck	NSLK 8127	8127647	9kHz ~ 30MHz	Dec. 02, 2014	Conduction (CO01-CB)
COND Cable	Woken	Cable	01	150kHz ~ 30MHz	Dec. 03, 2014	Conduction (CO01-CB)
Software	Audix	E3	6.120210n	-	N.C.R.	Conduction (CO01-CB)
BILOG ANTENNA	Schaffner	CBL6112D	37880	20MHz ~ 2GHz	Sep. 03, 2015	Radiation (03CH01-CB)
Loop Antenna	Teseq	HLA 6120	24155	9kHz - 30 MHz	Mar. 12, 2015*	Radiation (03CH01-CB)
Horn Antenna	EMCO	3115	00075790	750MHz ~ 18GHz	Oct. 28, 2014	Radiation (03CH01-CB)
Horn Antenna	EMCO	3115	00075790	750MHz ~ 18GHz	Oct. 22, 2015	Radiation (03CH01-CB)
Horn Antenna	Schwarzbeck	BBHA 9170	BBHA9170252	15GHz ~ 40GHz	Jul. 21, 2015	Radiation (03CH01-CB)
Pre-Amplifier	Agilent	8447D	2944A10991	0.1MHz ~ 1.3GHz	Feb. 24, 2015	Radiation (03CH01-CB)
Pre-Amplifier	Agilent	8449B	3008A02310	1GHz ~ 26.5GHz	Jan. 12, 2015	Radiation (03CH01-CB)
Pre-Amplifier	WM	TF-130N-R1	923365	26GHz ~ 40GHz	Feb.10, 2015	Radiation (03CH01-CB)
Spectrum Analyzer	R&S	FSP40	100056	9kHz ~ 40GHz	Nov. 06, 2014	Radiation (03CH01-CB)
Spectrum Analyzer	R&S	FSP40	100056	9kHz ~ 40GHz	Oct. 27, 2015	Radiation (03CH01-CB)
EMI Receiver	Agilent	N9038A	MY52260123	9kHz ~ 8.4GHz	Jan. 21, 2015	Radiation (03CH01-CB)
RF Cable-low	Woken	Low Cable-1	N/A	30 MHz ~ 1 GHz	Nov. 02, 2015	Radiation (03CH01-CB)
RF Cable-high	Woken	High Cable-16	N/A	1 GHz ~ 18 GHz	Nov. 15, 2014	Radiation (03CH01-CB)
RF Cable-high	Woken	High Cable-16	N/A	1 GHz ~ 18 GHz	Nov. 02, 2015	Radiation (03CH01-CB)
RF Cable-high	Woken	High Cable-17	N/A	1 GHz ~ 18 GHz	Nov. 15, 2014	Radiation (03CH01-CB)
RF Cable-high	Woken	High Cable-17	N/A	1 GHz ~ 18 GHz	Nov. 02, 2015	Radiation (03CH01-CB)
RF Cable-high	Woken	High Cable-40G-1	N/A	1 GHz ~ 40 GHz	Nov. 15, 2014	Radiation (03CH01-CB)
RF Cable-high	Woken	High Cable-40G-1	N/A	18GHz ~ 40 GHz	Nov. 02, 2015	Radiation (03CH01-CB)
RF Cable-high	Woken	High Cable-40G-2	N/A	1 GHz ~ 40 GHz	Nov. 15, 2014	Radiation (03CH01-CB)
RF Cable-high	Woken	High Cable-40G-2	N/A	18GHz ~ 40 GHz	Nov. 02, 2015	Radiation (03CH01-CB)
Spectrum analyzer	R&S	FSP40	100979	9kHz~40GHz	Dec. 12, 2014	Conducted (TH01-CB)
Spectrum Analyzer	R&S	FSP40	100142	9kHz~40GHz	Oct. 13, 2015	Conducted (TH01-CB)
Spectrum analyzer	R&S	FSV40	100979	9kHz~40GHz	Dec. 12, 2014	Conducted (TH01-CB)
Spectrum analyzer	R&S	FSV40	100979	9kHz~40GHz	Dec. 09, 2015	Conducted (TH01-CB)
RF Cable-high	Woken	RG402	High Cable-7	1 GHz – 26.5 GHz	Nov. 15, 2014	Conducted (TH01-CB)
RF Cable-high	Woken	RG402	High Cable-7	1 GHz – 26.5 GHz	Nov. 02, 2015	Conducted (TH01-CB)

Instrument	Manufacturer	Model No.	Serial No.	Characteristics	Calibration Date	Remark
RF Cable-high	Woken	RG402	High Cable-8	1 GHz – 26.5 GHz	Nov. 15, 2014	Conducted (TH01-CB)
RF Cable-high	Woken	RG402	High Cable-8	1 GHz – 26.5 GHz	Nov. 02, 2015	Conducted (TH01-CB)
RF Cable-high	Woken	RG402	High Cable-9	1 GHz – 26.5 GHz	Nov. 15, 2014	Conducted (TH01-CB)
RF Cable-high	Woken	RG402	High Cable-9	1 GHz – 26.5 GHz	Nov. 02, 2015	Conducted (TH01-CB)
RF Cable-high	Woken	RG402	High Cable-10	1 GHz – 26.5 GHz	Nov. 15, 2014	Conducted (TH01-CB)
RF Cable-high	Woken	RG402	High Cable-10	1 GHz – 26.5 GHz	Nov. 02, 2015	Conducted (TH01-CB)
RF Cable-high	Woken	RG402	High Cable-6	1 GHz – 26.5 GHz	Nov. 15, 2014	Conducted (TH01-CB)
RF Cable-high	Woken	RG402	High Cable-6	1 GHz – 26.5 GHz	Nov. 02, 2015	Conducted (TH01-CB)
Power Sensor	Agilent	U2021XA	MY53410001	50MHz~18GHz	Nov. 03, 2014	Conducted (TH01-CB)
Power Sensor	Agilent	U2021XA	MY53410001	50MHz~18GHz	Nov. 02, 2015	Conducted (TH01-CB)

Note: Calibration Interval of instruments listed above is one year.

“\*” Calibration Interval of instruments listed above is two years.

N.C.R. means Non-Calibration required.

## 6. MEASUREMENT UNCERTAINTY

Test Items	Uncertainty	Remark
Conducted Emission (150kHz ~ 30MHz)	3.2 dB	Confidence levels of 95%
Radiated Emission (30MHz ~ 1,000MHz)	3.6 dB	Confidence levels of 95%
Radiated Emission (1GHz ~ 18GHz)	3.7 dB	Confidence levels of 95%
Radiated Emission (18GHz ~ 40GHz)	3.5 dB	Confidence levels of 95%
Conducted Emission	1.7 dB	Confidence levels of 95%