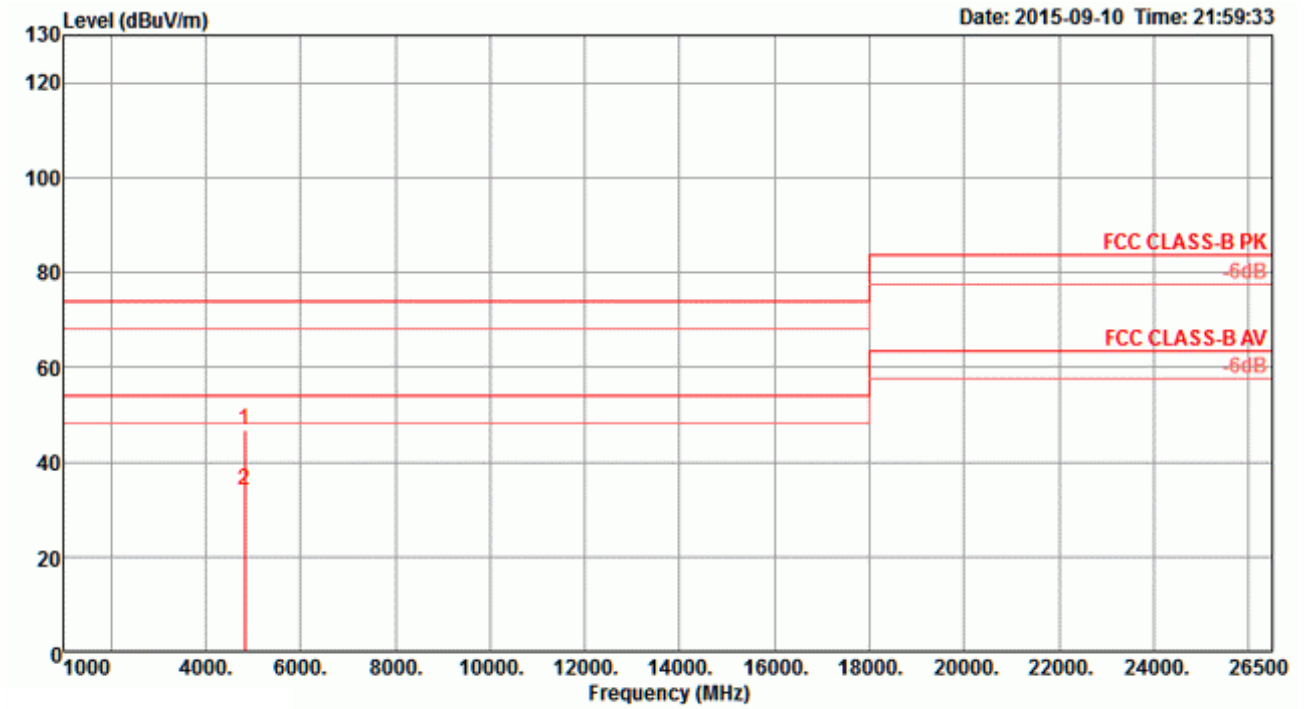


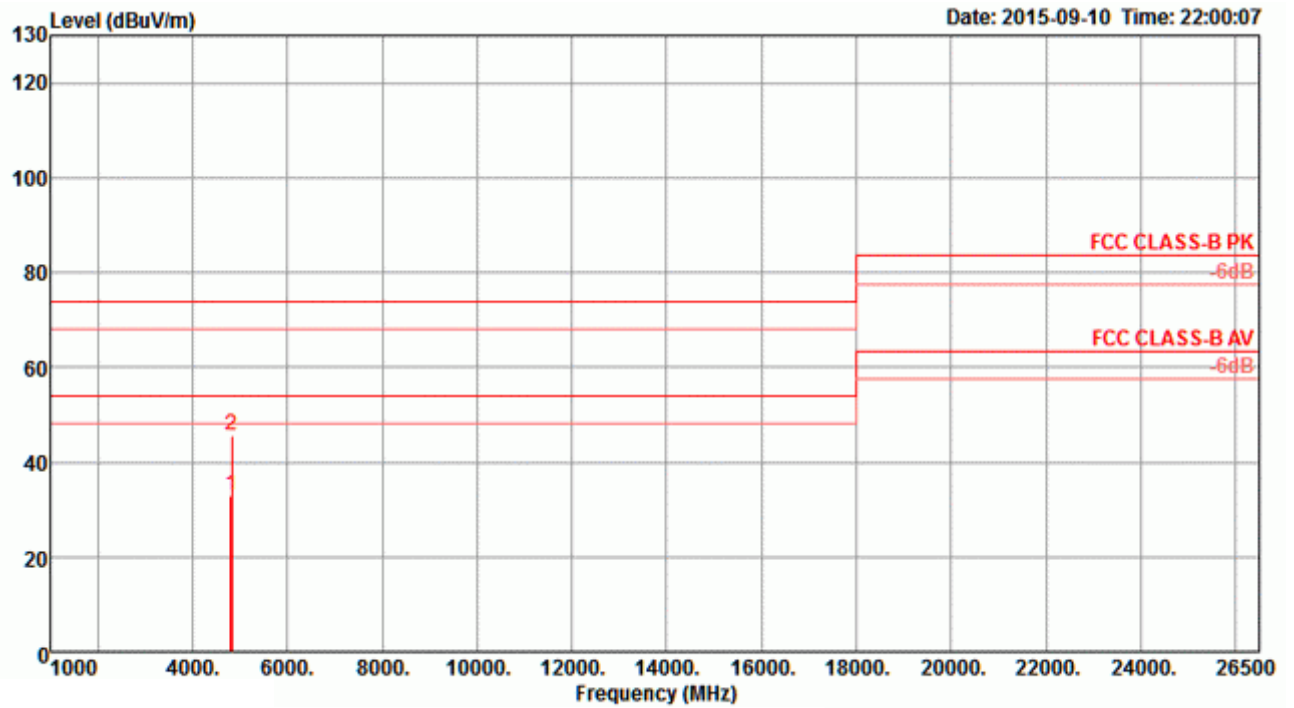
Temperature	26°C	Humidity	57%
Test Engineer	Roki Liu	Configurations	IEEE 802. 11ac MCS0/Nss2 VHT20 CH 1 / Chain 1 + Chain 2 + Chain 3 + Chain 4

**Horizontal**



	Freq	Level	Limit	Over	Read	Cable	Antenna	Preamp	T/Pos	A/Pos	Remark	Pol/Phase
	MHz	dBuV/m	dBuV/m	dB	dBuV	Loss	Factor	Factor	deg	cm		
1	4818.32	46.78	74.00	-27.22	44.51	4.10	32.69	34.52	169	186	Peak	HORIZONTAL
2	4827.32	33.93	54.00	-20.07	31.66	4.10	32.69	34.52	169	186	Average	HORIZONTAL

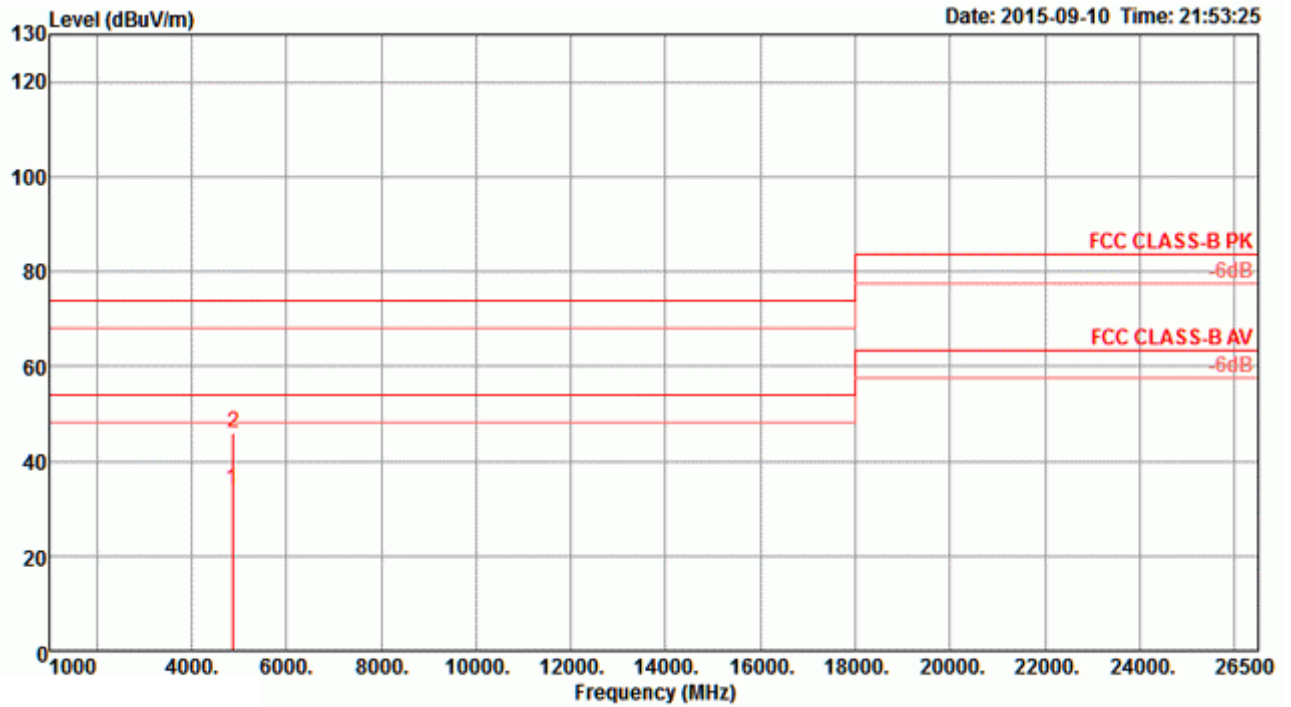
**Vertical**



	Freq	Level	Limit	Over	Read	CableAntenna	Preamp	T/Pos	A/Pos	Remark	Pol/Phase	
	MHz	dBuV/m	dBuV/m	dB	dBuV	Loss	Factor	Factor	deg	cm		
1	4814.88	32.82	54.00	-21.18	30.59	4.09	32.66	34.52	152	172	Average	VERTICAL
2	4829.68	45.59	74.00	-28.41	43.32	4.10	32.69	34.52	152	172	Peak	VERTICAL

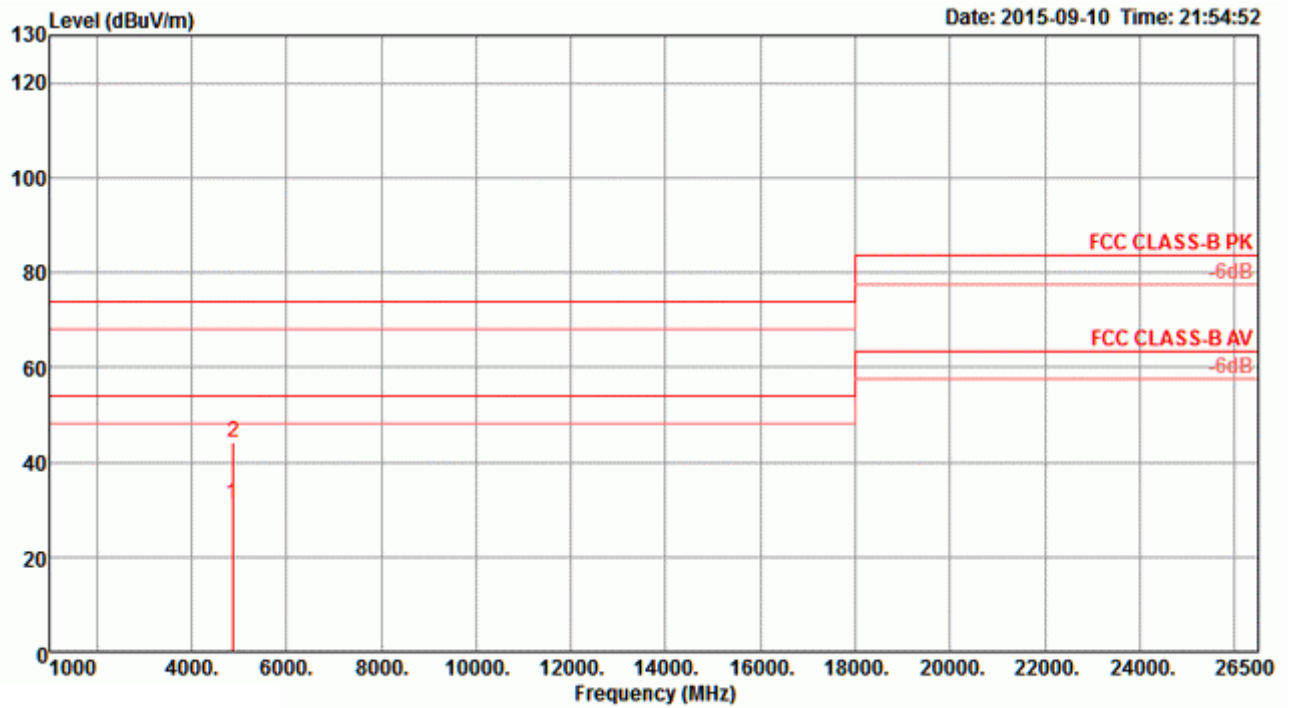
Temperature	26°C	Humidity	57%
Test Engineer	Roki Liu	Configurations	IEEE 802. 11ac MCS0/Nss2 VHT20 CH 6 / Chain 1 + Chain 2 + Chain 3 + Chain 4

**Horizontal**



	Freq	Level	Limit Line	Over Limit	Read Level	Cable Loss	Antenna Factor	Preamp Factor	T/Pos	A/Pos	Remark	Pol/Phase
	MHz	dBuV/m	dBuV/m	dB	dBuV	dB	dB/m	dB	deg	cm		
1	4869.60	34.16	54.00	-19.84	31.76	4.13	32.78	34.51	158	152	Average	HORIZONTAL
2	4877.32	46.06	74.00	-27.94	43.66	4.13	32.78	34.51	158	152	Peak	HORIZONTAL

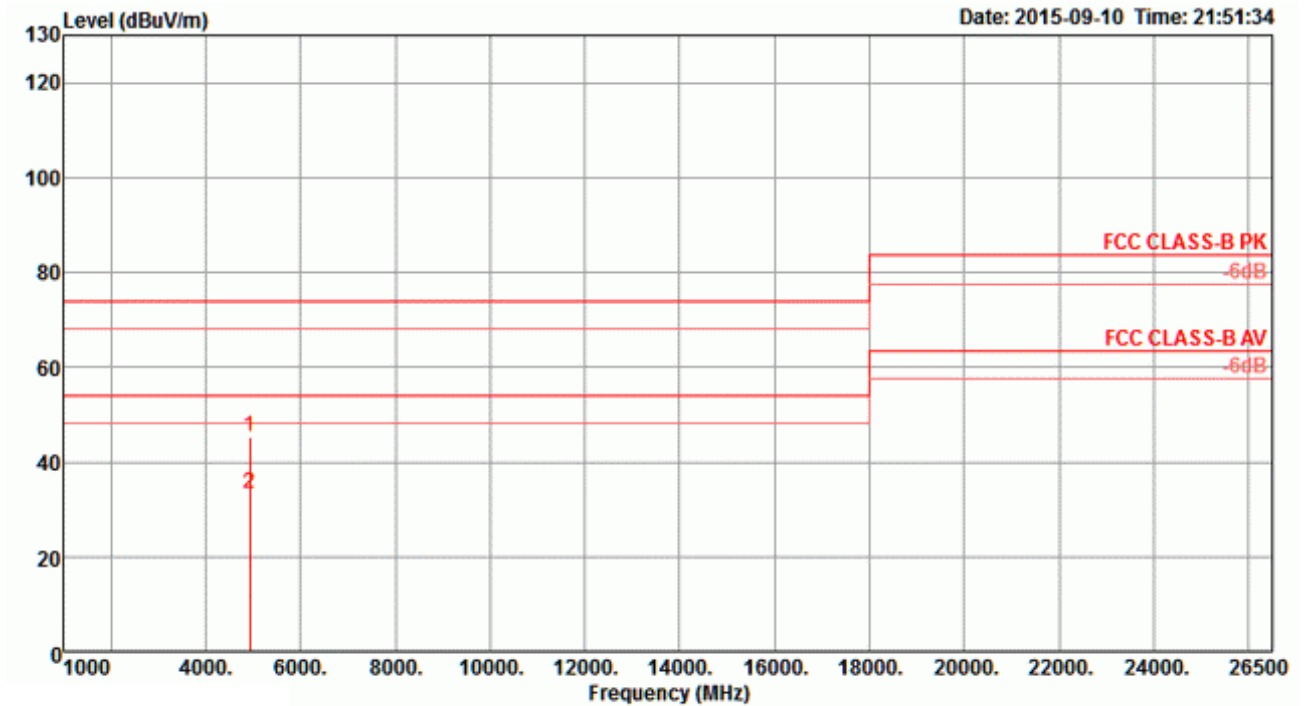
**Vertical**



	Freq	Level	Limit	Over	Read	Cable	Antenna	Preamp	T/Pos	A/Pos	Remark	Pol/Phase
	MHz	dBuV/m	dBuV/m	dB	dBuV	dB	dB/m	dB	deg	cm		
1	4865.52	31.23	54.00	-22.77	28.87	4.12	32.75	34.51	137	202	Average	VERTICAL
2	4879.72	44.28	74.00	-29.72	41.88	4.13	32.78	34.51	137	202	Peak	VERTICAL

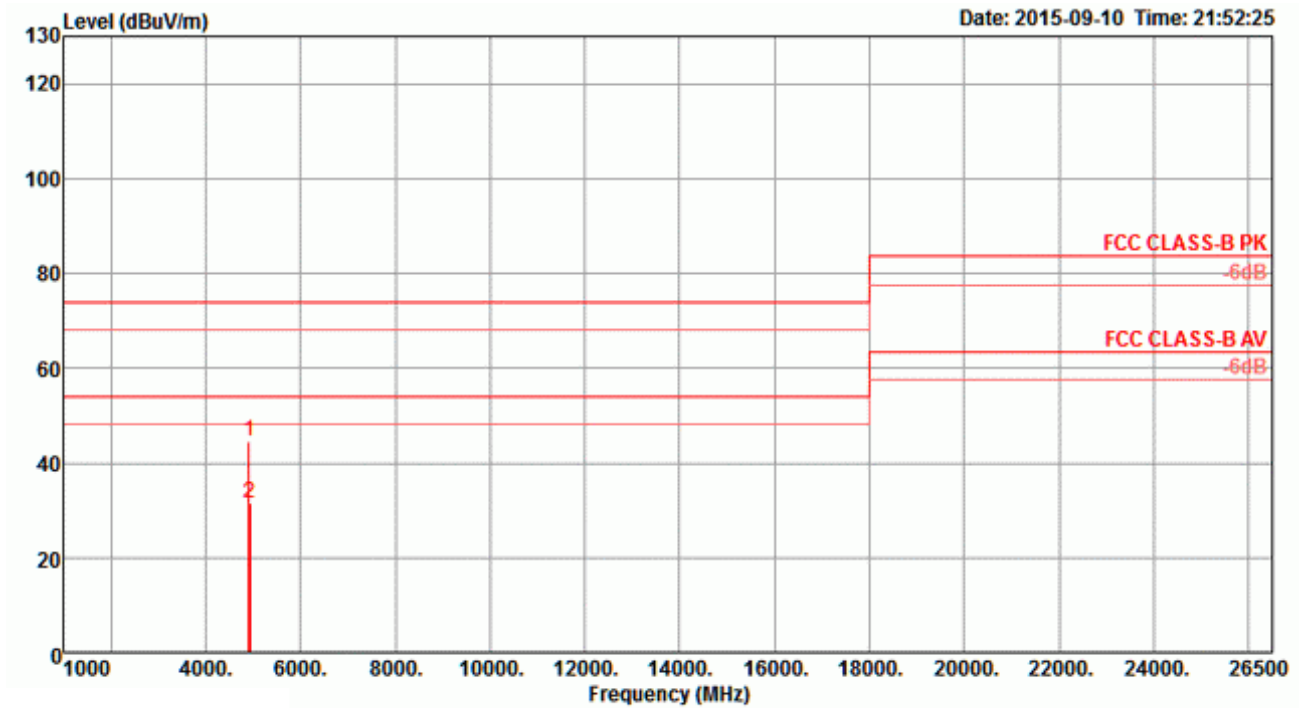
<b>Temperature</b>	26°C	<b>Humidity</b>	57%
<b>Test Engineer</b>	Roki Liu	<b>Configurations</b>	IEEE 802. 11ac MCS0/Nss2 VHT20 CH 11 / Chain 1 + Chain 2 + Chain 3 + Chain 4

**Horizontal**



	Freq	Level	Limit	Over	Read	CableAntenna	Preamp	T/Pos	A/Pos	Remark	Pol/Phase
	MHz	dBuV/m	dBuV/m	dB	dBuV	Loss	Factor	Factor	deg	cm	
1	4925.48	45.18	74.00	-28.82	42.64	4.15	32.88	34.49	169	234 Peak	HORIZONTAL
2	4931.00	33.38	54.00	-20.62	30.84	4.15	32.88	34.49	169	234 Average	HORIZONTAL

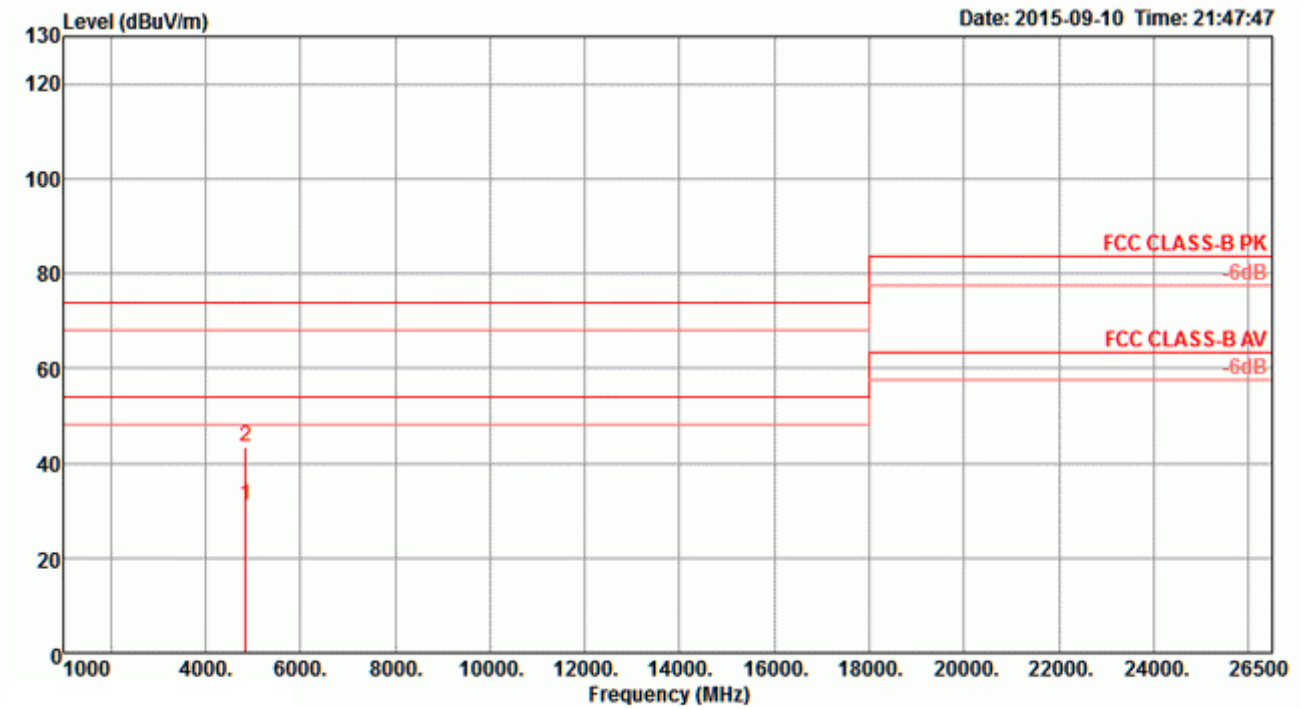
**Vertical**



	Freq	Level	Limit	Over	Read	CableAntenna	Preamp	T/Pos	A/Pos	Remark	Pol/Phase
	MHz	dBuV/m	dBuV/m	dB	dBuV	dB	dB/m	dB	cm		
1	4919.92	44.51	74.00	-29.49	41.97	4.15	32.88	34.49	206	171 Peak	VERTICAL
2	4933.28	31.34	54.00	-22.66	28.80	4.15	32.88	34.49	206	171 Average	VERTICAL

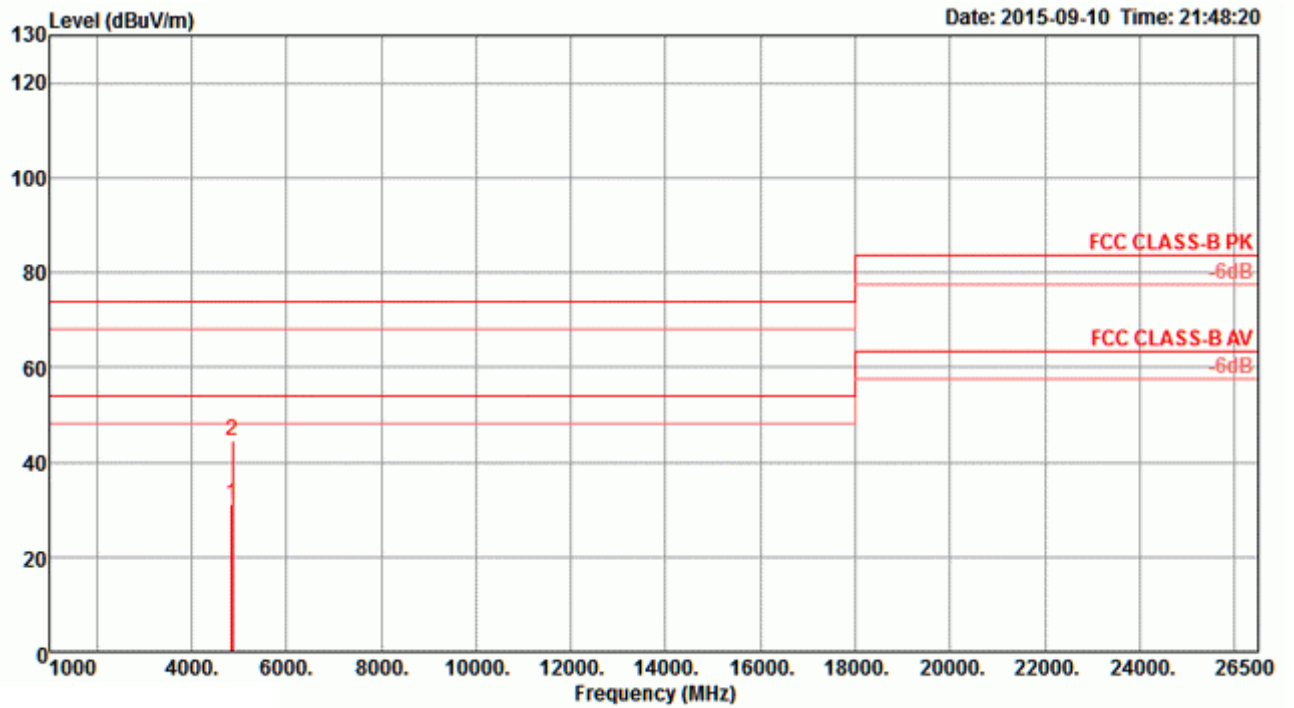
Temperature	26°C	Humidity	57%
Test Engineer	Roki Liu	Configurations	IEEE 802.11ac MCS0/Nss2 VHT40 CH 3 / Chain 1 + Chain 2 + Chain 3 + Chain 4

**Horizontal**



	Freq	Level	Limit	Over	Read	CableAntenna	Preamp	T/Pos	A/Pos	Remark	Pol/Phase	
	MHz	dBuV/m	dBuV/m	dB	dBuV	dB	dB/m	dB	deg	cm		
1	4840.80	31.26	54.00	-22.74	28.94	4.11	32.72	34.51	169	192	Average	HORIZONTAL
2	4840.96	43.57	74.00	-30.43	41.25	4.11	32.72	34.51	169	192	Peak	HORIZONTAL

**Vertical**

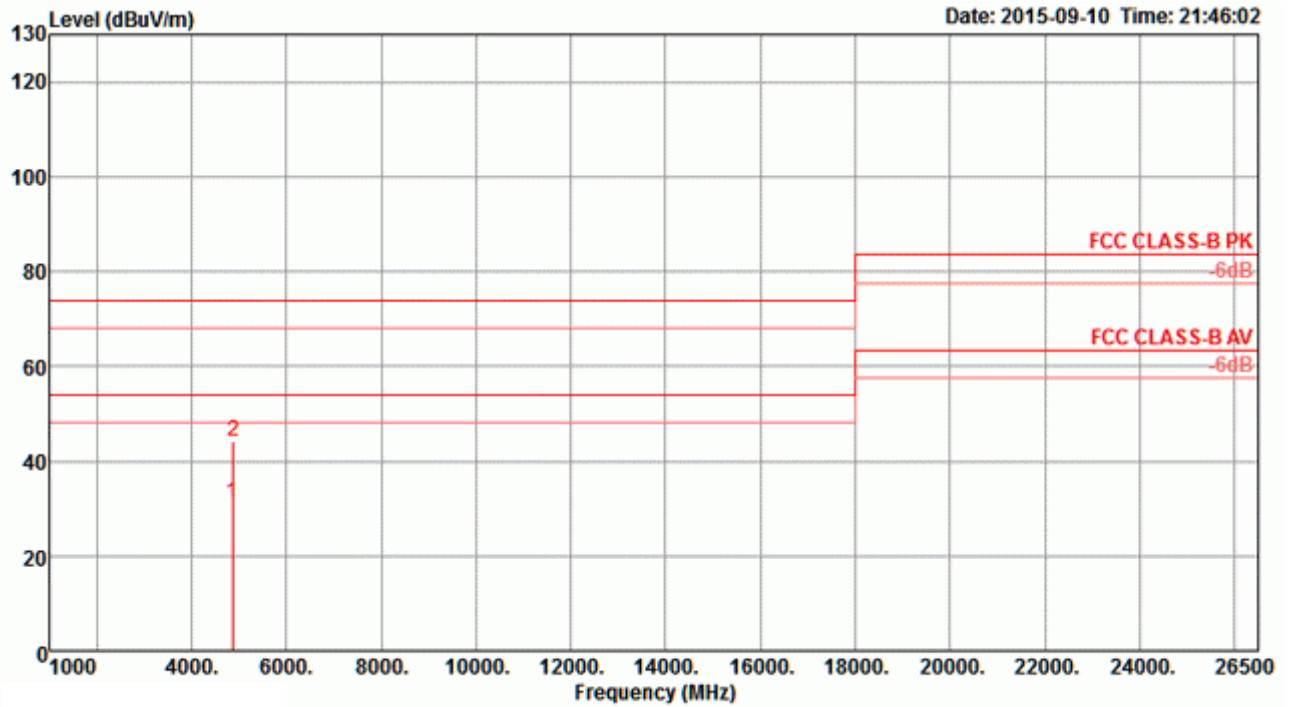


	Freq	Level	Limit	Over	Read	Cable	Antenna	Preamp	T/Pos	A/Pos	Remark	Pol/Phase
	MHz	dBuV/m	dBuV/m	dB	dBuV	dB	dB/m	dB	deg	cm		
1	4842.56	31.09	54.00	-22.91	28.77	4.11	32.72	34.51	143	201	Average	VERTICAL
2	4853.44	44.52	74.00	-29.48	42.16	4.12	32.75	34.51	143	201	Peak	VERTICAL



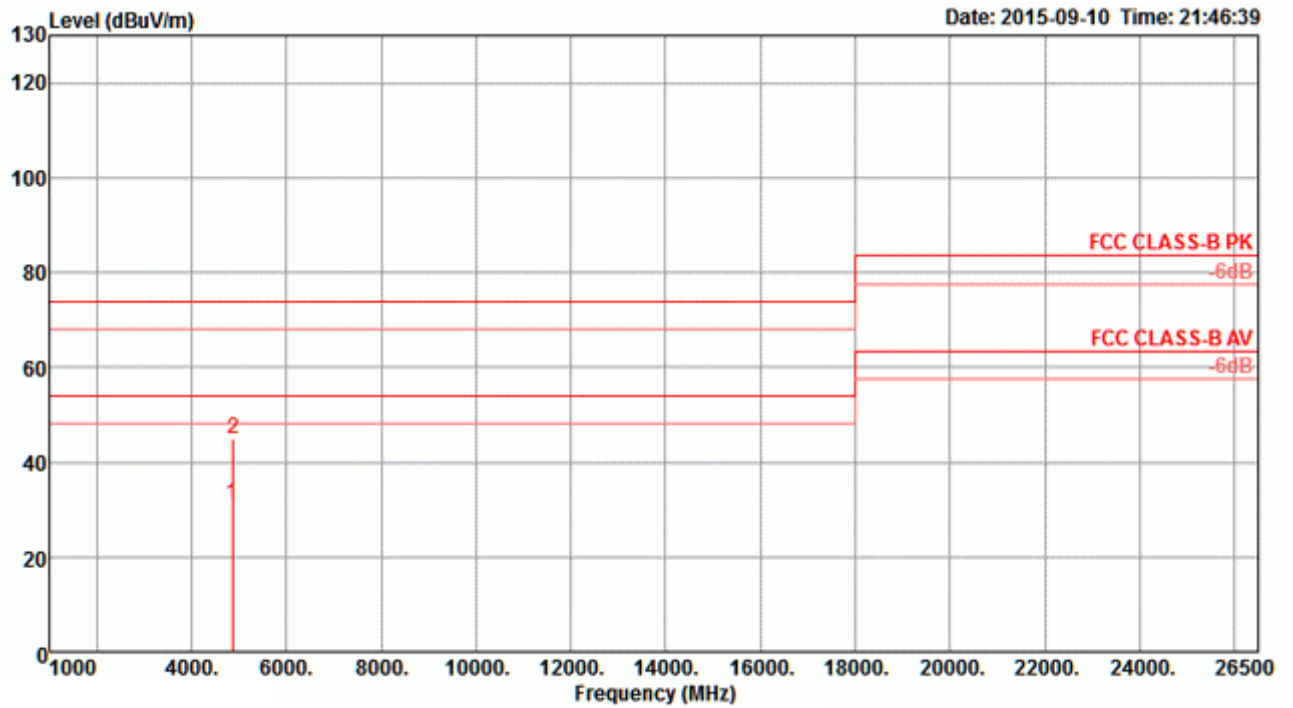
<b>Temperature</b>	26°C	<b>Humidity</b>	57%
<b>Test Engineer</b>	Roki Liu	<b>Configurations</b>	IEEE 802. 11ac MCS0/Nss2 VHT40 CH 6 / Chain 1 + Chain 2 + Chain 3 + Chain 4

**Horizontal**



	Freq	Level	Limit	Over	Read	Cable	Antenna	Preamp	T/Pos	A/Pos	Remark	Pol/Phase
	MHz	dBuV/m	dBuV/m	dB	dBuV	dB	dB/m	dB	deg	cm		
1	4867.04	31.24	54.00	-22.76	28.88	4.12	32.75	34.51	153	132	Average	HORIZONTAL
2	4877.52	44.05	74.00	-29.95	41.65	4.13	32.78	34.51	153	132	Peak	HORIZONTAL

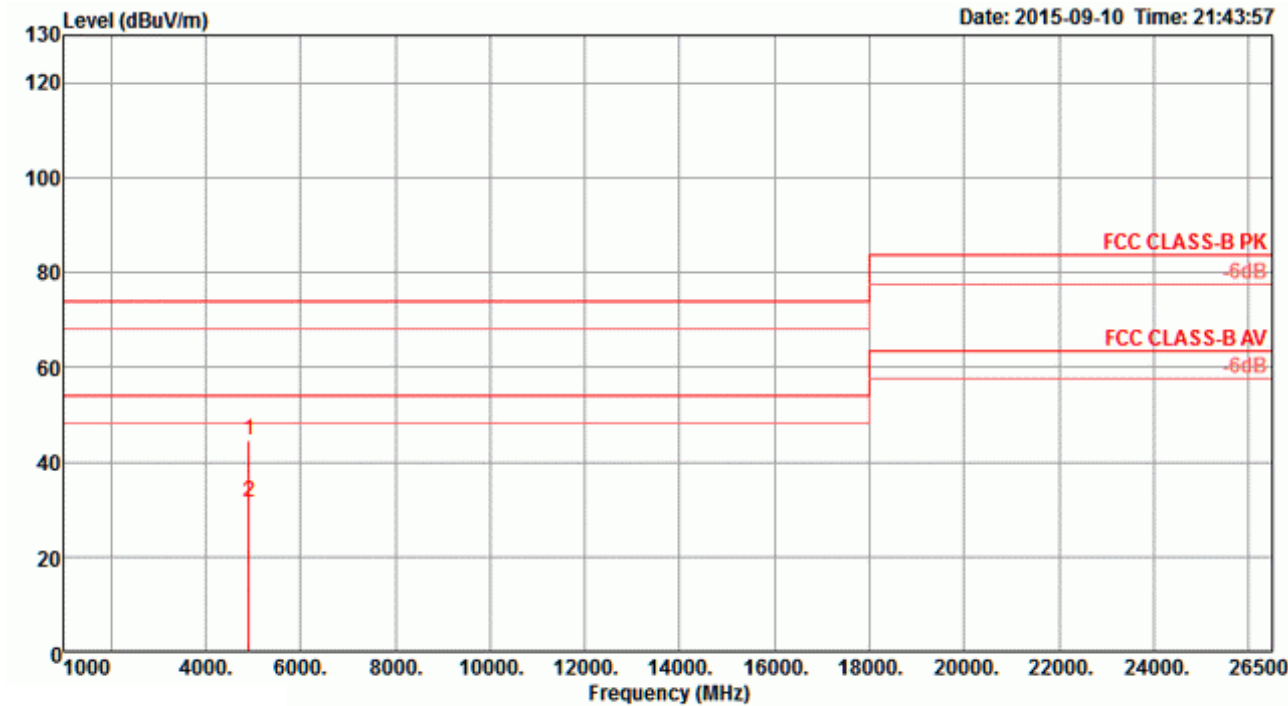
**Vertical**



	Freq	Level	Limit	Over	Read	CableAntenna	Preamp	T/Pos	A/Pos	Remark	Pol/Phase
	MHz	dBuV/m	dBuV/m	dB	dBuV	dB	dB/m	deg	cm		
1	4868.32	31.23	54.00	-22.77	28.83	4.13	32.78	34.51	123	154 Average	VERTICAL
2	4873.04	44.84	74.00	-29.16	42.44	4.13	32.78	34.51	123	154 Peak	VERTICAL

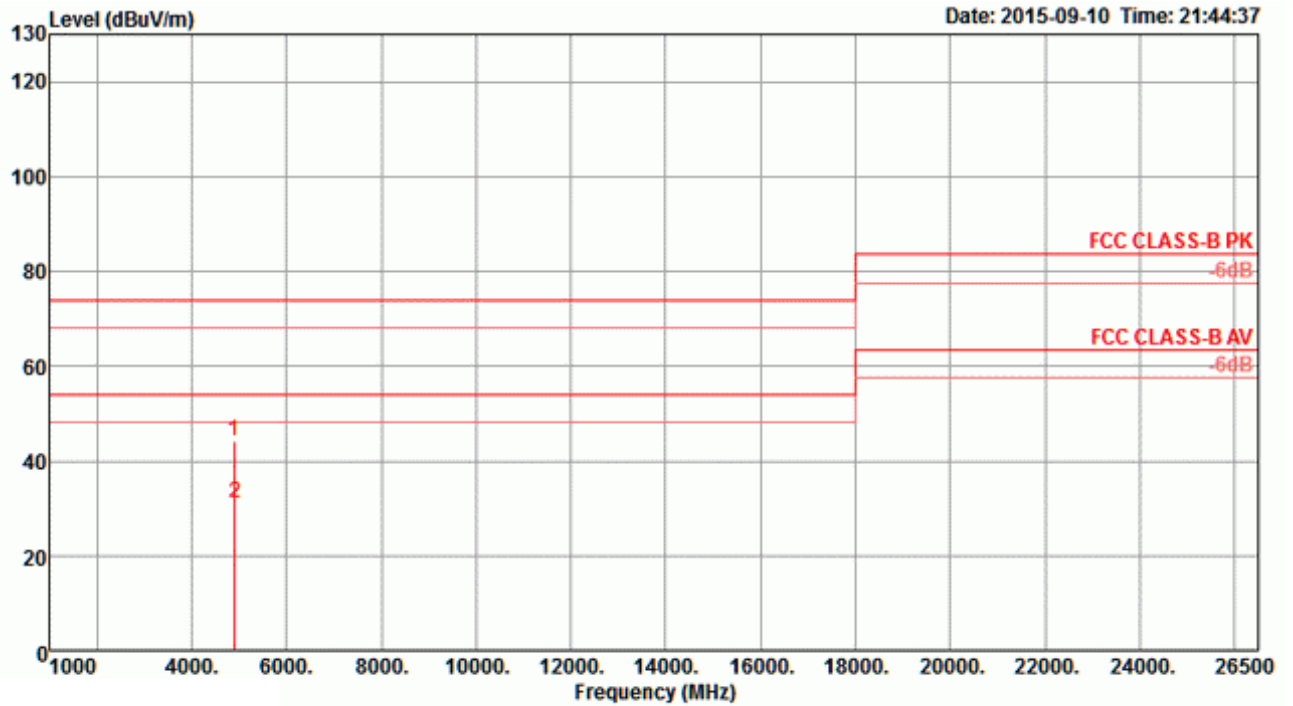
Temperature	26°C	Humidity	57%
Test Engineer	Roki Liu	Configurations	IEEE 802. 11ac MCS0/Nss2 VHT40 CH 9 / Chain 1 + Chain 2 + Chain 3 + Chain 4

**Horizontal**



	Freq	Level	Limit	Over	Read	Cable	Antenna	Preamp	T/Pos	A/Pos	Remark	Pol/Phase
	MHz	dBuV/m	dBuV/m	dB	dBuV	dB	dB/m	dB	deg	cm		
1	4910.80	44.40	74.00	-29.60	41.92	4.14	32.84	34.50	47	130	Peak	HORIZONTAL
2	4910.80	31.48	54.00	-22.52	29.00	4.14	32.84	34.50	47	130	Average	HORIZONTAL

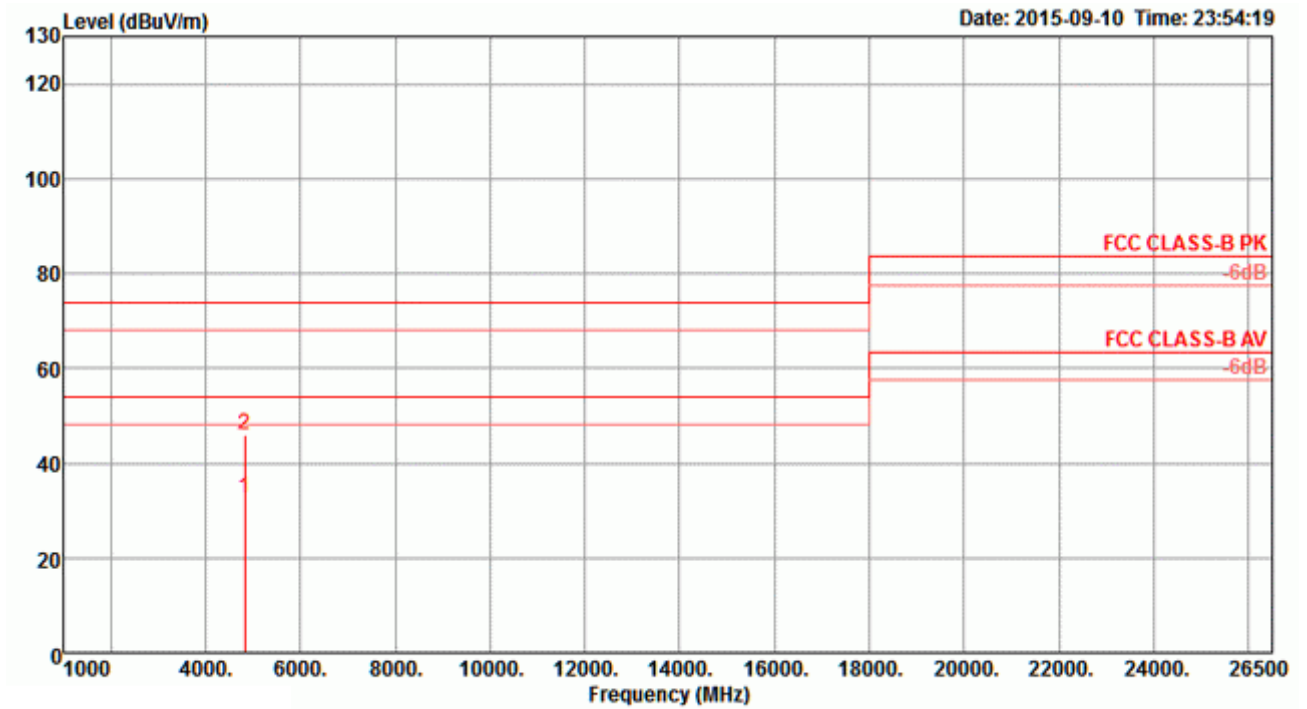
**Vertical**



	Freq	Level	Limit	Over	Read	CableAntenna	Preamp	T/Pos	A/Pos	Remark	Pol/Phase
	MHz	dBuV/m	dBuV/m	dB	dBuV	dB	dB/m	dB	cm		
1	4899.80	44.23	74.00	-29.77	41.79	4.13	32.81	34.50	111	150 Peak	VERTICAL
2	4910.80	31.25	54.00	-22.75	28.77	4.14	32.84	34.50	111	150 Average	VERTICAL

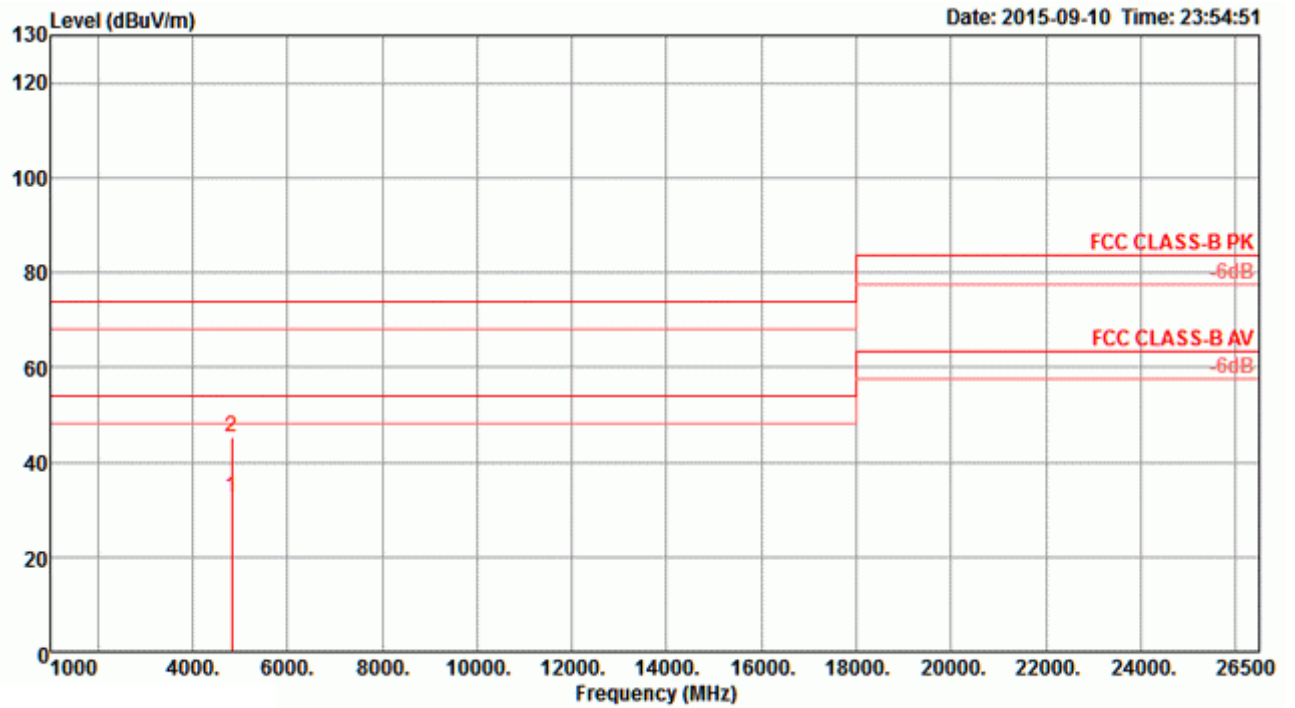
<b>Temperature</b>	26°C	<b>Humidity</b>	57%
<b>Test Engineer</b>	Roki Liu	<b>Configurations</b>	IEEE 802. 11ac MCS0/Nss3 VHT20 CH 1 / Chain 1 + Chain 2 + Chain 3 + Chain 4

**Horizontal**



	Freq	Level	Limit	Over	Read	CableAntenna	Preamp	T/Pos	A/Pos	Remark	Pol/Phase	
	MHz	dBuV/m	dBuV/m	dB	dBuV	Loss	Factor	Factor	deg	cm		
1	4817.84	32.76	54.00	-21.24	30.49	4.10	32.69	34.52	168	152	Average	HORIZONTAL
2	4823.28	46.01	74.00	-27.99	43.74	4.10	32.69	34.52	168	152	Peak	HORIZONTAL

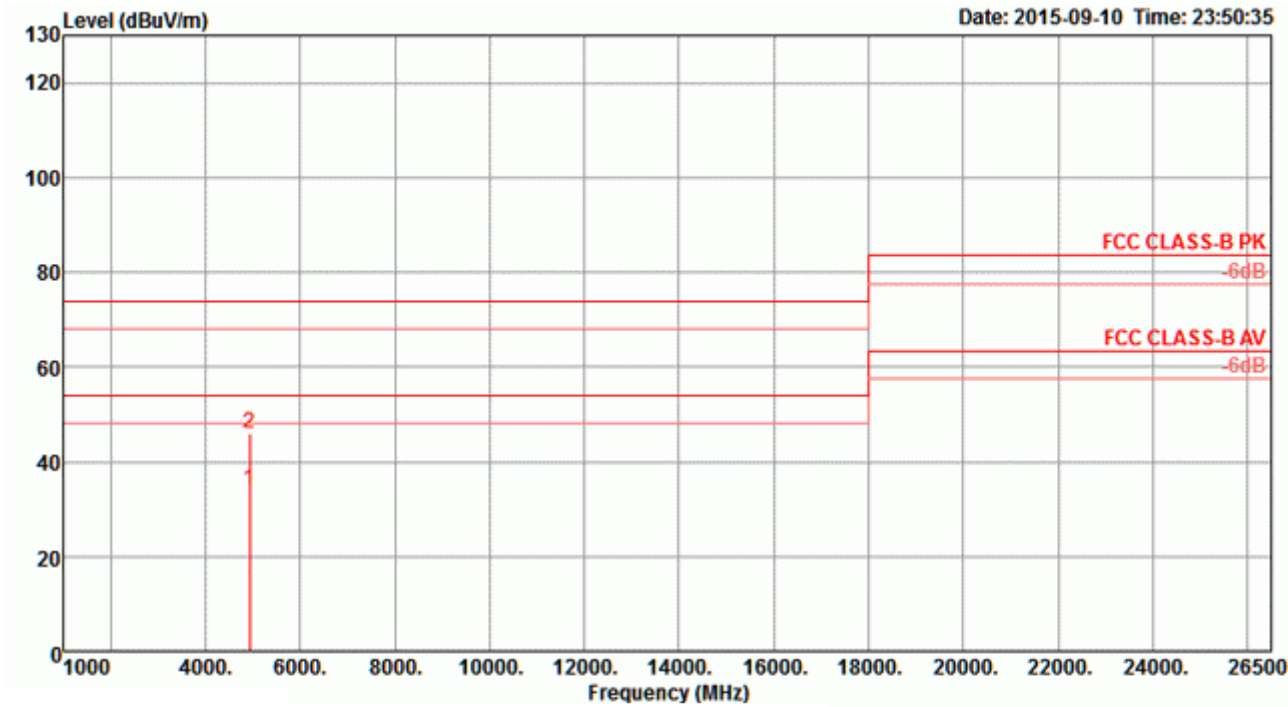
**Vertical**



	Freq	Level	Limit	Over	Read	Cable	Antenna	Preamp	T/Pos	A/Pos	Remark	Pol/Phase
	MHz	dBuV/m	dBuV/m	dB	dBuV	Loss	Factor	Factor	deg	cm		
1	4818.68	32.66	54.00	-21.34	30.39	4.10	32.69	34.52	153	156	Average	VERTICAL
2	4830.96	45.41	74.00	-28.59	43.14	4.10	32.69	34.52	153	156	Peak	VERTICAL

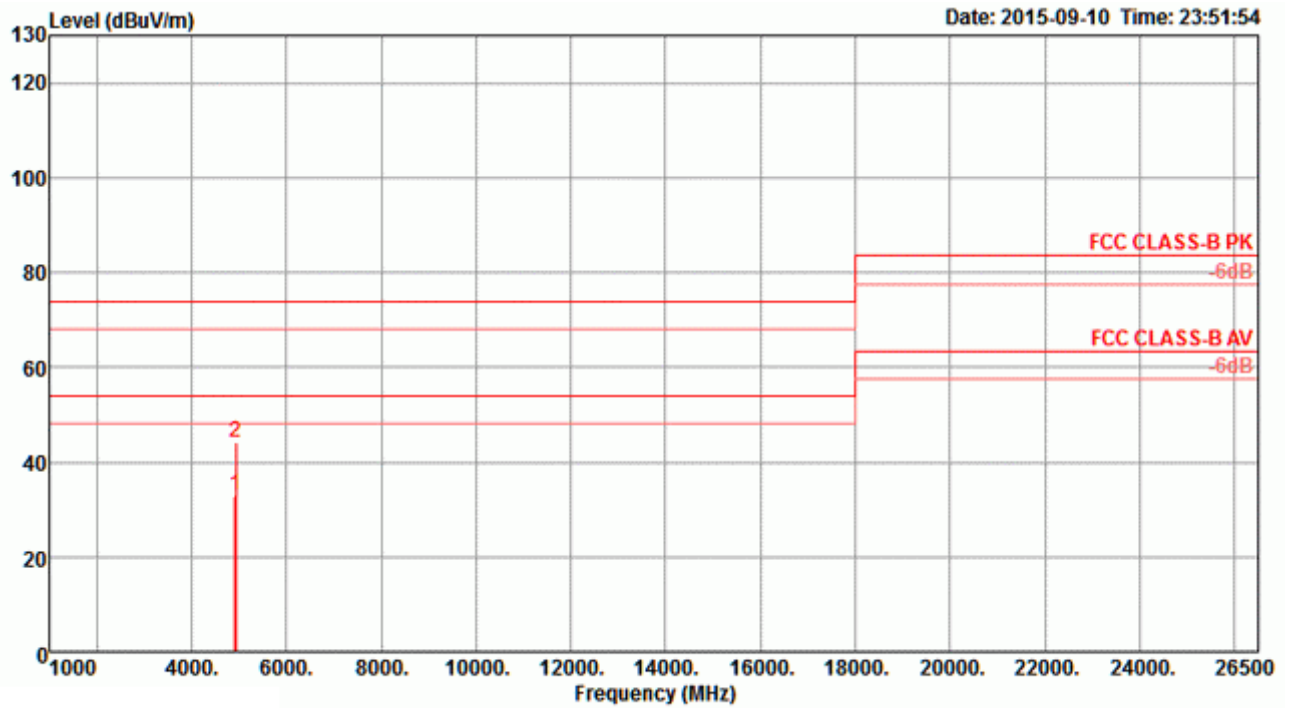
Temperature	26°C	Humidity	57%
Test Engineer	Roki Liu	Configurations	IEEE 802.11ac MCS0/Nss3 VHT20 CH 6 / Chain 1 + Chain 2 + Chain 3 + Chain 4

**Horizontal**



	Freq	Level	Limit	Over	Read	CableAntenna	Preamp	T/Pos	A/Pos	Remark	Pol/Phase
	MHz	dBuV/m	dBuV/m	dB	dBuV	dB	dB/m	dB	deg	cm	
1	4925.96	34.01	54.00	-19.99	31.47	4.15	32.88	34.49	162	119 Average	HORIZONTAL
2	4927.20	45.98	74.00	-28.02	43.44	4.15	32.88	34.49	162	119 Peak	HORIZONTAL

**Vertical**

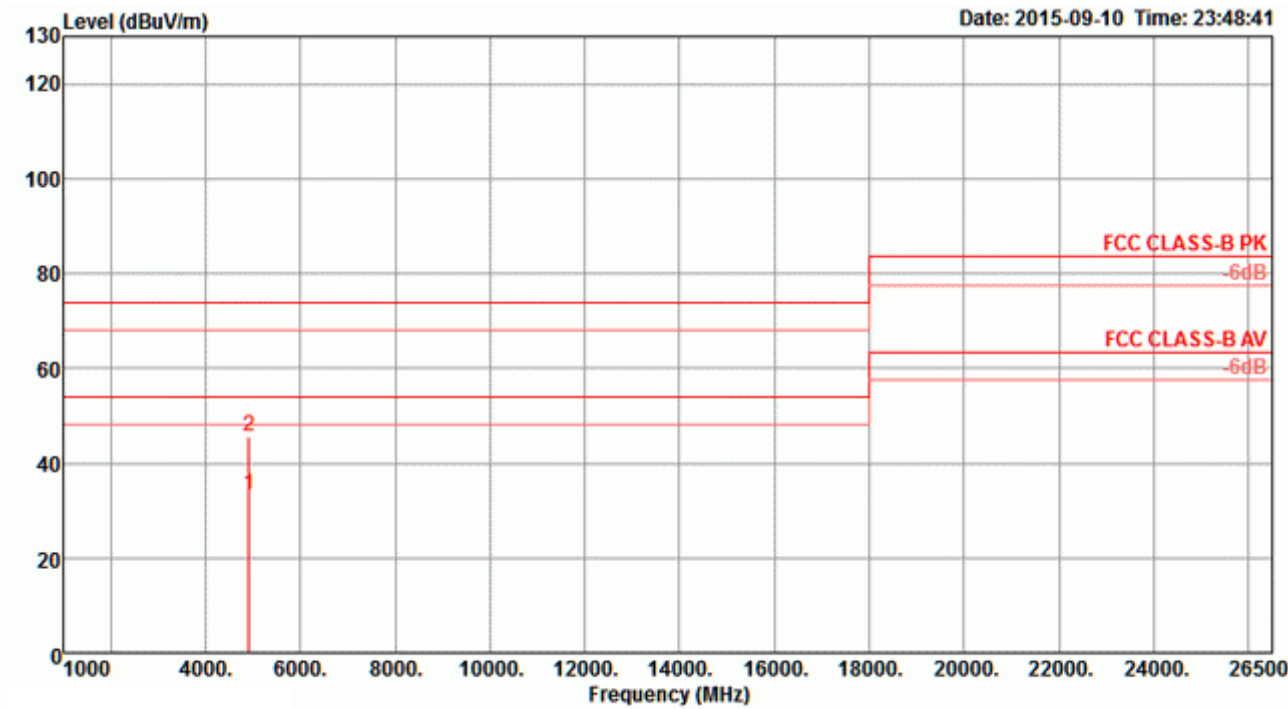


	Freq	Level	Limit	Over	Read	Cable	Antenna	Preamp	T/Pos	A/Pos	Remark	Pol/Phase
	MHz	dBuV/m	dBuV/m	dB	dBuV	dB	dB/m	dB	deg	cm		
1	4920.24	33.11	54.00	-20.89	30.57	4.15	32.88	34.49	214	125	Average	VERTICAL
2	4927.92	44.22	74.00	-29.78	41.68	4.15	32.88	34.49	214	125	Peak	VERTICAL



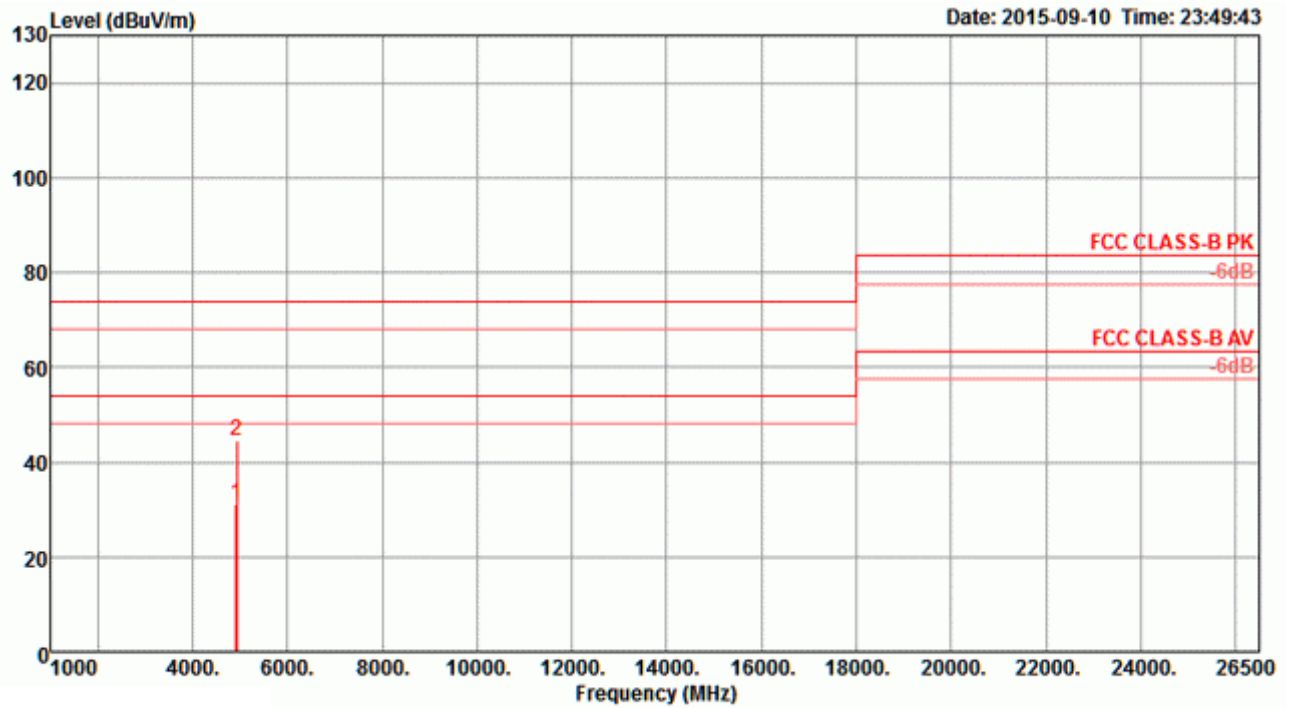
<b>Temperature</b>	26°C	<b>Humidity</b>	57%
<b>Test Engineer</b>	Roki Liu	<b>Configurations</b>	IEEE 802.11ac MCS0/Nss3 VHT20 CH 11 / Chain 1 + Chain 2 + Chain 3 + Chain 4

**Horizontal**



	Freq	Level	Limit	Over	Read	Cable	Antenna	Preamp	T/Pos	A/Pos	Remark	Pol/Phase
	MHz	dBuV/m	dBuV/m	dB	dBuV	Loss	Factor	Factor	deg	cm		
1	4920.12	33.20	54.00	-20.80	30.66	4.15	32.88	34.49	215	257	Average	HORIZONTAL
2	4922.48	45.64	74.00	-28.36	43.10	4.15	32.88	34.49	215	257	Peak	HORIZONTAL

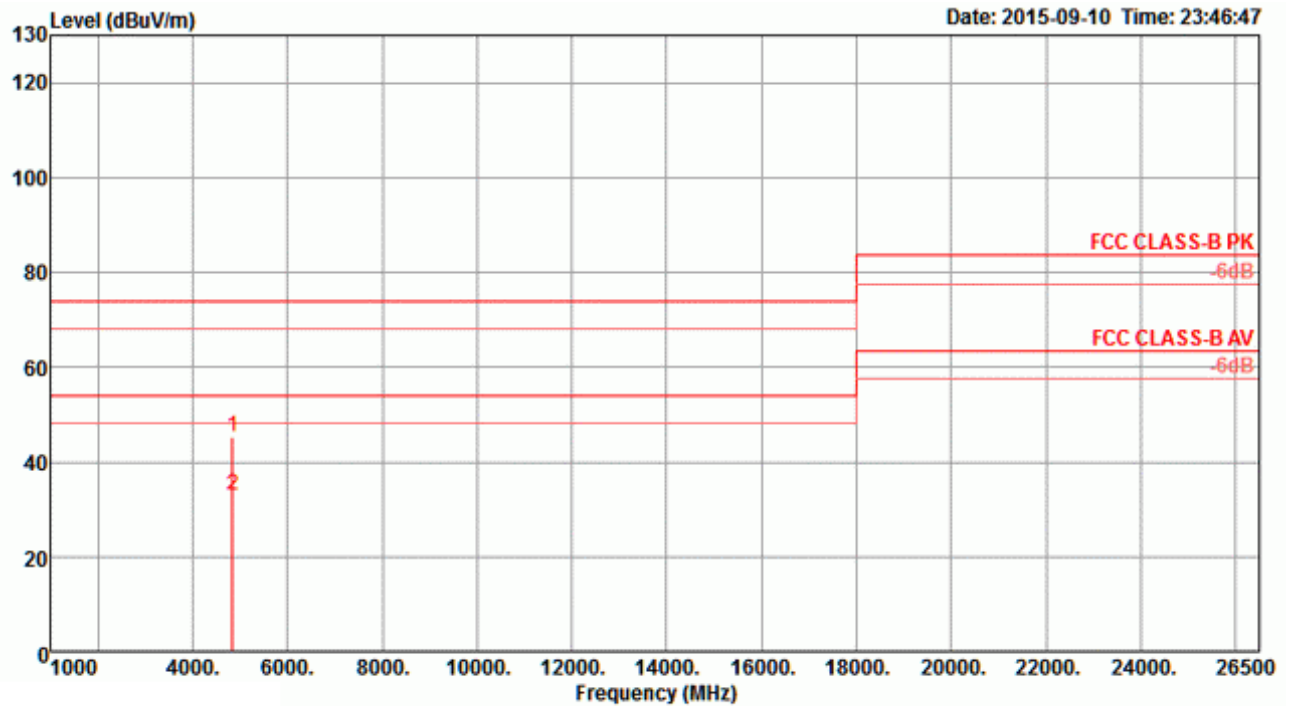
**Vertical**



	Freq	Level	Limit	Over	Read	CableAntenna	Preamp	T/Pos	A/Pos	Remark	Pol/Phase
	MHz	dBuV/m	dBuV/m	dB	dBuV	Loss	Factor	Factor	deg	cm	
1	4922.68	31.16	54.00	-22.84	28.62	4.15	32.88	34.49	191	160 Average	VERTICAL
2	4924.80	44.52	74.00	-29.48	41.98	4.15	32.88	34.49	191	160 Peak	VERTICAL

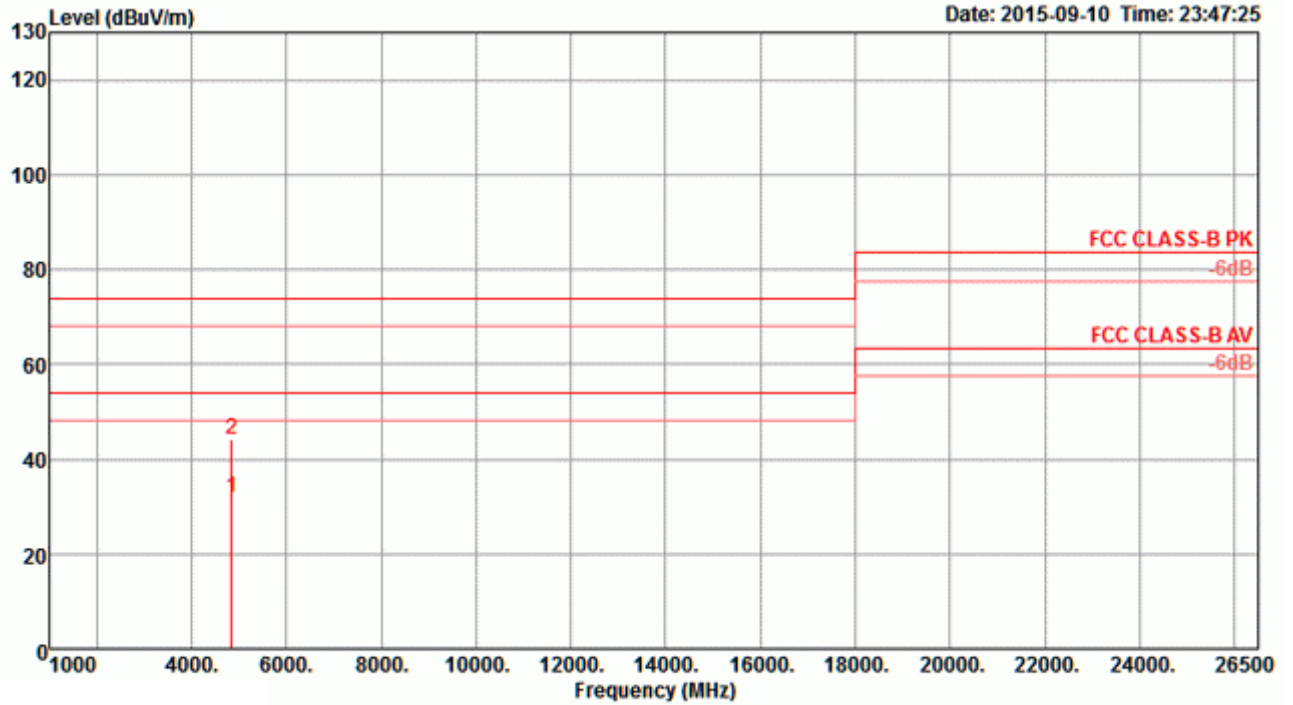
<b>Temperature</b>	26°C	<b>Humidity</b>	57%
<b>Test Engineer</b>	Roki Liu	<b>Configurations</b>	IEEE 802. 11ac MCS0/Nss3 VHT40 CH 3 / Chain 1 + Chain 2 + Chain 3 + Chain 4

**Horizontal**



	Freq	Level	Limit	Over	Read	Cable	Antenna	Preamp	T/Pos	A/Pos	Remark	Pol/Phase
	MHz	dBuV/m	dBuV/m	dB	dBuV	dB	dB/m	dB	deg	cm		
1	4835.00	45.41	74.00	-28.59	43.10	4.11	32.72	34.52	211	178	Peak	HORIZONTAL
2	4841.08	32.81	54.00	-21.19	30.49	4.11	32.72	34.51	211	178	Average	HORIZONTAL

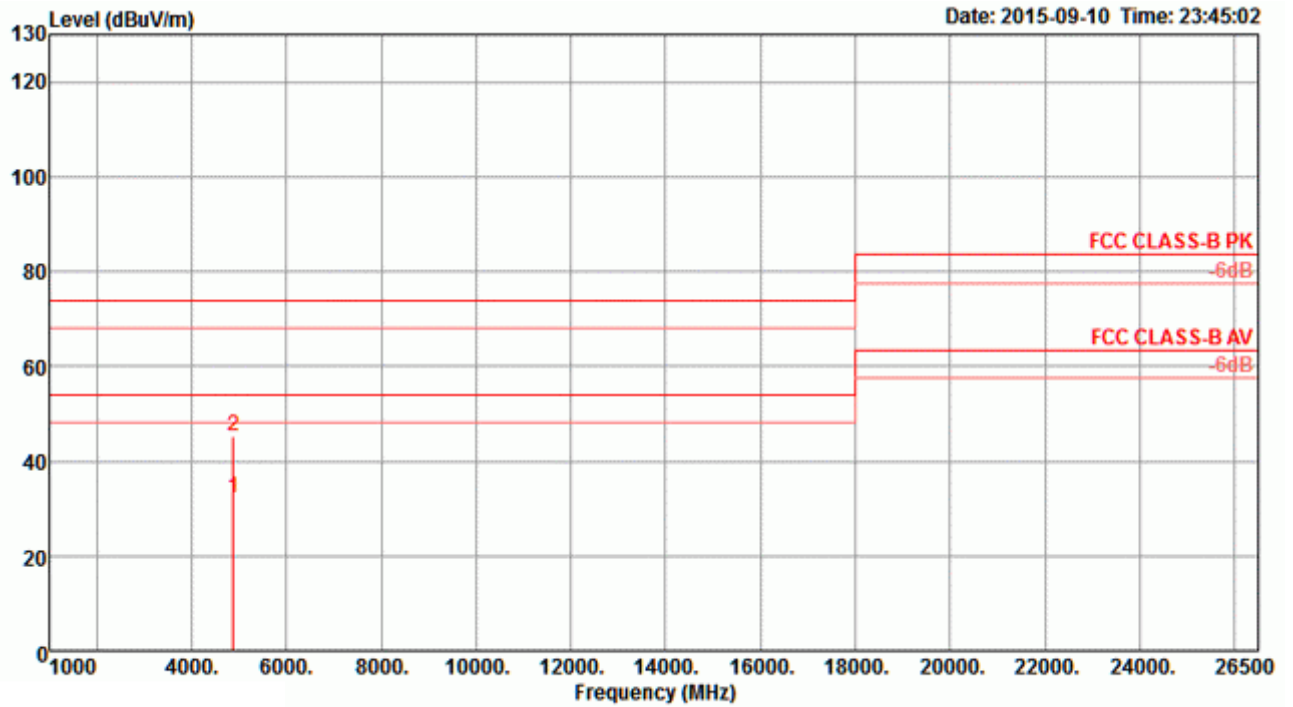
Vertical



	Freq	Level	Limit	Over	Read	CableAntenna	Preamp	T/Pos	A/Pos	Remark	Pol/Phase	
	MHz	dBuV/m	dBuV/m	dB	dBuV	Loss	Factor	Factor	deg	cm		
1	4835.96	31.80	54.00	-22.20	29.49	4.11	32.72	34.52	177	153	Average	VERTICAL
2	4852.12	44.14	74.00	-29.86	41.78	4.12	32.75	34.51	177	153	Peak	VERTICAL

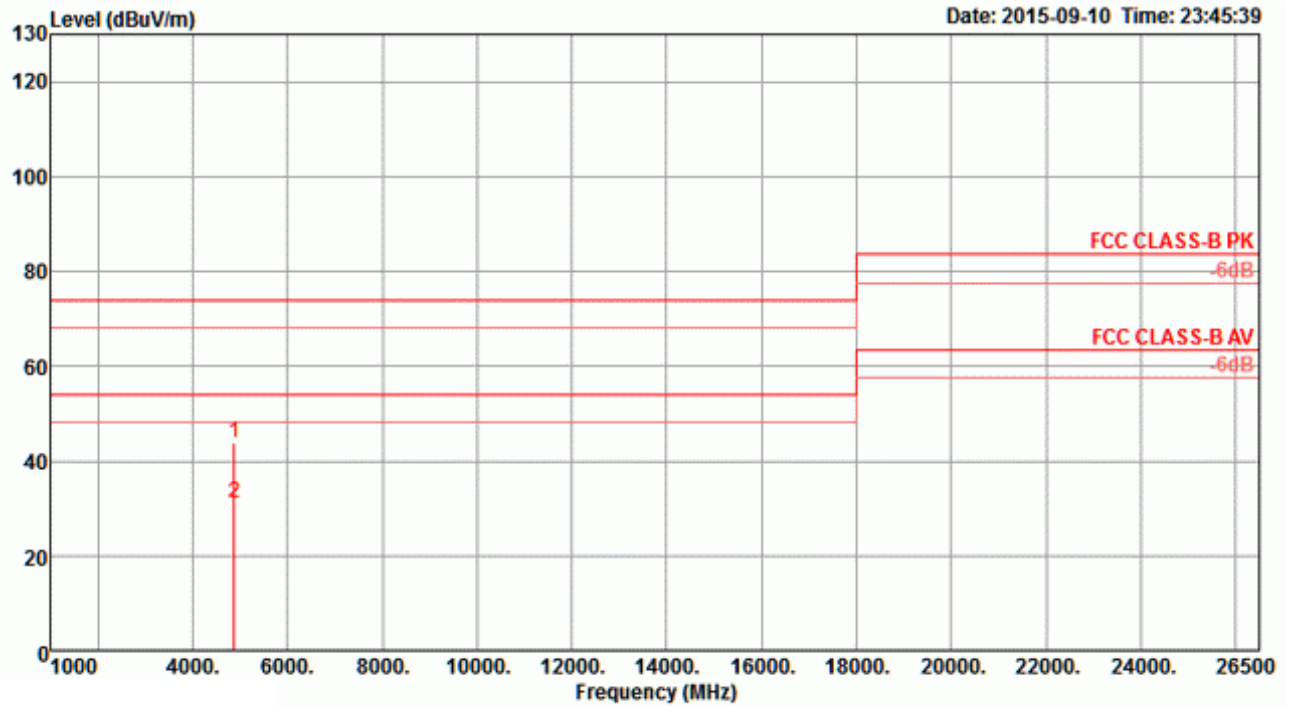
<b>Temperature</b>	26°C	<b>Humidity</b>	57%
<b>Test Engineer</b>	Roki Liu	<b>Configurations</b>	IEEE 802. 11ac MCS0/Nss3 VHT40 CH 6 / Chain 1 + Chain 2 + Chain 3 + Chain 4

**Horizontal**



	Freq	Level	Limit	Over	Read	Cable	Antenna	Preamp	T/Pos	A/Pos	Remark	Pol/Phase
	MHz	dBuV/m	dBuV/m	dB	dBuV	dB	dB/m	dB	deg	cm		
1	4870.40	32.09	54.00	-21.91	29.69	4.13	32.78	34.51	95	170	Average	HORIZONTAL
2	4873.44	45.31	74.00	-28.69	42.91	4.13	32.78	34.51	95	170	Peak	HORIZONTAL

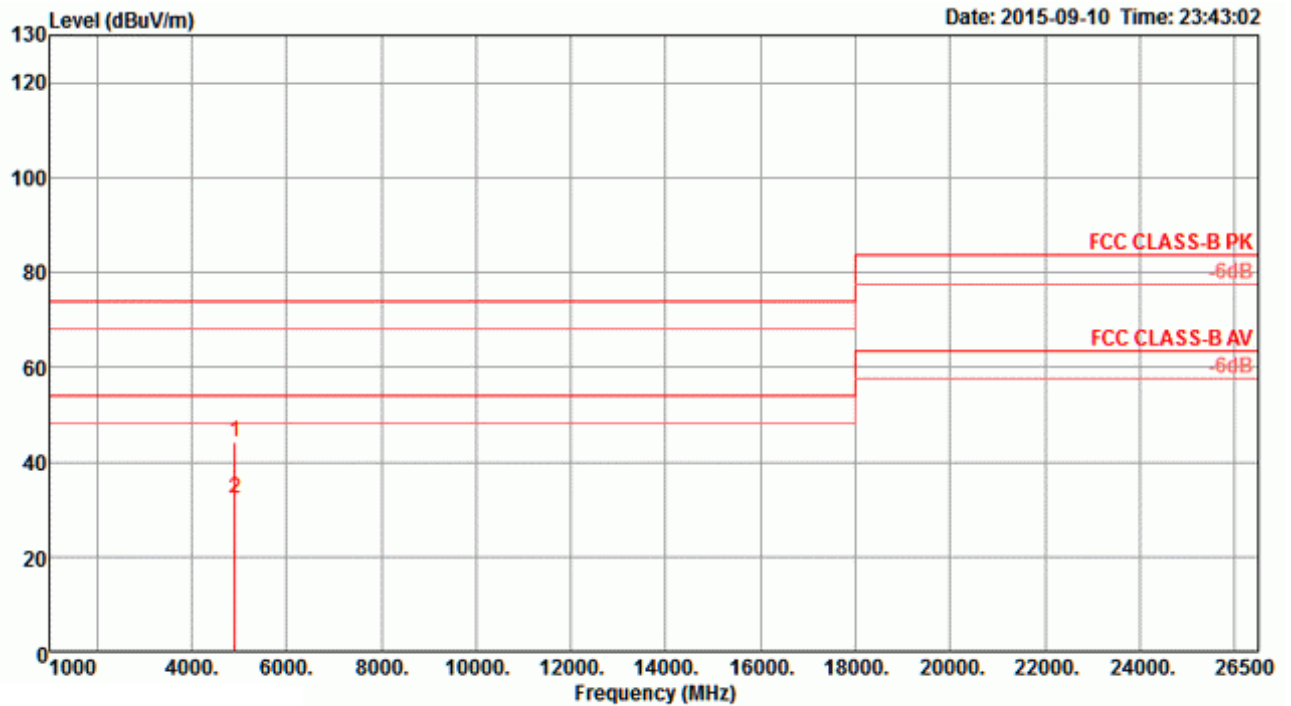
**Vertical**



	Freq	Level	Limit	Over	Read	CableAntenna	Preamp	T/Pos	A/Pos	Remark	Pol/Phase
	MHz	dBuV/m	dBuV/m	dB	dBuV	dB	dB/m	dB	cm		
1	4871.56	43.87	74.00	-30.13	41.47	4.13	32.78	34.51	140	206 Peak	VERTICAL
2	4882.12	31.02	54.00	-22.98	28.62	4.13	32.78	34.51	140	206 Average	VERTICAL

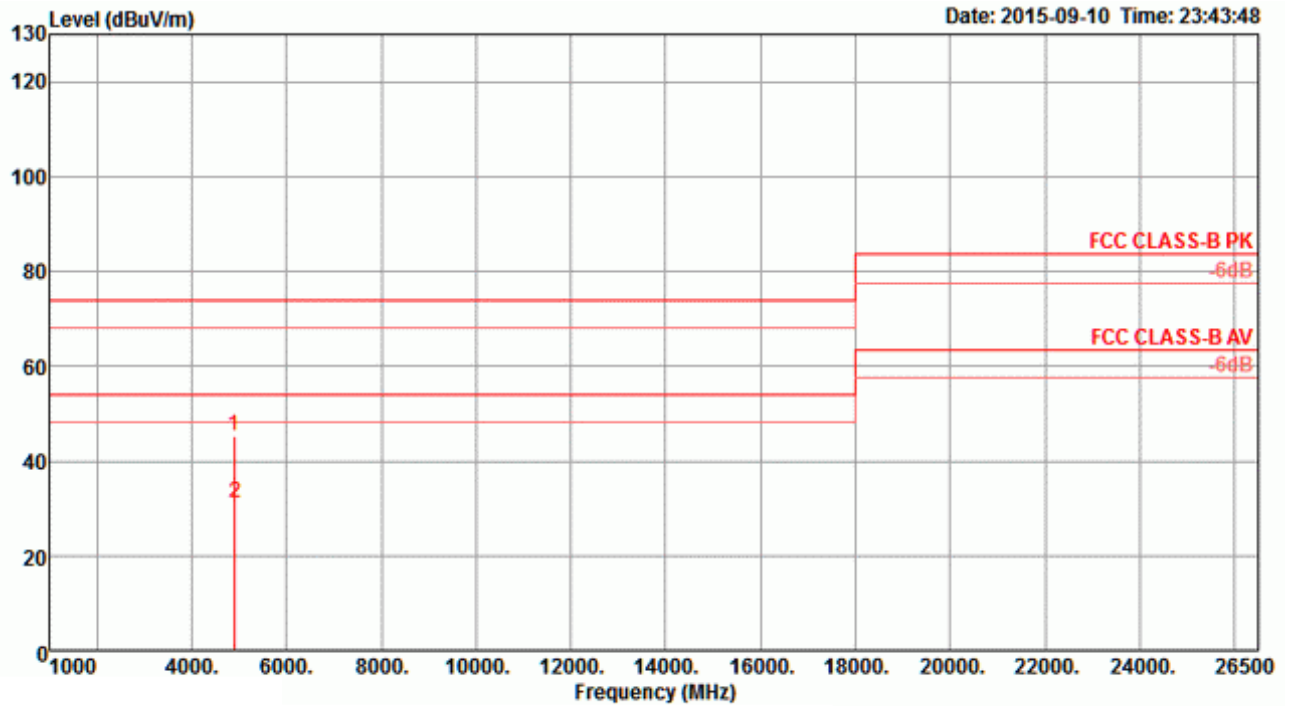
<b>Temperature</b>	26°C	<b>Humidity</b>	57%
<b>Test Engineer</b>	Roki Liu	<b>Configurations</b>	IEEE 802. 11ac MCS0/Nss3 VHT40 CH 9 / Chain 1 + Chain 2 + Chain 3 + Chain 4

**Horizontal**



	Freq	Level	Limit	Over	Read	Cable	Antenna	Preamp	T/Pos	A/Pos	Remark	Pol/Phase
	MHz	dBuV/m	dBuV/m	dB	dBuV	dB	dB/m	dB	deg	cm		
1	4907.92	44.24	74.00	-29.76	41.76	4.14	32.84	34.50	111	140	Peak	HORIZONTAL
2	4912.28	32.15	54.00	-21.85	29.67	4.14	32.84	34.50	111	140	Average	HORIZONTAL

**Vertical**



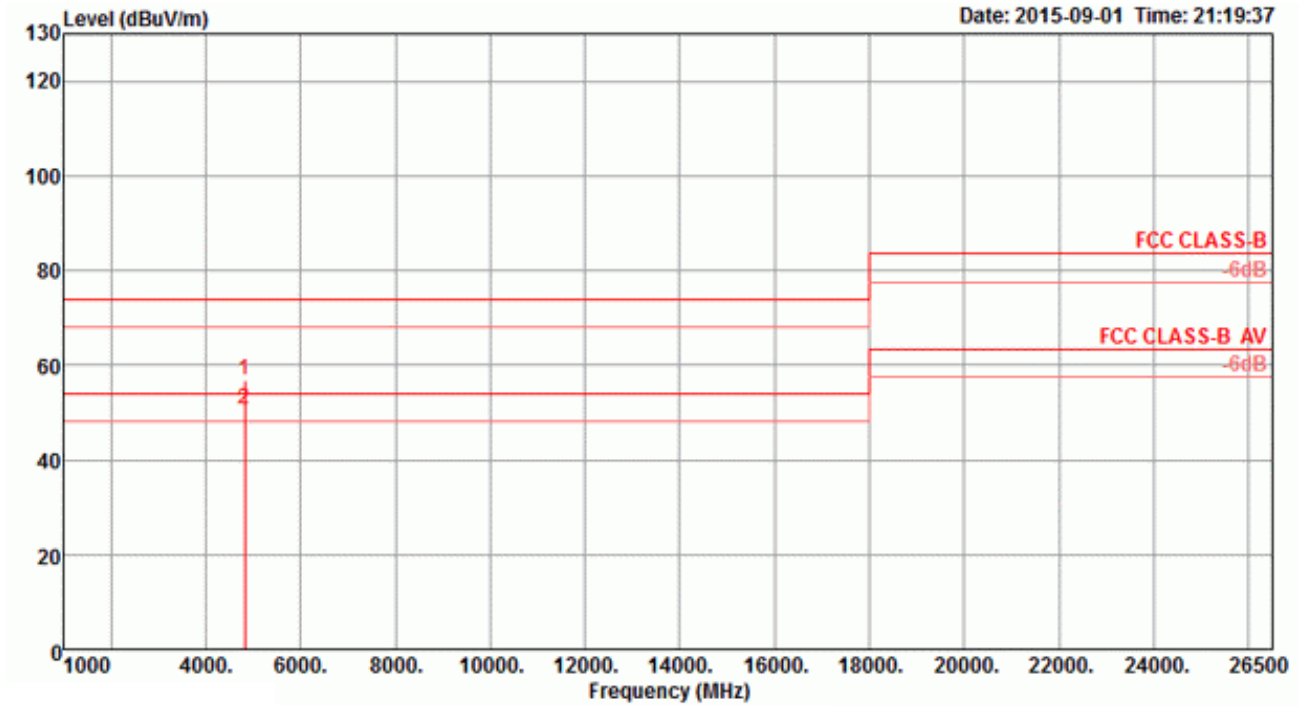
	Freq	Level	Limit	Over	Read	CableAntenna	Preamp	T/Pos	A/Pos	Remark	Pol/Phase
	MHz	dBuV/m	dBuV/m	dB	dBuV	dB	dB/m	dB	cm		
1	4901.04	45.16	74.00	-28.84	42.72	4.13	32.81	34.50	164	157 Peak	VERTICAL
2	4912.72	31.05	54.00	-22.95	28.57	4.14	32.84	34.50	164	157 Average	VERTICAL



<For Radio 3 Mode>

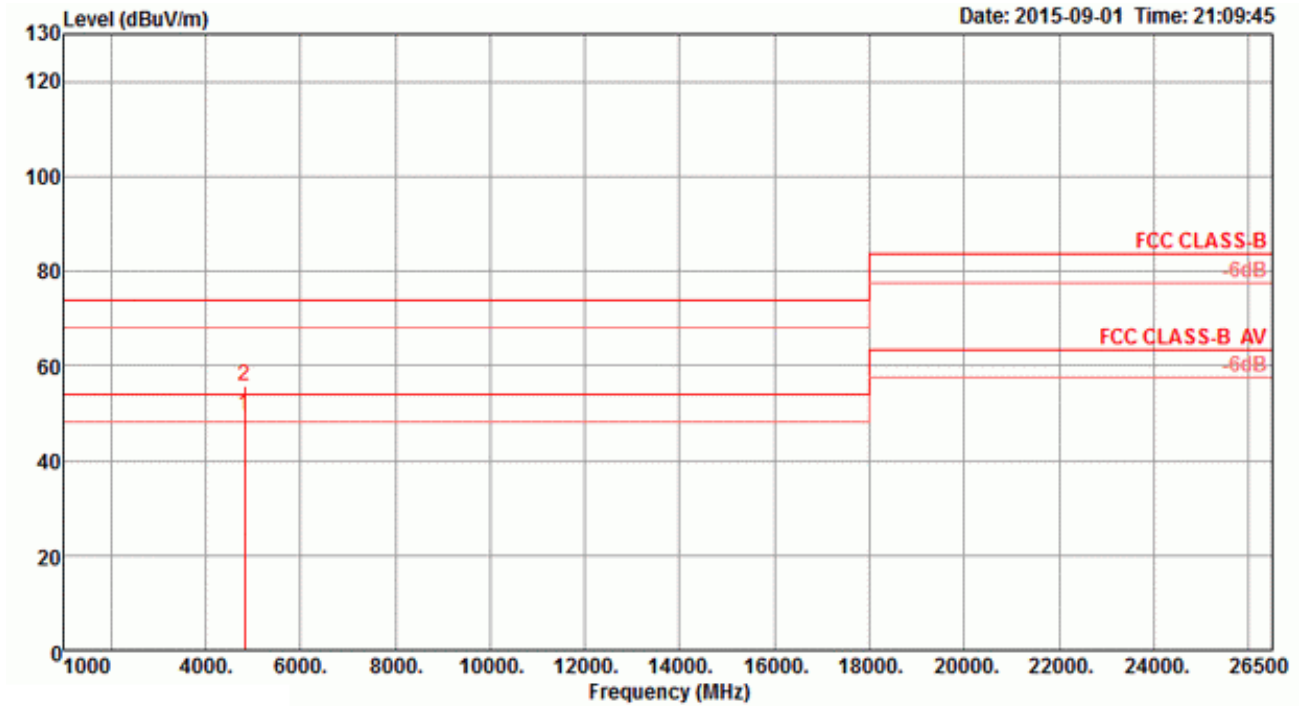
Temperature	26°C	Humidity	57%
Test Engineer	Roki Liu	Configurations	IEEE 802.11b CH 1 / Chain 9

Horizontal



	Freq	Level	Limit	Over	Read	CableAntenna	Preamp		A/Pos	T/Pos	Pol/Phase
	MHz	dBuV/m	dBuV/m	dB	dBuV	dB	dB/m	dB	cm	deg	
1	4824.02	56.96	74.00	-17.04	51.40	5.87	33.42	33.73	132	64	HORIZONTAL
2	4824.02	50.65	54.00	-3.35	45.09	5.87	33.42	33.73	132	64	HORIZONTAL

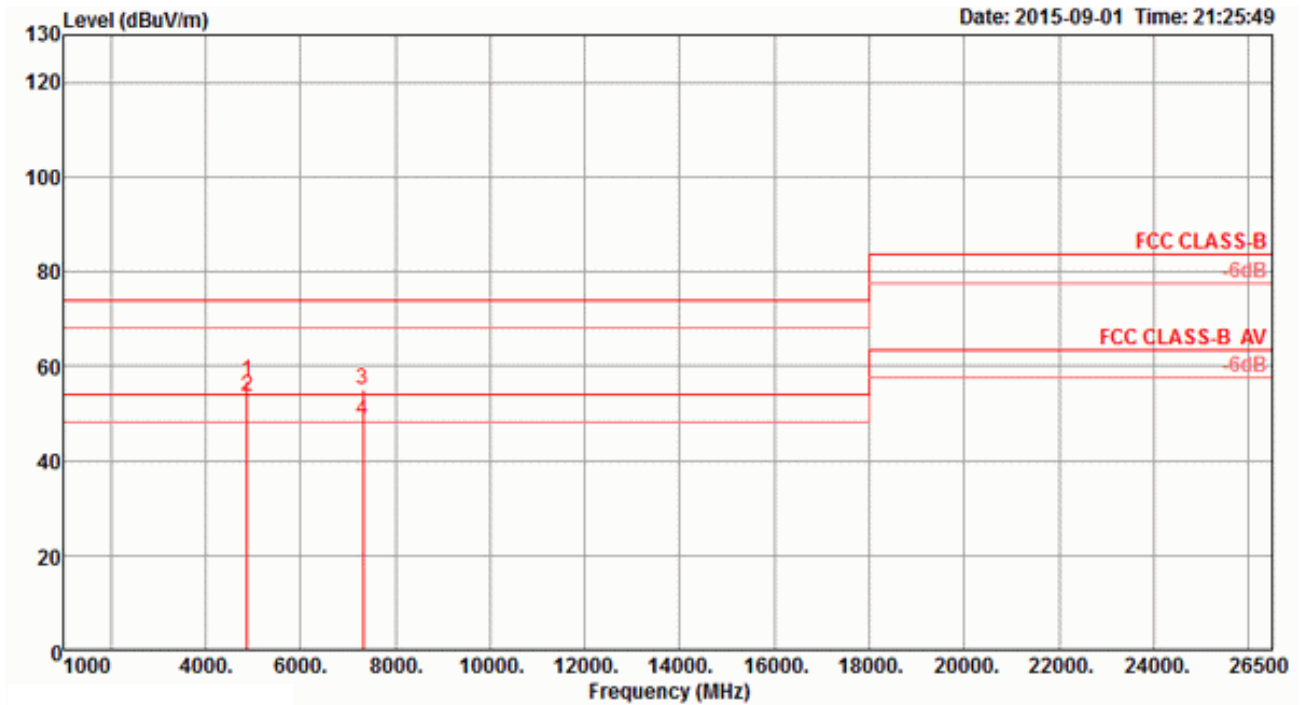
**Vertical**



	Freq	Level	Limit	Over	Read	CableAntenna	Preamp	Remark	A/Pos	T/Pos	Pol/Phase
	MHz	dBuV/m	dBuV/m	dB	dBuV	dB	dB/m	dB	cm	deg	
1	4823.98	49.68	54.00	-4.32	44.12	5.87	33.42	33.73	140	43	VERTICAL
2	4824.06	55.85	74.00	-18.15	50.29	5.87	33.42	33.73	140	43	VERTICAL

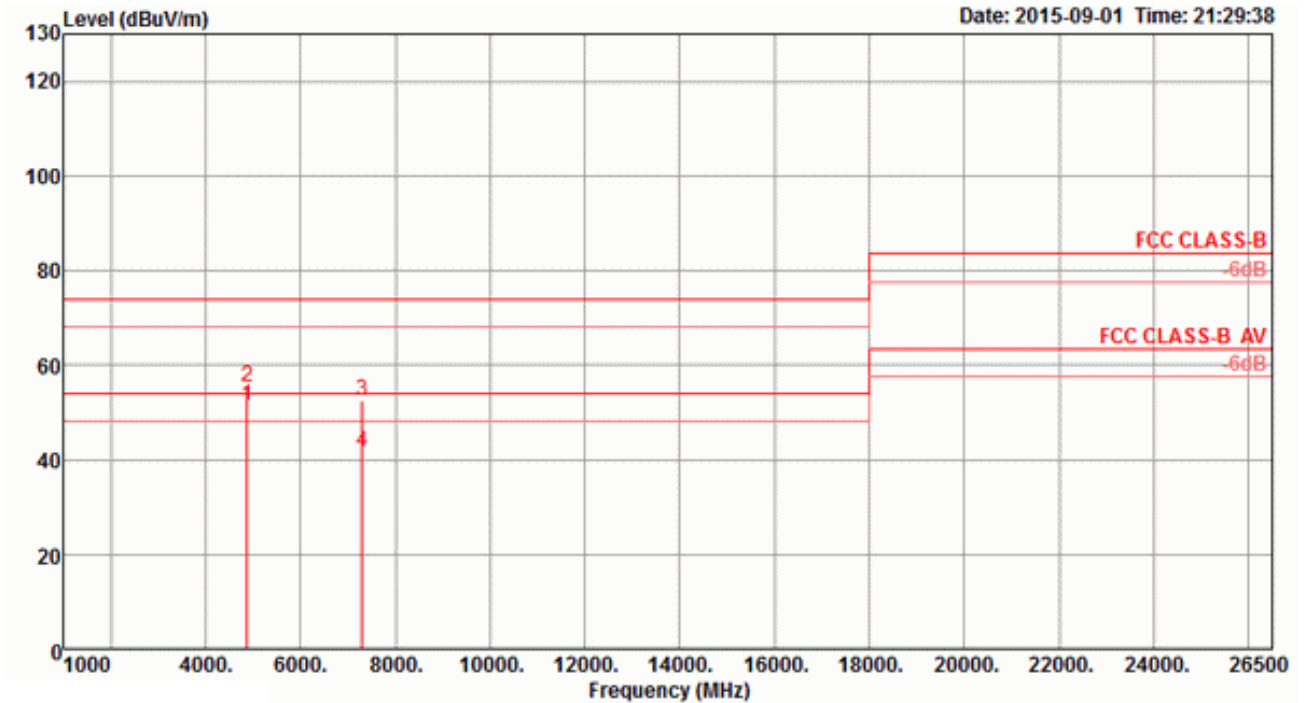
Temperature	26°C	Humidity	57%
Test Engineer	Roki Liu	Configurations	IEEE 802.11b CH 6 / Chain 9

**Horizontal**



	Freq	Level	Limit	Over	Read	CableAntenna	Preamp		A/Pos	T/Pos	
	MHz	dBuV/m	dBuV/m	dB	dBuV	Loss	Factor	Factor	cm	deg	Pol/Phase
1	4873.99	56.80	74.00	-17.20	51.06	5.92	33.53	33.71	125	65	HORIZONTAL
2	4874.03	53.73	54.00	-0.27	47.99	5.92	33.53	33.71	125	65	HORIZONTAL
3	7311.97	55.07	74.00	-18.93	45.78	7.13	36.38	34.22	129	174	HORIZONTAL
4	7311.98	48.49	54.00	-5.51	39.20	7.13	36.38	34.22	129	174	HORIZONTAL

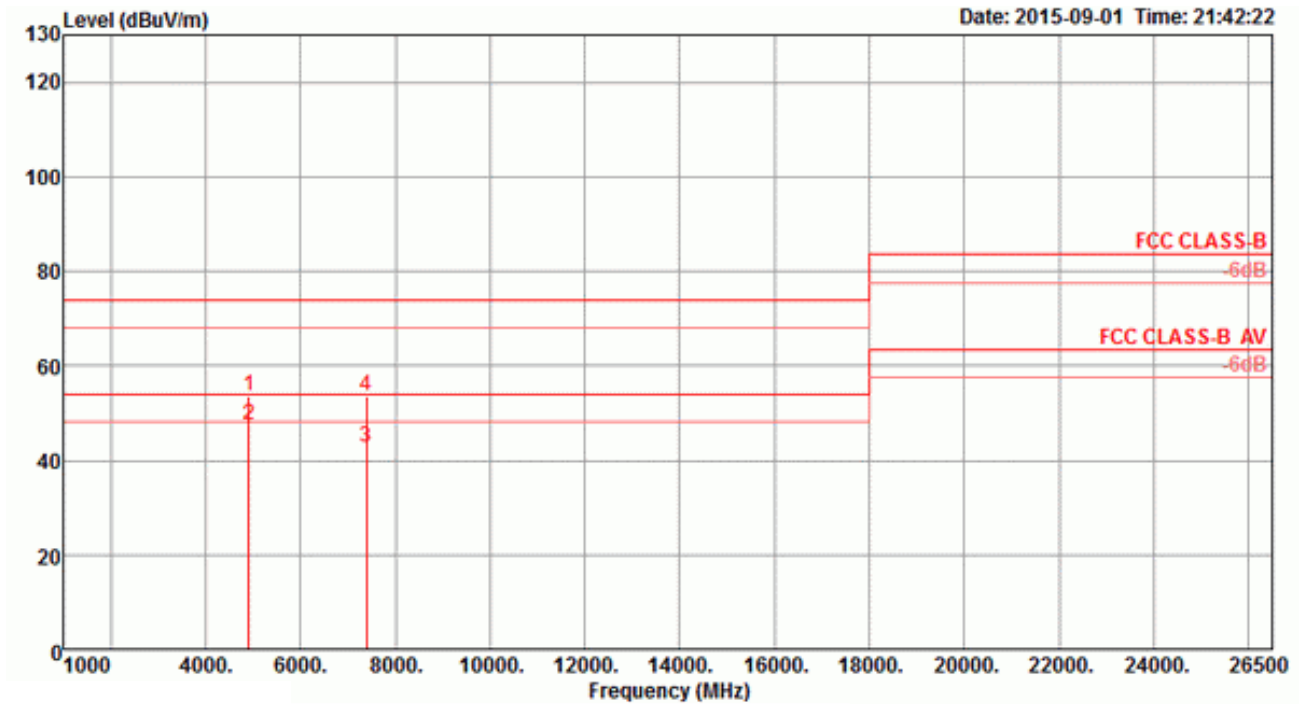
**Vertical**



	Freq	Level	Limit	Over	Read	CableAntenna	Preamp		A/Pos	T/Pos	
	MHz	dBuV/m	dBuV/m	dB	dBuV	dB	dB/m	dB	cm	deg	Pol/Phase
1	4873.99	51.51	54.00	-2.49	45.77	5.92	33.53	33.71	124	41	VERTICAL
2	4873.99	55.55	74.00	-18.45	49.81	5.92	33.53	33.71	124	41	VERTICAL
3	7309.32	52.33	74.00	-21.67	43.04	7.13	36.38	34.22	145	148	VERTICAL
4	7310.06	41.50	54.00	-12.50	32.21	7.13	36.38	34.22	145	148	VERTICAL

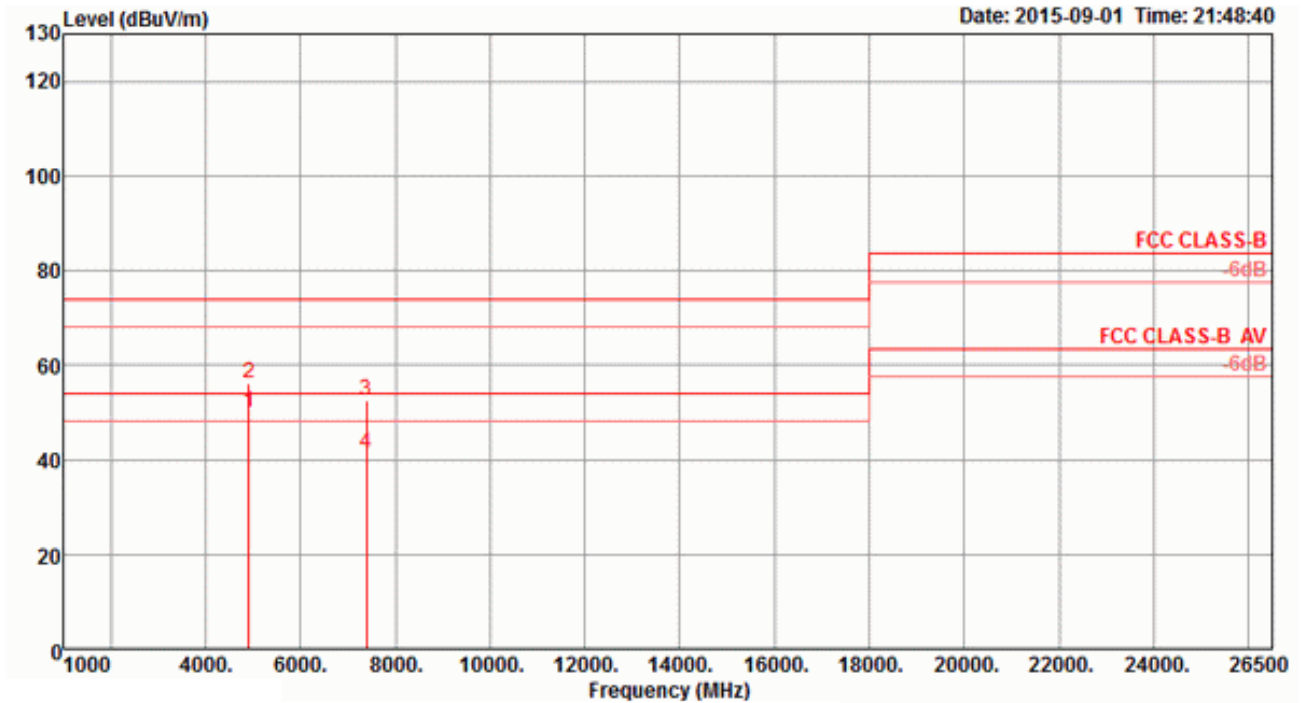
Temperature	26°C	Humidity	57%
Test Engineer	Roki Liu	Configurations	IEEE 802.11b CH 11 / Chain 9

Horizontal



	Freq	Level	Limit Line	Over Limit	Read Level	CableAntenna Loss	Antenna Factor	Preamp Factor	Remark	A/Pos	T/Pos	Pol/Phase
	MHz	dBuV/m	dBuV/m	dB	dBuV	dB	dB/m	dB		cm	deg	
1	4923.91	53.59	74.00	-20.41	47.65	5.97	33.65	33.68	Peak	144	67	HORIZONTAL
2	4924.04	47.57	54.00	-6.43	41.63	5.97	33.65	33.68	Average	144	67	HORIZONTAL
3	7385.07	42.62	54.00	-11.38	33.15	7.17	36.57	34.27	Average	156	74	HORIZONTAL
4	7388.40	53.52	74.00	-20.48	44.05	7.17	36.57	34.27	Peak	156	74	HORIZONTAL

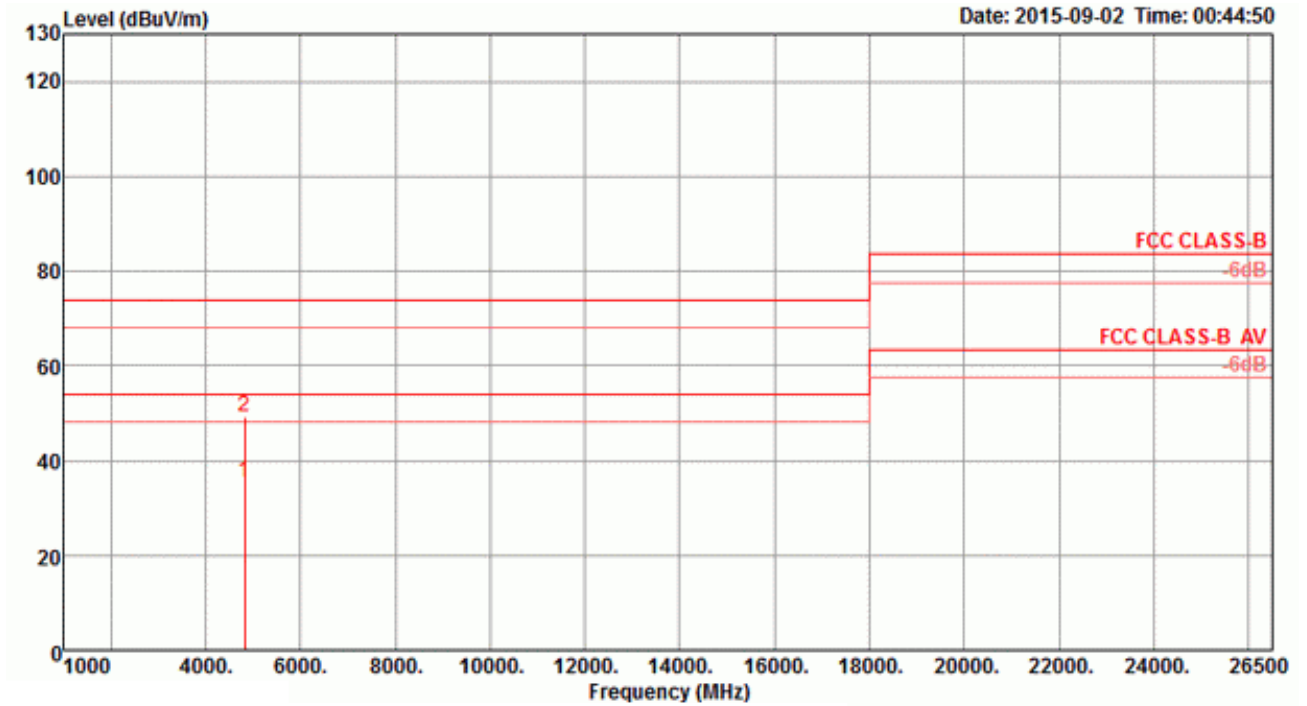
**Vertical**



	Freq	Level	Limit	Over	Read	CableAntenna	Preamp		A/Pos	T/Pos	
	MHz	dBuV/m	dBuV/m	dB	dBuV	dB	dB/m	dB	cm	deg	Pol/Phase
1	4924.04	50.04	54.00	-3.96	44.10	5.97	33.65	33.68	138	43	VERTICAL
2	4924.04	56.07	74.00	-17.93	50.13	5.97	33.65	33.68	138	43	VERTICAL
3	7384.51	52.64	74.00	-21.36	43.17	7.17	36.57	34.27	164	170	VERTICAL
4	7385.20	41.36	54.00	-12.64	31.89	7.17	36.57	34.27	164	170	VERTICAL

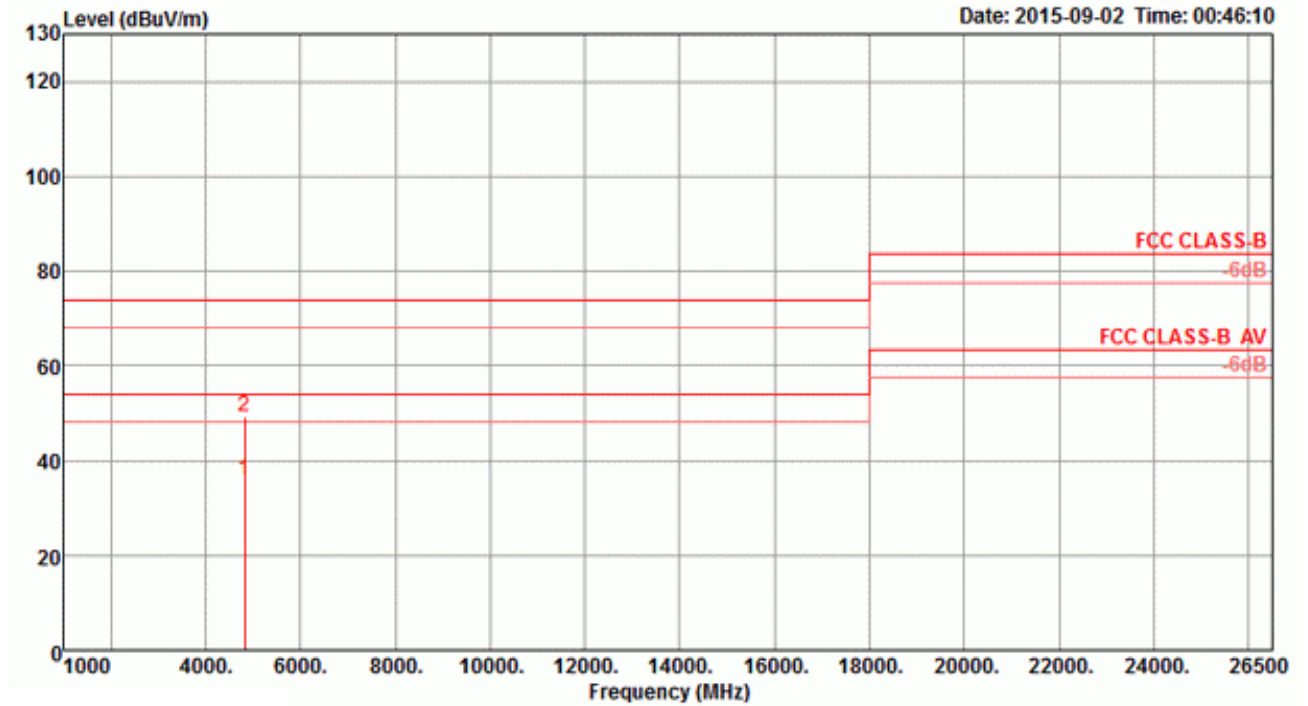
Temperature	26°C	Humidity	57%
Test Engineer	Roki Liu	Configurations	IEEE 802.11g CH 1 / Chain 9

**Horizontal**



	Freq	Level	Limit	Over	Read	Cable	Antenna	Preamp	Remark	A/Pos	T/Pos	Pol/Phase
	MHz	dBuV/m	dBuV/m	dB	dBuV	dB	dB/m	dB		cm	deg	
1	4821.82	35.46	54.00	-18.54	29.90	5.87	33.42	33.73	Average	141	65	HORIZONTAL
2	4823.50	49.25	74.00	-24.75	43.69	5.87	33.42	33.73	Peak	141	65	HORIZONTAL

**Vertical**

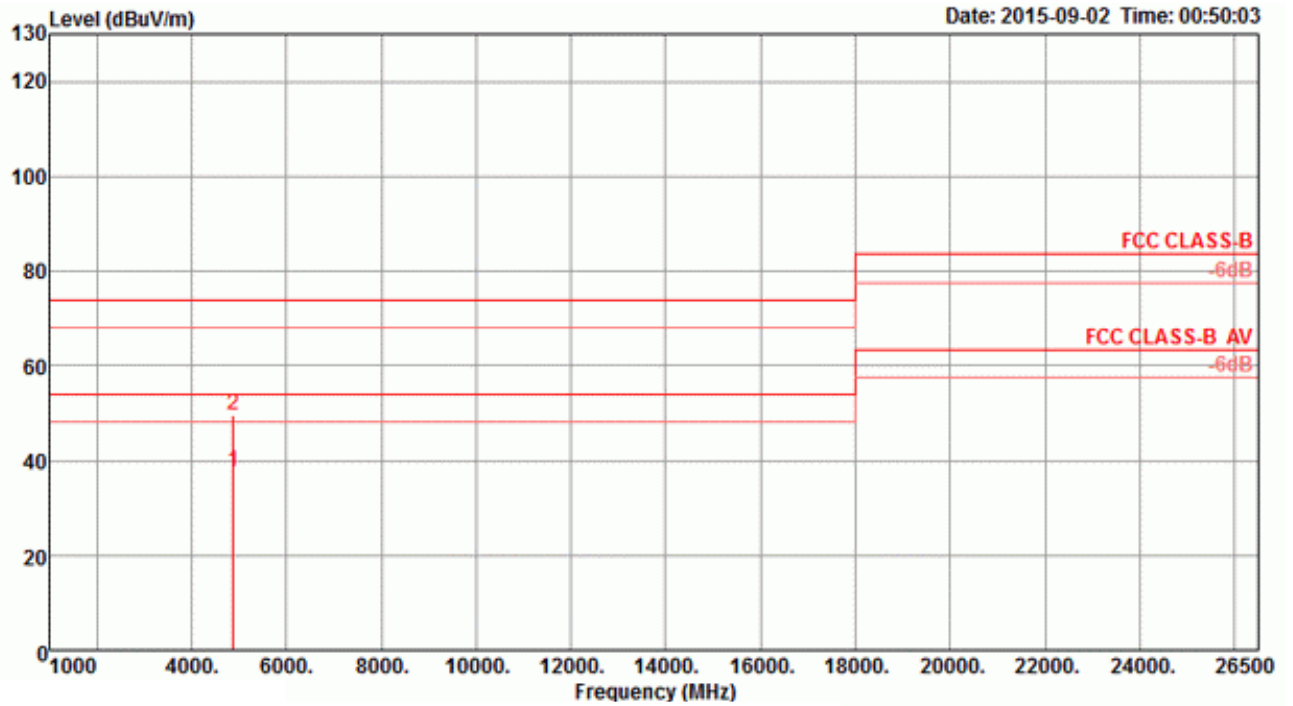


	Freq	Level	Limit	Over	Read	CableAntenna	Preamp	Remark	A/Pos	T/Pos	Pol/Phase
	MHz	dBuV/m	dBuV/m	dB	dBuV	dB	dB/m	dB	cm	deg	
1	4822.28	35.93	54.00	-18.07	30.37	5.87	33.42	33.73	Average	142	2 VERTICAL
2	4823.86	49.33	74.00	-24.67	43.77	5.87	33.42	33.73	Peak	142	2 VERTICAL



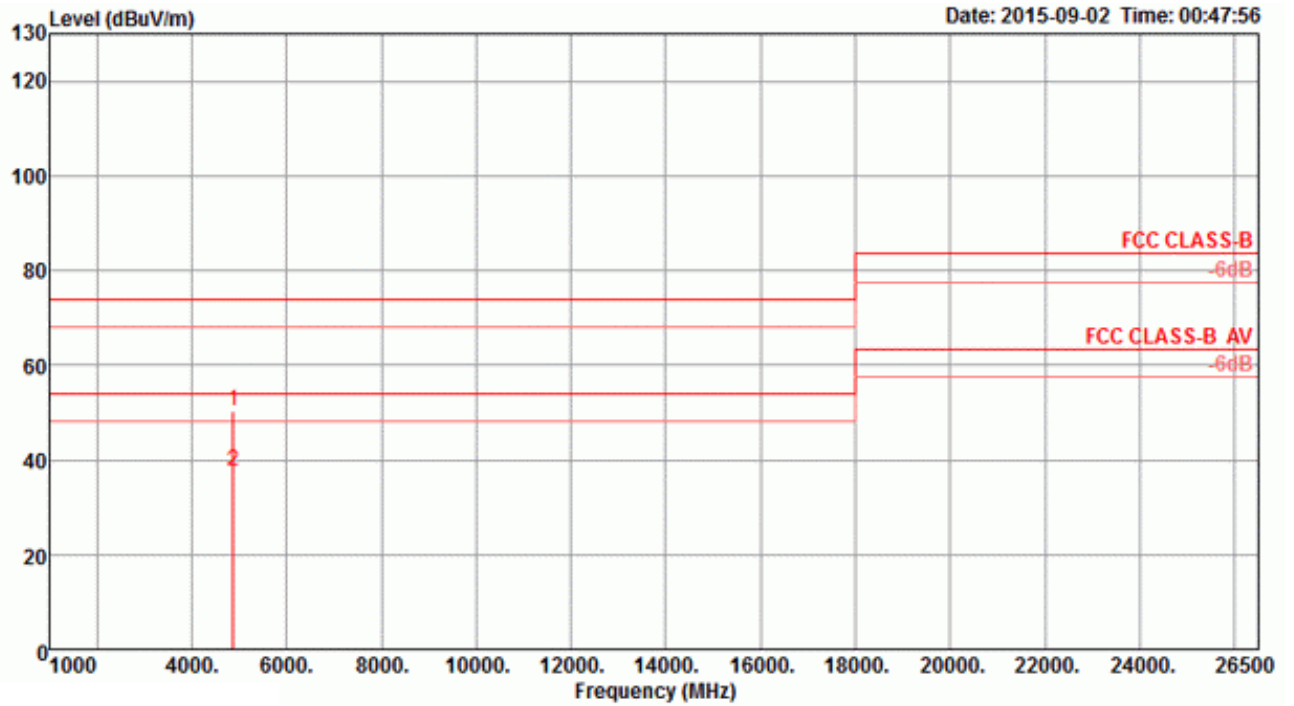
<b>Temperature</b>	26°C	<b>Humidity</b>	57%
<b>Test Engineer</b>	Roki Liu	<b>Configurations</b>	IEEE 802.11g CH 6 / Chain 9

**Horizontal**



	Freq	Level	Limit	Over	Read	CableAntenna	Preamp	Remark	A/Pos	T/Pos	Pol/Phase
	MHz	dBuV/m	dBuV/m	dB	dBuV	Loss	Factor	Factor	cm	deg	
1	4874.13	37.58	54.00	-16.42	31.84	5.92	33.53	33.71	Average	160	69 HORIZONTAL
2	4875.43	49.53	74.00	-24.47	43.79	5.92	33.53	33.71	Peak	160	69 HORIZONTAL

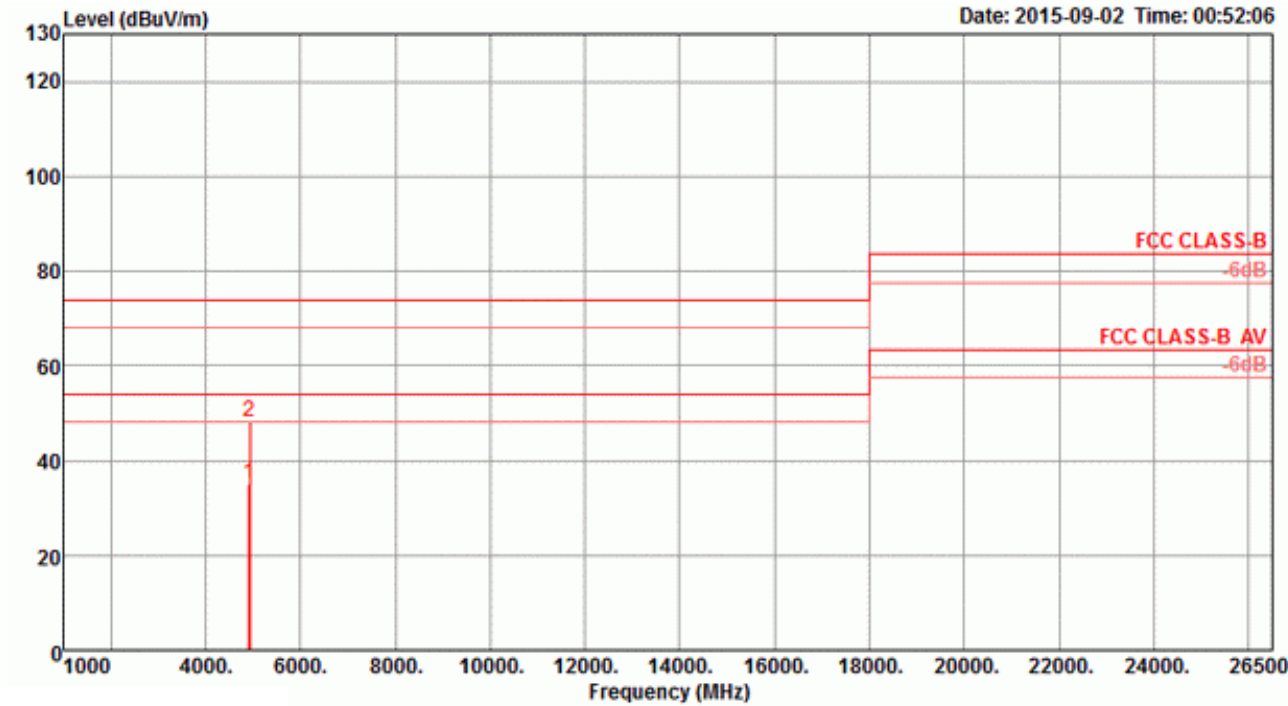
**Vertical**



	Freq	Level	Limit	Over	Read	CableAntenna	Preamp	Remark	A/Pos	T/Pos	Pol/Phase
	MHz	dBuV/m	dBuV/m	dB	dBuV	dB	dB/m	dB	cm	deg	
1	4871.71	50.20	74.00	-23.80	44.46	5.92	33.53	33.71	Peak	148	353 VERTICAL
2	4871.90	37.49	54.00	-16.51	31.75	5.92	33.53	33.71	Average	148	353 VERTICAL

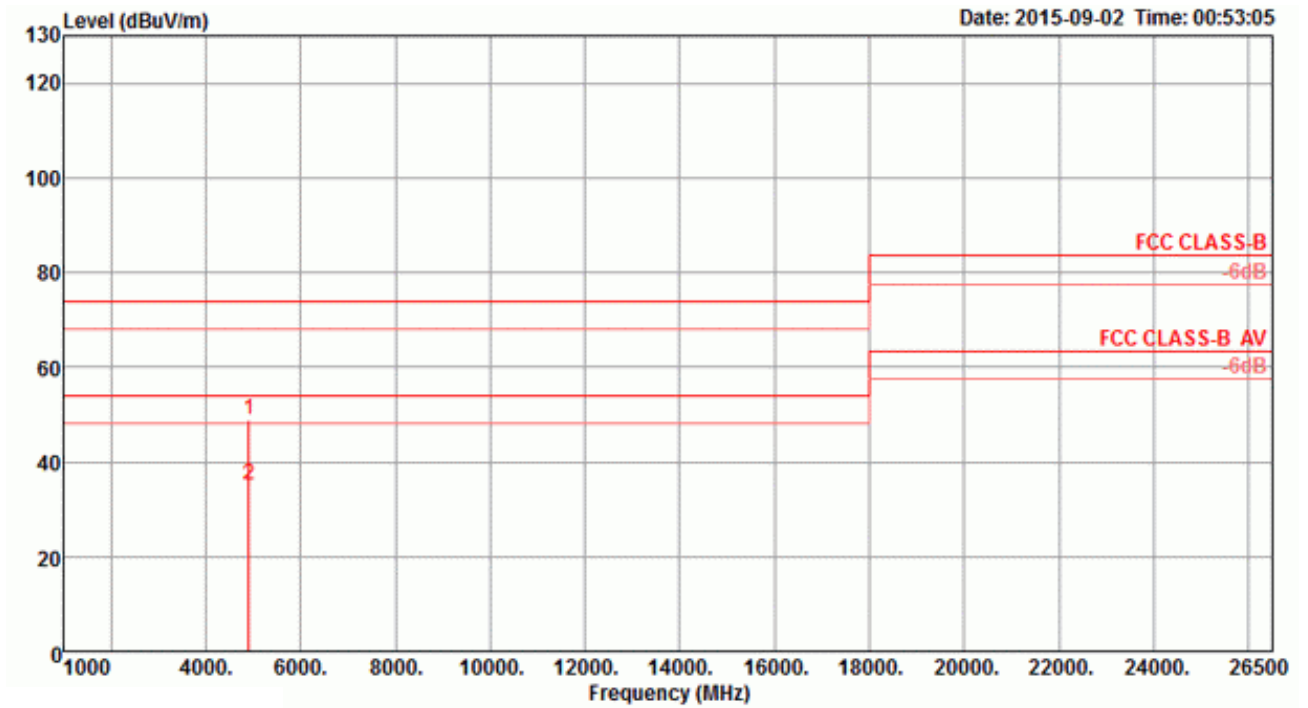
Temperature	26°C	Humidity	57%
Test Engineer	Roki Liu	Configurations	IEEE 802.11g CH 11 / Chain 9

**Horizontal**



	Freq	Level	Limit	Over	Read	CableAntenna	Preamp		A/Pos	T/Pos		
	MHz	dBuV/m	dBuV/m	dB	dBuV	Loss	Factor	Factor	Remark	cm	deg	Pol/Phase
1	4922.58	35.27	54.00	-18.73	29.33	5.97	33.65	33.68	Average	158	258	HORIZONTAL
2	4924.96	48.07	74.00	-25.93	42.13	5.97	33.65	33.68	Peak	158	258	HORIZONTAL

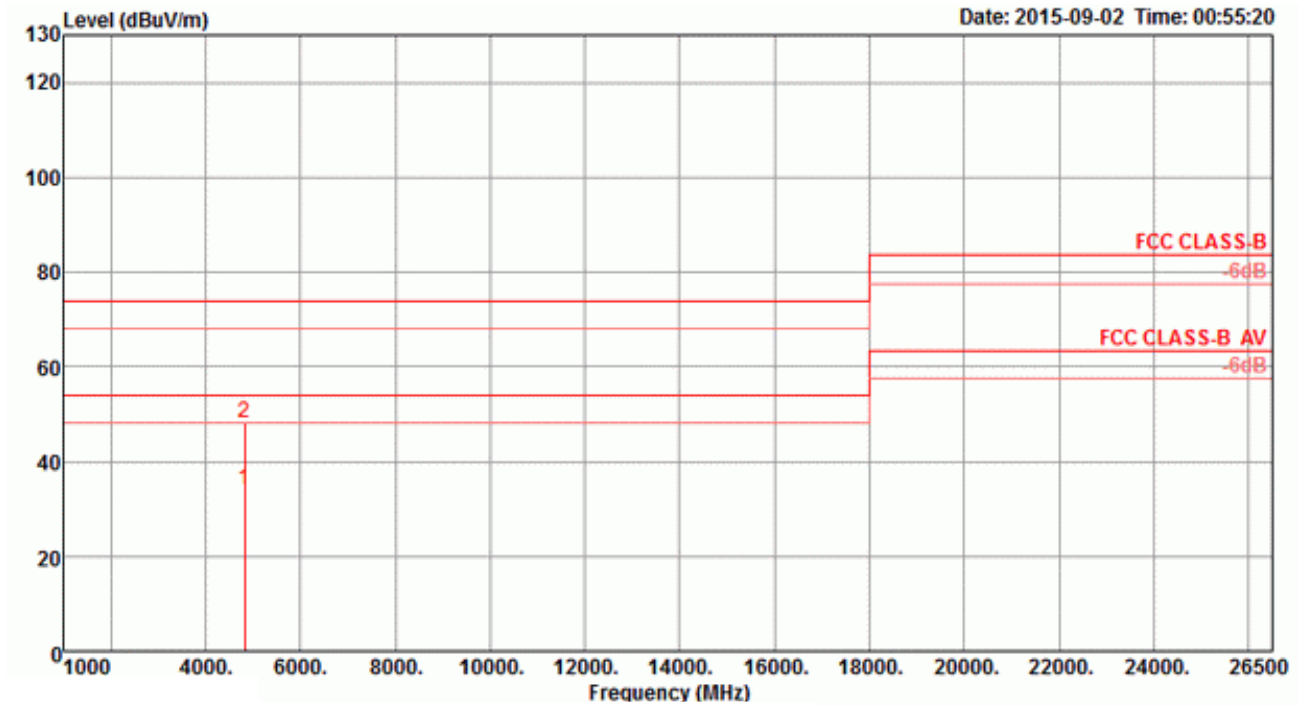
**Vertical**



	Freq	Level	Limit	Over	Read	CableAntenna	Preamp	Remark	A/Pos	T/Pos	Pol/Phase
	MHz	dBuV/m	dBuV/m	dB	dBuV	dB	dB/m	dB	cm	deg	
1	4922.30	48.98	74.00	-25.02	43.04	5.97	33.65	33.68	Peak	134	98 VERTICAL
2	4924.23	35.30	54.00	-18.70	29.36	5.97	33.65	33.68	Average	134	98 VERTICAL

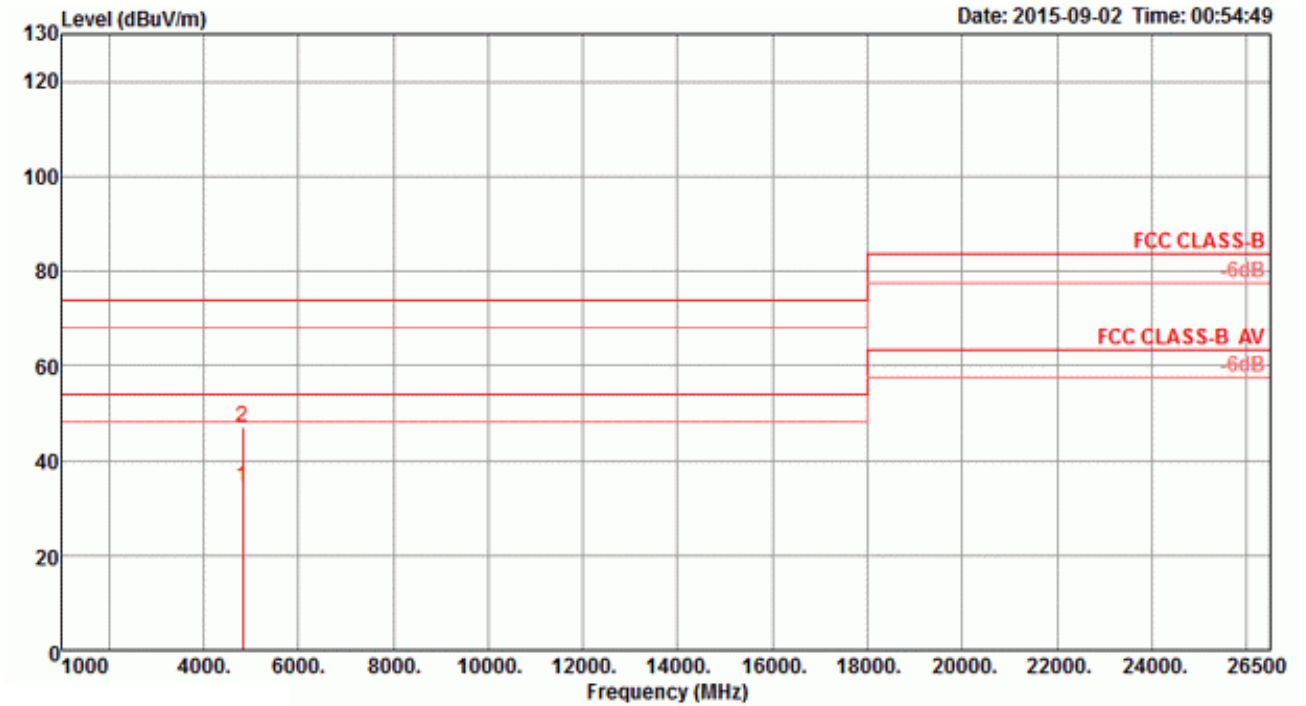
<b>Temperature</b>	26°C	<b>Humidity</b>	57%
<b>Test Engineer</b>	Roki Liu	<b>Configurations</b>	IEEE 802. 11ac MCS0/Nss1 VHT20 CH 1 / Chain 9

**Horizontal**



	Freq	Level	Limit	Over	Read	CableAntenna	Preamp	Remark	A/Pos	T/Pos	Pol/Phase
	MHz	dBuV/m	dBuV/m	dB	dBuV	dB	dB/m	dB	cm	deg	
1	4822.08	34.19	54.00	-19.81	28.63	5.87	33.42	33.73	Average	147	220 HORIZONTAL
2	4824.55	47.98	74.00	-26.02	42.42	5.87	33.42	33.73	Peak	147	220 HORIZONTAL

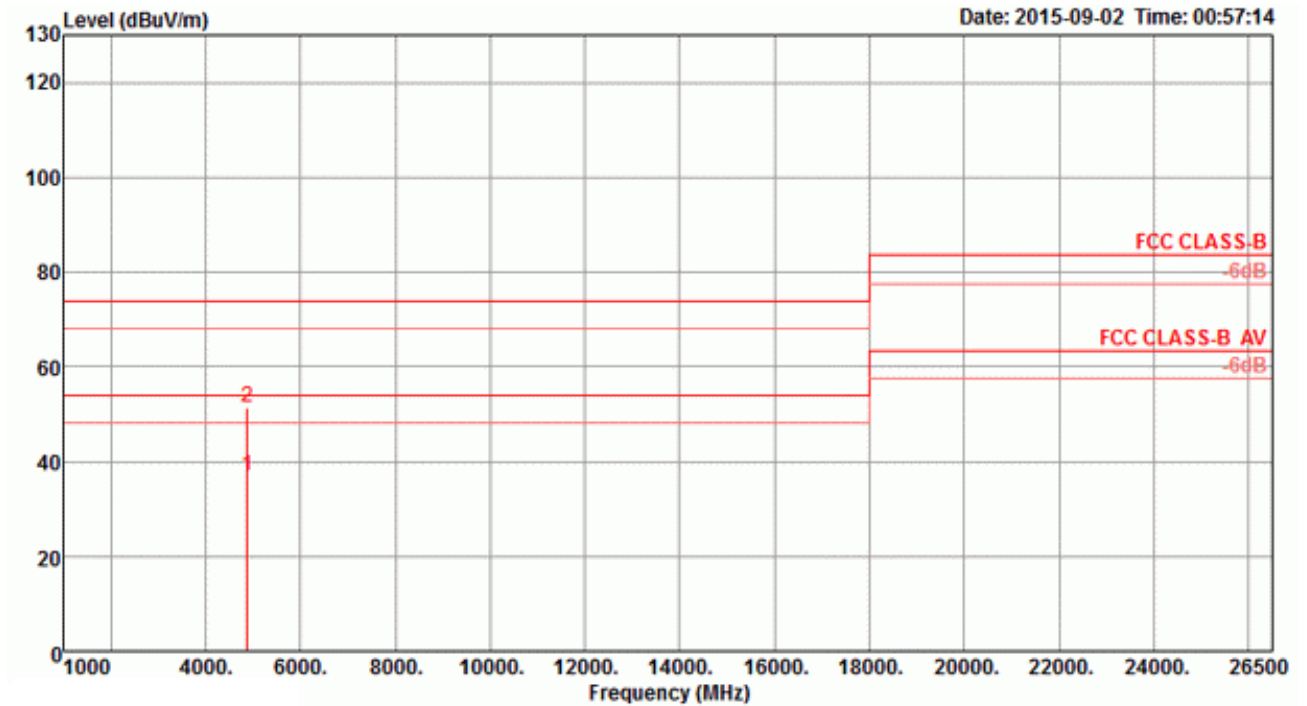
Vertical



	Freq	Level	Limit	Over	Read	CableAntenna	Preamp	Remark	A/Pos	T/Pos	Pol/Phase
	MHz	dBuV/m	dBuV/m	dB	dBuV	dB	dB/m	dB	cm	deg	
1	4822.78	34.58	54.00	-19.42	29.02	5.87	33.42	33.73	Average	151	305 VERTICAL
2	4825.52	47.21	74.00	-26.79	41.65	5.87	33.42	33.73	Peak	151	305 VERTICAL

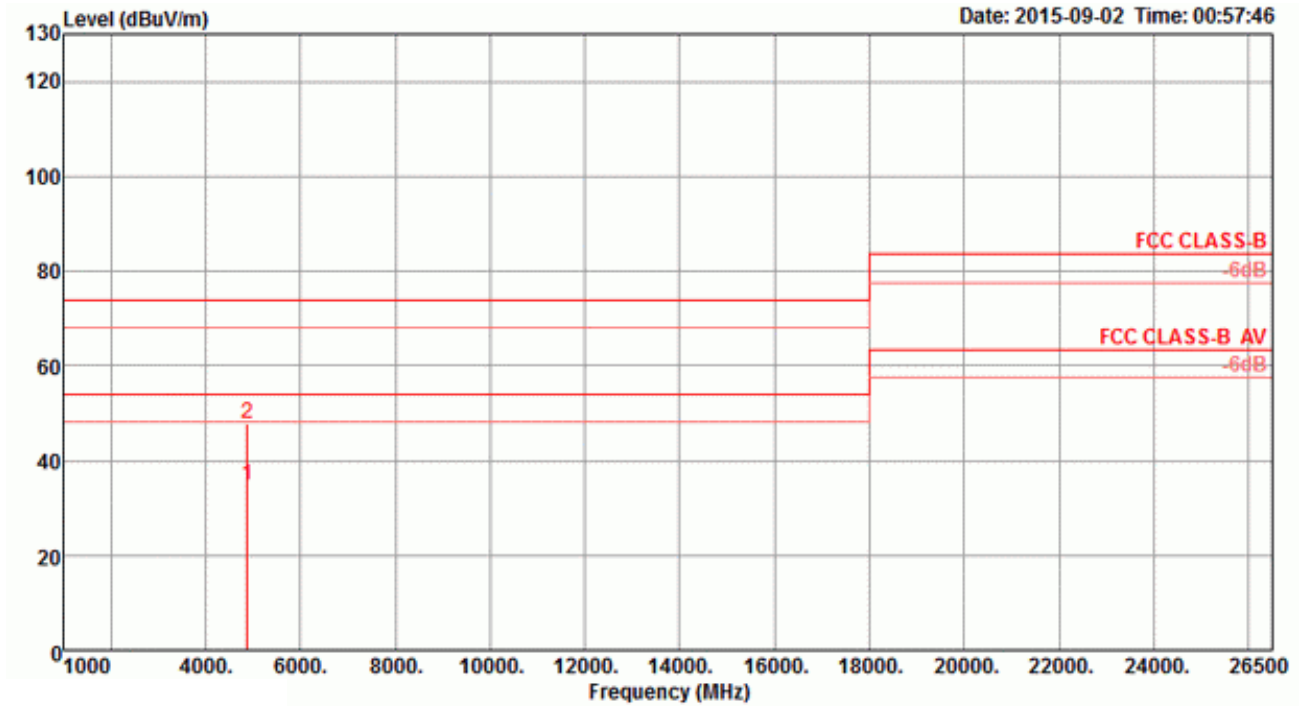
<b>Temperature</b>	26°C	<b>Humidity</b>	57%
<b>Test Engineer</b>	Roki Liu	<b>Configurations</b>	IEEE 802.11ac MCS0/Nss1 VHT20 CH 6 / Chain 9

**Horizontal**



	Freq	Level	Limit	Over	Read	CableAntenna	Preamp		A/Pos	T/Pos	Pol/Phase
	MHz	dBuV/m	dBuV/m	dB	dBuV	dB	dB/m	dB	cm	deg	
1	4871.97	36.77	54.00	-17.23	31.03	5.92	33.53	33.71	143	78	HORIZONTAL
2	4872.00	51.38	74.00	-22.62	45.64	5.92	33.53	33.71	143	78	HORIZONTAL

**Vertical**

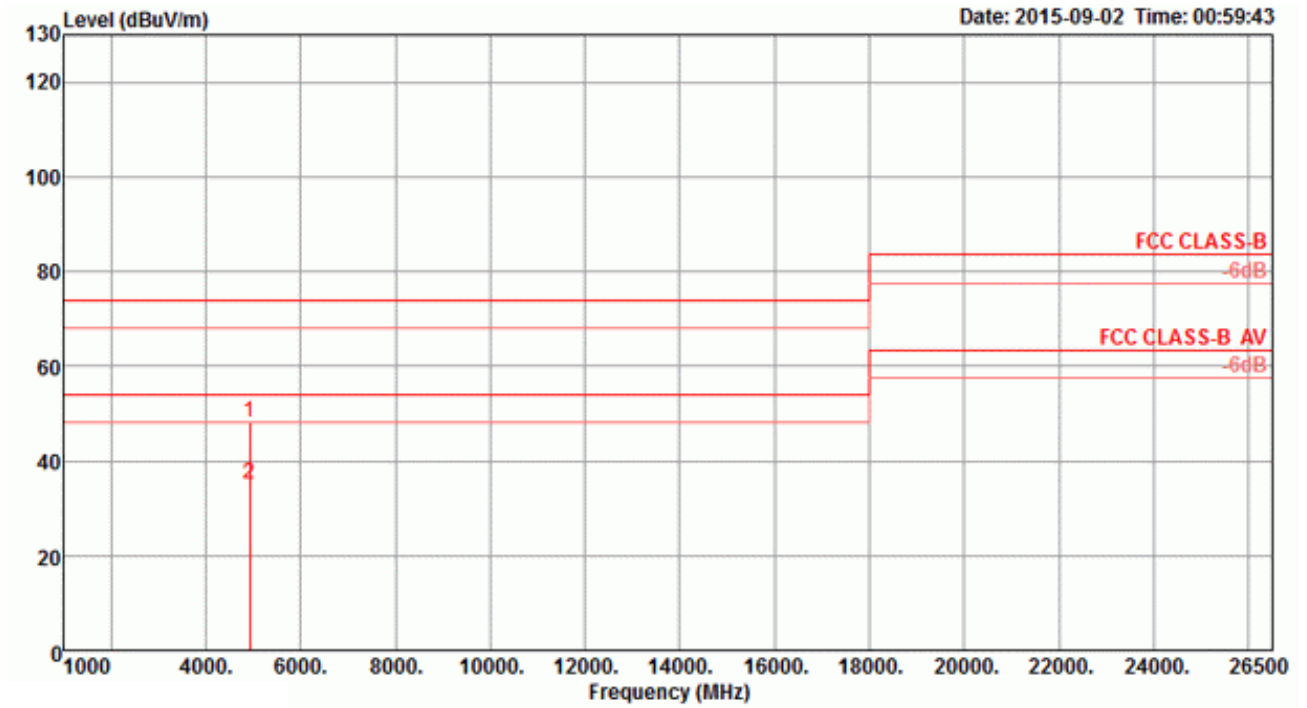


	Freq	Level	Limit	Over	Read	CableAntenna	Preamp	Remark	A/Pos	T/Pos	Pol/Phase
	MHz	dBuV/m	dBuV/m	dB	dBuV	dB	dB/m	dB	cm	deg	
1	4872.18	34.69	54.00	-19.31	28.95	5.92	33.53	33.71	Average	160	126 VERTICAL
2	4876.45	47.72	74.00	-26.28	41.98	5.92	33.53	33.71	Peak	160	126 VERTICAL



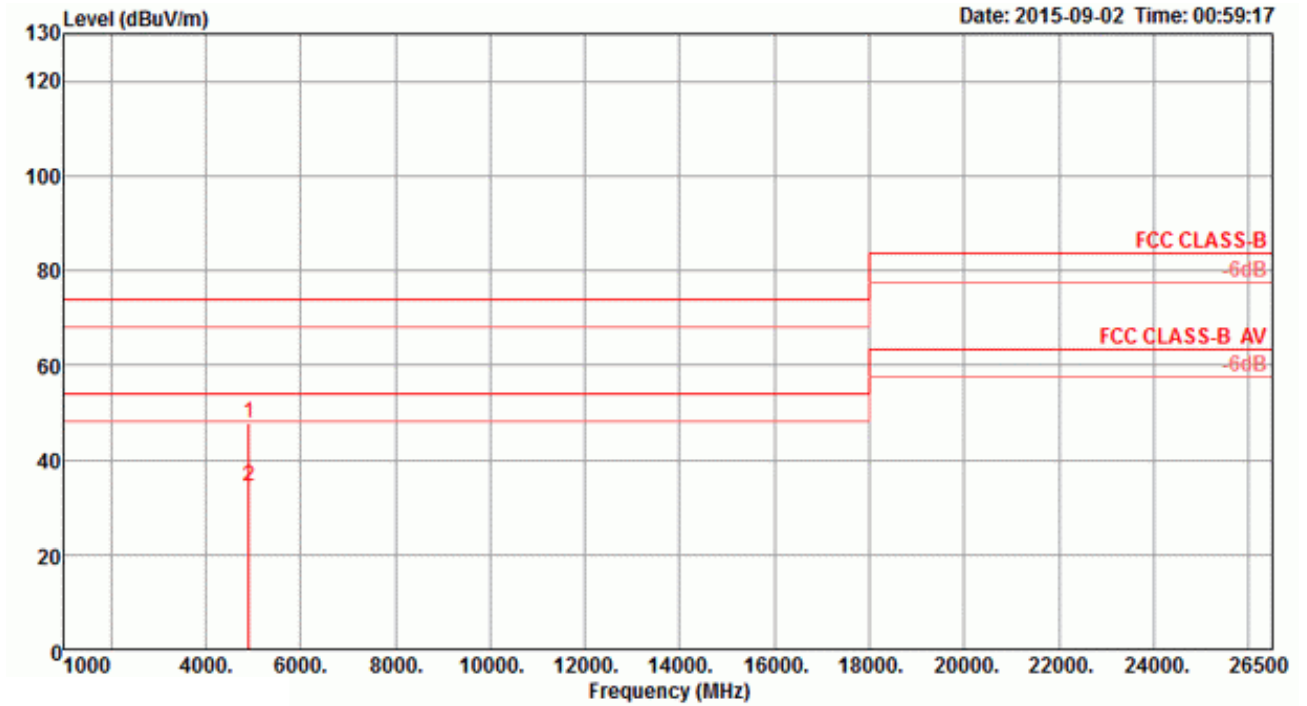
Temperature	26°C	Humidity	57%
Test Engineer	Roki Liu	Configurations	IEEE 802.11ac MCS0/Nss1 VHT20 CH 11 / Chain 9

**Horizontal**



	Freq	Level	Limit	Over	Read	CableAntenna	Preamp	Remark	A/Pos	T/Pos	Pol/Phase
	MHz	dBuV/m	dBuV/m	dB	dBuV	dB	dB/m	dB	cm	deg	
1	4924.53	48.32	74.00	-25.68	42.38	5.97	33.65	33.68	147	254	HORIZONTAL
2	4925.31	35.09	54.00	-18.91	29.15	5.97	33.65	33.68	147	254	HORIZONTAL

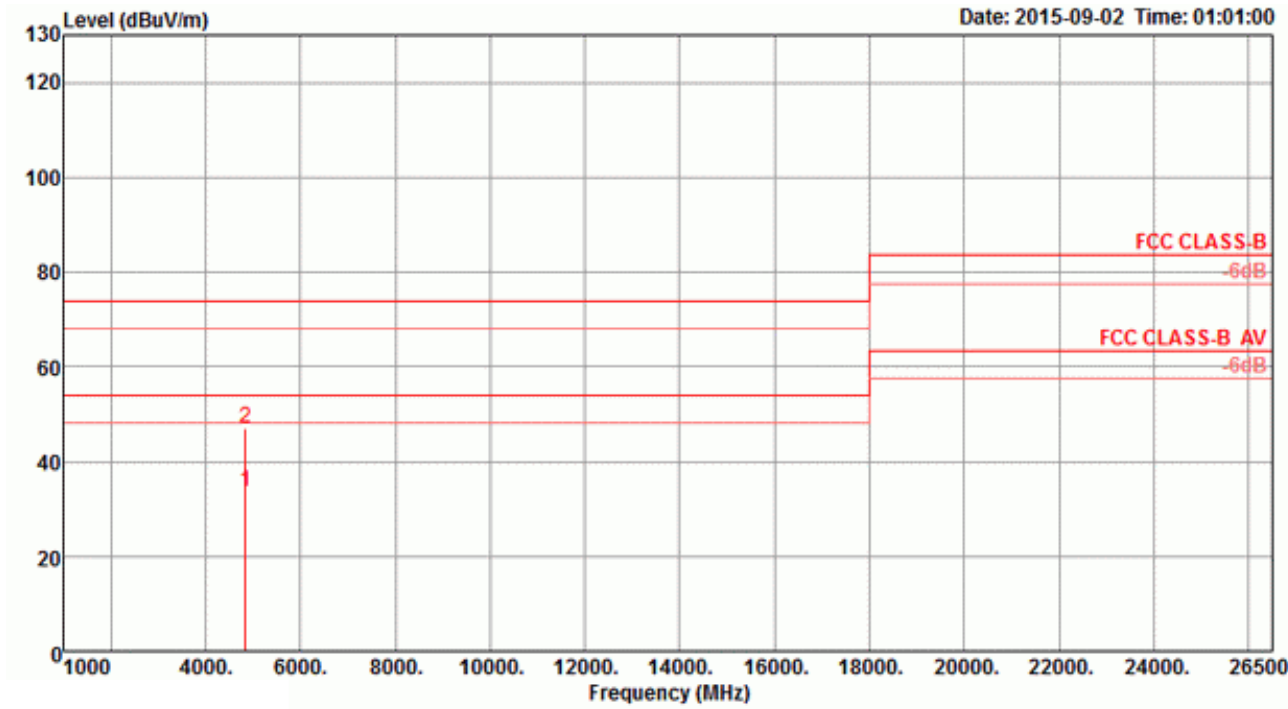
**Vertical**



	Freq	Level	Limit	Over	Read	CableAntenna	Preamp	Remark	A/Pos	T/Pos	Pol/Phase
	MHz	dBuV/m	dBuV/m	dB	dBuV	dB	dB/m	dB	cm	deg	
1	4924.20	47.70	74.00	-26.30	41.76	5.97	33.65	33.68	Peak	147	199 VERTICAL
2	4924.24	34.39	54.00	-19.61	28.45	5.97	33.65	33.68	Average	147	199 VERTICAL

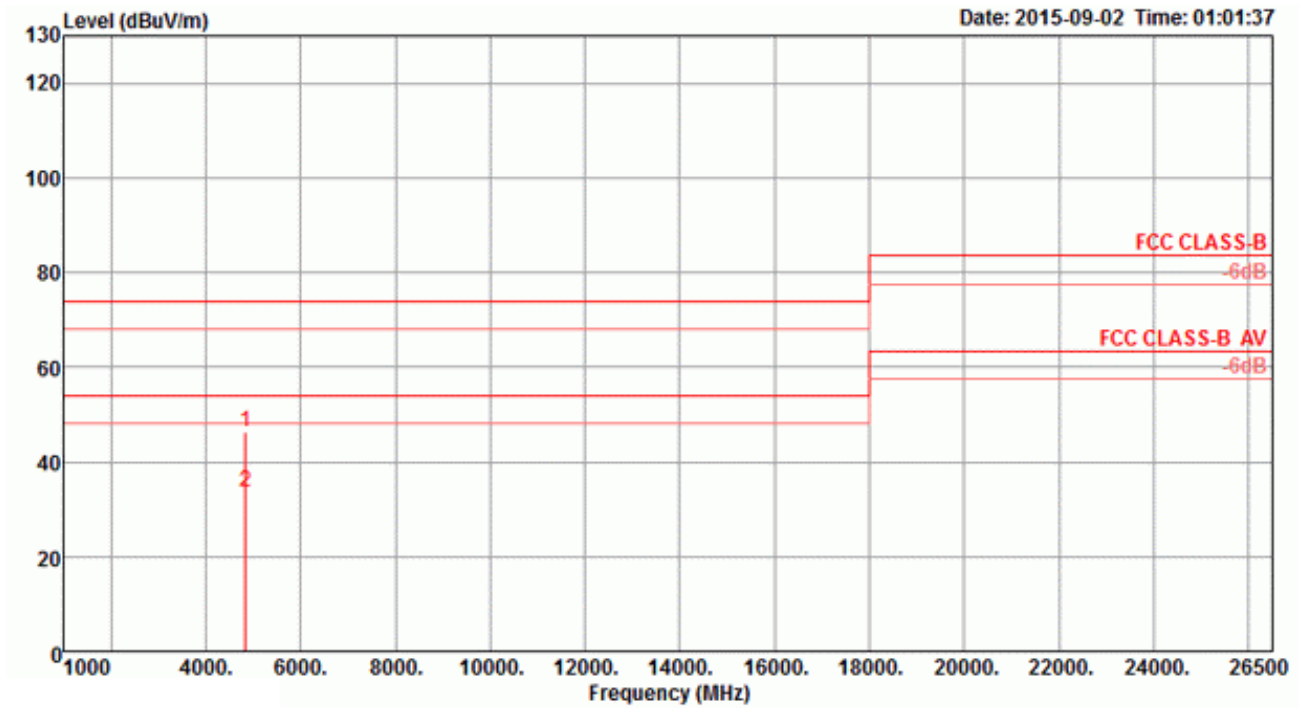
<b>Temperature</b>	26°C	<b>Humidity</b>	57%
<b>Test Engineer</b>	Roki Liu	<b>Configurations</b>	IEEE 802.11ac MCS0/Nss1 VHT40 CH 3 / Chain 9

**Horizontal**



	Freq	Level	Limit	Over	Read	CableAntenna	Preamp		A/Pos	T/Pos	Pol/Phase
	MHz	dBuV/m	dBuV/m	dB	dBuV	dB	dB/m	dB	cm	deg	
1	4843.46	33.86	54.00	-20.14	28.24	5.88	33.46	33.72	Average	147	27 HORIZONTAL
2	4844.54	47.13	74.00	-26.87	41.51	5.88	33.46	33.72	Peak	147	27 HORIZONTAL

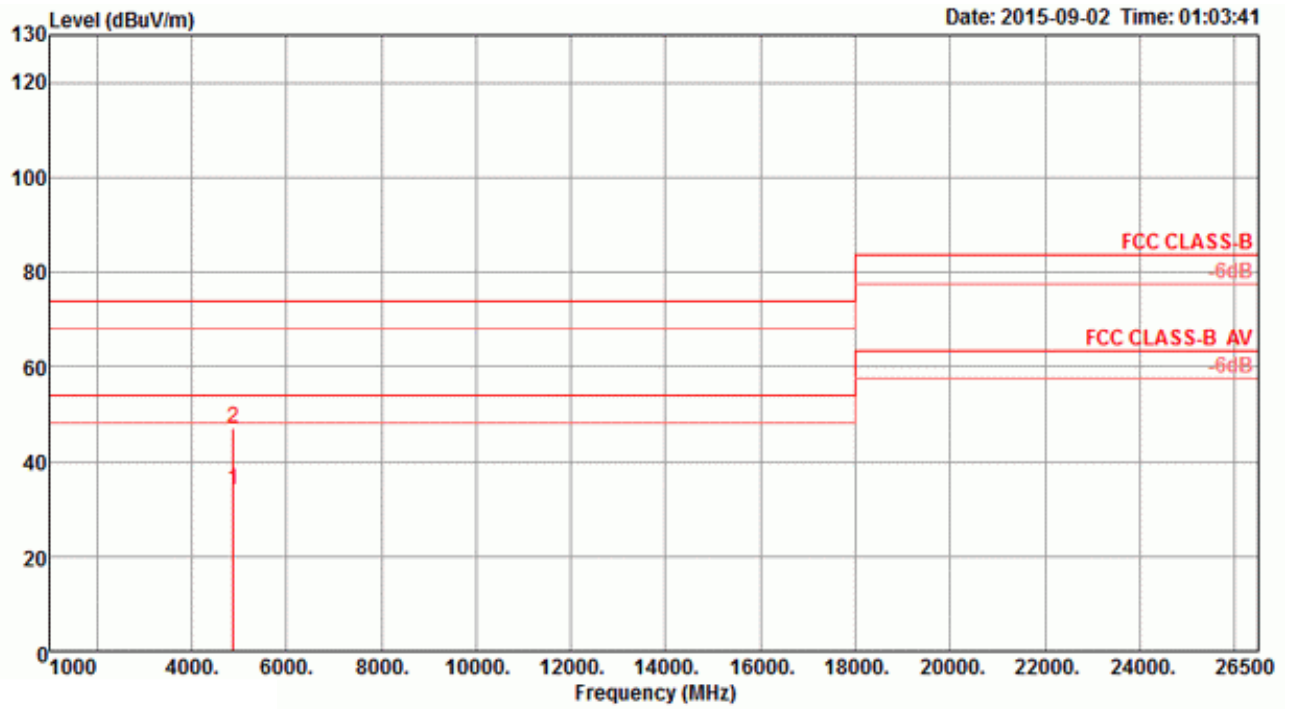
**Vertical**



	Freq	Level	Limit	Over	Read	CableAntenna	Preamp	Remark	A/Pos	T/Pos	Pol/Phase
	MHz	dBuV/m	dBuV/m	dB	dBuV	dB	dB/m	dB	cm	deg	
1	4844.04	46.26	74.00	-27.74	40.64	5.88	33.46	33.72	147	77	VERTICAL
2	4846.45	33.66	54.00	-20.34	28.03	5.88	33.46	33.71	147	77	VERTICAL

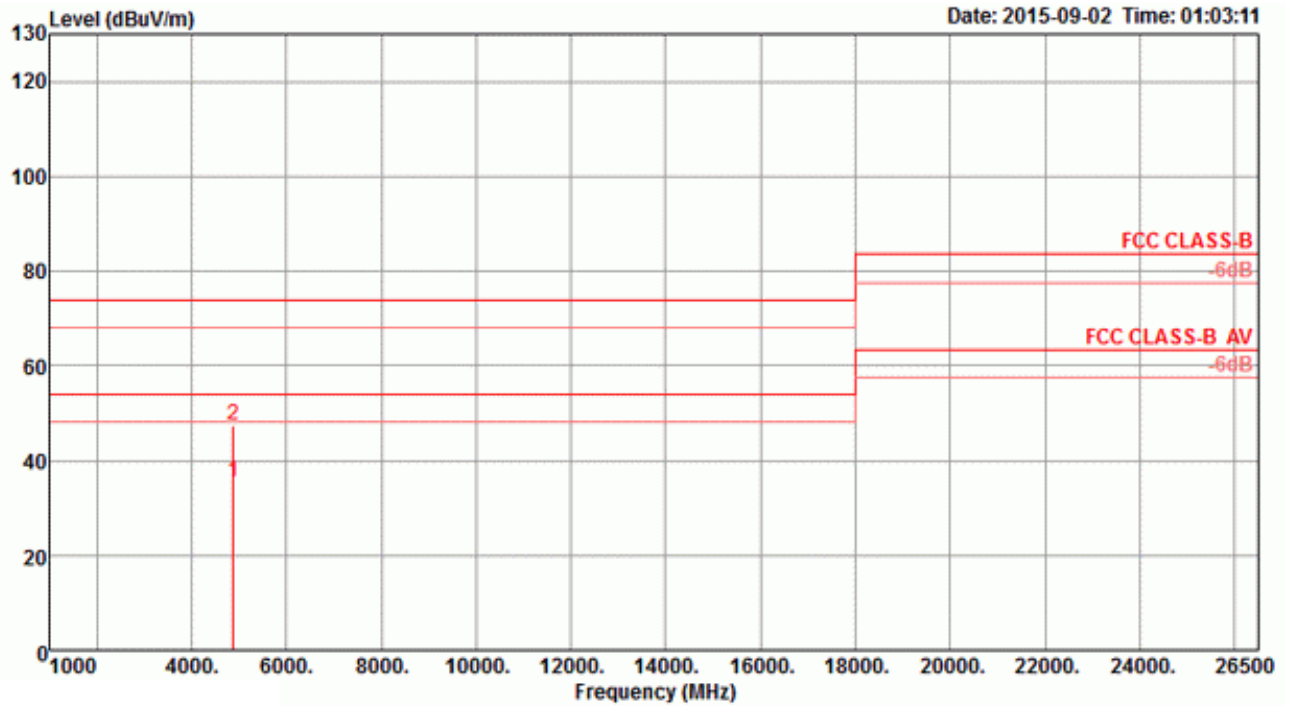
Temperature	26°C	Humidity	57%
Test Engineer	Roki Liu	Configurations	IEEE 802.11ac MCS0/Nss1 VHT40 CH 6 / Chain 9

**Horizontal**



	Freq	Level	Limit	Over	Read	CableAntenna	Preamp	Remark	A/Pos	T/Pos	Pol/Phase
	MHz	dBuV/m	dBuV/m	dB	dBuV	dB	dB/m	dB	cm	deg	
1	4871.54	34.04	54.00	-19.96	28.30	5.92	33.53	33.71	Average	160	104 HORIZONTAL
2	4873.23	46.94	74.00	-27.06	41.20	5.92	33.53	33.71	Peak	160	104 HORIZONTAL

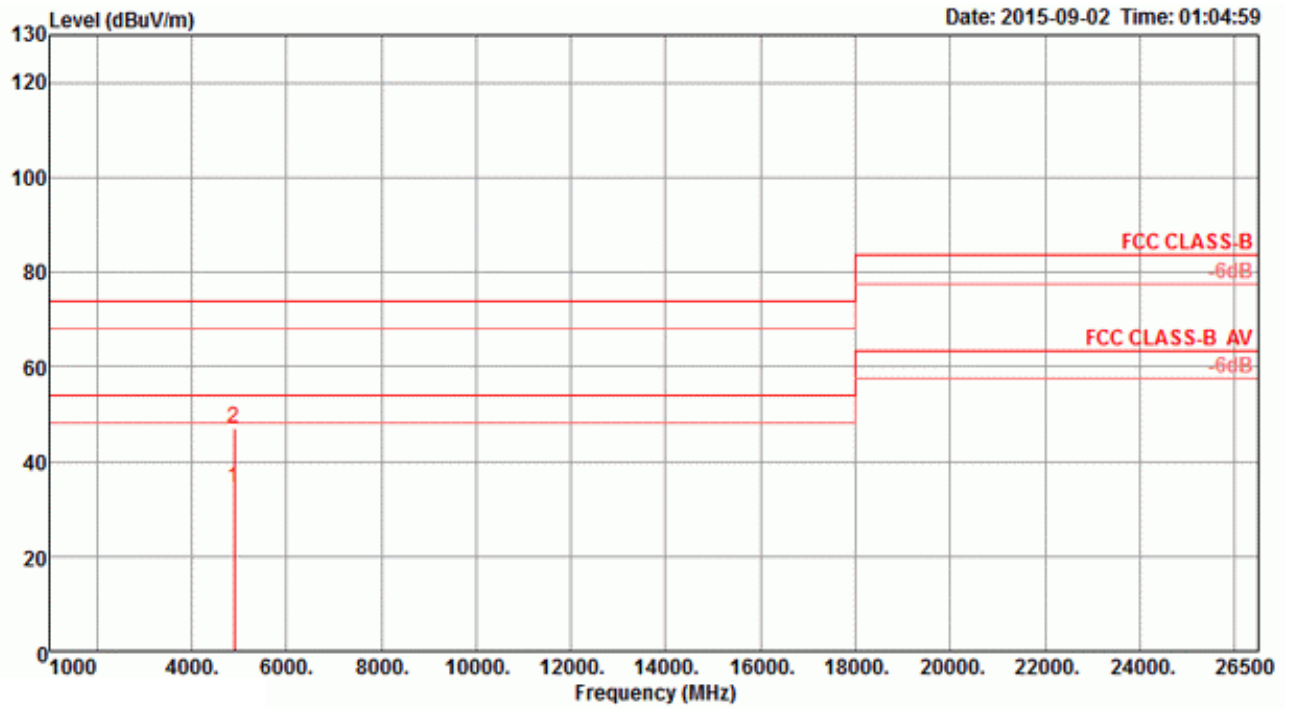
Vertical



	Freq	Level	Limit	Over	Read	CableAntenna	Preamp	Remark	A/Pos	T/Pos	Pol/Phase
	MHz	dBuV/m	dBuV/m	dB	dBuV	dB	dB/m	dB	cm	deg	
1	4873.20	35.62	54.00	-18.38	29.88	5.92	33.53	33.71	Average	172	174 VERTICAL
2	4875.56	47.59	74.00	-26.41	41.85	5.92	33.53	33.71	Peak	172	174 VERTICAL

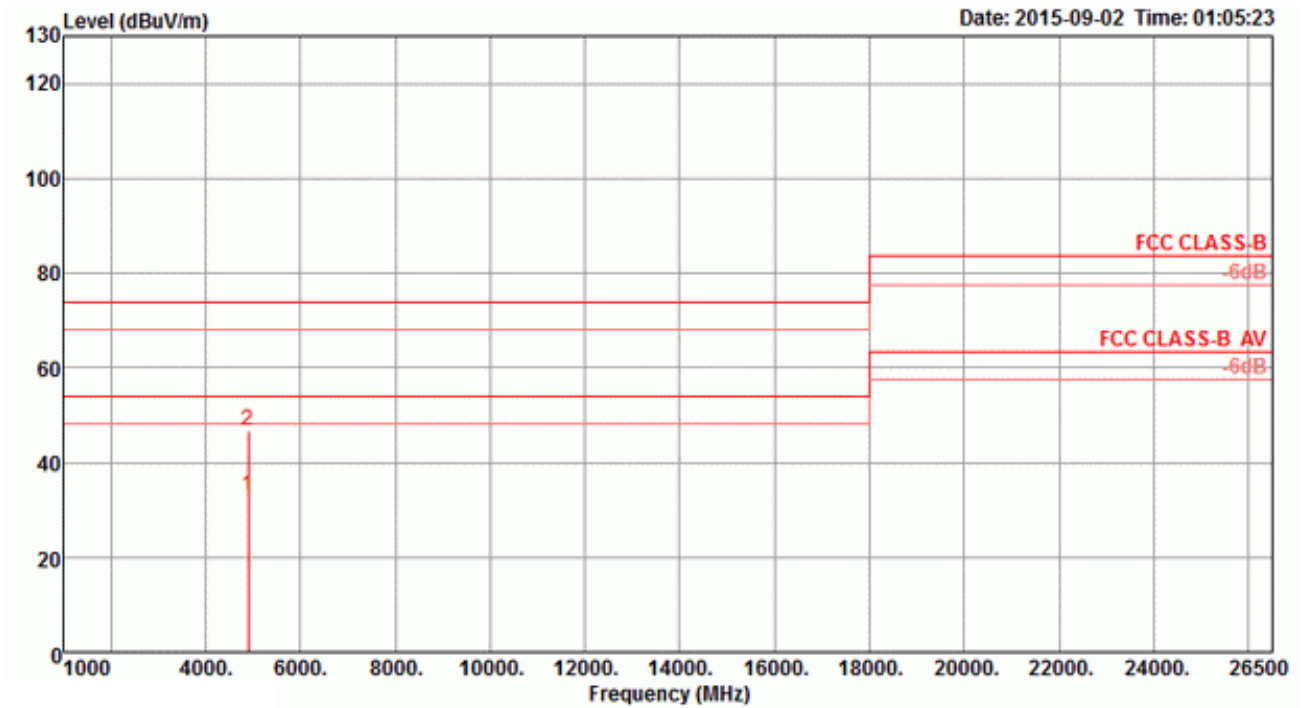
Temperature	26°C	Humidity	57%
Test Engineer	Roki Liu	Configurations	IEEE 802.11ac MCS0/Nss1 VHT40 CH 9 / Chain 9

**Horizontal**



	Freq	Level	Limit	Over	Read	CableAntenna	Preamp		A/Pos	T/Pos	Pol/Phase
	MHz	dBuV/m	dBuV/m	dB	dBuV	dB	dB/m	dB	cm	deg	
1	4903.72	34.43	54.00	-19.57	28.56	5.95	33.61	33.69	Average	150	70 HORIZONTAL
2	4905.30	47.12	74.00	-26.88	41.25	5.95	33.61	33.69	Peak	150	70 HORIZONTAL

**Vertical**



	Freq	Level	Limit	Over	Read	CableAntenna	Preamp	Remark	A/Pos	T/Pos	Pol/Phase
	MHz	dBuV/m	dBuV/m	dB	dBuV	dB	dB/m	dB	cm	deg	
1	4903.84	32.90	54.00	-21.10	27.03	5.95	33.61	33.69	155	135	VERTICAL
2	4905.39	46.80	74.00	-27.20	40.93	5.95	33.61	33.69	155	135	VERTICAL

**Note:**

The amplitude of spurious emissions that are attenuated by more than 20dB below the permissible value has no need to be reported.

Emission level (dBuV/m) = 20 log Emission level (uV/m).

Corrected Reading: Antenna Factor + Cable Loss + Read Level - Preamp Factor = Level.



## 4.6. Emissions Measurement

### 4.6.1. Limit

30dBc in any 100 kHz bandwidth outside the operating frequency band. In case the emission fall within the restricted band specified on 15.205(a), then the 15.209(a) limit in the table below has to be followed.

Frequencies (MHz)	Field Strength (micovolts/meter)	Measurement Distance (meters)
0.009~0.490	2400/F(kHz)	300
0.490~1.705	24000/F(kHz)	30
1.705~30.0	30	30
30~88	100	3
88~216	150	3
216~960	200	3
Above 960	500	3

### 4.6.2. Measuring Instruments and Setting

Please refer to section 5 of equipments list in this report. The following table is the setting of the spectrum analyzer.

Spectrum Parameter	Setting
Attenuation	Auto
Span Frequency	100 MHz
RBW / VBW (Emission in restricted band)	1 MHz / 3MHz for Peak, 1 MHz / 1/T for Average
RBW / VBW (30dBc in any 100 kHz bandwidth emission)	100 kHz / 300 kHz for Peak

### 4.6.3. Test Procedures

For Radiated band edges Measurement:

1. The test procedure is the same as section 4.5.3.

For Radiated Out of Band Emission Measurement:

1. Test was performed in accordance with **KDB558074 D01 v03r04** for Performing Compliance Measurements on Digital Transmission Systems (DTS) Operating Under §15.247 section 10.1 Unwanted Emissions into Non-Restricted Frequency Bands Measurement Procedure

#### 4.6.4. Test Setup Layout

For Radiated band edges Measurement:

This test setup layout is the same as that shown in section 4.5.4.

For Radiated Out of Band Emission Measurement:

This test setup layout is the same as that shown in section 4.5.4.

#### 4.6.5. Test Deviation

There is no deviation with the original standard.

#### 4.6.6. EUT Operation during Test

**<For Non-Beamforming Mode>**

The EUT was programmed to be in continuously transmitting mode.

**<For Beamforming Mode>**

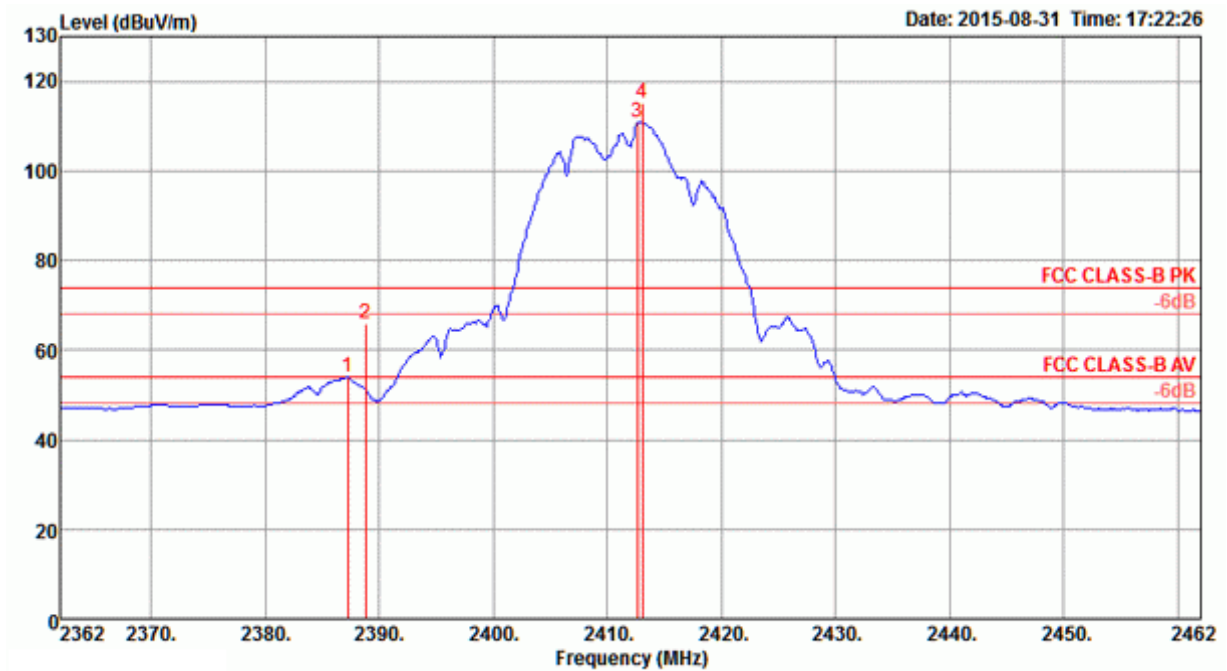
The EUT was programmed to be in beamforming transmitting mode.

#### 4.6.7. Test Result of Band Edge and Fundamental Emissions

<For Radio 1 Non-beamforming Mode>

Temperature	26°C	Humidity	57%
Test Engineer	Roki Liu	Configurations	IEEE 802.11b CH 1, 6, 11 / Chain 1 + Chain 2 + Chain 3 + Chain 4

##### Channel 1

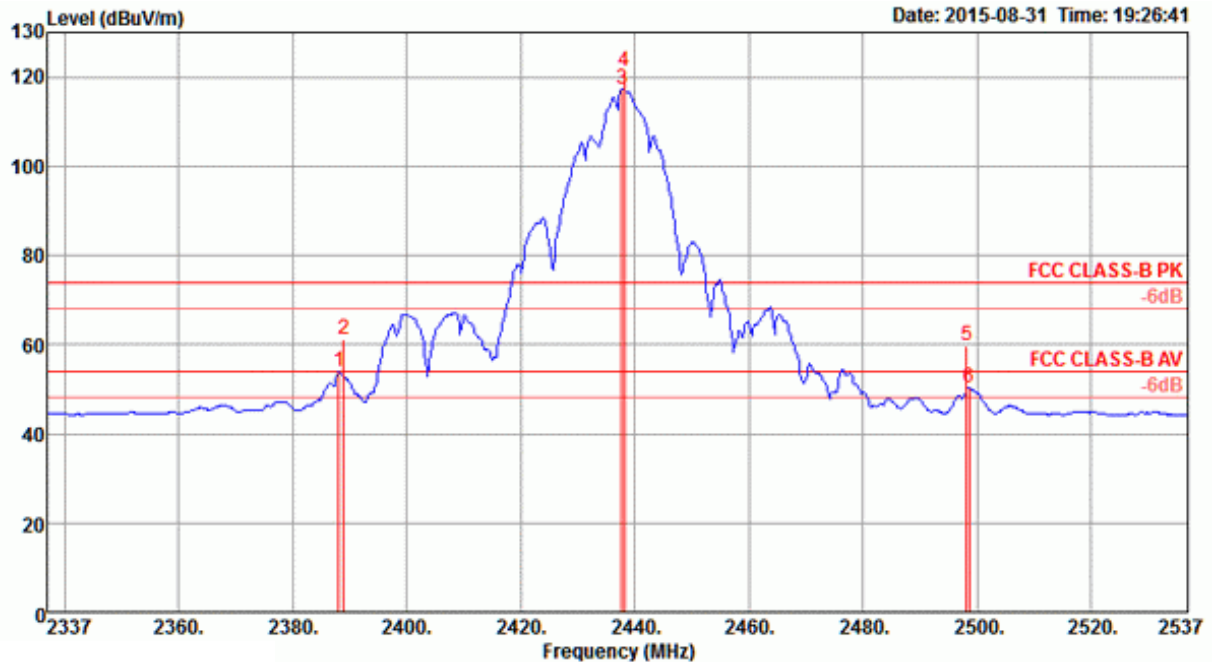


	Freq	Level	Limit Line	Over Limit	Read Level	CableAntenna Loss	Preamp Factor	T/Pos	A/Pos	Remark	Pol/Phase
	MHz	dBuV/m	dBuV/m	dB	dBuV	dB	dB/m	dB	deg	cm	
1	2387.20	53.81	54.00	-0.19	22.81	2.86	28.14	0.00	307	191 Average	HORIZONTAL
2	2388.80	66.08	74.00	-7.92	35.08	2.86	28.14	0.00	307	191 Peak	HORIZONTAL
3	2412.60	110.89			79.90	2.87	28.12	0.00	307	191 Average	HORIZONTAL
4	2413.00	115.01			84.02	2.87	28.12	0.00	307	191 Peak	HORIZONTAL

Item 3, 4 are the fundamental frequency at 2412 MHz.

Note: Both antenna polarizations have been tested and only the worst case was recorded in test report.

Channel 6

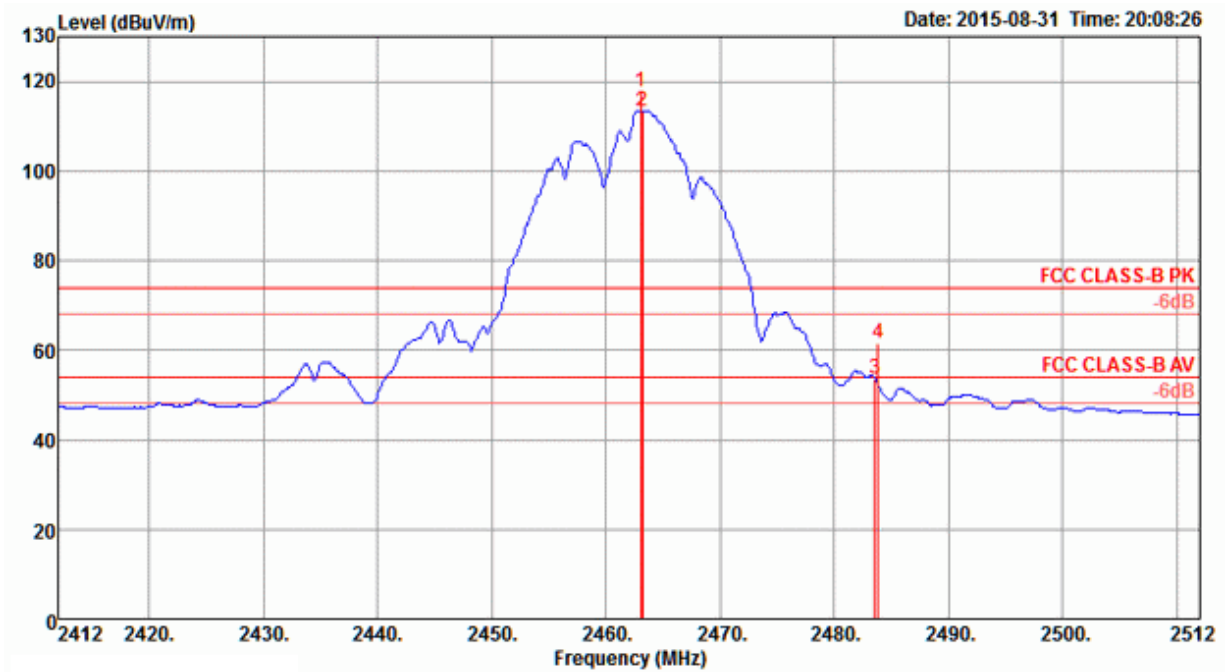


	Freq	Level	Limit	Over	Read	Cable	Antenna	Preamp	T/Pos	A/Pos	Remark	Pol/Phase
	MHz	dBuV/m	dBuV/m	dB	dBuV	dB	dB/m	dB	deg	cm		
1	2388.20	53.97	54.00	-0.03	22.97	2.86	28.14	0.00	318	279	Average	HORIZONTAL
2	2389.00	61.21	74.00	-12.79	30.21	2.86	28.14	0.00	318	279	Peak	HORIZONTAL
3	2437.80	117.27			86.31	2.89	28.07	0.00	318	279	Average	HORIZONTAL
4	2438.20	121.39			90.43	2.89	28.07	0.00	318	279	Peak	HORIZONTAL
5	2498.20	59.74	74.00	-14.26	28.82	2.92	28.00	0.00	318	279	Peak	HORIZONTAL
6	2498.60	50.39	54.00	-3.61	19.47	2.92	28.00	0.00	318	279	Average	HORIZONTAL

Item 3, 4 are the fundamental frequency at 2437 MHz.

Note: Both antenna polarizations have been tested and only the worst case was recorded in test report.

Channel 11



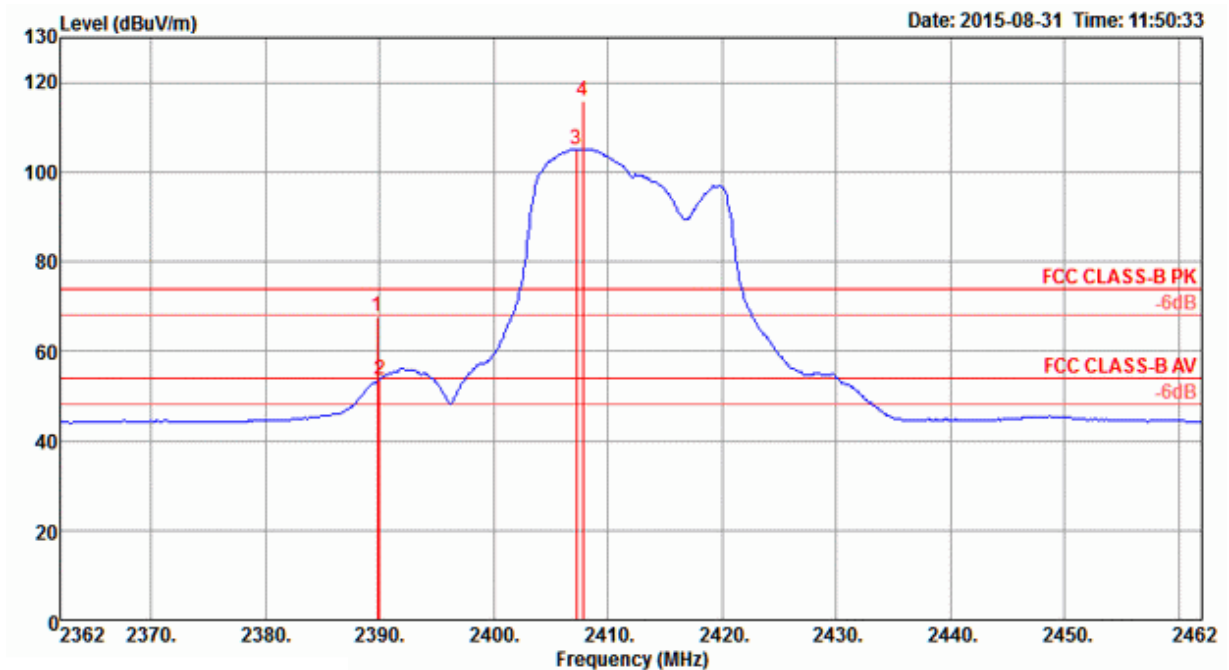
	Freq	Level	Limit	Over	Read	CableAntenna	Preamp	T/Pos	A/Pos	Remark	Pol/Phase
	MHz	dBuV/m	dBuV/m	dB	dBuV	dB	dB/m	dB	deg	cm	
1	2463.00	117.52			86.57	2.90	28.05	0.00	291	222 Peak	HORIZONTAL
2	2463.20	113.48			82.53	2.90	28.05	0.00	291	222 Average	HORIZONTAL
3	2483.50	53.73	54.00	-0.27	22.80	2.91	28.02	0.00	291	222 Average	HORIZONTAL
4	2483.80	61.60	74.00	-12.40	30.67	2.91	28.02	0.00	291	222 Peak	HORIZONTAL

Item 1, 2 are the fundamental frequency at 2462 MHz.

Note: Both antenna polarizations have been tested and only the worst case was recorded in test report.

Temperature	26°C	Humidity	57%
Test Engineer	Roki Liu	Configurations	IEEE 802.11g CH 1, 6, 11 / Chain 1 + Chain 2 + Chain 3 + Chain 4

Channel 1

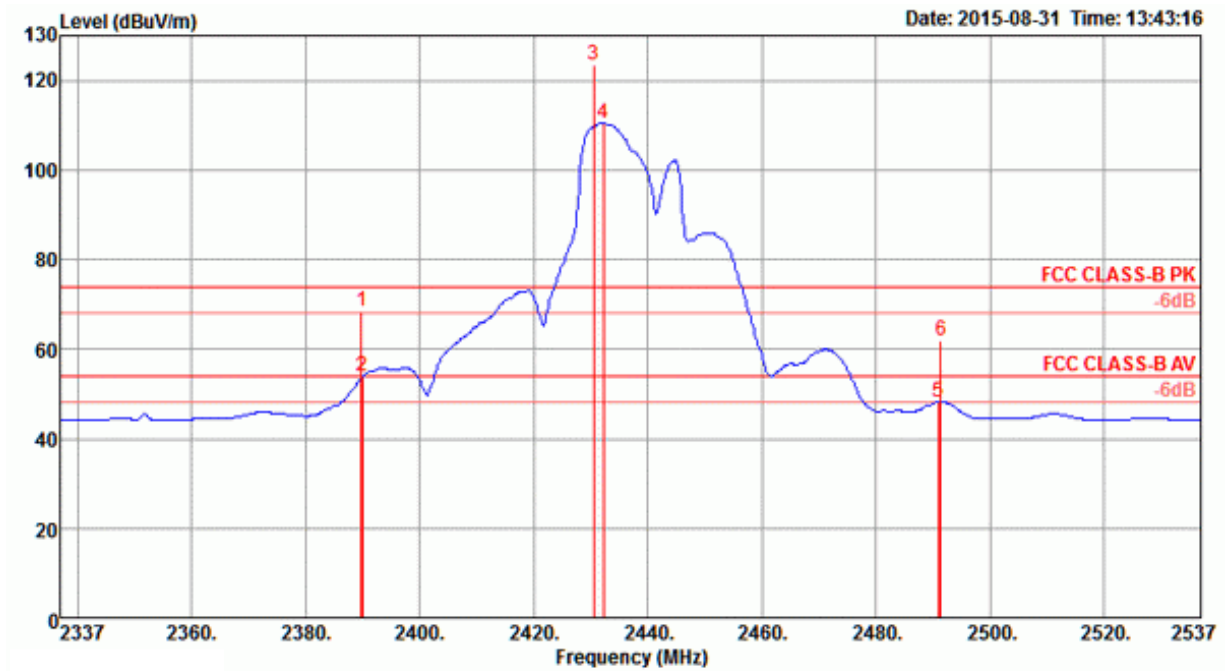


	Freq	Level	Limit	Over	Read	Cable	Antenna	Preamp	T/Pos	A/Pos	Remark	Pol/Phase
	MHz	dBuV/m	dBuV/m	dB	dBuV	dB	dB/m	dB	deg	cm		
1	2389.80	67.57	74.00	-6.43	36.57	2.86	28.14	0.00	40	255	Peak	HORIZONTAL
2	2390.00	53.77	54.00	-0.23	22.77	2.86	28.14	0.00	40	255	Average	HORIZONTAL
3	2407.20	105.07			74.08	2.87	28.12	0.00	40	255	Average	HORIZONTAL
4	2407.80	115.83			84.84	2.87	28.12	0.00	40	255	Peak	HORIZONTAL

Item 3, 4 are the fundamental frequency at 2412 MHz.

Note: Both antenna polarizations have been tested and only the worst case was recorded in test report.

Channel 6

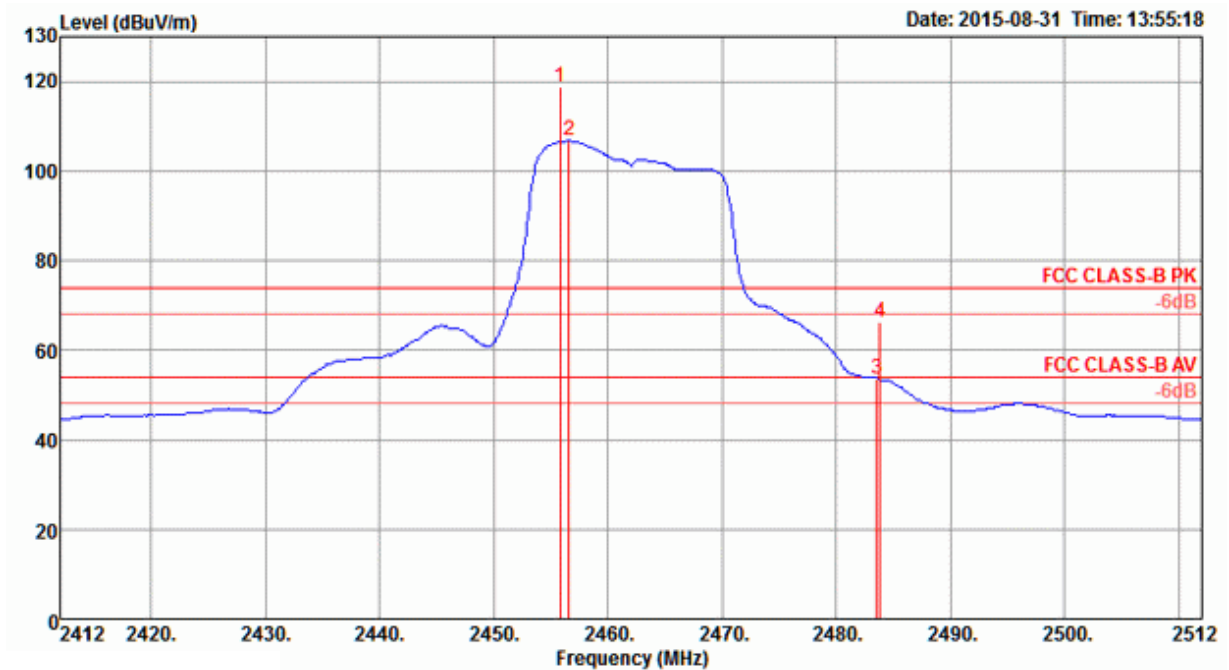


	Freq	Level	Limit	Over	Read	CableAntenna	Preamp	T/Pos	A/Pos	Remark	Pol/Phase
	MHz	dBuV/m	dBuV/m	dB	dBuV	dB	dB/m	dB	deg	cm	
1	2389.80	68.32	74.00	-5.68	37.32	2.86	28.14	0.00	42	275 Peak	HORIZONTAL
2	2390.00	53.90	54.00	-0.10	22.90	2.86	28.14	0.00	42	275 Average	HORIZONTAL
3	2430.60	123.52			92.54	2.88	28.10	0.00	42	275 Peak	HORIZONTAL
4	2432.20	110.55			79.57	2.88	28.10	0.00	42	275 Average	HORIZONTAL
5	2491.00	48.15	54.00	-5.85	17.23	2.92	28.00	0.00	42	275 Average	HORIZONTAL
6	2491.40	61.84	74.00	-12.16	30.92	2.92	28.00	0.00	42	275 Peak	HORIZONTAL

Item 3, 4 are the fundamental frequency at 2437 MHz.

Note: Both antenna polarizations have been tested and only the worst case was recorded in test report.

Channel 11



	Freq	Level	Limit	Over	Read	Cable	Antenna	Preamp	T/Pos	A/Pos	Remark	Pol/Phase
	MHz	dBuV/m	dBuV/m	dB	dBuV	dB	dB/m	dB	deg	cm		
1	2455.80	118.90			87.95	2.90	28.05	0.00	47	225	Peak	HORIZONTAL
2	2456.60	106.69			75.74	2.90	28.05	0.00	47	225	Average	HORIZONTAL
3	2483.50	53.65	54.00	-0.35	22.72	2.91	28.02	0.00	47	225	Average	HORIZONTAL
4	2483.80	66.09	74.00	-7.91	35.16	2.91	28.02	0.00	47	225	Peak	HORIZONTAL

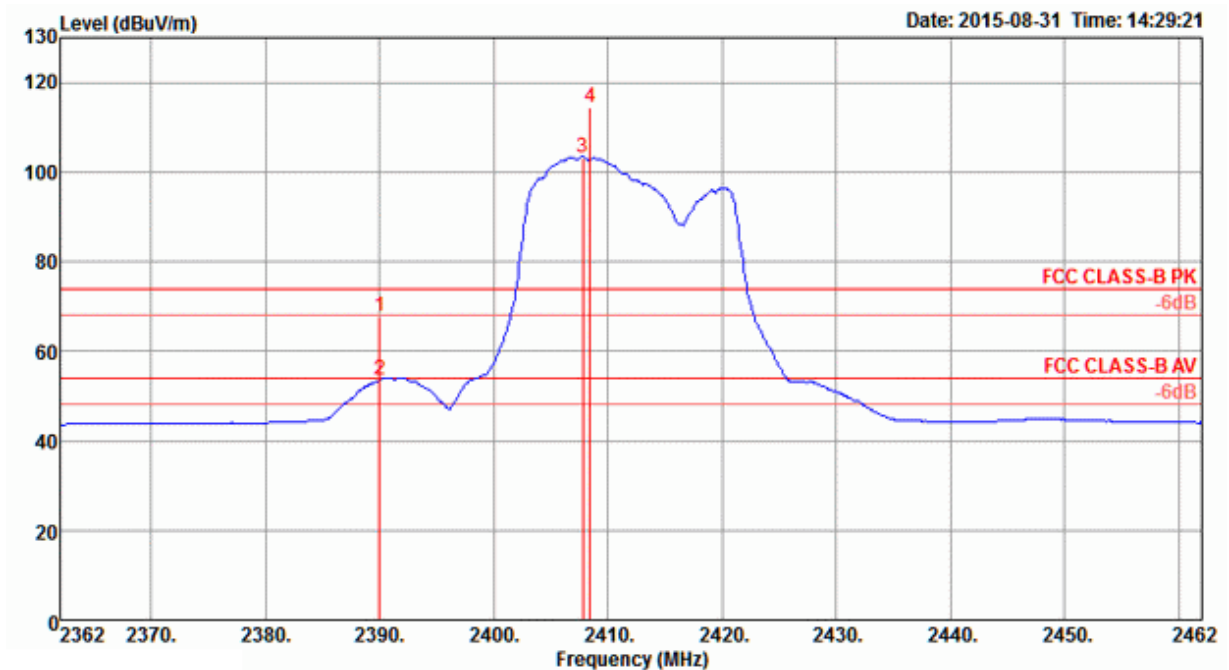
Item 1, 2 are the fundamental frequency at 2462 MHz.

Note: Both antenna polarizations have been tested and only the worst case was recorded in test report.



<b>Temperature</b>	26°C	<b>Humidity</b>	57%
<b>Test Engineer</b>	Roki Liu	<b>Configurations</b>	IEEE 802. 11ac MCS0/Nss1 VHT20 CH 1, 6, 11 / Chain 1 + Chain 2 + Chain 3 + Chain 4

**Channel 1**

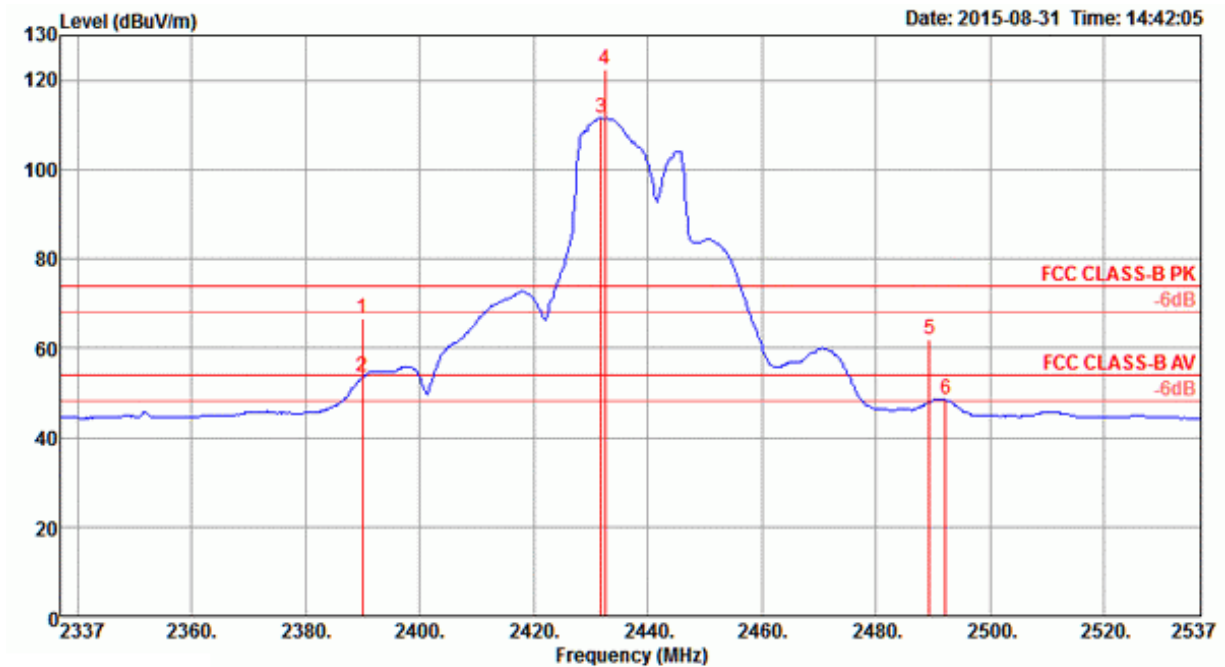


	Freq	Level	Limit	Over	Read	Cable	Antenna	Preamp	T/Pos	A/Pos	Remark	Pol/Phase
	MHz	dBuV/m	dBuV/m	dB	dBuV	dB	dB/m	dB	deg	cm		
1	2390.00	67.61	74.00	-6.39	36.61	2.86	28.14	0.00	40	250	Peak	HORIZONTAL
2	2390.00	53.54	54.00	-0.46	22.54	2.86	28.14	0.00	40	250	Average	HORIZONTAL
3	2407.80	103.36			72.37	2.87	28.12	0.00	40	250	Average	HORIZONTAL
4	2408.40	114.57			83.58	2.87	28.12	0.00	40	250	Peak	HORIZONTAL

Item 3, 4 are the fundamental frequency at 2412 MHz.

Note: Both antenna polarizations have been tested and only the worst case was recorded in test report.

Channel 6

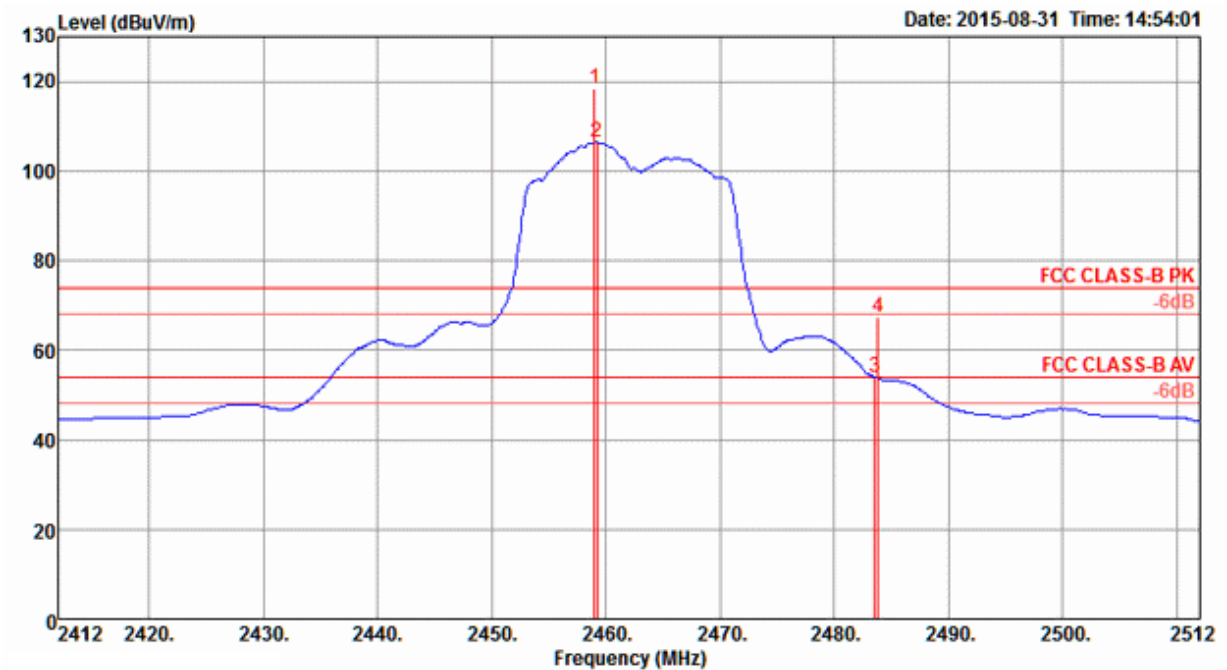


	Freq	Level	Limit	Over	Read	Cable	Antenna	Preamp	T/Pos	A/Pos	Remark	Pol/Phase
	MHz	dBuV/m	dBuV/m	dB	dBuV	dB	dB/m	dB	deg	cm		
1	2390.00	66.81	74.00	-7.19	35.81	2.86	28.14	0.00	45	273	Peak	HORIZONTAL
2	2390.00	53.59	54.00	-0.41	22.59	2.86	28.14	0.00	45	273	Average	HORIZONTAL
3	2431.80	111.63			80.65	2.88	28.10	0.00	45	273	Average	HORIZONTAL
4	2432.60	122.30			91.32	2.88	28.10	0.00	45	273	Peak	HORIZONTAL
5	2489.40	62.06	74.00	-11.94	31.14	2.92	28.00	0.00	45	273	Peak	HORIZONTAL
6	2492.20	48.44	54.00	-5.56	17.52	2.92	28.00	0.00	45	273	Average	HORIZONTAL

Item 3, 4 are the fundamental frequency at 2437 MHz.

Note: Both antenna polarizations have been tested and only the worst case was recorded in test report.

Channel 11



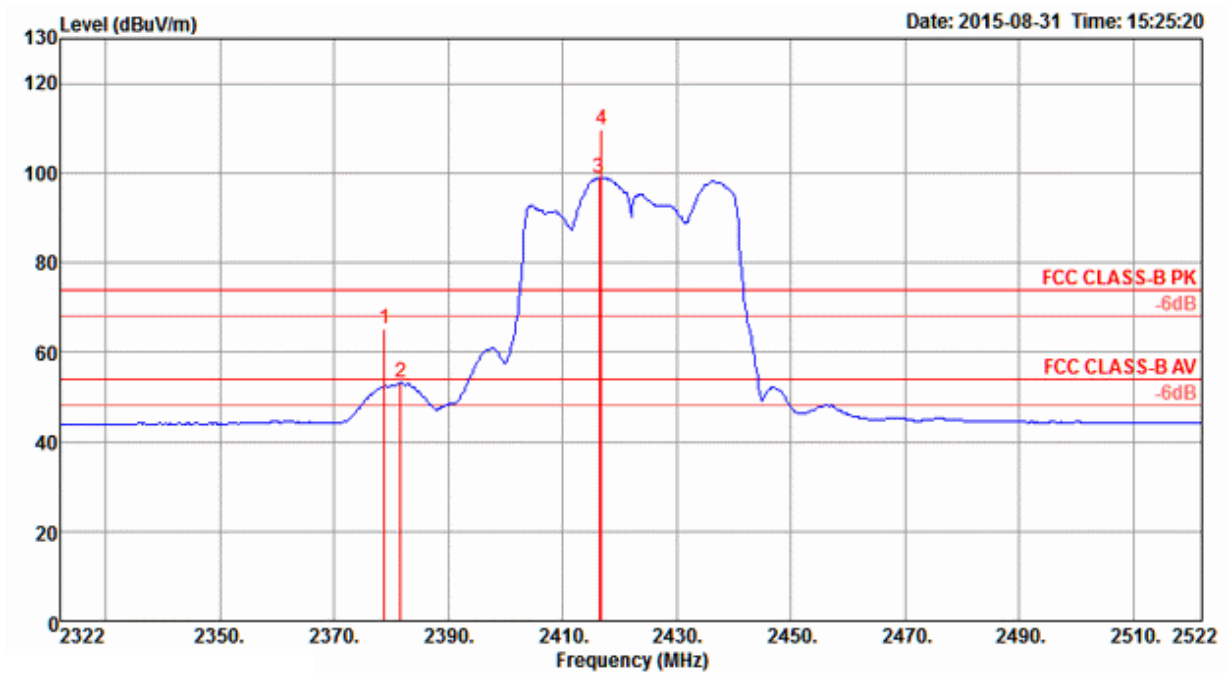
	Freq	Level	Limit	Over	Read	CableAntenna	Preamp	T/Pos	A/Pos	Remark	Pol/Phase
	MHz	dBuV/m	dBuV/m	dB	dBuV	dB	dB/m	dB	deg	cm	
1	2459.00	118.58			87.63	2.90	28.05	0.00	305	203 Peak	HORIZONTAL
2	2459.20	106.34			75.39	2.90	28.05	0.00	305	203 Average	HORIZONTAL
3	2483.50	53.92	54.00	-0.08	22.99	2.91	28.02	0.00	305	203 Average	HORIZONTAL
4	2483.80	67.27	74.00	-6.73	36.34	2.91	28.02	0.00	305	203 Peak	HORIZONTAL

Item 1, 2 are the fundamental frequency at 2462 MHz.

Note: Both antenna polarizations have been tested and only the worst case was recorded in test report.

<b>Temperature</b>	26°C	<b>Humidity</b>	57%
<b>Test Engineer</b>	Roki Liu	<b>Configurations</b>	IEEE 802. 11ac MCS0/Nss1 VHT40 CH 3, 6, 9 / Chain 1 + Chain 2 + Chain 3 + Chain 4

**Channel 3**

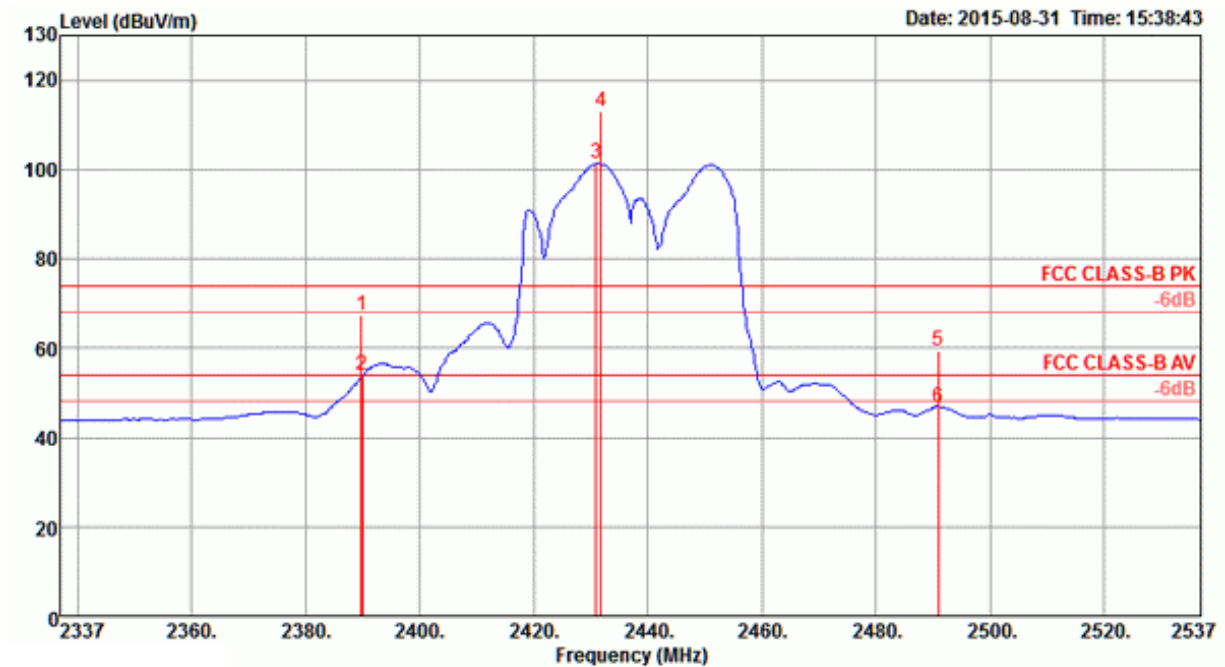


	Freq	Level	Limit	Over	Read	Cable	Antenna	Preamp	T/Pos	A/Pos	Remark	Pol/Phase
	MHz	dBuV/m	dBuV/m	dB	dBuV	dB	dB/m	dB	deg	cm		
1	2378.80	65.05	74.00	-8.95	34.03	2.85	28.17	0.00	46	224	Peak	HORIZONTAL
2	2381.60	53.11	54.00	-0.89	22.09	2.85	28.17	0.00	46	224	Average	HORIZONTAL
3	2416.40	99.01			68.02	2.87	28.12	0.00	46	224	Average	HORIZONTAL
4	2416.80	109.84			78.85	2.87	28.12	0.00	46	224	Peak	HORIZONTAL

Item 3, 4 are the fundamental frequency at 2422 MHz.

Note: Both antenna polarizations have been tested and only the worst case was recorded in test report.

Channel 6

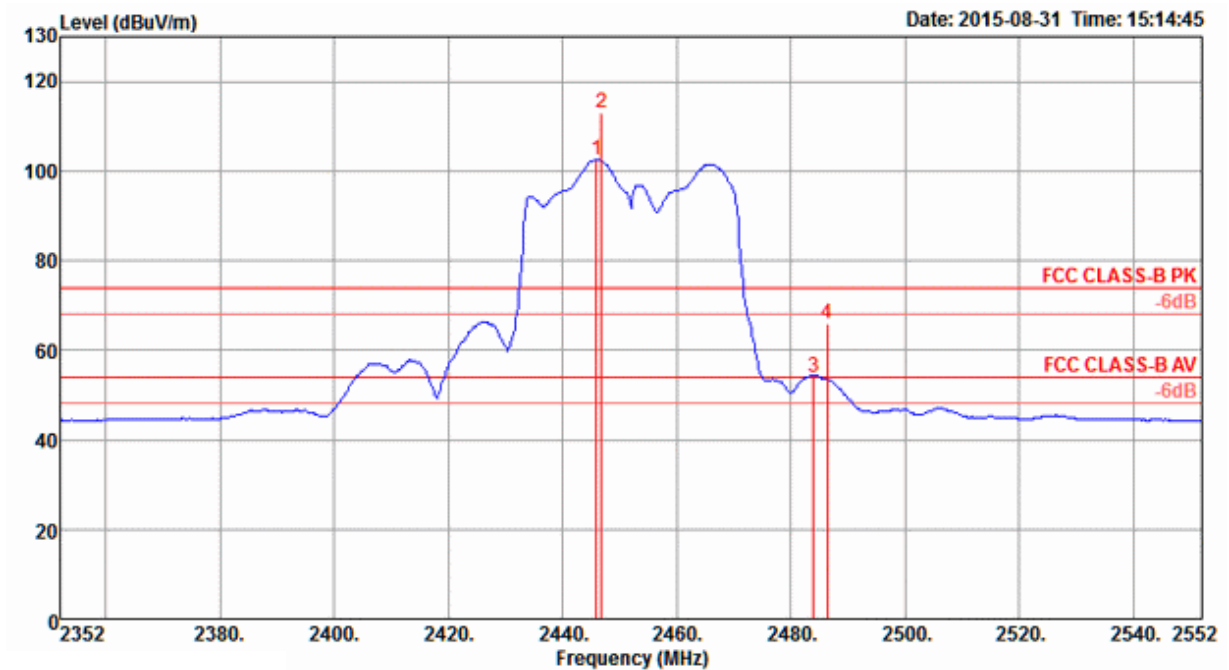


	Freq	Level	Limit	Over	Read	CableAntenna	Preamp	T/Pos	A/Pos	Remark	Pol/Phase
	MHz	dBuV/m	dBuV/m	dB	dBuV	dB	dB/m	dB	deg	cm	
1	2389.80	67.30	74.00	-6.70	36.30	2.86	28.14	0.00	58	276 Peak	HORIZONTAL
2	2390.00	53.86	54.00	-0.14	22.86	2.86	28.14	0.00	58	276 Average	HORIZONTAL
3	2431.00	101.54			70.56	2.88	28.10	0.00	58	276 Average	HORIZONTAL
4	2431.80	113.02			82.04	2.88	28.10	0.00	58	276 Peak	HORIZONTAL
5	2491.00	59.38	74.00	-14.62	28.46	2.92	28.00	0.00	58	276 Peak	HORIZONTAL
6	2491.00	46.89	54.00	-7.11	15.97	2.92	28.00	0.00	58	276 Average	HORIZONTAL

Item 3, 4 are the fundamental frequency at 2437 MHz.

Note: Both antenna polarizations have been tested and only the worst case was recorded in test report.

Channel 9



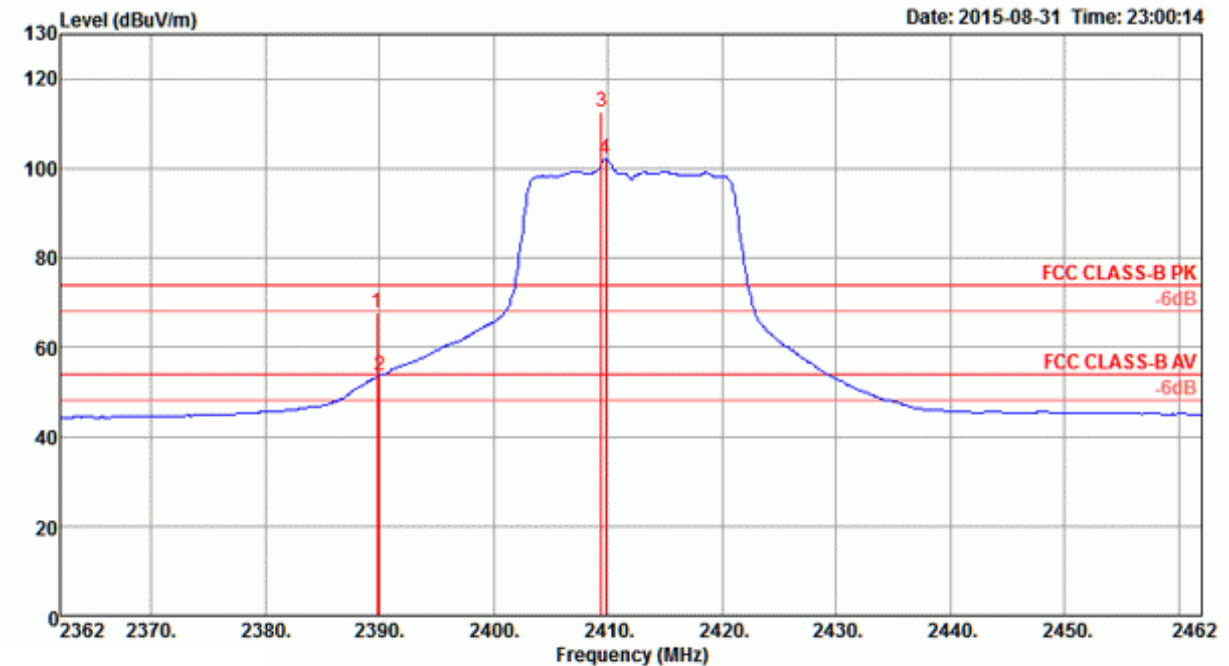
	Freq	Level	Limit	Over	Read	Cable	Antenna	Preamp	T/Pos	A/Pos	Remark	Pol/Phase
	MHz	dBuV/m	dBuV/m	dB	dBuV	dB	dB/m	dB	deg	cm		
1	2446.00	102.63			71.67	2.89	28.07	0.00	54	254	Average	HORIZONTAL
2	2446.80	113.08			82.12	2.89	28.07	0.00	54	254	Peak	HORIZONTAL
3	2484.00	53.93	54.00	-0.07	23.00	2.91	28.02	0.00	54	254	Average	HORIZONTAL
4	2486.40	65.82	74.00	-8.18	34.89	2.91	28.02	0.00	54	254	Peak	HORIZONTAL

Item 1, 2 are the fundamental frequency at 2452 MHz.

Note: Both antenna polarizations have been tested and only the worst case was recorded in test report.

Temperature	26°C	Humidity	57%
Test Engineer	Roki Liu	Configurations	IEEE 802. 11ac MCS0/Nss4 VHT20 CH 1, 6, 11 / Chain 1 + Chain 2 + Chain 3 + Chain 4

Channel 1

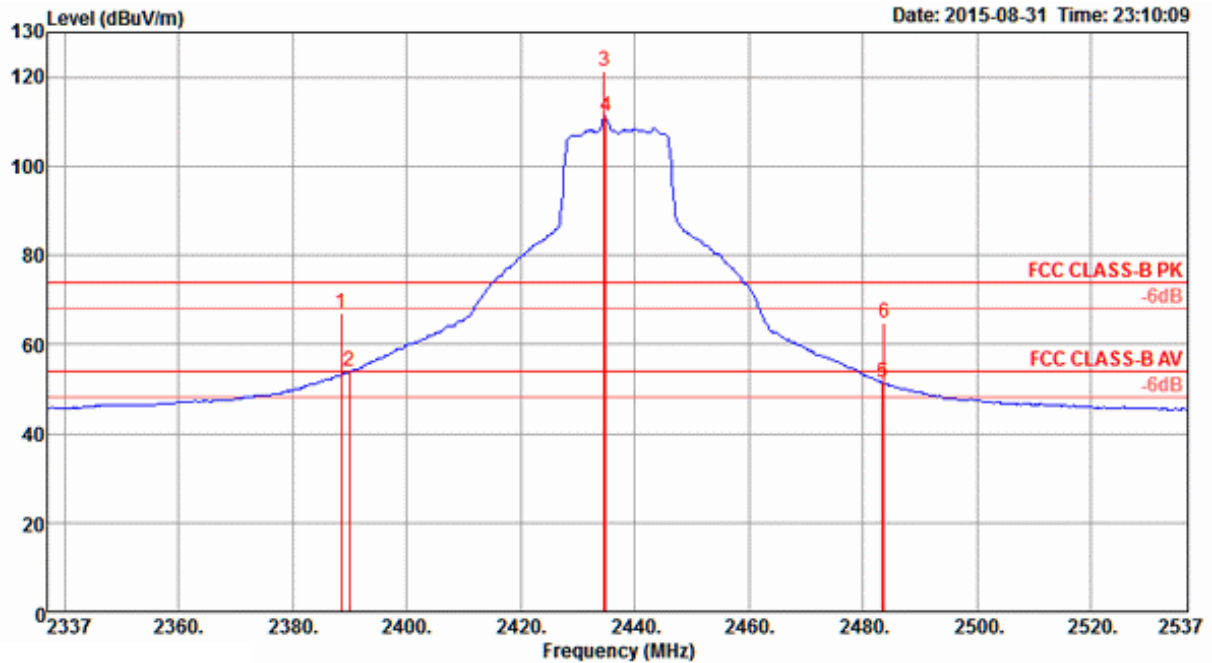


	Freq	Level	Limit	Over	Read	Cable	Antenna	Preamp	T/Pos	A/Pos	Remark	Pol/Phase
	MHz	dBuV/m	dBuV/m	dB	dBuV	dB	dB/m	dB	deg	cm		
1	2389.80	67.53	74.00	-6.47	36.53	2.86	28.14	0.00	48	156	Peak	HORIZONTAL
2	2390.00	53.74	54.00	-0.26	22.74	2.86	28.14	0.00	48	156	Average	HORIZONTAL
3	2409.40	112.75			81.76	2.87	28.12	0.00	48	156	Peak	HORIZONTAL
4	2409.80	102.19			71.20	2.87	28.12	0.00	48	156	Average	HORIZONTAL

Item 3, 4 are the fundamental frequency at 2412 MHz.

Note: Both antenna polarizations have been tested and only the worst case was recorded in test report.

Channel 6



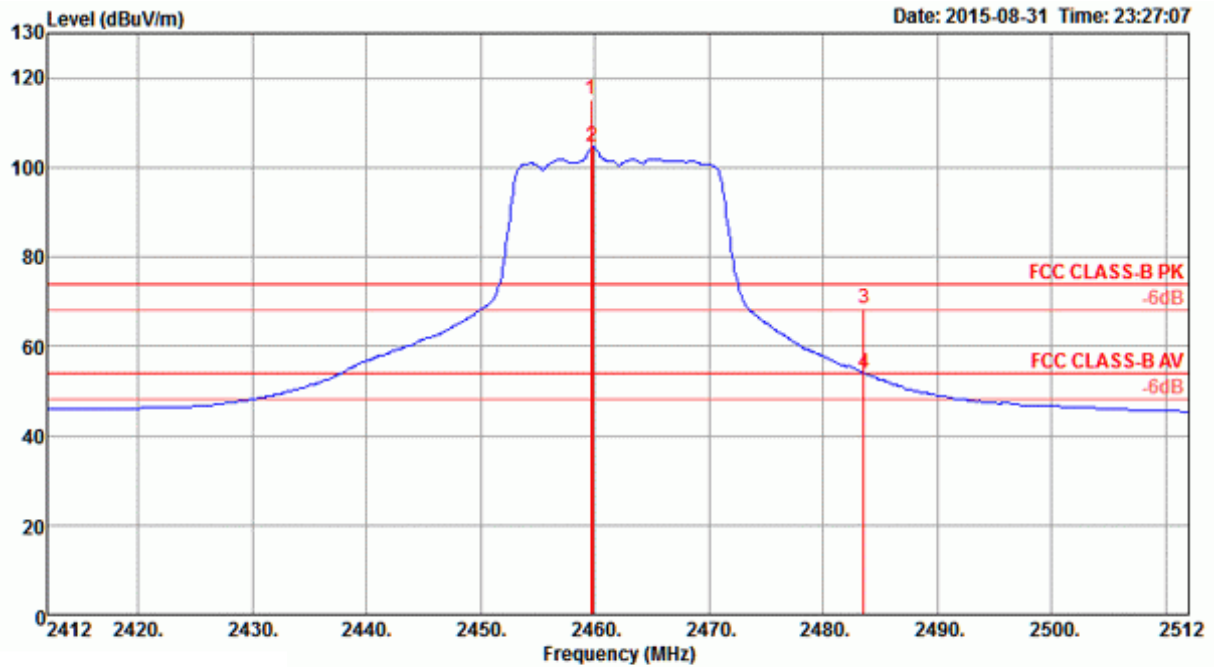
	Freq	Level	Limit	Over	Read	Cable	Antenna	Preamp	T/Pos	A/Pos	Remark	Pol/Phase
	MHz	dBuV/m	dBuV/m	dB	dBuV	dB	dB/m	dB	deg	cm		
1	2388.60	67.02	74.00	-6.98	36.02	2.86	28.14	0.00	56	178	Peak	HORIZONTAL
2	2390.00	53.81	54.00	-0.19	22.81	2.86	28.14	0.00	56	178	Average	HORIZONTAL
3	2434.60	121.25			90.27	2.88	28.10	0.00	56	178	Peak	HORIZONTAL
4	2435.00	111.28			80.30	2.88	28.10	0.00	56	178	Average	HORIZONTAL
5	2483.50	51.39	54.00	-2.61	20.46	2.91	28.02	0.00	56	178	Average	HORIZONTAL
6	2483.80	64.97	74.00	-9.03	34.04	2.91	28.02	0.00	56	178	Peak	HORIZONTAL

Item 3, 4 are the fundamental frequency at 2437 MHz.

Note: Both antenna polarizations have been tested and only the worst case was recorded in test report.



Channel 11



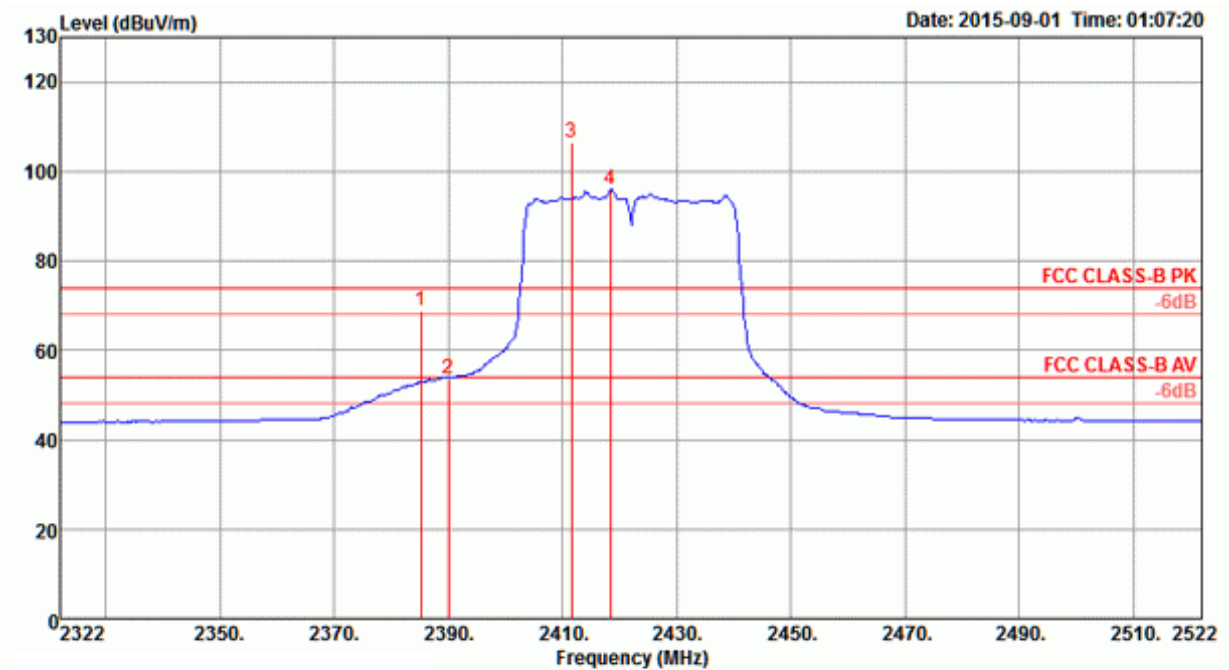
	Freq	Level	Limit	Over	Read	Cable	Antenna	Preamp	T/Pos	A/Pos	Remark	Pol/Phase
	MHz	dBuV/m	dBuV/m	dB	dBuV	dB	dB/m	dB	deg	cm		
1	2459.60	115.33			84.38	2.90	28.05	0.00	48	212	Peak	HORIZONTAL
2	2459.80	104.67			73.72	2.90	28.05	0.00	48	212	Average	HORIZONTAL
3	2483.50	68.58	74.00	-5.42	37.65	2.91	28.02	0.00	48	212	Peak	HORIZONTAL
4	2483.50	53.80	54.00	-0.20	22.87	2.91	28.02	0.00	48	212	Average	HORIZONTAL

Item 1, 2 are the fundamental frequency at 2462 MHz.

Note: Both antenna polarizations have been tested and only the worst case was recorded in test report.

<b>Temperature</b>	26°C	<b>Humidity</b>	57%
<b>Test Engineer</b>	Roki Liu	<b>Configurations</b>	IEEE 802.11ac MCS0/Nss4 VHT40 CH 3, 6, 9 / Chain 1 + Chain 2 + Chain 3 + Chain 4

**Channel 3**

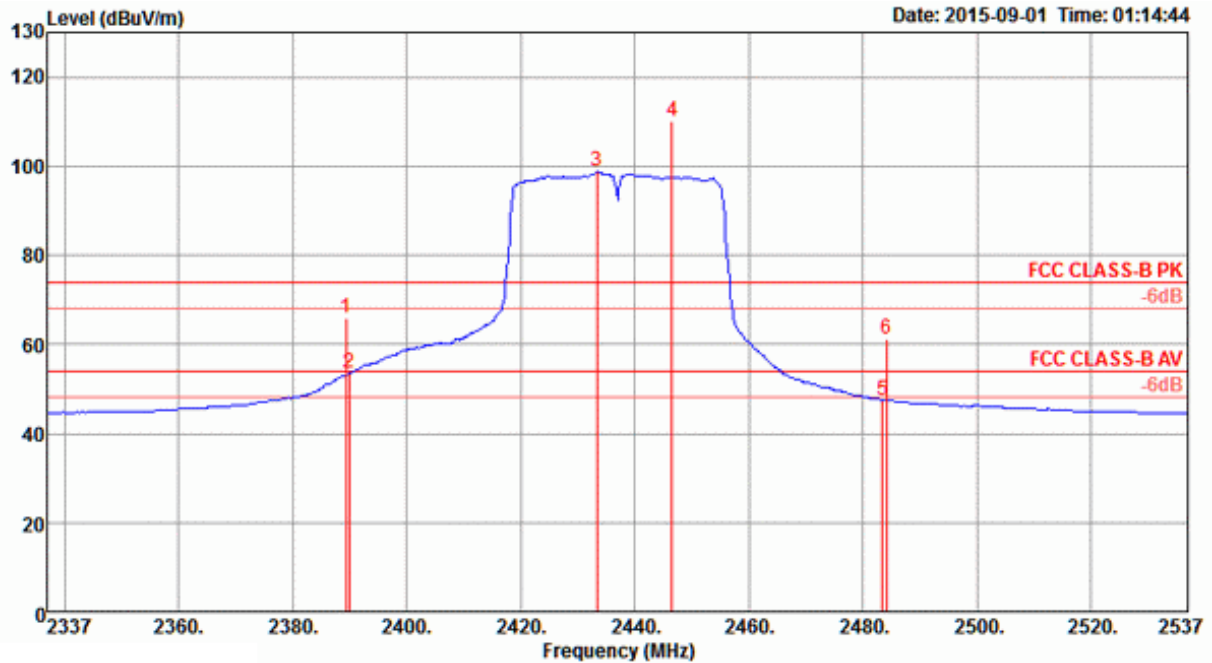


	Freq	Level	Limit	Over	Read	Cable	Antenna	Preamp	T/Pos	A/Pos	Remark	Pol/Phase
	MHz	dBuV/m	dBuV/m	dB	dBuV	dB	dB/m	dB	deg	cm		
1	2385.20	68.86	74.00	-5.14	37.84	2.85	28.17	0.00	302	147	Peak	HORIZONTAL
2	2390.00	53.77	54.00	-0.23	22.77	2.86	28.14	0.00	302	147	Average	HORIZONTAL
3	2411.60	106.46			75.47	2.87	28.12	0.00	302	147	Peak	HORIZONTAL
4	2418.40	96.01			65.02	2.87	28.12	0.00	302	147	Average	HORIZONTAL

Item 3, 4 are the fundamental frequency at 2422 MHz.

Note: Both antenna polarizations have been tested and only the worst case was recorded in test report.

Channel 6

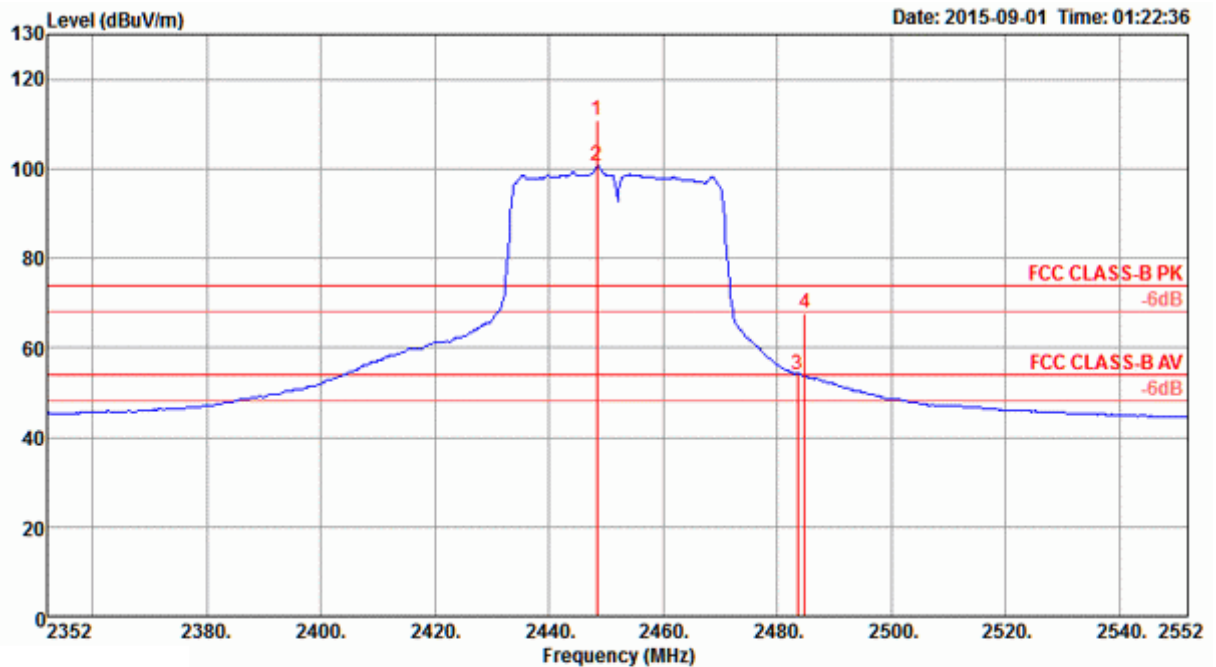


	Freq	Level	Limit	Over	Read	Cable	Antenna	Preamp	T/Pos	A/Pos	Remark	Pol/Phase
	MHz	dBuV/m	dBuV/m	dB	dBuV	dB	dB/m	dB	deg	cm		
1	2389.40	65.87	74.00	-8.13	34.87	2.86	28.14	0.00	307	207	Peak	HORIZONTAL
2	2390.00	53.61	54.00	-0.39	22.61	2.86	28.14	0.00	307	207	Average	HORIZONTAL
3	2433.40	98.73			67.75	2.88	28.10	0.00	307	207	Average	HORIZONTAL
4	2446.60	110.22			79.26	2.89	28.07	0.00	307	207	Peak	HORIZONTAL
5	2483.50	47.51	54.00	-6.49	16.58	2.91	28.02	0.00	307	207	Average	HORIZONTAL
6	2484.20	61.11	74.00	-12.89	30.18	2.91	28.02	0.00	307	207	Peak	HORIZONTAL

Item 3, 4 are the fundamental frequency at 2437 MHz.

Note: Both antenna polarizations have been tested and only the worst case was recorded in test report.

Channel 9



	Freq	Level	Limit	Over	Read	Cable	Antenna	Preamp	T/Pos	A/Pos	Remark	Pol/Phase
	MHz	dBuV/m	dBuV/m	dB	dBuV	dB	dB/m	dB	deg	cm		
1	2448.40	110.89			79.93	2.89	28.07	0.00	300	159	Peak	HORIZONTAL
2	2448.40	100.80			69.84	2.89	28.07	0.00	300	159	Average	HORIZONTAL
3	2483.50	53.98	54.00	-0.02	23.05	2.91	28.02	0.00	300	159	Average	HORIZONTAL
4	2484.80	67.60	74.00	-6.40	36.67	2.91	28.02	0.00	300	159	Peak	HORIZONTAL

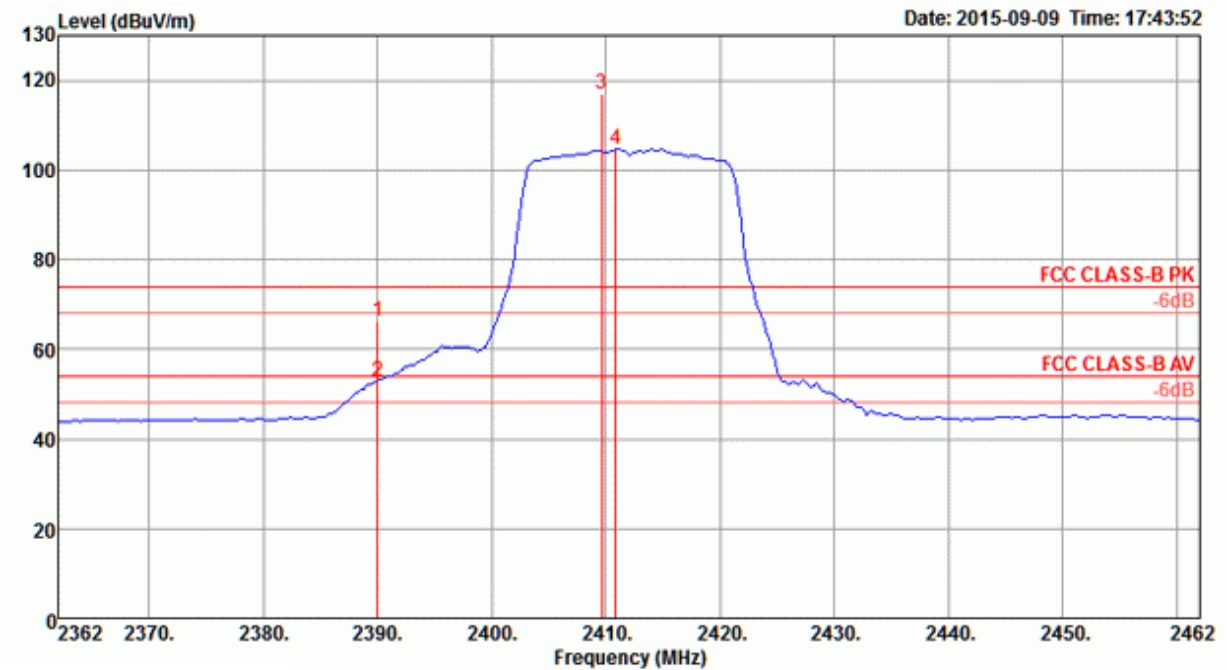
Item 1, 2 are the fundamental frequency at 2452 MHz.

Note: Both antenna polarizations have been tested and only the worst case was recorded in test report.

<For Radio 1 Beamforming Mode>

Temperature	26°C	Humidity	57%
Test Engineer	Roki Liu	Configurations	IEEE 802.11ac MCS0/Nss1 VHT20 CH 1, 6, 11 / Chain 1 + Chain 2 + Chain 3 + Chain 4

Channel 1

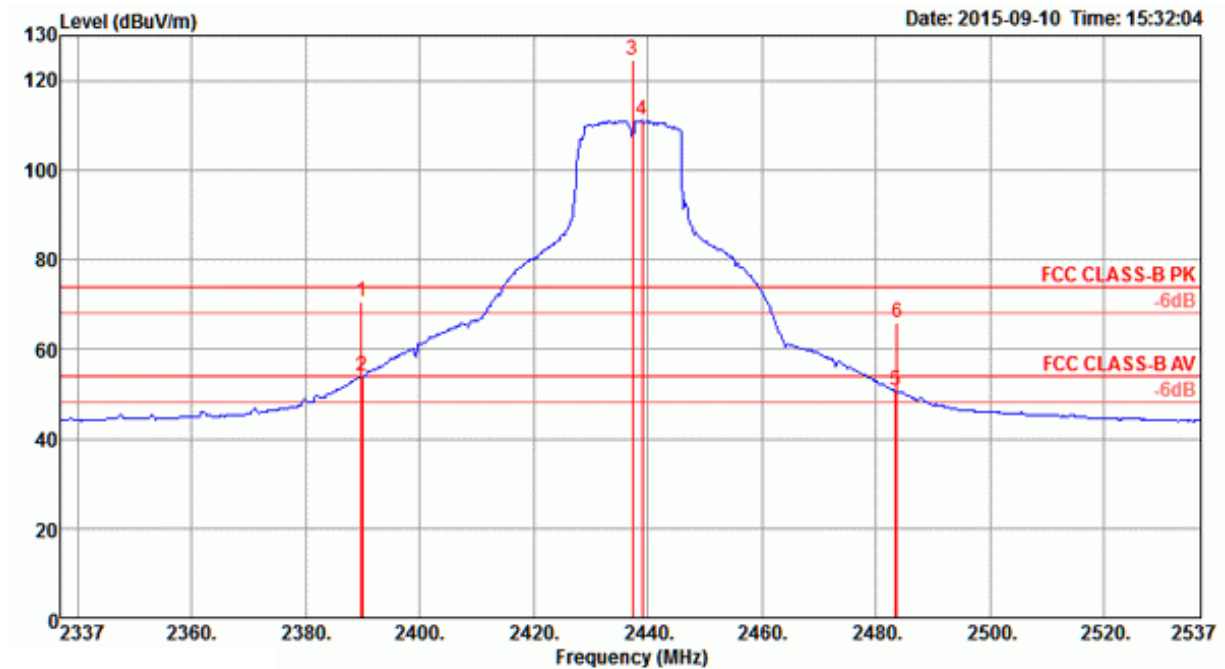


	Freq	Level	Limit	Over	Read	CableAntenna	Preamp	T/Pos	A/Pos	Remark	Pol/Phase
	MHz	dBuV/m	dBuV/m	dB	dBuV	dB	dB/m	dB	deg	cm	
1	2390.00	66.31	74.00	-7.69	35.31	2.86	28.14	0.00	311	206 Peak	HORIZONTAL
2	2390.00	52.97	54.00	-1.03	21.97	2.86	28.14	0.00	311	206 Average	HORIZONTAL
3	2409.60	116.81			85.82	2.87	28.12	0.00	311	206 Peak	HORIZONTAL
4	2410.80	104.62			73.63	2.87	28.12	0.00	311	206 Average	HORIZONTAL

Item 3, 4 are the fundamental frequency at 2412 MHz.

Note: Both antenna polarizations have been tested and only the worst case was recorded in test report.

Channel 6

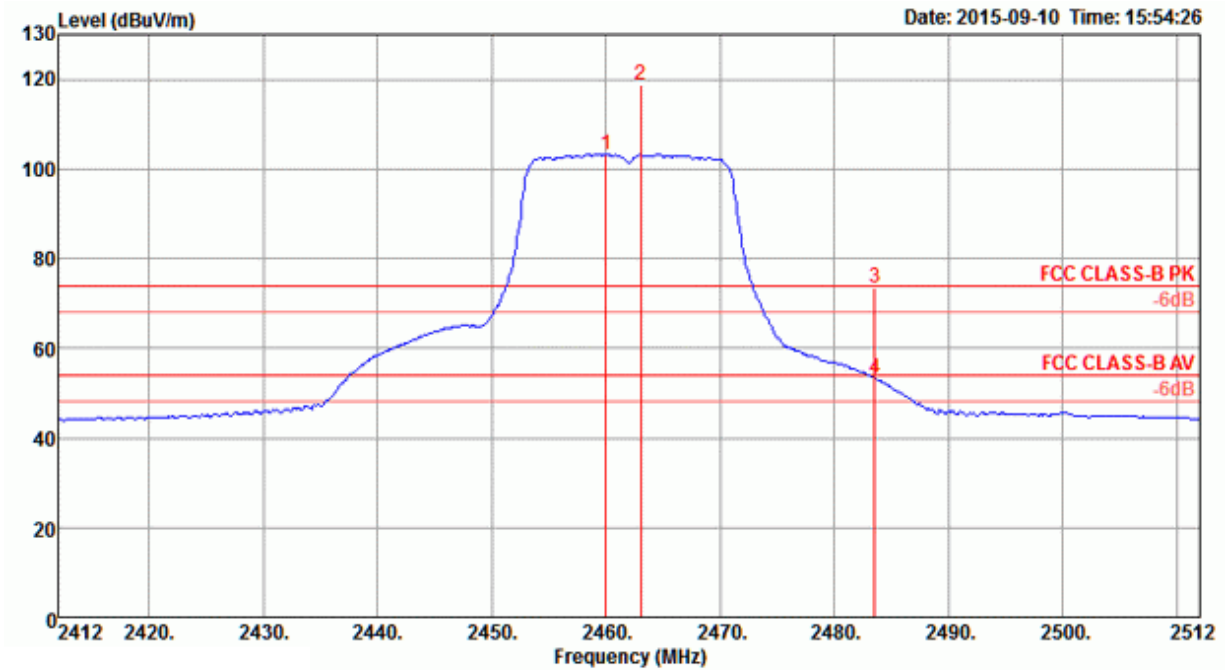


	Freq	Level	Limit	Over	Read	CableAntenna	Preamp	T/Pos	A/Pos	Remark	Pol/Phase
	MHz	dBuV/m	dBuV/m	dB	dBuV	dB	dB/m	dB	deg	cn	
1	2389.80	70.69	74.00	-3.31	39.69	2.86	28.14	0.00	51	143 Peak	HORIZONTAL
2	2390.00	53.97	54.00	-0.03	22.97	2.86	28.14	0.00	51	143 Average	HORIZONTAL
3	2437.40	124.59			93.63	2.89	28.07	0.00	51	143 Peak	HORIZONTAL
4	2439.00	111.00			80.04	2.89	28.07	0.00	51	143 Average	HORIZONTAL
5	2483.50	50.79	54.00	-3.21	19.86	2.91	28.02	0.00	51	143 Average	HORIZONTAL
6	2483.80	65.74	74.00	-8.26	34.81	2.91	28.02	0.00	51	143 Peak	HORIZONTAL

Item 3, 4 are the fundamental frequency at 2437 MHz.

Note: Both antenna polarizations have been tested and only the worst case was recorded in test report.

Channel 11



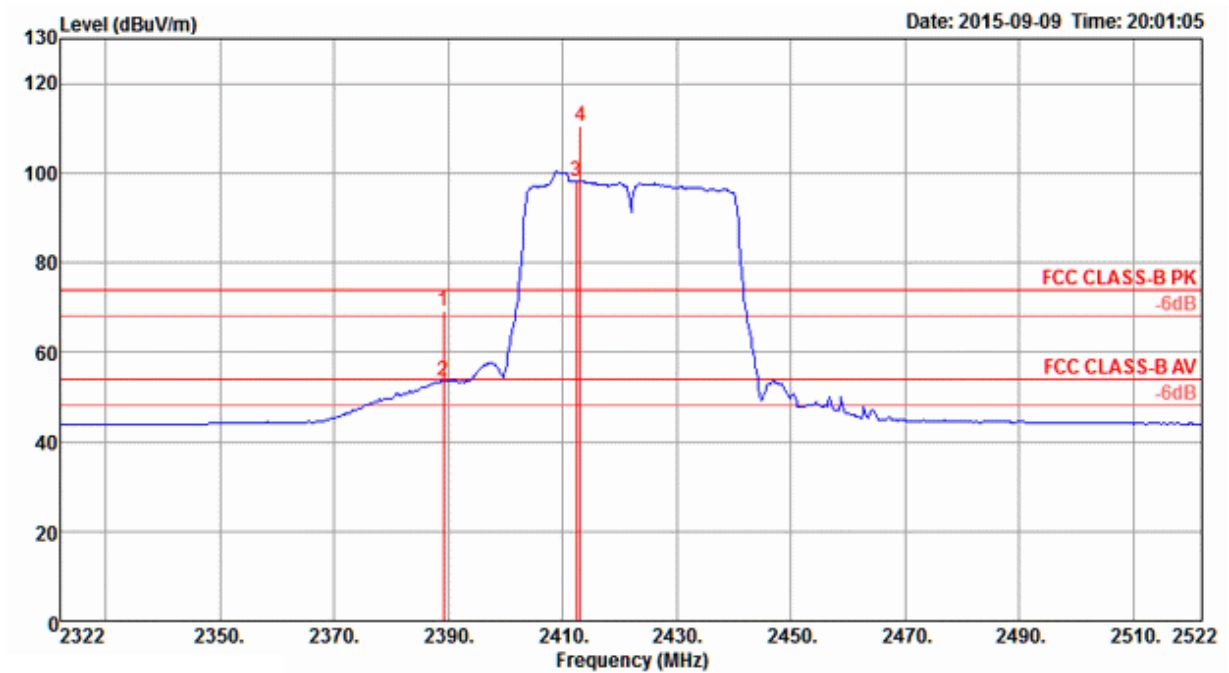
	Freq	Level	Limit	Over	Read	CableAntenna	Preamp	T/Pos	A/Pos	Remark	Pol/Phase
	MHz	dBuV/m	dBuV/m	dB	dBuV	dB	dB/m	dB	deg	cm	
1	2460.00	103.38			72.43	2.90	28.05	0.00	306	132 Average	HORIZONTAL
2	2463.00	118.73			87.78	2.90	28.05	0.00	306	132 Peak	HORIZONTAL
3	2483.50	73.34	74.00	-0.66	42.41	2.91	28.02	0.00	306	132 Peak	HORIZONTAL
4	2483.50	53.25	54.00	-0.75	22.32	2.91	28.02	0.00	306	132 Average	HORIZONTAL

Item 1, 2 are the fundamental frequency at 2462 MHz.

Note: Both antenna polarizations have been tested and only the worst case was recorded in test report.

<b>Temperature</b>	26°C	<b>Humidity</b>	57%
<b>Test Engineer</b>	Roki Liu	<b>Configurations</b>	IEEE 802. 11ac MCS0/Nss1 VHT40 CH 3, 6, 9 / Chain 1 + Chain 2 + Chain 3 + Chain 4

**Channel 3**



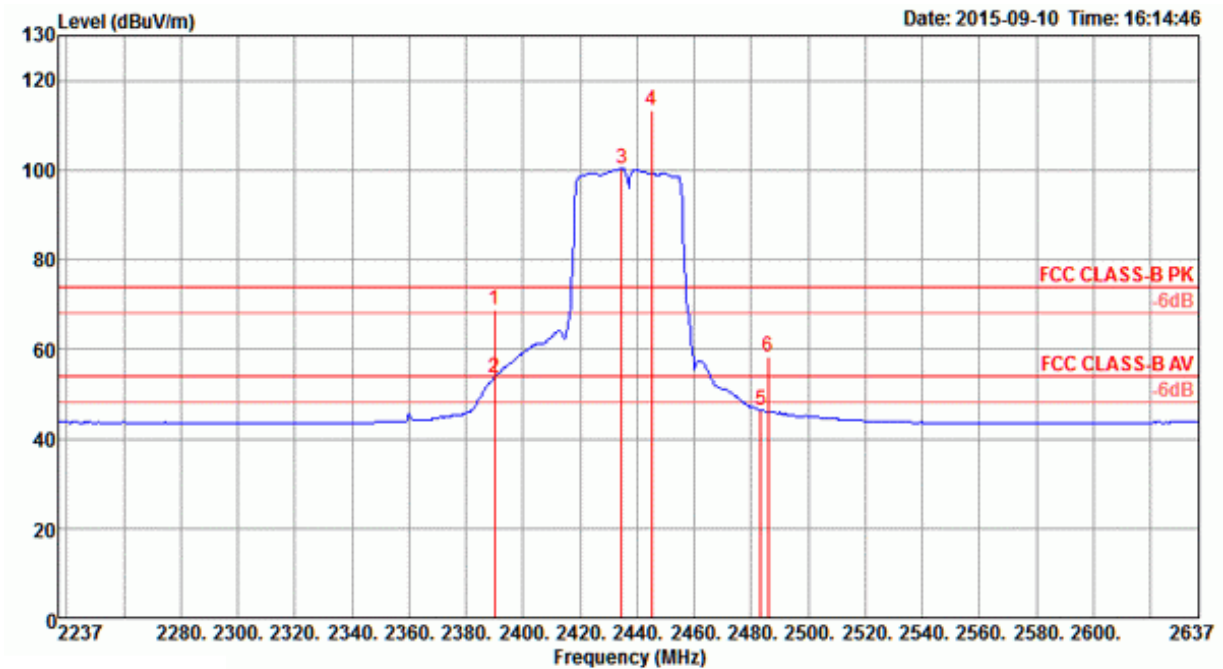
	Freq	Level	Limit	Over	Read	Cable	Antenna	Preamp	T/Pos	A/Pos	Remark	Pol/Phase
	MHz	dBuV/m	dBuV/m	dB	dBuV	dB	dB/m	dB	deg	cm		
1	2389.20	69.15	74.00	-4.85	38.15	2.86	28.14	0.00	297	161	Peak	HORIZONTAL
2	2389.20	53.64	54.00	-0.36	22.64	2.86	28.14	0.00	297	161	Average	HORIZONTAL
3	2412.40	98.13			67.14	2.87	28.12	0.00	297	161	Average	HORIZONTAL
4	2413.20	110.48			79.49	2.87	28.12	0.00	297	161	Peak	HORIZONTAL

Item 3, 4 are the fundamental frequency at 2422 MHz.

Note: Both antenna polarizations have been tested and only the worst case was recorded in test report.



Channel 6

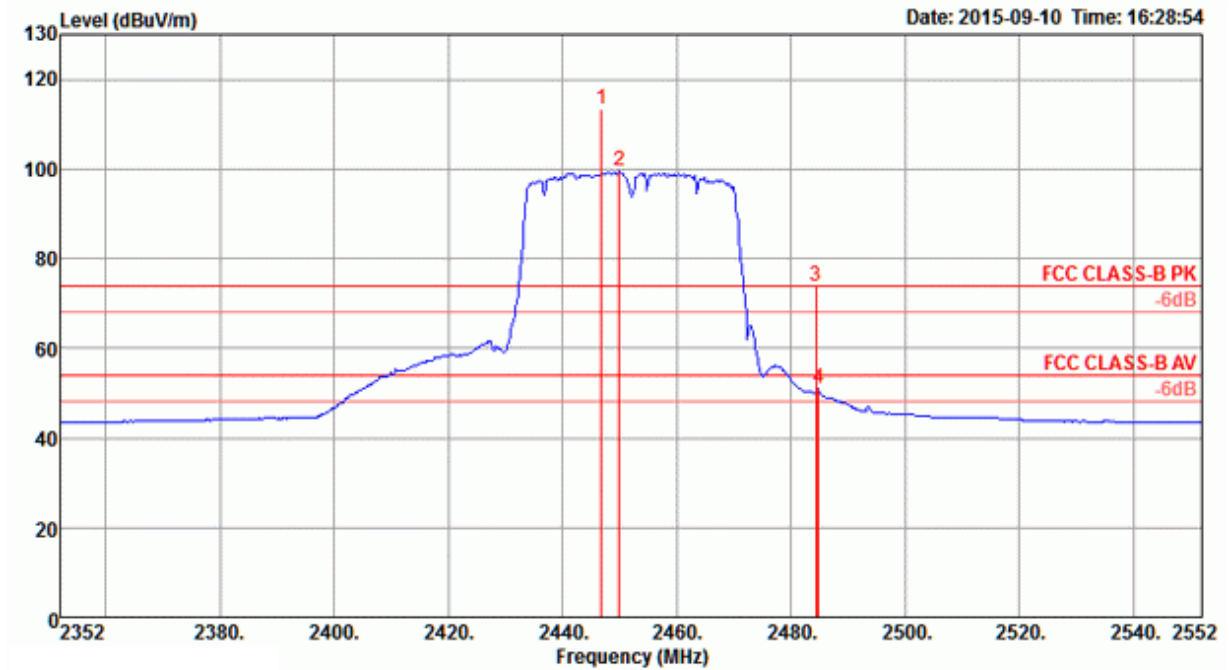


	Freq	Level	Limit Line	Over Limit	Read Level	CableAntenna Loss	Preamp Factor	T/Pos	A/Pos	Remark	Pol/Phase
	MHz	dBuV/m	dBuV/m	dB	dBuV	dB	dB/m	dB	deg	cm	
1	2390.00	68.70	74.00	-5.30	37.70	2.86	28.14	0.00	43	140 Peak	HORIZONTAL
2	2390.00	53.45	54.00	-0.55	22.45	2.86	28.14	0.00	43	140 Average	HORIZONTAL
3	2434.60	100.22			69.24	2.88	28.10	0.00	43	140 Average	HORIZONTAL
4	2445.00	113.44			82.48	2.89	28.07	0.00	43	140 Peak	HORIZONTAL
5	2483.50	46.38	54.00	-7.62	15.45	2.91	28.02	0.00	43	140 Average	HORIZONTAL
6	2485.80	58.22	74.00	-15.78	27.29	2.91	28.02	0.00	43	140 Peak	HORIZONTAL

Item 3, 4 are the fundamental frequency at 2437 MHz.

Note: Both antenna polarizations have been tested and only the worst case was recorded in test report.

Channel 9



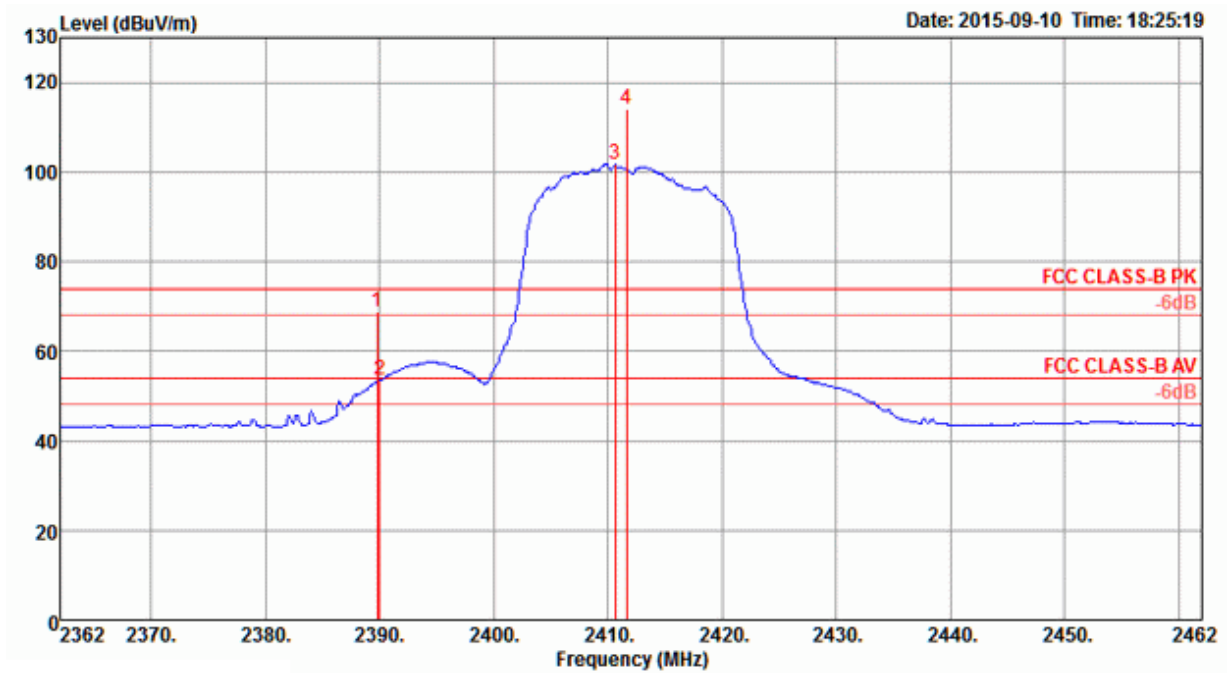
	Freq	Level	Limit	Over	Read	Cable	Antenna	Preamp	T/Pos	A/Pos	Remark	Pol/Phase
	MHz	dBuV/m	dBuV/m	dB	dBuV	dB	dB/m	dB	deg	cm		
1	2446.80	113.48			82.52	2.89	28.07	0.00	307	145	Peak	HORIZONTAL
2	2450.00	99.59			68.63	2.89	28.07	0.00	307	145	Average	HORIZONTAL
3	2484.40	73.86	74.00	-0.14	42.93	2.91	28.02	0.00	307	145	Peak	HORIZONTAL
4	2484.80	51.11	54.00	-2.89	20.18	2.91	28.02	0.00	307	145	Average	HORIZONTAL

Item 1, 2 are the fundamental frequency at 2452 MHz.

Note: Both antenna polarizations have been tested and only the worst case was recorded in test report.

Temperature	26°C	Humidity	57%
Test Engineer	Roki Liu	Configurations	IEEE 802. 11ac MCS0/Nss2 VHT20 CH 1, 6, 11 / Chain 1 + Chain 2 + Chain 3 + Chain 4

Channel 1

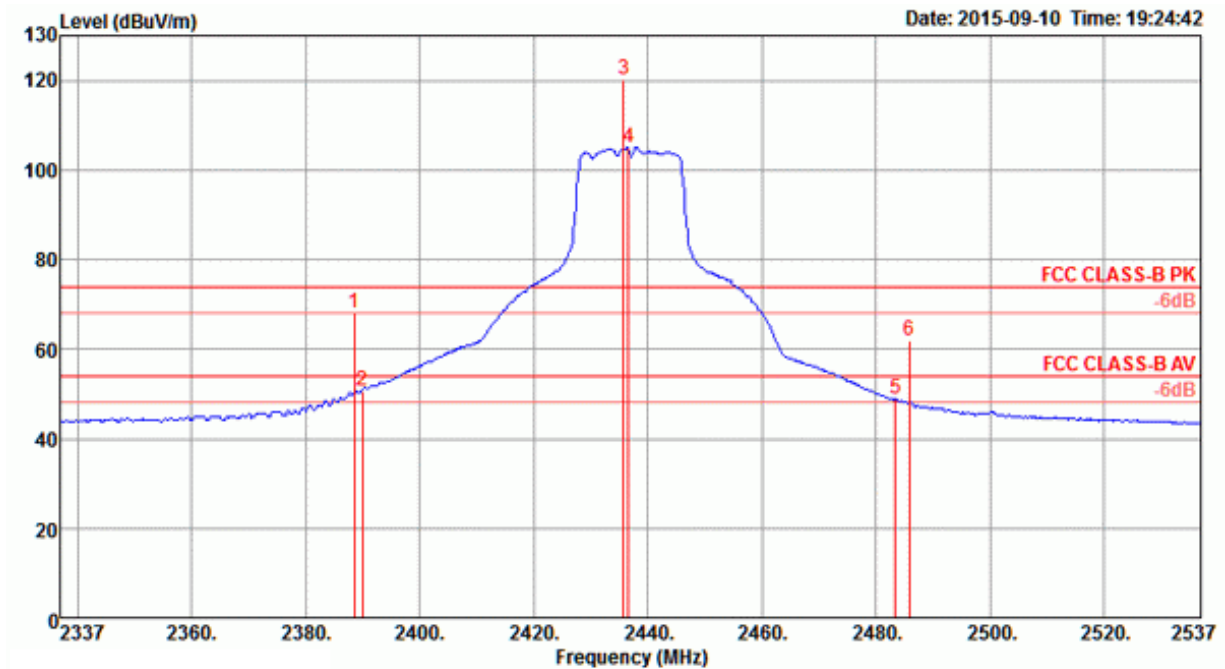


	Freq	Level	Limit	Over	Read	CableAntenna	Preamp	T/Pos	A/Pos	Remark	Pol/Phase
	MHz	dBuV/m	dBuV/m	dB	dBuV	dB	dB/m	dB	deg	cm	
1	2389.80	68.67	74.00	-5.33	37.67	2.86	28.14	0.00	47	200 Peak	HORIZONTAL
2	2390.00	53.67	54.00	-0.33	22.67	2.86	28.14	0.00	47	200 Average	HORIZONTAL
3	2410.60	101.76			70.77	2.87	28.12	0.00	47	200 Average	HORIZONTAL
4	2411.60	113.97			82.98	2.87	28.12	0.00	47	200 Peak	HORIZONTAL

Item 3, 4 are the fundamental frequency at 2412 MHz.

Note: Both antenna polarizations have been tested and only the worst case was recorded in test report.

Channel 6

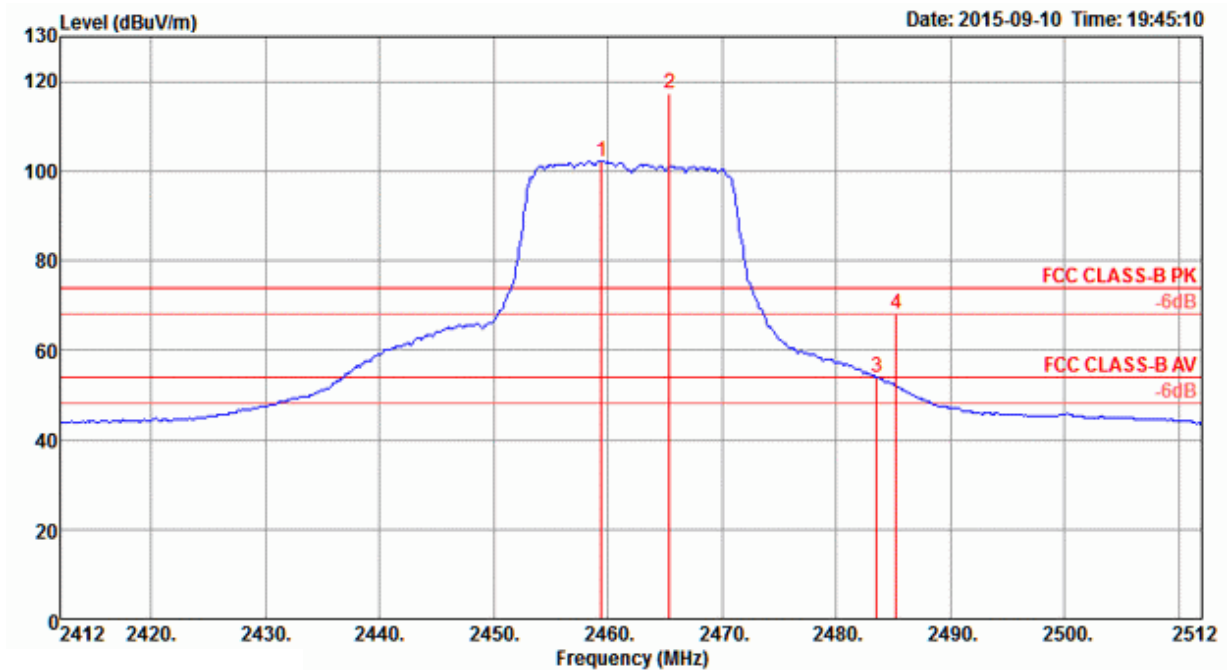


	Freq	Level	Limit	Over	Read	CableAntenna	Preamp	T/Pos	A/Pos	Remark	Pol/Phase
	MHz	dBuV/m	dBuV/m	dB	dBuV	dB	dB/m	deg	cn		
1	2388.60	67.96	74.00	-6.04	36.96	2.86	28.14	0.00	307	218 Peak	HORIZONTAL
2	2390.00	50.62	54.00	-3.38	19.62	2.86	28.14	0.00	307	218 Average	HORIZONTAL
3	2435.80	120.40			89.42	2.88	28.10	0.00	307	218 Peak	HORIZONTAL
4	2436.60	105.09			74.13	2.89	28.07	0.00	307	218 Average	HORIZONTAL
5	2483.50	48.93	54.00	-5.07	18.00	2.91	28.02	0.00	307	218 Average	HORIZONTAL
6	2485.80	62.04	74.00	-11.96	31.11	2.91	28.02	0.00	307	218 Peak	HORIZONTAL

Item 3, 4 are the fundamental frequency at 2437 MHz.

Note: Both antenna polarizations have been tested and only the worst case was recorded in test report.

Channel 11



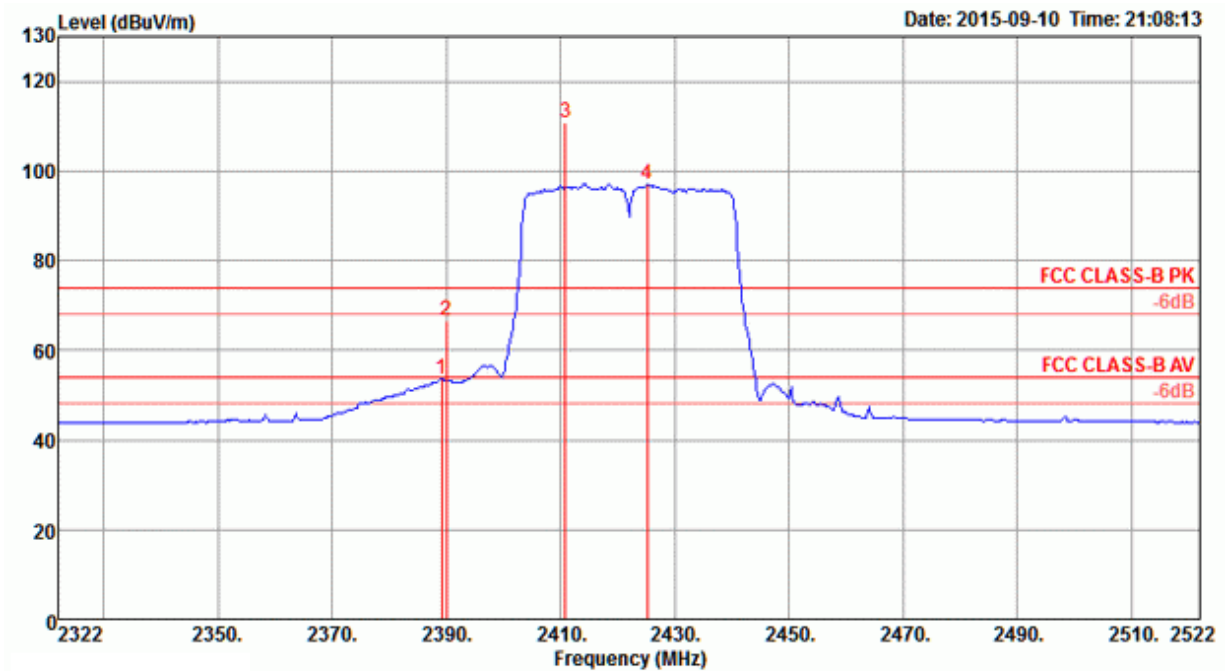
	Freq	Level	Limit	Over	Read	CableAntenna	Preamp	T/Pos	A/Pos	Remark	Pol/Phase
	MHz	dBuV/m	dBuV/m	dB	dBuV	dB	dB/m	dB	deg	cm	
1	2459.40	102.25			71.30	2.90	28.05	0.00	315	200 Average	HORIZONTAL
2	2465.40	117.45			86.50	2.90	28.05	0.00	315	200 Peak	HORIZONTAL
3	2483.50	53.97	54.00	-0.03	23.04	2.91	28.02	0.00	315	200 Average	HORIZONTAL
4	2485.20	68.23	74.00	-5.77	37.30	2.91	28.02	0.00	315	200 Peak	HORIZONTAL

Item 1, 2 are the fundamental frequency at 2462 MHz.

Note: Both antenna polarizations have been tested and only the worst case was recorded in test report.

<b>Temperature</b>	26°C	<b>Humidity</b>	57%
<b>Test Engineer</b>	Roki Liu	<b>Configurations</b>	IEEE 802. 11ac MCS0/Nss2 VHT40 CH 3, 6, 9 / Chain 1 + Chain 2 + Chain 3 + Chain 4

**Channel 3**

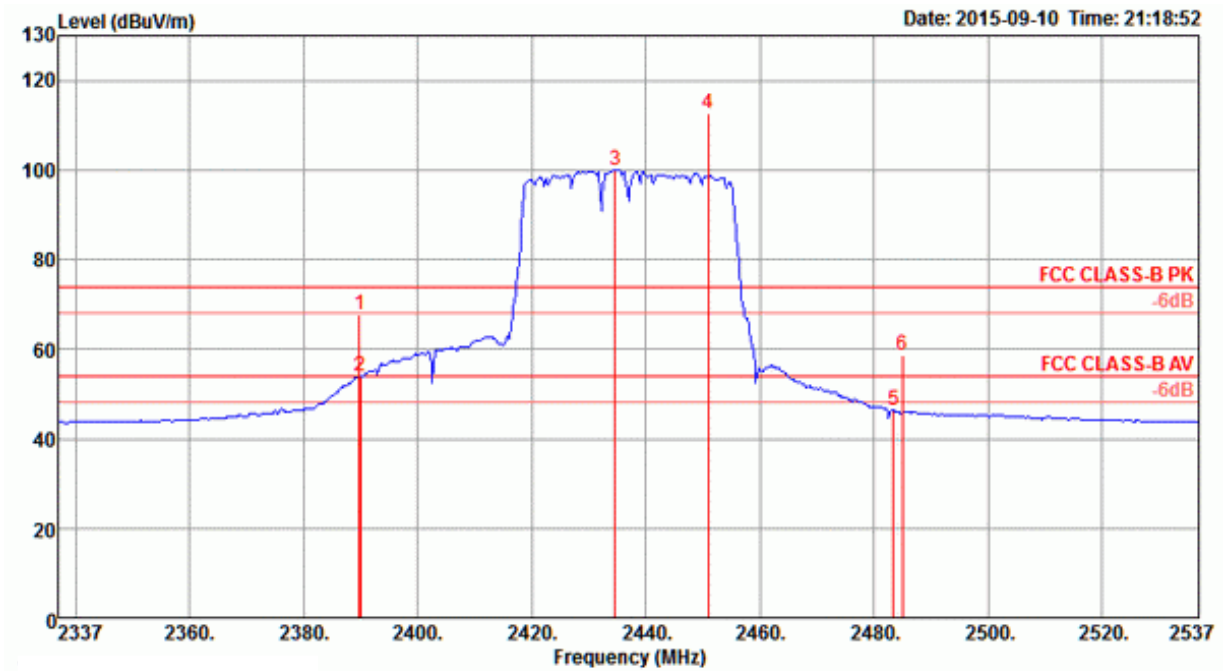


	Freq	Level	Limit	Over	Read	Cable	Antenna	Preamp	T/Pos	A/Pos	Remark	Pol/Phase
	MHz	dBuV/m	dBuV/m	dB	dBuV	dB	dB/m	dB	deg	cm		
1	2389.20	53.59	54.00	-0.41	22.59	2.86	28.14	0.00	315	157	Average	HORIZONTAL
2	2390.00	66.52	74.00	-7.48	35.52	2.86	28.14	0.00	315	157	Peak	HORIZONTAL
3	2410.80	110.71			79.72	2.87	28.12	0.00	315	157	Peak	HORIZONTAL
4	2425.20	97.04			66.06	2.88	28.10	0.00	315	157	Average	HORIZONTAL

Item 3, 4 are the fundamental frequency at 2422 MHz.

Note: Both antenna polarizations have been tested and only the worst case was recorded in test report.

Channel 6

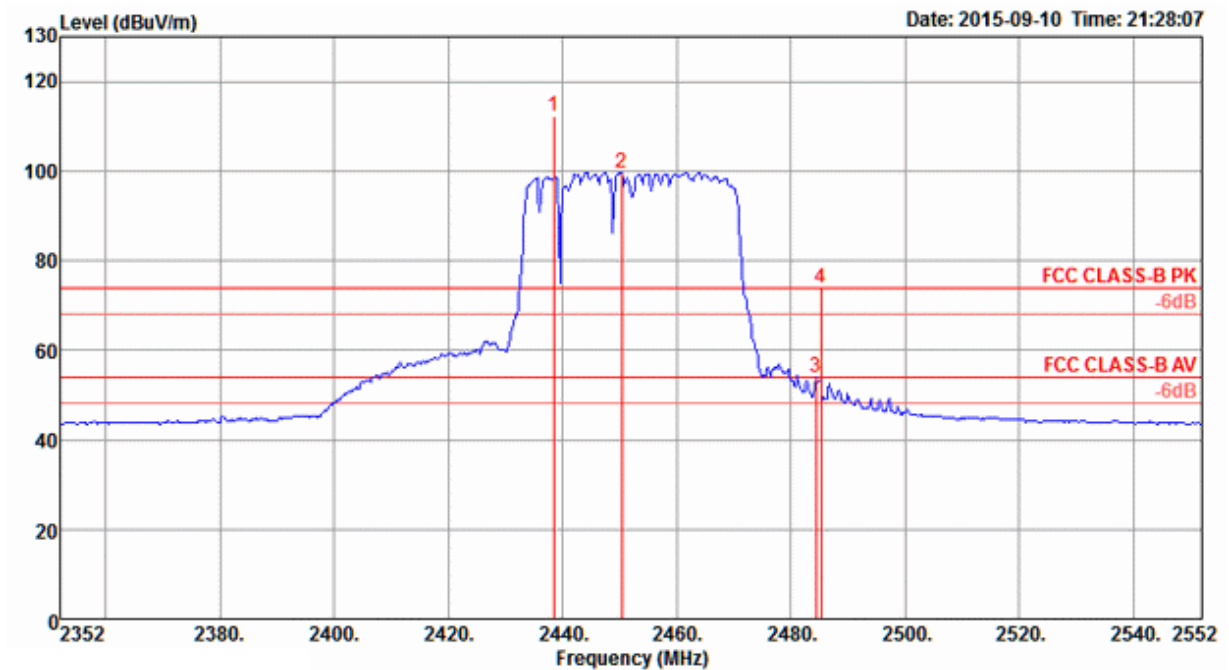


	Freq	Level	Limit	Over	Read	CableAntenna	Preamp	T/Pos	A/Pos	Remark	Pol/Phase
	MHz	dBuV/m	dBuV/m	dB	dBuV	dB	dB/m	dB	deg	cm	
1	2389.80	67.57	74.00	-6.43	36.57	2.86	28.14	0.00	44	171 Peak	HORIZONTAL
2	2390.00	53.85	54.00	-0.15	22.85	2.86	28.14	0.00	44	171 Average	HORIZONTAL
3	2434.60	99.99			69.01	2.88	28.10	0.00	44	171 Average	HORIZONTAL
4	2451.00	112.76			81.80	2.89	28.07	0.00	44	171 Peak	HORIZONTAL
5	2483.50	46.52	54.00	-7.48	15.59	2.91	28.02	0.00	44	171 Average	HORIZONTAL
6	2485.00	58.68	74.00	-15.32	27.75	2.91	28.02	0.00	44	171 Peak	HORIZONTAL

Item 3, 4 are the fundamental frequency at 2437 MHz.

Note: Both antenna polarizations have been tested and only the worst case was recorded in test report.

Channel 9



	Freq	Level	Limit	Over	Read	CableAntenna	Preamp	T/Pos	A/Pos	Remark	Pol/Phase
	MHz	dBuV/m	dBuV/m	dB	dBuV	dB	dB/m	deg	cm		
1	2438.40	112.25			81.29	2.89	28.07	0.00	55	163 Peak	HORIZONTAL
2	2450.40	99.73			68.77	2.89	28.07	0.00	55	163 Average	HORIZONTAL
3	2484.40	53.84	54.00	-0.16	22.91	2.91	28.02	0.00	55	163 Average	HORIZONTAL
4	2485.20	73.98	74.00	-0.02	43.05	2.91	28.02	0.00	55	163 Peak	HORIZONTAL

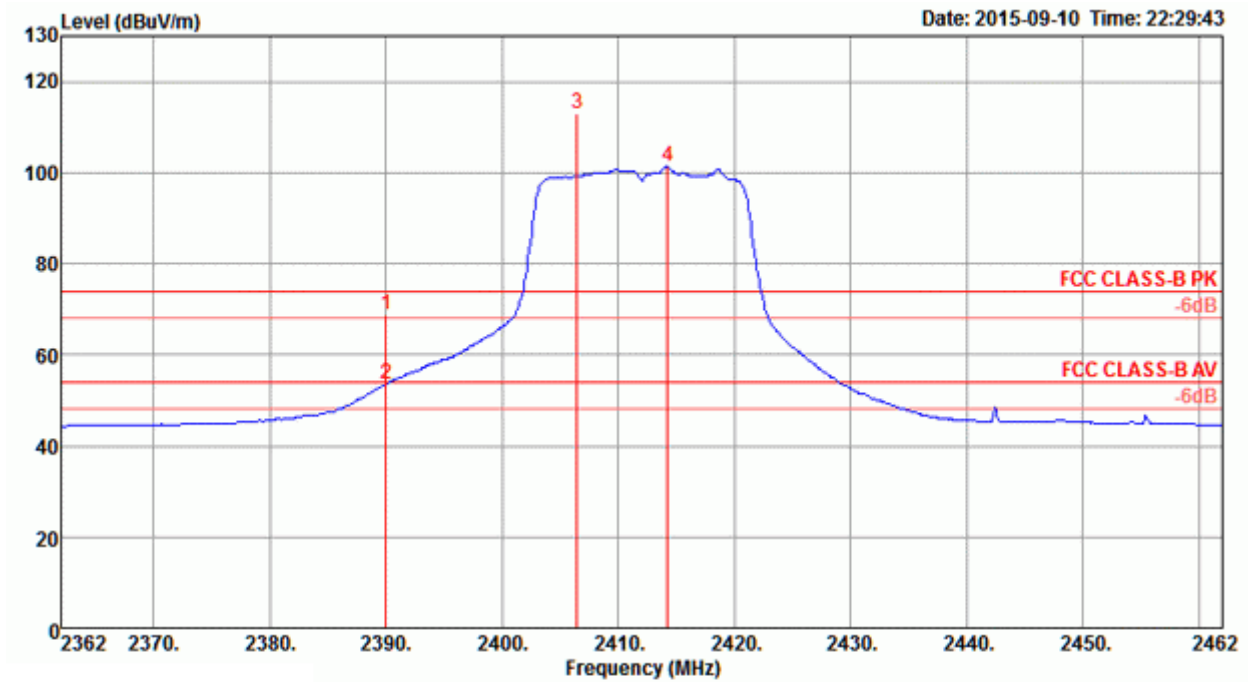
Item 1, 2 are the fundamental frequency at 2452 MHz.

Note: Both antenna polarizations have been tested and only the worst case was recorded in test report.



Temperature	26°C	Humidity	57%
Test Engineer	Roki Liu	Configurations	IEEE 802. 11ac MCS0/Nss3 VHT20 CH 1, 6, 11 / Chain 1 + Chain 2 + Chain 3 + Chain 4

Channel 1

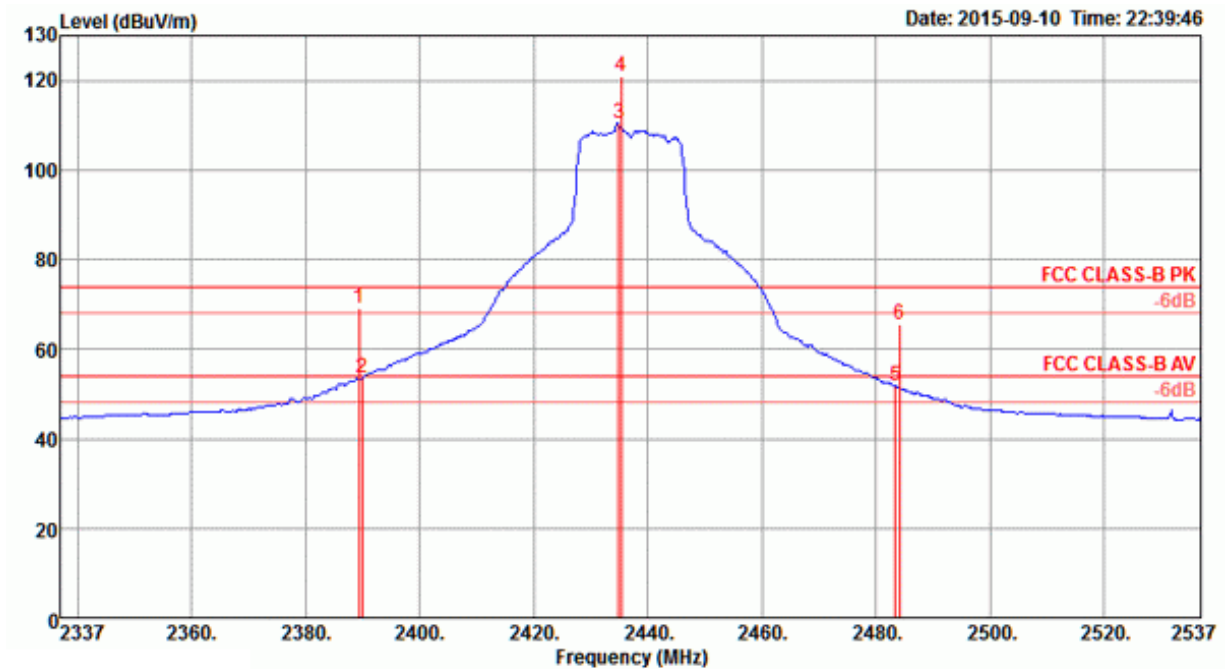


	Freq	Level	Limit	Over	Read	Cable	Antenna	Preamp	T/Pos	A/Pos	Remark	Pol/Phase
	MHz	dBuV/m	dBuV/m	dB	dBuV	dB	dB/m	dB	deg	cm		
1	2390.00	68.78	74.00	-5.22	37.78	2.86	28.14	0.00	304	156	Peak	HORIZONTAL
2	2390.00	53.53	54.00	-0.47	22.53	2.86	28.14	0.00	304	156	Average	HORIZONTAL
3	2406.40	112.88			81.89	2.87	28.12	0.00	304	156	Peak	HORIZONTAL
4	2414.20	101.41			70.42	2.87	28.12	0.00	304	156	Average	HORIZONTAL

Item 3, 4 are the fundamental frequency at 2412 MHz.

Note: Both antenna polarizations have been tested and only the worst case was recorded in test report.

Channel 6

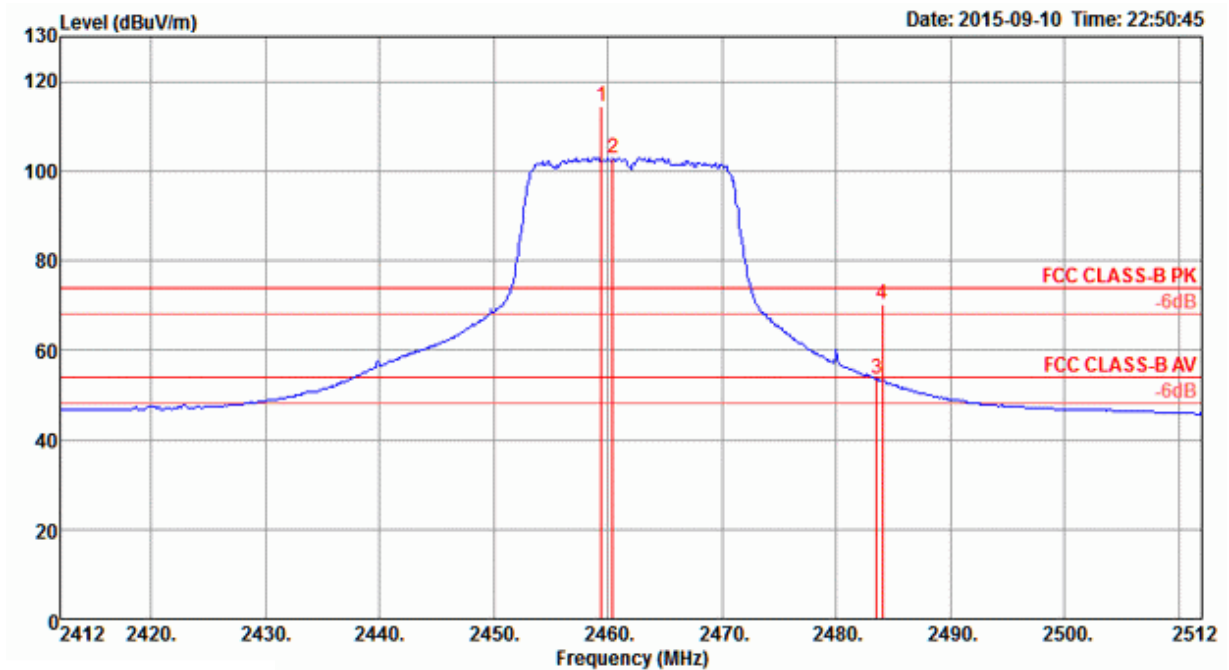


	Freq	Level	Limit	Over	Read	CableAntenna	Preamp	T/Pos	A/Pos	Remark	Pol/Phase
	MHz	dBuV/m	dBuV/m	dB	dBuV	dB	dB/m	dB	deg	cm	
1	2389.40	69.01	74.00	-4.99	38.01	2.86	28.14	0.00	45	220 Peak	HORIZONTAL
2	2390.00	53.77	54.00	-0.23	22.77	2.86	28.14	0.00	45	220 Average	HORIZONTAL
3	2435.00	110.47			79.49	2.88	28.10	0.00	45	220 Average	HORIZONTAL
4	2435.40	121.08			90.10	2.88	28.10	0.00	45	220 Peak	HORIZONTAL
5	2483.50	51.95	54.00	-2.05	21.02	2.91	28.02	0.00	45	220 Average	HORIZONTAL
6	2484.20	65.64	74.00	-8.36	34.71	2.91	28.02	0.00	45	220 Peak	HORIZONTAL

Item 3, 4 are the fundamental frequency at 2437 MHz.

Note: Both antenna polarizations have been tested and only the worst case was recorded in test report.

Channel 11



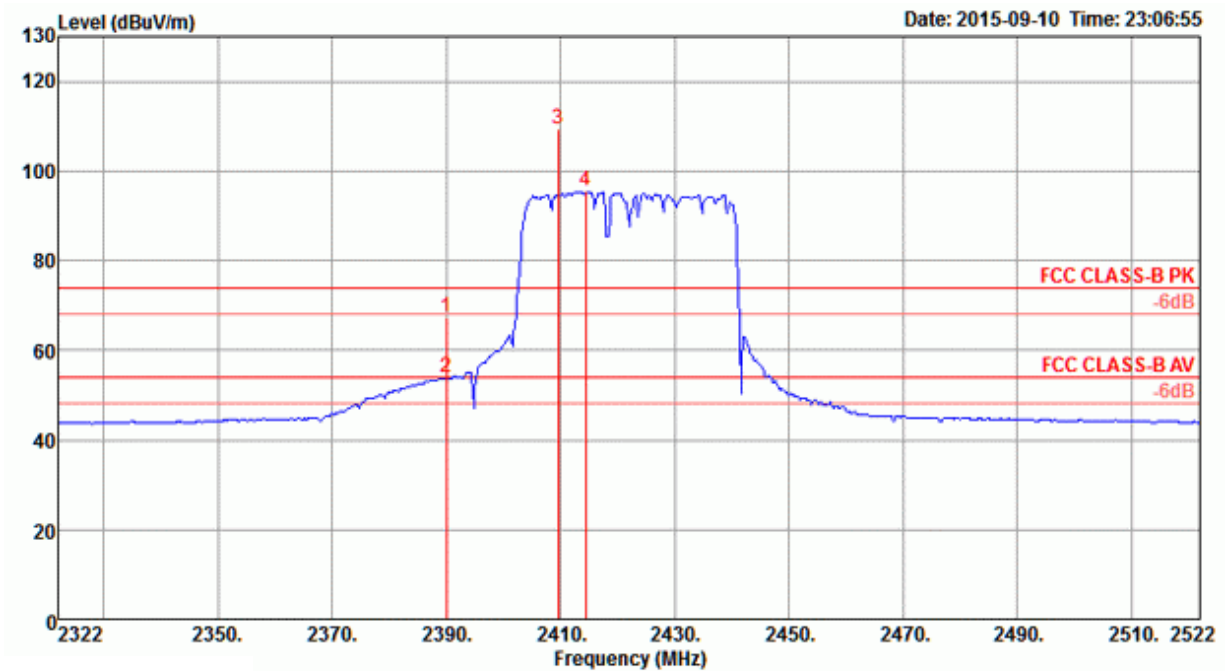
	Freq	Level	Limit	Over	Read	CableAntenna	Preamp	T/Pos	A/Pos	Remark	Pol/Phase
	MHz	dBuV/m	dBuV/m	dB	dBuV	dB	dB/m	deg	cm		
1	2459.40	114.52			83.57	2.90	28.05	0.00	53	198 Peak	HORIZONTAL
2	2460.40	102.99			72.04	2.90	28.05	0.00	53	198 Average	HORIZONTAL
3	2483.50	53.54	54.00	-0.46	22.61	2.91	28.02	0.00	53	198 Average	HORIZONTAL
4	2484.00	70.36	74.00	-3.64	39.43	2.91	28.02	0.00	53	198 Peak	HORIZONTAL

Item 1, 2 are the fundamental frequency at 2462 MHz.

Note: Both antenna polarizations have been tested and only the worst case was recorded in test report.

<b>Temperature</b>	26°C	<b>Humidity</b>	57%
<b>Test Engineer</b>	Roki Liu	<b>Configurations</b>	IEEE 802. 11ac MCS0/Nss3 VHT40 CH 3, 6, 9 / Chain 1 + Chain 2 + Chain 3 + Chain 4

**Channel 3**

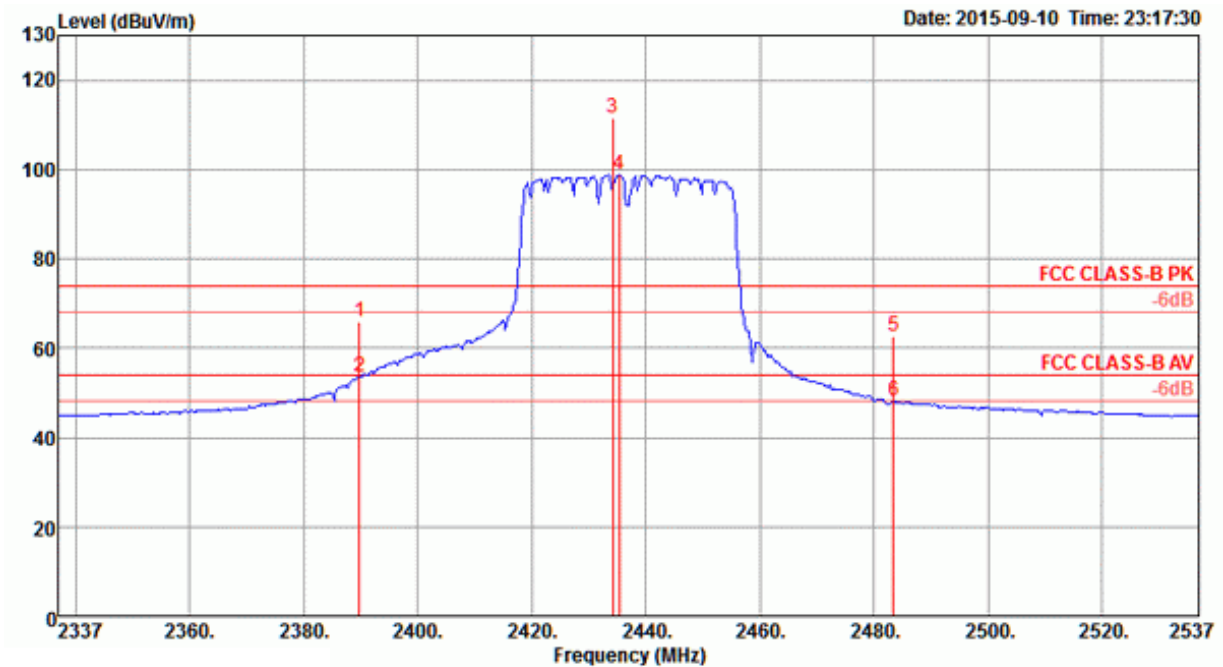


	Freq	Level	Limit	Over	Read	CableAntenna	Preamp	T/Pos	A/Pos	Remark	Pol/Phase
	MHz	dBuV/m	dBuV/m	dB	dBuV	dB	dB/m	dB	deg	cm	
1	2390.00	67.44	74.00	-6.56	36.44	2.86	28.14	0.00	306	160 Peak	HORIZONTAL
2	2390.00	53.86	54.00	-0.14	22.86	2.86	28.14	0.00	306	160 Average	HORIZONTAL
3	2409.60	109.21			78.22	2.87	28.12	0.00	306	160 Peak	HORIZONTAL
4	2414.40	95.61			64.62	2.87	28.12	0.00	306	160 Average	HORIZONTAL

Item 3, 4 are the fundamental frequency at 2422 MHz.

Note: Both antenna polarizations have been tested and only the worst case was recorded in test report.

Channel 6

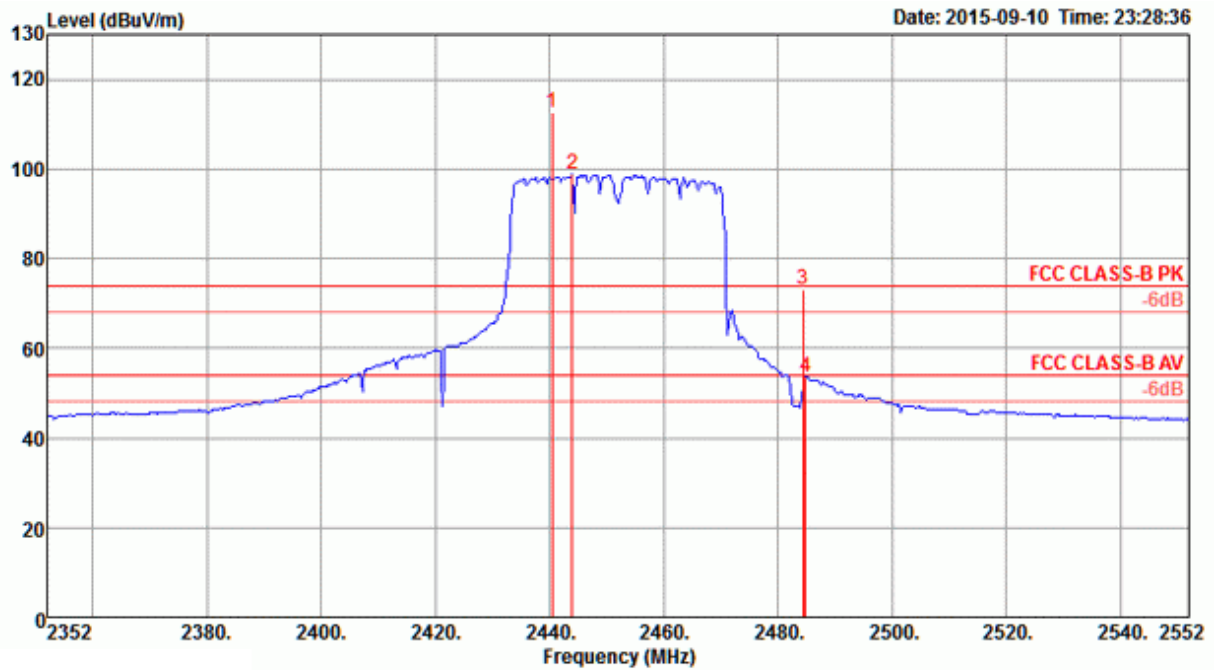


	Freq	Level	Limit	Over	Read	Cable	Antenna	Preamp	T/Pos	A/Pos	Remark	Pol/Phase
	MHz	dBuV/m	dBuV/m	dB	dBuV	dB	dB/m	dB	deg	cm		
1	2389.80	65.79	74.00	-8.21	34.79	2.86	28.14	0.00	50	175	Peak	HORIZONTAL
2	2389.80	53.68	54.00	-0.32	22.68	2.86	28.14	0.00	50	175	Average	HORIZONTAL
3	2434.20	111.48			80.50	2.88	28.10	0.00	50	175	Peak	HORIZONTAL
4	2435.40	98.78			67.80	2.88	28.10	0.00	50	175	Average	HORIZONTAL
5	2483.50	62.61	74.00	-11.39	31.68	2.91	28.02	0.00	50	175	Peak	HORIZONTAL
6	2483.50	48.12	54.00	-5.88	17.19	2.91	28.02	0.00	50	175	Average	HORIZONTAL

Item 3, 4 are the fundamental frequency at 2437 MHz.

Note: Both antenna polarizations have been tested and only the worst case was recorded in test report.

Channel 9



	Freq	Level	Limit	Over	Read	Cable	Antenna	Preamp	T/Pos	A/Pos	Remark	Pol/Phase
	MHz	dBuV/m	dBuV/m	dB	dBuV	dB	dB/m	dB	deg	cm		
1	2440.40	112.63			81.67	2.89	28.07	0.00	52	161	Peak	HORIZONTAL
2	2444.00	98.92			67.96	2.89	28.07	0.00	52	161	Average	HORIZONTAL
3	2484.40	73.26	74.00	-0.74	42.33	2.91	28.02	0.00	52	161	Peak	HORIZONTAL
4	2484.80	53.65	54.00	-0.35	22.72	2.91	28.02	0.00	52	161	Average	HORIZONTAL

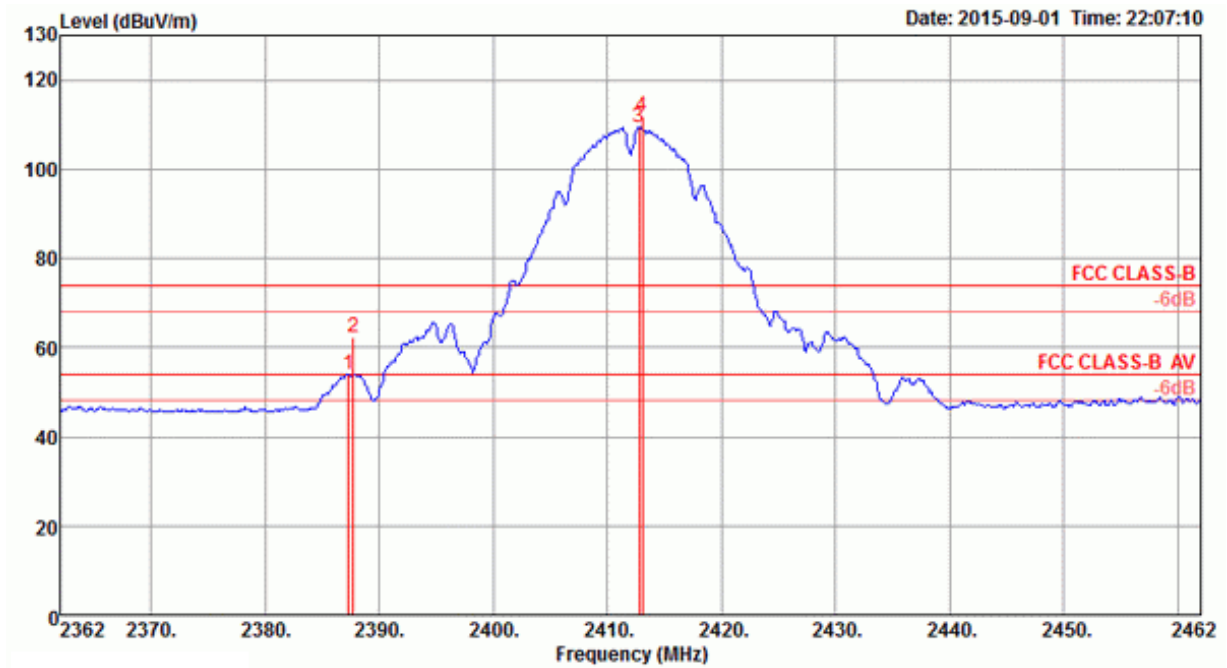
Item 1, 2 are the fundamental frequency at 2452 MHz.

Note: Both antenna polarizations have been tested and only the worst case was recorded in test report.

<For Radio 3 Mode>

Temperature	26°C	Humidity	57%
Test Engineer	Roki Liu	Configurations	IEEE 802.11b CH 1, 6, 11 / Chain 9

Channel 1

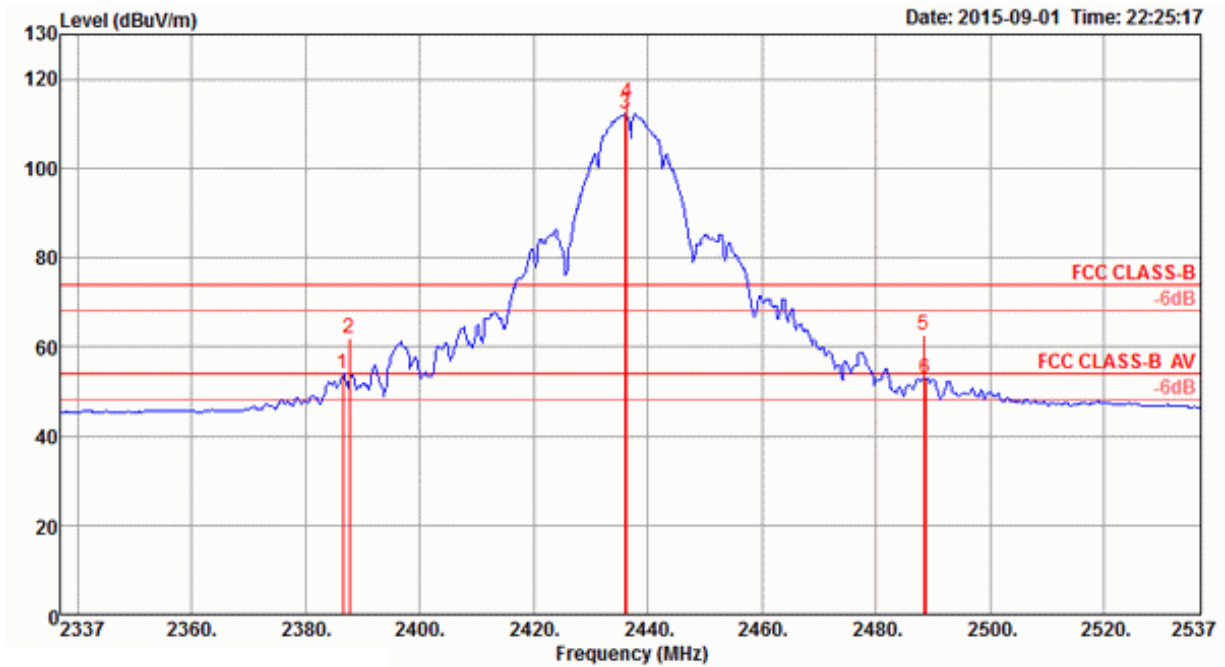


	Freq	Level	Limit	Over	Read	CableAntenna	Preamp	Remark	A/Pos	T/Pos	Pol/Phase
	MHz	dBuV/m	dBuV/m	dB	dBuV	dB	dB/m	dB	cm	deg	
1	2387.25	53.80	54.00	-0.20	21.50	4.09	28.21	0.00 Average	107	320	HORIZONTAL
2	2387.68	62.46	74.00	-11.54	30.16	4.09	28.21	0.00 Peak	107	320	HORIZONTAL
3	2412.72	109.35			77.00	4.11	28.24	0.00 Average	107	320	HORIZONTAL
4	2413.01	112.00			79.65	4.11	28.24	0.00 Peak	107	320	HORIZONTAL

Item 3, 4 are the fundamental frequency at 2412 MHz.

Note: Both antenna polarizations have been tested and only the worst case was recorded in test report.

Channel 6



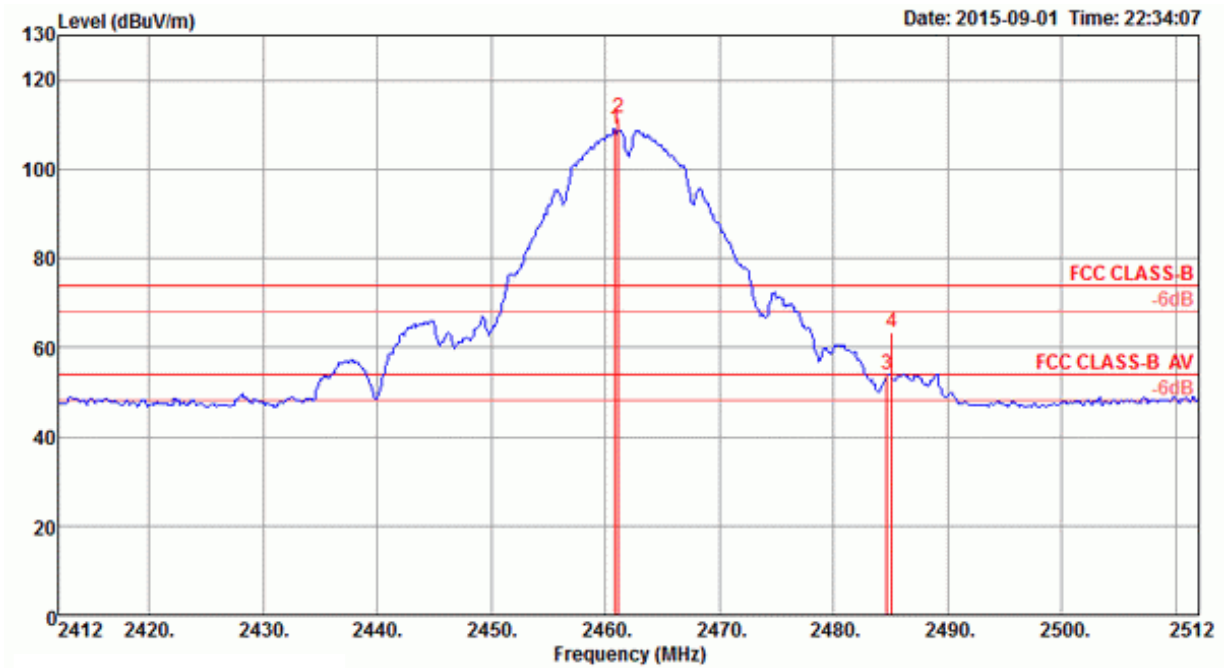
	Freq	Level	Limit	Over	Read	CableAntenna	Preamp	Remark	A/Pos	T/Pos	Pol/Phase
	MHz	dBuV/m	dBuV/m	dB	dBuV	dB	dB/m	dB	cm	deg	
1	2386.53	53.85	54.00	-0.15	21.55	4.09	28.21	0.00 Average	100	320	HORIZONTAL
2	2387.68	62.07	74.00	-11.93	29.77	4.09	28.21	0.00 Peak	100	320	HORIZONTAL
3	2436.13	112.36			79.96	4.12	28.28	0.00 Average	100	320	HORIZONTAL
4	2436.42	114.96			82.56	4.12	28.28	0.00 Peak	100	320	HORIZONTAL
5	2488.42	62.60	74.00	-11.40	30.03	4.17	28.40	0.00 Peak	100	320	HORIZONTAL
6	2488.71	53.03	54.00	-0.97	20.46	4.17	28.40	0.00 Average	100	320	HORIZONTAL

Item 3, 4 are the fundamental frequency at 2437 MHz.

Note: Both antenna polarizations have been tested and only the worst case was recorded in test report.



Channel 11



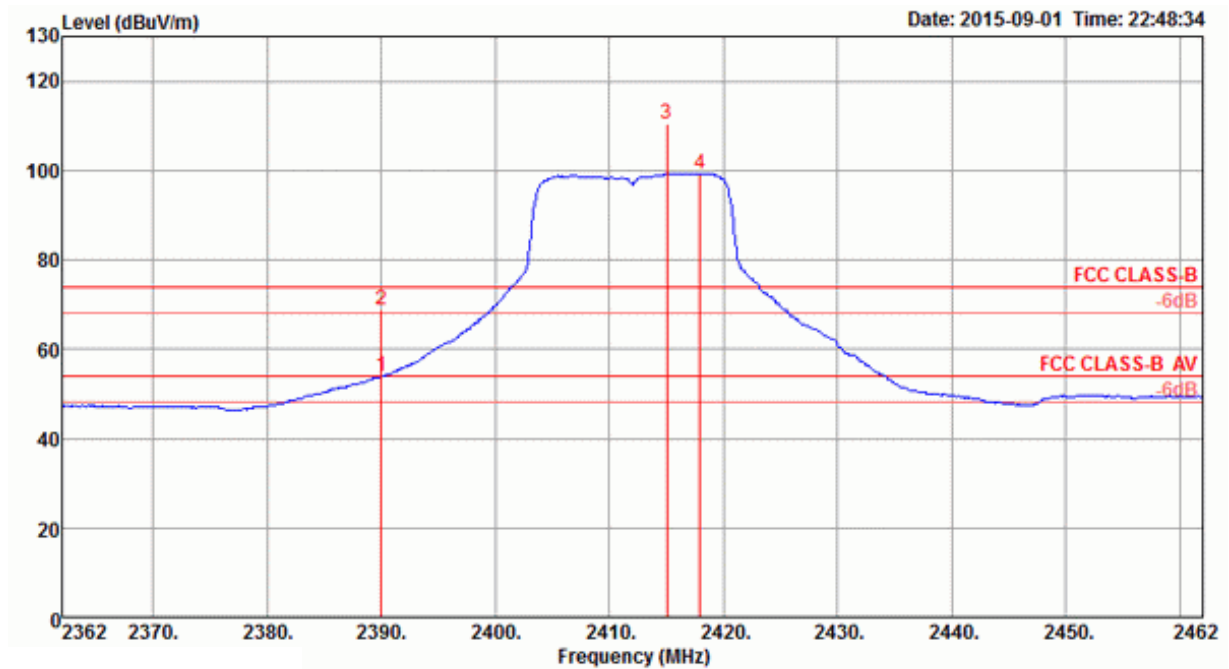
	Freq	Level	Limit Line	Over Limit	Read Level	CableAntenna Loss	Preamp Factor	Remark	A/Pos	T/Pos	Pol/Phase
	MHz	dBuV/m	dBuV/m	dB	dBuV	dB	dB/m	dB	cm	deg	
1	2460.84	109.11			76.63	4.14	28.34	0.00 Average	100	324	HORIZONTAL
2	2461.13	111.39			78.91	4.14	28.34	0.00 Peak	100	324	HORIZONTAL
3	2484.66	53.93	54.00	-0.07	21.40	4.16	28.37	0.00 Average	100	324	HORIZONTAL
4	2485.09	63.34	74.00	-10.66	30.81	4.16	28.37	0.00 Peak	100	324	HORIZONTAL

Item 1, 2 are the fundamental frequency at 2462 MHz.

Note: Both antenna polarizations have been tested and only the worst case was recorded in test report.

Temperature	26°C	Humidity	57%
Test Engineer	Roki Liu	Configurations	IEEE 802.11g CH 1, 6, 11 / Chain 9

Channel 1

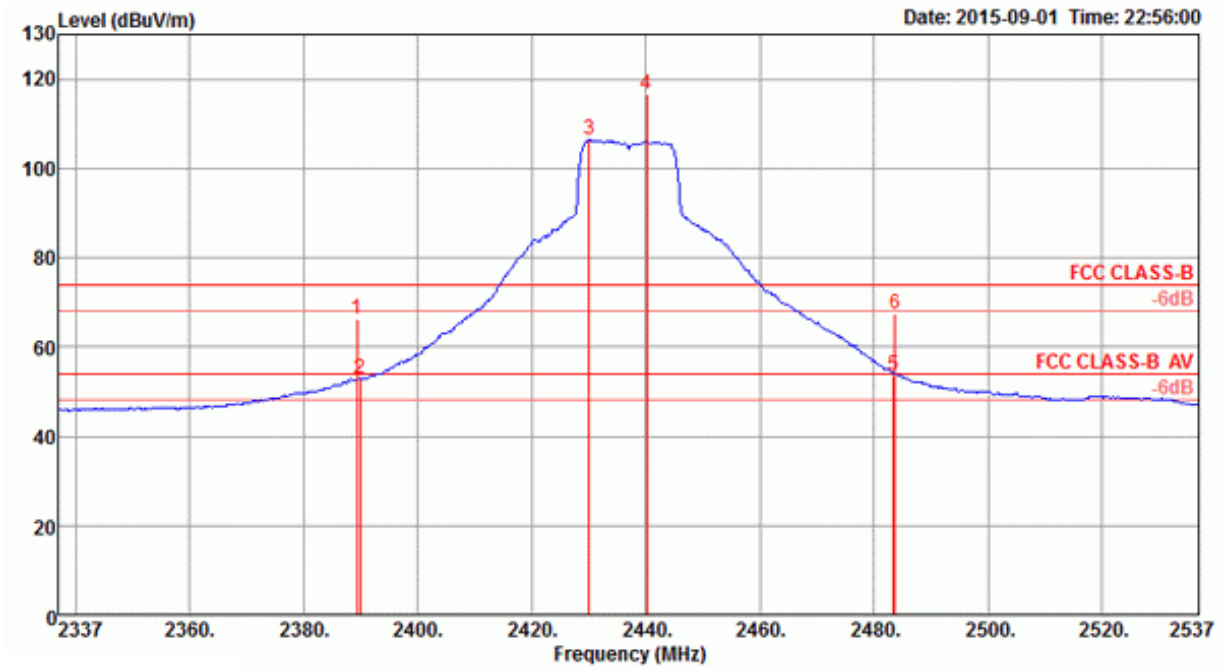


	Freq	Level	Limit	Over	Read	CableAntenna	Preamp	Remark	A/Pos	T/Pos	Pol/Phase
	MHz	dBuV/m	dBuV/m	dB	dBuV	dB	dB/m	dB	cm	deg	
1	2390.00	53.89	54.00	-0.11	21.59	4.09	28.21	0.00 Average	104	322	HORIZONTAL
2	2390.00	68.92	74.00	-5.08	36.62	4.09	28.21	0.00 Peak	104	322	HORIZONTAL
3	2415.04	110.55			78.20	4.11	28.24	0.00 Peak	104	322	HORIZONTAL
4	2417.93	99.36			67.01	4.11	28.24	0.00 Average	104	322	HORIZONTAL

Item 3, 4 are the fundamental frequency at 2412 MHz.

Note: Both antenna polarizations have been tested and only the worst case was recorded in test report.

Channel 6



	Freq	Level	Limit	Over	Read	CableAntenna	Preamp		A/Pos	T/Pos	Pol/Phase
	MHz	dBuV/m	dBuV/m	dB	dBuV	dB	dB/m	dB	cm	deg	
1	2389.42	66.33	74.00	-7.67	34.03	4.09	28.21	0.00	100	322	HORIZONTAL
2	2390.00	52.83	54.00	-1.17	20.53	4.09	28.21	0.00	100	322	HORIZONTAL
3	2430.05	106.35			73.95	4.12	28.28	0.00	100	322	HORIZONTAL
4	2440.18	116.70			84.26	4.13	28.31	0.00	100	322	HORIZONTAL
5	2483.50	53.65	54.00	-0.35	21.12	4.16	28.37	0.00	100	322	HORIZONTAL
6	2483.79	67.25	74.00	-6.75	34.72	4.16	28.37	0.00	100	322	HORIZONTAL

Item 3, 4 are the fundamental frequency at 2437 MHz.

Note: Both antenna polarizations have been tested and only the worst case was recorded in test report.