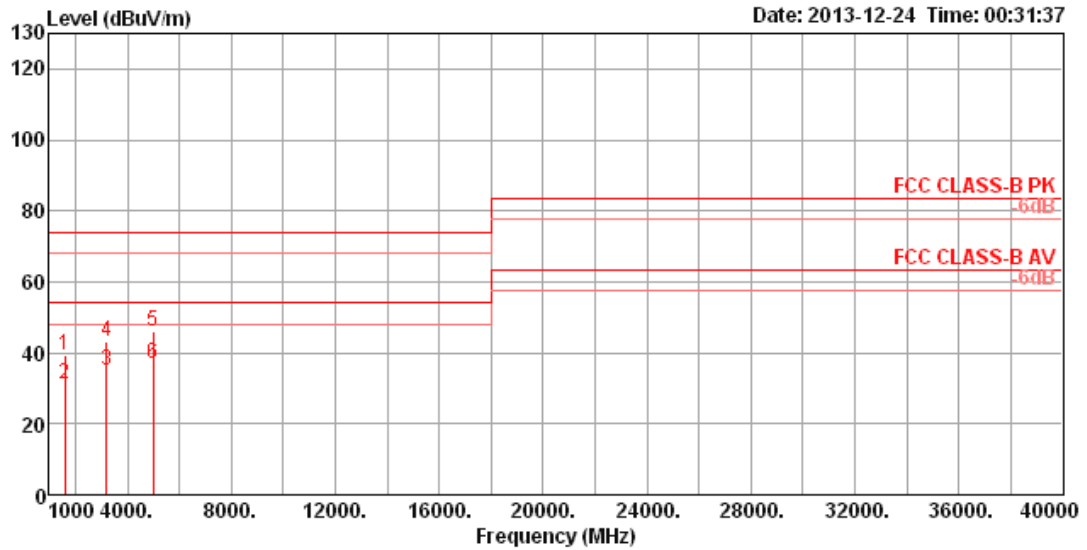


Appendix C. Co-location

1. Results of Radiated Emissions for Co-located

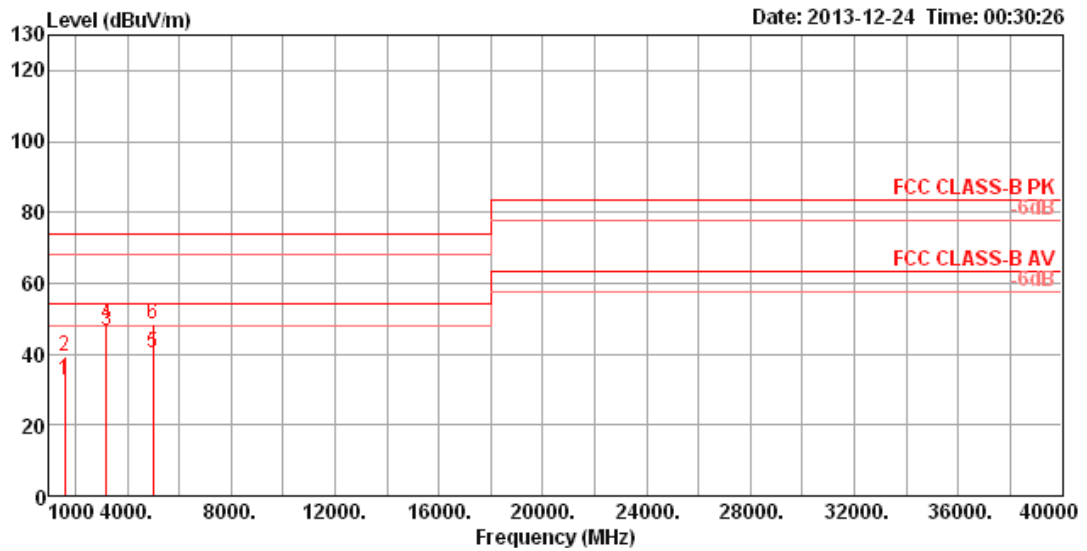
Temperature	25°C	Humidity	54%
Test Engineer	James Chou	Configurations	Radio 1 (2.4G) + Radio 2 (5G) + Radio 3 for 2.4G function

Horizontal



	Freq	Level	Limit Line	Over Limit	Read Level	Cable Loss	Antenna Factor	Preamp Factor	A/Pos	T/Pos	Pol/Phase	Remark
	MHz	dBuV/m	dBuV/m	dB	dBuV	dB	dB/m	dB	cm	deg		
1	1599.77	39.45	74.00	-34.55	47.71	2.97	25.66	36.89	111	268	HORIZONTAL	Peak
2	1600.19	31.07	54.00	-22.93	39.33	2.97	25.66	36.89	111	268	HORIZONTAL	Average
3	3200.00	35.08	54.00	-18.92	36.77	4.35	29.91	35.95	100	172	HORIZONTAL	Average
4	3200.12	43.04	74.00	-30.96	44.73	4.35	29.91	35.95	100	172	HORIZONTAL	Peak
5	4999.84	46.07	74.00	-27.93	42.63	5.90	32.90	35.36	100	244	HORIZONTAL	Peak
6	5000.04	36.75	54.00	-17.25	33.31	5.90	32.90	35.36	100	244	HORIZONTAL	Average

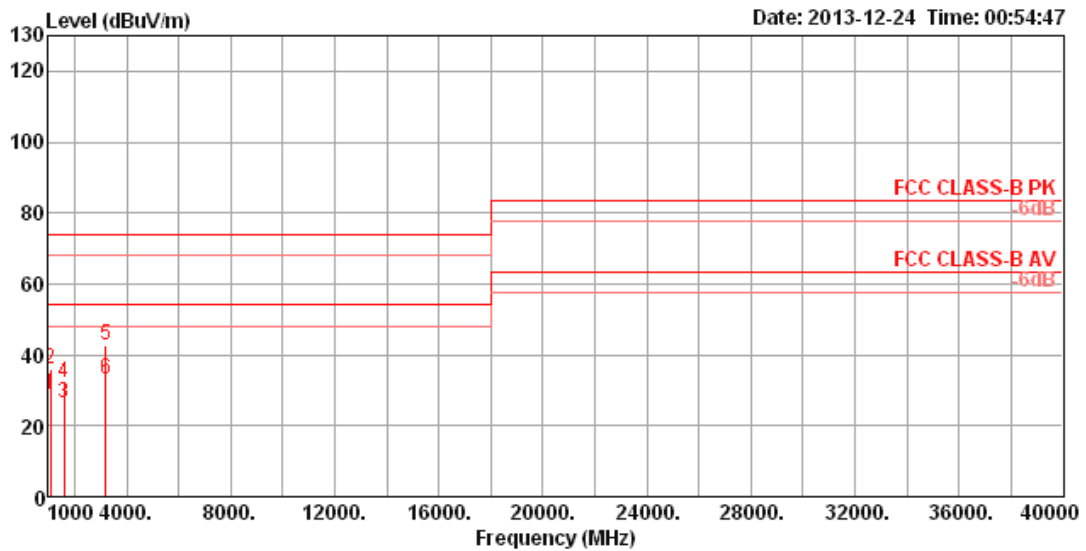
Vertical



	Freq	Level	Limit	Over	Read	CableAntenna	Preamp	A/Pos	T/Pos	Pol/Phase	Remark
	MHz	dBuV/m	dBuV/m	dB	dBuV	dB	dB/m	dB	cm	deg	
1	1600.08	32.74	54.00	-21.26	41.00	2.97	25.66	36.89	111	325 VERTICAL	Average
2	1600.10	39.35	74.00	-34.65	47.61	2.97	25.66	36.89	111	325 VERTICAL	Peak
3	3200.00	46.55	54.00	-7.45	48.24	4.35	29.91	35.95	100	354 VERTICAL	Average
4	3200.12	48.44	74.00	-25.56	50.13	4.35	29.91	35.95	100	354 VERTICAL	Peak
5	5000.01	40.28	54.00	-13.72	36.84	5.90	32.90	35.36	100	19 VERTICAL	Average
6	5000.04	48.50	74.00	-25.50	45.06	5.90	32.90	35.36	100	19 VERTICAL	Peak

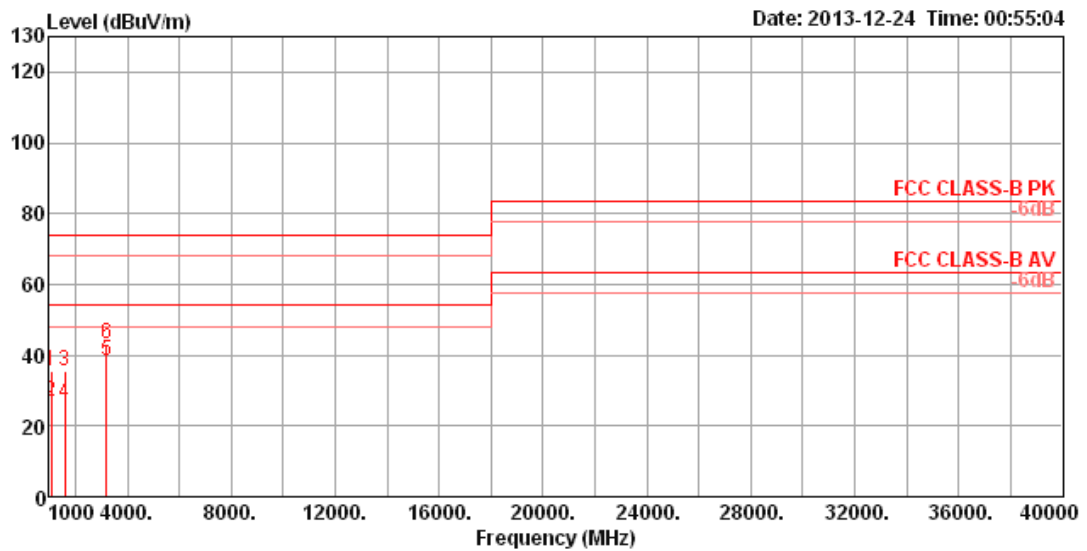
Temperature	25°C	Humidity	54%
Test Engineer	James Chou	Configurations	Radio 1 (2.4G) + Radio 2 (5G) + Radio 3 for 5G function

Horizontal



	Freq	Level	Limit Line	Over Limit	Read Level	CableAntenna Loss	Preamp Factor	A/Pos	T/Pos	Pol/Phase	Remark
	MHz	dBUV/m	dBUV/m	dB	dBUV	dB	dB/m	dB	cm	deg	
1	1062.32	28.79	54.00	-25.21	40.73	2.35	23.75	38.04	100	206 HORIZONTAL	Average
2	1062.58	35.84	74.00	-38.16	47.78	2.35	23.75	38.04	100	206 HORIZONTAL	Peak
3	1600.00	26.49	54.00	-27.51	34.75	2.97	25.66	36.89	100	276 HORIZONTAL	Average
4	1600.82	31.92	74.00	-42.08	40.17	2.98	25.66	36.89	100	276 HORIZONTAL	Peak
5	3199.78	42.87	74.00	-31.13	44.56	4.35	29.91	35.95	100	169 HORIZONTAL	Peak
6	3199.99	33.33	54.00	-20.67	35.02	4.35	29.91	35.95	100	169 HORIZONTAL	Average

Vertical



	Freq	Level	Limit	Over	Read	CableAntenna	Preamp	A/Pos	T/Pos	Pol/Phase	Remark
	MHz	dBuV/m	dBuV/m	dB	dBuV	dB	dB/m	dB	cm	deg	
1	1062.05	35.45	74.00	-38.55	47.39	2.35	23.75	38.04	100	122 VERTICAL	Peak
2	1062.32	26.71	54.00	-27.29	38.65	2.35	23.75	38.04	100	122 VERTICAL	Average
3	1599.85	35.48	74.00	-38.52	43.74	2.97	25.66	36.89	100	328 VERTICAL	Peak
4	1599.89	26.33	54.00	-27.67	34.59	2.97	25.66	36.89	100	328 VERTICAL	Average
5	3199.99	38.41	54.00	-15.59	40.10	4.35	29.91	35.95	100	346 VERTICAL	Average
6	3200.98	43.34	74.00	-30.66	45.00	4.35	29.94	35.95	100	346 VERTICAL	Peak