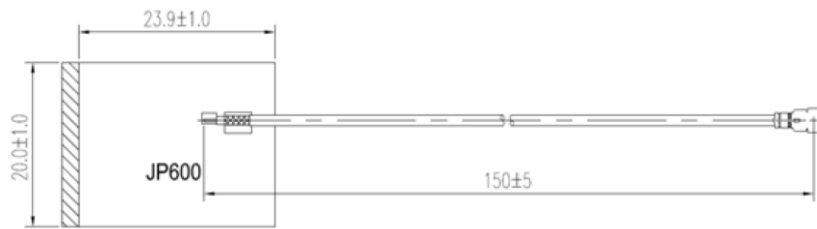


# Antenna Spec

Model: JP600



Frequency Range	Peak Gain
2400-2500 MHz	1.72
5150-5250 MHz	4.52
5250-5350 MHz	4.71
5350-5725 MHz	3.91
5750-5875 MHz	3.86

Manufacture: Aristotle enterprises Inc.

Address: 8F, No.63, Juguang Rd, Zhonghe Dist, New Taipei City 235, Taiwan, R.O.C.

1.37 150mm 3-1-1.5-Gray

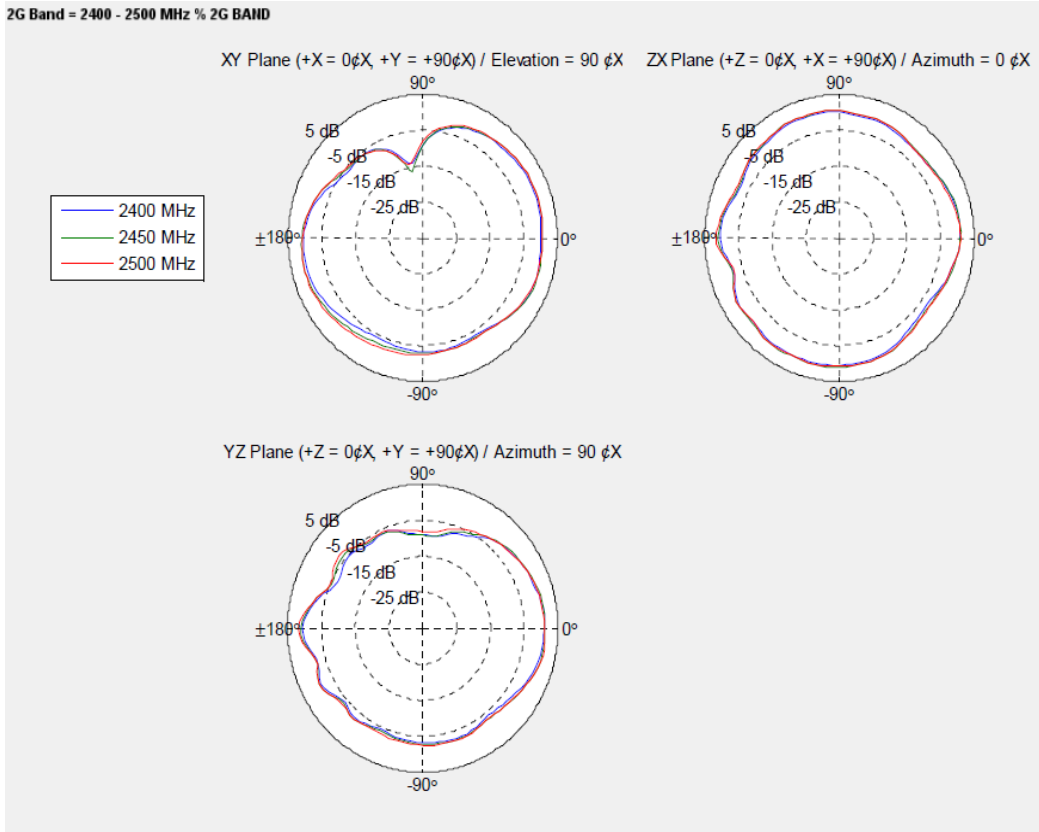
PCB : JP600

11279-P1

配版 V1.4

Frequenc y (MHz)	3D			V+H Avg. Gain			V+H Peak Gain		
	Efficiency	Avg. Gain	Peak Gair	XY-plane	YZ-plane	ZX-plane	XY-plane	YZ-plane	ZX-plane
2400.00	65.86	-1.72	1.72	-1.33	-1.30	-4.09	1.61	1.21	-0.10
2450.00	63.84	-2.06	1.43	-1.87	-2.37	-5.85	1.30	1.59	-2.55
2500.00	59.63	-2.21	1.18	-3.20	-4.44	-5.48	-0.29	-0.49	-1.99
Average	63.11	-2.00	1.44						
5150.00	58.88	-2.30	3.89	-1.41	-2.42	-3.23	2.90	3.41	1.75
5250.00	62.15	-2.07	4.52	-1.25	-2.87	-3.12	3.42	3.15	2.20
5350.00	59.80	-2.23	4.71	-1.50	-3.56	-2.98	3.30	2.20	1.98
5475.00	51.48	-2.88	3.91	-1.97	-3.51	-4.11	2.42	2.23	0.10
5600.00	46.72	-3.31	3.38	-2.36	-3.30	-4.31	1.50	3.04	0.32
5725.00	44.13	-3.55	3.88	-2.74	-3.41	-4.75	1.21	3.03	0.64
5750.00	42.46	-3.72	3.71	-3.06	-3.45	-4.89	0.92	3.14	0.50
5825.00	41.56	-3.81	3.86	-3.51	-3.34	-4.53	0.31	3.66	0.86
5875.00	41.14	-3.86	3.49	-3.44	-3.47	-4.22	0.31	3.30	1.65
Average	49.81	-3.08	3.93						

2G Band = 2400 - 2500 MHz % 2G BAND

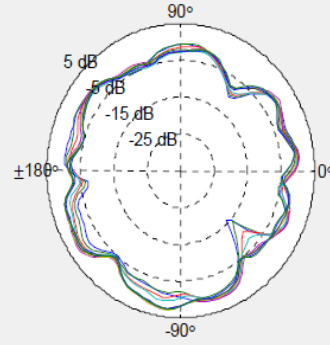
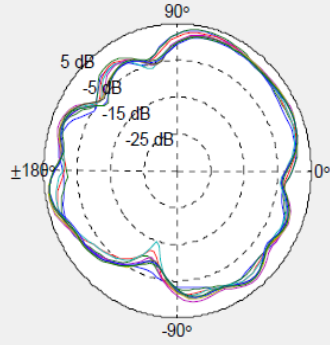


5G Band = 4900 - 5975 MHz

XY Plane (+X = 0φX, +Y = +90φX) / Elevation = 90 φX

ZX Plane (+Z = 0φX, +X = +90φX) / Azimuth = 0 φX

- 5150 MHz
- 5250 MHz
- 5350 MHz
- 5475 MHz
- 5600 MHz
- 5725 MHz
- 5750 MHz
- 5825 MHz
- 5875 MHz



YZ Plane (+Z = 0φX, +Y = +90φX) / Azimuth = 90 φX

