

1. Photographs of Conducted Emissions Test Configuration

Front view



Side view



Under table view




2. Photographs of Radiated Emissions Test Configuration

For radiated emissions 30MHz~1GHz

X-axis


Front view



Rear view




Y-axis




Front view

Rear view




Z-axis



Front view


Rear view



For radiated emissions above 1GHz

X-axis


Front view



Rear view



Y-axis




Front view

Rear view



Z-axis



Front view

Rear view



—THE END—