


1. Photographs of Conducted Emissions Test Configuration

Radio1 Ant.20

Front view



Side view



Under table view




Radio1 Ant.21+23


Front view



Side view



Under table view




Radio1 Ant.25


Front view



Side view



Under table view




Radio1 Ant.27


Front view



Side view



Under table view




Radio3

Front view



Side view



Under table view




2. Photographs of Radiated Emissions Test Configuration


For radiated emissions 30MHz~1GHz

Radio1 Ant.20

Front view




Rear view



Radio1 Ant.21+23

Front view




Rear view




Radio1 Ant.25

Front view




Rear view




Radio1 Ant.27

Front view




Rear view




Radio3

Front view




Rear view



For radiated emissions above 1GHz
Radio1 Ant.20

Front view




Rear view



Radio1 Ant.21+23

Front view




Rear view



Radio1 Ant.25

Front view




Rear view



Radio1 Ant.27

Front view




Rear view



Radio3

Front view



Rear view



————THE END————