




# FCC DFS TEST REPORT

**FCC ID** : UDX-600100010  
**Equipment** : Wi-Fi 6 Outdoor Access Point  
**Brand Name** : CISCO  
**Model Name** : MR76-HW  
**Applicant** : Cisco Systems  
170 West Tasman Drive San Jose, California. 95134  
United States  
**Manufacturer** : Cisco Systems  
170 West Tasman Drive San Jose, California. 95134  
United States  
**Standard** : 47 CFR FCC Part 15.407

The product was received on Nov. 28, 2019, and testing was started from Dec. 04, 2019 and completed on Jan. 20, 2020. We, SPORTON INTERNATIONAL INC. EMC & Wireless Communications Laboratory, would like to declare that the tested sample has been evaluated in accordance with the procedures given in FCC KDB 905462 D02 UNII DFS Compliance Procedures New Rules v02 and shown compliance with the applicable technical standards.

The report must not be used by the client to claim product certification, approval, or endorsement by TAF or any agency of government.

The test results in this report apply exclusively to the tested model / sample. Without written approval of SPORTON INTERNATIONAL INC. EMC & Wireless Communications Laboratory, the test report shall not be reproduced except in full.



Approved by: Sam Chen

**SPORTON INTERNATIONAL INC. EMC & Wireless Communications Laboratory**  
No. 52, Huaya 1st Rd., Guishan Dist., Taoyuan City, Taiwan (R.O.C.)



## Table of Contents

History of this test report.....3

Summary of Test Result.....4

**1 General Description .....5**

1.1 Information.....5

1.2 Accessories .....22

1.3 Support Equipment.....22

1.4 Applicable Standards .....22

1.5 Testing Location Information .....22

**2 Test Configuration of EUT .....23**

2.1 Test Channel Frequencies Configuration.....23

2.2 The Worst Case Measurement Configuration .....23

**3 Dynamic Frequency Selection (DFS) Test Result .....24**

3.1 General DFS Information .....24

3.2 Radar Test Waveform Calibration .....27

3.3 UNII Detection Bandwidth .....37

3.4 Channel Availability Check (CAC).....41

3.5 In-service Monitoring .....45

3.6 Statistical Performance Check .....52

**4 Test Equipment and Calibration Data .....131**

**5 Measurement Uncertainty .....132**

### Appendix A. Test Photos

#### Photographs of EUT v01





### Summary of Test Result

Report Clause	Ref Std. Clause	Test Items	Result (PASS/FAIL)	Remark
3.3	FCC KDB 905462 7.8.1	DFS: UNII Detection Bandwidth Measurement	PASS	-
3.4	FCC KDB 905462 7.8.2.1	DFS: Initial Channel Availability Check Time	PASS	-
3.4	FCC KDB 905462 7.8.2.2	DFS: Radar Burst at the Beginning of the Channel Availability Check Time	PASS	-
3.4	FCC KDB 905462 7.8.2.3	DFS: Radar Burst at the End of the Channel Availability Check Time	PASS	-
3.5	FCC KDB 905462 7.8.3	DFS: In-Service Monitoring for Channel Move Time (CMT)	PASS	-
3.5	FCC KDB 905462 7.8.3	DFS: In-Service Monitoring for Channel Closing Transmission Time (CCTT)	PASS	-
3.5	FCC KDB 905462 7.8.3	DFS: In-Service Monitoring for Non-Occupancy Period (NOP)	PASS	-
3.6	FCC KDB 905462 7.8.4	DFS: Statistical Performance Check	PASS	-
3.1.4	FCC KDB 905462 8.1	User Access Restrictions	PASS	-

**Declaration of Conformity:**

The test results with all measurement uncertainty excluded are presented in accordance with the regulation limits or requirements declared by manufacturers.

**Comments and Explanations:**

The declared of product specification for EUT presented in the report are provided by the manufacturer, and the manufacturer takes all the responsibilities for the accuracy of product specification.

**Reviewed by: Sam Chen**

**Report Producer: Sandy Chuang**



# 1 General Description

## 1.1 Information

### 1.1.1 RF General Information

Specification Items	Description
Frequency Range	5250 MHz – 5350 MHz 5470 MHz – 5725 MHz
Power Type	From PoE
Channel Bandwidth	20/40/80MHz operating channel bandwidth
Operating Mode	<input checked="" type="checkbox"/> Master (Radio 2)
	<input type="checkbox"/> Client with radar detection
	<input checked="" type="checkbox"/> Client without radar detection (Radio 3)
Communication Mode	<input checked="" type="checkbox"/> IP Based (Load Based) <input type="checkbox"/> Frame Based
TPC Function	<input checked="" type="checkbox"/> With TPC <input type="checkbox"/> Without TPC
Weather Band (5600~5650MHz)	<input checked="" type="checkbox"/> With 5600~5650MHz <input type="checkbox"/> Without 5600~5650MHz
Software / Firmware Version	T-201911182221-Gf0147eb9-L6c73b9a0-samrat-temptress
<ul style="list-style-type: none"><li>♦ 11a, HT20 and HT40 use a combination of OFDM-BPSK, QPSK, 16QAM, 64QAM modulation.</li><li>♦ VHT20, VHT40, VHT80 use a combination of OFDM-BPSK, QPSK, 16QAM, 64QAM, 256QAM modulation.</li><li>♦ EUT employ a TPC mechanism and TPC have the capability to operate at least 6 dB below highest RF output power.</li></ul>	

Note: The above information was declared by manufacturer.



TPC Power Result
<Radio 2>
For Non-beamforming mode
Ant. Group 1

Table with 5 columns: Mode, Min Power (dBm), Max Power (dBm), Min EIRP (dBm), Max EIRP (dBm). Rows include various modes like 802.11a, 802.11ac, and 802.11ax with their respective power and EIRP values.



<b>Mode</b>	<b>Min Power (dBm)</b>	<b>Max Power (dBm)</b>	<b>Min EIRP (dBm)</b>	<b>Max EIRP (dBm)</b>
802.11ax HEW40_Nss1,(MCS0)_2TX	-	-	-	-
5.25-5.35GHz	16.17	22.17	23.17	29.17
5.47-5.725GHz	16.49	22.49	23.49	29.49
802.11ax HEW80_Nss1,(MCS0)_1TX	-	-	-	-
5.25-5.35GHz	10.82	16.82	17.82	23.82
5.47-5.725GHz	13.32	19.32	20.32	26.32
802.11ax HEW80_Nss1,(MCS0)_2TX	-	-	-	-
5.25-5.35GHz	12.60	18.60	19.60	25.60
5.47-5.725GHz	15.24	21.24	22.24	28.24



Ant. Group 2

Mode	Min Power (dBm)	Max Power (dBm)	Min EIRP (dBm)	Max EIRP (dBm)
802.11a_Nss1,(6Mbps)_1TX(Port2)	-	-	-	-
5.25-5.35GHz	10.14	16.14	23.14	29.14
5.47-5.725GHz	10.32	16.32	23.32	29.32
802.11a_Nss1,(6Mbps)_2TX	-	-	-	-
5.25-5.35GHz	8.02	14.02	21.02	27.02
5.47-5.725GHz	7.97	13.97	20.97	26.97
802.11ac VHT20_Nss1,(MCS0)_1TX(Port2)	-	-	-	-
5.25-5.35GHz	10.22	16.22	23.22	29.22
5.47-5.725GHz	10.21	16.21	23.21	29.21
802.11ac VHT20_Nss1,(MCS0)_2TX	-	-	-	-
5.25-5.35GHz	8.26	14.26	21.26	27.26
5.47-5.725GHz	8.36	14.36	21.36	27.36
802.11ac VHT40_Nss1,(MCS0)_1TX(Port2)	-	-	-	-
5.25-5.35GHz	10.07	16.07	23.07	29.07
5.47-5.725GHz	10.27	16.27	23.27	29.27
802.11ac VHT40_Nss1,(MCS0)_2TX	-	-	-	-
5.25-5.35GHz	10.18	16.18	23.18	29.18
5.47-5.725GHz	10.33	16.33	23.33	29.33
802.11ac VHT80_Nss1,(MCS0)_1TX(Port2)	-	-	-	-
5.25-5.35GHz	7.49	13.49	20.49	26.49
5.47-5.725GHz	9.86	15.86	22.86	28.86
802.11ac VHT80_Nss1,(MCS0)_2TX	-	-	-	-
5.25-5.35GHz	9.99	15.99	22.99	28.99
5.47-5.725GHz	10.04	16.04	23.04	29.04
802.11ax HEW20_Nss1,(MCS0)_1TX(Port2)	-	-	-	-
5.25-5.35GHz	10.42	16.42	23.42	29.42
5.47-5.725GHz	10.32	16.32	23.32	29.32
802.11ax HEW20_Nss1,(MCS0)_2TX	-	-	-	-
5.25-5.35GHz	8.54	14.54	21.54	27.54
5.47-5.725GHz	8.61	14.61	21.61	27.61
802.11ax HEW40_Nss1,(MCS0)_1TX(Port2)	-	-	-	-
5.25-5.35GHz	10.27	16.27	23.27	29.27
5.47-5.725GHz	10.35	16.35	23.35	29.35
802.11ax HEW40_Nss1,(MCS0)_2TX	-	-	-	-
5.25-5.35GHz	10.26	16.26	23.26	29.26





<b>Mode</b>	<b>Min Power (dBm)</b>	<b>Max Power (dBm)</b>	<b>Min EIRP (dBm)</b>	<b>Max EIRP (dBm)</b>
5.47-5.725GHz	10.42	16.42	23.42	29.42
802.11ax HEW80_Nss1,(MCS0)_1TX(Port2)	-	-	-	-
5.25-5.35GHz	7.69	13.69	20.69	26.69
5.47-5.725GHz	10.08	16.08	23.08	29.08
802.11ax HEW80_Nss1,(MCS0)_2TX	-	-	-	-
5.25-5.35GHz	10.27	16.27	23.27	29.27
5.47-5.725GHz	10.28	16.28	23.28	29.28

**Ant. Group 3**

Mode	Min Power (dBm)	Max Power (dBm)	Min EIRP (dBm)	Max EIRP (dBm)
802.11a_Nss1,(6Mbps)_1TX(Port2)	-	-	-	-
5.25-5.35GHz	14.02	20.02	21.12	27.12
5.47-5.725GHz	13.67	19.67	20.77	26.77
802.11a_Nss1,(6Mbps)_2TX	-	-	-	-
5.25-5.35GHz	13.27	19.27	20.37	26.37
5.47-5.725GHz	13.13	19.13	20.23	26.23
802.11ac VHT20_Nss1,(MCS0)_1TX(Port2)	-	-	-	-
5.25-5.35GHz	13.99	19.99	21.09	27.09
5.47-5.725GHz	13.88	19.88	20.98	26.98
802.11ac VHT20_Nss1,(MCS0)_2TX	-	-	-	-
5.25-5.35GHz	13.38	19.38	20.48	26.48
5.47-5.725GHz	13.49	19.49	20.59	26.59
802.11ac VHT40_Nss1,(MCS0)_1TX(Port2)	-	-	-	-
5.25-5.35GHz	12.16	18.16	19.26	25.26
5.47-5.725GHz	13.54	19.54	20.64	26.64
802.11ac VHT40_Nss1,(MCS0)_2TX	-	-	-	-
5.25-5.35GHz	15.46	21.46	22.56	28.56
5.47-5.725GHz	15.52	21.52	22.62	28.62
802.11ac VHT80_Nss1,(MCS0)_1TX(Port2)	-	-	-	-
5.25-5.35GHz	10.16	16.16	17.26	23.26
5.47-5.725GHz	12.53	18.53	19.63	25.63
802.11ac VHT80_Nss1,(MCS0)_2TX	-	-	-	-
5.25-5.35GHz	12.38	18.38	19.48	25.48
5.47-5.725GHz	15.64	21.64	22.74	28.74
802.11ax HEW20_Nss1,(MCS0)_1TX(Port2)	-	-	-	-
5.25-5.35GHz	14.07	20.07	21.17	27.17
5.47-5.725GHz	14.08	20.08	21.18	27.18
802.11ax HEW20_Nss1,(MCS0)_2TX	-	-	-	-
5.25-5.35GHz	13.60	19.60	20.70	26.70
5.47-5.725GHz	13.79	19.79	20.89	26.89
802.11ax HEW40_Nss1,(MCS0)_1TX(Port2)	-	-	-	-
5.25-5.35GHz	12.30	18.30	19.40	25.40
5.47-5.725GHz	12.94	18.94	20.04	26.04
802.11ax HEW40_Nss1,(MCS0)_2TX	-	-	-	-
5.25-5.35GHz	16.17	22.17	23.27	29.27
5.47-5.725GHz	16.14	22.14	23.24	29.24



<b>Mode</b>	<b>Min Power (dBm)</b>	<b>Max Power (dBm)</b>	<b>Min EIRP (dBm)</b>	<b>Max EIRP (dBm)</b>
802.11ax HEW80_Nss1,(MCS0)_1TX(Port2)	-	-	-	-
5.25-5.35GHz	10.53	16.53	17.63	23.63
5.47-5.725GHz	12.73	18.73	19.83	25.83
802.11ax HEW80_Nss1,(MCS0)_2TX	-	-	-	-
5.25-5.35GHz	12.60	18.60	19.70	25.70
5.47-5.725GHz	15.83	21.83	22.93	28.93



Ant. Group 4

Mode	Min Power (dBm)	Max Power (dBm)	Min EIRP (dBm)	Max EIRP (dBm)
802.11a_Nss1,(6Mbps)_1TX(Port2)	-	-	-	-
5.25-5.35GHz	11.97	17.97	23.27	29.27
5.47-5.725GHz	11.64	17.64	22.94	28.94
802.11a_Nss1,(6Mbps)_2TX	-	-	-	-
5.25-5.35GHz	9.22	15.22	20.52	26.52
5.47-5.725GHz	9.00	15.00	20.30	26.30
802.11ac VHT20_Nss1,(MCS0)_1TX(Port2)	-	-	-	-
5.25-5.35GHz	11.82	17.82	23.12	29.12
5.47-5.725GHz	11.67	17.67	22.97	28.97
802.11ac VHT20_Nss1,(MCS0)_2TX	-	-	-	-
5.25-5.35GHz	9.36	15.36	20.66	26.66
5.47-5.725GHz	9.22	15.22	20.52	26.52
802.11ac VHT40_Nss1,(MCS0)_1TX(Port2)	-	-	-	-
5.25-5.35GHz	11.90	17.90	23.20	29.20
5.47-5.725GHz	11.82	17.82	23.12	29.12
802.11ac VHT40_Nss1,(MCS0)_2TX	-	-	-	-
5.25-5.35GHz	11.62	17.62	22.92	28.92
5.47-5.725GHz	12.01	18.01	23.31	29.31
802.11ac VHT80_Nss1,(MCS0)_1TX(Port2)	-	-	-	-
5.25-5.35GHz	7.95	13.95	19.25	25.25
5.47-5.725GHz	11.86	17.86	23.16	29.16
802.11ac VHT80_Nss1,(MCS0)_2TX	-	-	-	-
5.25-5.35GHz	10.84	16.84	22.14	28.14
5.47-5.725GHz	11.93	17.93	23.23	29.23
802.11ax HEW20_Nss1,(MCS0)_1TX(Port2)	-	-	-	-
5.25-5.35GHz	12.02	18.02	23.32	29.32
5.47-5.725GHz	12.15	18.15	23.45	29.45
802.11ax HEW20_Nss1,(MCS0)_2TX	-	-	-	-
5.25-5.35GHz	9.63	15.63	20.93	26.93
5.47-5.725GHz	9.46	15.46	20.76	26.76
802.11ax HEW40_Nss1,(MCS0)_1TX(Port2)	-	-	-	-
5.25-5.35GHz	11.97	17.97	23.27	29.27
5.47-5.725GHz	11.87	17.87	23.17	29.17
802.11ax HEW40_Nss1,(MCS0)_2TX	-	-	-	-
5.25-5.35GHz	11.82	17.82	23.12	29.12



<b>Mode</b>	<b>Min Power (dBm)</b>	<b>Max Power (dBm)</b>	<b>Min EIRP (dBm)</b>	<b>Max EIRP (dBm)</b>
5.47-5.725GHz	12.06	18.06	23.36	29.36
802.11ax HEW80_Nss1,(MCS0)_1TX(Port2)	-	-	-	-
5.25-5.35GHz	8.12	14.12	19.42	25.42
5.47-5.725GHz	12.06	18.06	23.36	29.36
802.11ax HEW80_Nss1,(MCS0)_2TX	-	-	-	-
5.25-5.35GHz	11.14	17.14	22.44	28.44
5.47-5.725GHz	12.11	18.11	23.41	29.41

**For beamforming mode  
Ant. Group 1**

Mode	Min Power (dBm)	Max Power (dBm)	Min EIRP (dBm)	Max EIRP (dBm)
802.11ac VHT20-BF_Nss1,(MCS0)_2TX	-	-	-	-
5.25-5.35GHz	13.31	19.31	23.32	29.32
5.47-5.725GHz	13.12	19.12	23.13	29.13
802.11ac VHT40-BF_Nss1,(MCS0)_2TX	-	-	-	-
5.25-5.35GHz	13.33	19.33	23.34	29.34
5.47-5.725GHz	12.94	18.94	22.95	28.95
802.11ac VHT80-BF_Nss1,(MCS0)_2TX	-	-	-	-
5.25-5.35GHz	11.73	17.73	21.74	27.74
5.47-5.725GHz	13.15	19.15	23.16	29.16
802.11ax HEW20-BF_Nss1,(MCS0)_2TX	-	-	-	-
5.25-5.35GHz	13.38	19.38	23.39	29.39
5.47-5.725GHz	13.13	19.13	23.14	29.14
802.11ax HEW40-BF_Nss1,(MCS0)_2TX	-	-	-	-
5.25-5.35GHz	13.38	19.38	23.39	29.39
5.47-5.725GHz	13.03	19.03	23.04	29.04
802.11ax HEW80-BF_Nss1,(MCS0)_2TX	-	-	-	-
5.25-5.35GHz	11.74	17.74	21.75	27.75
5.47-5.725GHz	13.24	19.24	23.25	29.25

**Ant. Group 2**

Mode	Min Power (dBm)	Max Power (dBm)	Min EIRP (dBm)	Max EIRP (dBm)
802.11ac VHT20-BF_Nss1,(MCS0)_2TX	-	-	-	-
5.25-5.35GHz	7.29	13.29	23.30	29.30
5.47-5.725GHz	6.88	12.88	22.89	28.89
802.11ac VHT40-BF_Nss1,(MCS0)_2TX	-	-	-	-
5.25-5.35GHz	6.95	12.95	22.96	28.96
5.47-5.725GHz	7.31	13.31	23.32	29.32
802.11ac VHT80-BF_Nss1,(MCS0)_2TX	-	-	-	-
5.25-5.35GHz	6.66	12.66	22.67	28.67
5.47-5.725GHz	7.33	13.33	23.34	29.34
802.11ax HEW20-BF_Nss1,(MCS0)_2TX	-	-	-	-
5.25-5.35GHz	7.38	13.38	23.39	29.39
5.47-5.725GHz	6.91	12.91	22.92	28.92
802.11ax HEW40-BF_Nss1,(MCS0)_2TX	-	-	-	-
5.25-5.35GHz	7.07	13.07	23.08	29.08
5.47-5.725GHz	7.42	13.42	23.43	29.43
802.11ax HEW80-BF_Nss1,(MCS0)_2TX	-	-	-	-
5.25-5.35GHz	6.77	12.77	22.78	28.78
5.47-5.725GHz	7.48	13.48	23.49	29.49



Ant. Group 3

Mode	Min Power (dBm)	Max Power (dBm)	Min EIRP (dBm)	Max EIRP (dBm)
802.11ac VHT20-BF_Nss1,(MCS0)_2TX	-	-	-	-
5.25-5.35GHz	13.31	19.31	23.42	29.42
5.47-5.725GHz	13.14	19.14	23.25	29.25
802.11ac VHT40-BF_Nss1,(MCS0)_2TX	-	-	-	-
5.25-5.35GHz	13.33	19.33	23.44	29.44
5.47-5.725GHz	12.94	18.94	23.05	29.05
802.11ac VHT80-BF_Nss1,(MCS0)_2TX	-	-	-	-
5.25-5.35GHz	11.73	17.73	21.84	27.84
5.47-5.725GHz	12.50	18.50	22.61	28.61
802.11ax HEW20-BF_Nss1,(MCS0)_2TX	-	-	-	-
5.25-5.35GHz	13.38	19.38	23.49	29.49
5.47-5.725GHz	13.21	19.21	23.32	29.32
802.11ax HEW40-BF_Nss1,(MCS0)_2TX	-	-	-	-
5.25-5.35GHz	13.38	19.38	23.49	29.49
5.47-5.725GHz	13.03	19.03	23.14	29.14
802.11ax HEW80-BF_Nss1,(MCS0)_2TX	-	-	-	-
5.25-5.35GHz	11.74	17.74	21.85	27.85
5.47-5.725GHz	12.54	18.54	22.65	28.65





Ant. Group 4

Mode	Min Power (dBm)	Max Power (dBm)	Min EIRP (dBm)	Max EIRP (dBm)
802.11ac VHT20-BF_Nss1,(MCS0)_2TX	-	-	-	-
5.25-5.35GHz	8.83	14.83	23.14	29.14
5.47-5.725GHz	8.55	14.55	22.86	28.86
802.11ac VHT40-BF_Nss1,(MCS0)_2TX	-	-	-	-
5.25-5.35GHz	8.76	14.76	23.07	29.07
5.47-5.725GHz	8.62	14.62	22.93	28.93
802.11ac VHT80-BF_Nss1,(MCS0)_2TX	-	-	-	-
5.25-5.35GHz	8.57	14.57	22.88	28.88
5.47-5.725GHz	8.53	14.53	22.84	28.84
802.11ax HEW20-BF_Nss1,(MCS0)_2TX	-	-	-	-
5.25-5.35GHz	8.86	14.86	23.17	29.17
5.47-5.725GHz	8.63	14.63	22.94	28.94
802.11ax HEW40-BF_Nss1,(MCS0)_2TX	-	-	-	-
5.25-5.35GHz	9.10	15.10	23.41	29.41
5.47-5.725GHz	8.93	14.93	23.24	29.24
802.11ax HEW80-BF_Nss1,(MCS0)_2TX	-	-	-	-
5.25-5.35GHz	8.61	14.61	22.92	28.92
5.47-5.725GHz	8.75	14.75	23.06	29.06



<Radio 3>

PIFA Ant.

Mode	Min Power (dBm)	Max Power (dBm)	Min EIRP (dBm)	Max EIRP (dBm)
802.11a_Nss1,(6Mbps)_1TX	-	-	-	-
5.25-5.35GHz	10.24	16.24	16.14	22.14
5.47-5.725GHz	8.57	14.57	14.47	20.47
802.11ac VHT20_Nss1,(MCS0)_1TX	-	-	-	-
5.25-5.35GHz	10.09	16.09	15.99	21.99
5.47-5.725GHz	8.46	14.46	14.36	20.36
802.11ac VHT40_Nss1,(MCS0)_1TX	-	-	-	-
5.25-5.35GHz	9.81	15.81	15.71	21.71
5.47-5.725GHz	8.61	14.61	14.51	20.51
802.11ac VHT80_Nss1,(MCS0)_1TX	-	-	-	-
5.25-5.35GHz	5.00	11.00	10.90	16.90
5.47-5.725GHz	7.27	13.27	13.17	19.17

**1.1.2 Antenna Information**

<b>Group</b>	<b>Ant. No</b>	<b>Brand</b>	<b>Model Name</b>	<b>Antenna Type</b>	<b>Connector</b>
1	1	Meraki	MA-ANT-20	Omni	N-Type
	2	Meraki	MA-ANT-20	Omni	N-Type
	3	Meraki	MA-ANT-20	Omni	N-Type
	4	Meraki	MA-ANT-20	Omni	N-Type
2	1	Meraki	MA-ANT-23	Sector	N-Type
	2	Meraki	MA-ANT-23	Sector	N-Type
	3	Meraki	MA-ANT-21	Sector	N-Type
	4	Meraki	MA-ANT-21	Sector	N-Type
3	1	Meraki	MA-ANT-25	Sector	N-Type
	2	Meraki	MA-ANT-25	Sector	N-Type
	3	Meraki	MA-ANT-25	Sector	N-Type
	4	Meraki	MA-ANT-25	Sector	N-Type
4	1	Meraki	MA-ANT-27	Sector	N-Type
	2	Meraki	MA-ANT-27	Sector	N-Type
	3	Meraki	MA-ANT-27	Sector	N-Type
	4	Meraki	MA-ANT-27	Sector	N-Type
-	5	Meraki	MR76	PIFA	I-PEX
-	6	Meraki	MR76	PIFA	I-PEX



Group	Ant. No	Gain (dBi)			Remark
		2.4GHz	5GHz	Bluetooth	
1	1	4	-	-	Radio 1
	2	4	-	-	Radio 1
	3	-	7	-	Radio 2
	4	-	7	-	Radio 2
2	1	11	-	-	Radio 1
	2	11	-	-	Radio 1
	3	-	13	-	Radio 2
	4	-	13	-	Radio 2
3	1	8.1	-	-	Radio 1
	2	8.1	-	-	Radio 1
	3	-	7.1	-	Radio 2
	4	-	7.1	-	Radio 2
4	1	9.8	-	-	Radio 1
	2	9.8	-	-	Radio 1
	3	-	11.3	-	Radio 2
	4	-	11.3	-	Radio 2
-	5	4.6	5.9	-	Radio 3 (Scanning)
-	6	-	-	4.7	Radio 4 (Bluetooth LE)

Note 1: The above information was declared by manufacturer.

Note 2: The group 1 with the lowest gain was selected to test and record in the test report.

**For 2.4GHz function:**

**<Radio 1>**

For IEEE 802.11 b/g/n/VHT/ax (1TX/1RX)

The EUT supports the antenna with TX and RX diversity functions.

Both Ant. 1 and Ant. 2 support transmit and receive functions, but only one of them will be used at one time.

For IEEE 802.11 b/g/n/VHT/ax (2TX/2RX)

Ant. 1 and Ant. 2 could transmit/receive simultaneously.

**< Radio 3>**

For IEEE 802.11 b/g/n/VHT (1TX/1RX)

Ant. 5 could transmit/receive simultaneously.

**For 5GHz function:**

**<Radio 2>**

For IEEE 802.11 a/n/ac/ax (1TX/1RX)

The EUT supports the antenna with TX and RX diversity functions.

Both Ant. 3 and Ant. 4 support transmit and receive functions, but only one of them will be used at one time.

For IEEE 802.11 a/n/ac/ax (2TX/2RX)

Ant. 3 and Ant. 4 could transmit/receive simultaneously.

**< Radio 3>**

For IEEE 802.11 a/n/ac (1TX/1RX)

Ant. 5 could could transmit/receive simultaneously.

**For Bluetooth function:**

**< Radio 4>**

For IEEE 802.15.1 Bluetooth mode (1TX/1RX)

Ant. 6 could transmit/receive simultaneously.



### 1.1.3 DFS Band Carrier Frequencies

There are three bandwidth systems.

For 20MHz bandwidth systems, use Channel 52, 56, 60, 64, 100, 104, 108, 112, 116, 120, 124, 128, 132, 136, 140, 144.

For 40MHz bandwidth systems, use Channel 54, 62, 102, 110, 118, 126, 134, 142.

For 80MHz bandwidth systems, use Channel 58, 106, 122, 138.

Frequency Band	Channel No.	Frequency	Channel No.	Frequency
5250~5350 MHz Band 2	52	5260 MHz	60	5300 MHz
	54	5270 MHz	62	5310 MHz
	56	5280 MHz	64	5320 MHz
	58	5290 MHz	-	-
5470~5725 MHz Band 3	100	5500 MHz	124	5620 MHz
	102	5510 MHz	126	5630 MHz
	104	5520 MHz	128	5640 MHz
	106	5530 MHz	132	5660 MHz
	108	5540 MHz	134	5670 MHz
	110	5550 MHz	138	5690 MHz
	112	5560 MHz	136	5680 MHz
	116	5580 MHz	140	5700 MHz
	118	5590 MHz	142	5710 MHz
	120	5600 MHz	144	5720 MHz
	122	5610 MHz	-	-



## 1.2 Accessories

Mounting bracket\*1  
Ground cable\*1

## 1.3 Support Equipment

Support Equipment				
No.	Equipment	Brand Name	Model Name	FCC ID
A	Notebook	DELL	E4300	N/A
B	Notebook	DELL	E4300	N/A
C	WLAN module	Intel	AX200NGW	PD9AX200NG
D	PoE	CISCO	MA-INJ-4	N/A

## 1.4 Applicable Standards

According to the specifications of the manufacturer, the EUT must comply with the requirements of the following standards:

- ♦ FCC KDB 905462 D02 UNII DFS Compliance Procedures New Rules v02

## 1.5 Testing Location Information

Testing Location				
<input type="checkbox"/>	HWA YA	ADD : No. 52, Huaya 1st Rd., Guishan Dist., Taoyuan City, Taiwan (R.O.C.) TEL : 886-3-327-3456 FAX : 886-3-327-0973		
<input checked="" type="checkbox"/>	JHUBEI	ADD : No.8, Lane 724, Bo-ai St., Jhubei City, HsinChu County 302, Taiwan, R.O.C. TEL : 886-3-656-9065 FAX : 886-3-656-9085		
Test Condition	Test Site No.	Test Engineer	Test Environment	Test Date
DFS Site	DF01-CB	Kevin Huang	22.6-23°C / 58-62%	Dec. 04, 2019~ Jan. 20, 2020

Test site Designation No. TW0006 with FCC  
Test site registered number IC 4086D with Industry Canada.



## 2 Test Configuration of EUT

### 2.1 Test Channel Frequencies Configuration

Test Channel Frequencies Configuration	
IEEE Std.	Test Channel Freq. (MHz)
802.11ax (HEW20)	5500 MHz
802.11ax (HEW40)	5510 MHz
802.11ax (HEW80)	5530 MHz

### 2.2 The Worst Case Measurement Configuration

The Worst Case Mode for Following Conformance Tests	
<b>Tests Item</b>	Dynamic Frequency Selection (DFS)
<b>Test Condition</b>	Radiated measurement The EUT shall be configured to operate at the highest transmitter output power setting. If more than one antenna assembly is intended for this power setting, the gain of the antenna assembly with the lowest gain shall be used. The DFS radar test signals have been aligned to the direction corresponding to the EUT's maximum antenna gain.
<b>Modulation Mode</b>	802.11ax (HEW20), 802.11ax (HEW40), 802.11ax (HEW80)
<b>Test Mode</b>	Radio 2 + Ant. Group 1



### 3 Dynamic Frequency Selection (DFS) Test Result

#### 3.1 General DFS Information

##### 3.1.1 DFS Parameters

Table D.1: DFS requirement values	
Parameter	Value
Non-occupancy period	Minimum 30 minutes
Channel Availability Check Time	60 seconds
Channel Move Time	10 seconds (Note 1).
Channel Closing Transmission Time	200 milliseconds + an aggregate of 60 milliseconds over remaining 10 second periods. (Notes 1 and 2).
U-NII Detection Bandwidth	Minimum 100% of the 99% power bandwidth (Note 3).

Note 1: Channel Move Time and the Channel Closing Transmission Time should be performed with Radar Type 0. The measurement timing begins at the end of the Radar Type 0 burst.

Note 2: The Channel Closing Transmission Time is comprised of 200 milliseconds starting at the beginning of the Channel Move Time plus any additional intermittent control signals required to facilitate Channel changes (an aggregate of 60 milliseconds) during the remainder of the 10 second period. The aggregate duration of control signals will not count quiet periods in between transmissions.

Note 3: During the U-NII Detection Bandwidth detection test, radar type 0 is used and for each frequency step the minimum percentage of detection is 90%. Measurements are performed with no data traffic.

Table D.2: Interference threshold values	
Maximum Transmit Power	Value (see note)
EIRP ≥ 200 mW	-64 dBm
EIRP < 200 mW and PSD < 10dBm/MHz	-62 dBm
EIRP < 200 mW and PSD ≥ 10dBm/MHz	-64 dBm

Note 1: This is the level at the input of the receiver assuming a 0 dBi receive antenna.

Note 2: Throughout these test procedures an additional 1 dB has been added to the amplitude of the test transmission waveforms to account for variations in measurement equipment. This will ensure that the test signal is at or above the detection threshold level to trigger a DFS response.

Note3: EIRP is based on the highest antenna gain. For MIMO devices refer to KDB Publication 662911D01.





**3.1.2 Applicability of DFS Requirements Prior to Use of a Channel**

Requirement	DFS Operational mode		
	Master	Client without radar detection	Client with radar detection
<i>Non-Occupancy Period</i>	Yes	Not required	Yes
<i>DFS Detection Threshold</i>	Yes	Not required	Yes
<i>Channel Availability Check Time</i>	Yes	Not required	Not required
<i>U-NII Detection Bandwidth</i>	Yes	Not required	Yes

**3.1.3 Applicability of DFS Requirements during Normal Operation**

Requirement	DFS Operational mode		
	Master	Client without radar detection	Client with radar detection
<i>DFS Detection Threshold</i>	Yes	Not required	Yes
<i>Channel Closing Transmission Time</i>	Yes	Yes	Yes
<i>Channel Move Time</i>	Yes	Yes	Yes
<i>U-NII Detection Bandwidth</i>	Yes	Not required	Yes

Additional requirements for devices with multiple bandwidth modes	Master Device or Client with Radar Detection	Client Without Radar Detection
U-NII Detection Bandwidth and Statistical Performance Check	All BW modes must be tested	Not required
Channel Move Time and Channel Closing Transmission Time	Test using widest BW mode available	Test using the widest BW mode available for the link
All other tests	Any single BW mode	Not required

**Note:** Frequencies selected for statistical performance check (Section 7.8.4) should include several frequencies within the radar detection bandwidth and frequencies near the edge of the radar detection bandwidth. For 802.11 devices it is suggested to select frequencies in each of the bonded 20 MHz channels and the channel center frequency.



### 3.1.4 User Access Restrictions

User Access Restrictions	
<input checked="" type="checkbox"/>	DFS controls (hardware or software) related to radar detection are NOT accessible to the user. Manufacturer statement confirming that information regarding the parameters of the detected Radar Waveforms is not available to the end user.

### 3.1.5 Channel Loading/Data Streaming

<input type="checkbox"/>	The data file (MPEG-4) has been transmitting in a streaming mode.
<input checked="" type="checkbox"/>	Software to ping the client is permitted to simulate data transfer with random ping intervals.
<input checked="" type="checkbox"/>	Minimum channel loading of approximately 17%.
<input type="checkbox"/>	Unicast protocol has been used.



### 3.2 Radar Test Waveform Calibration

#### 3.2.1 Short Pulse Radar Test Waveforms

Radar Type	Pulse Width (µsec)	PRI (µsec)	Number of Pulses	Minimum Percentage of Successful Detection	Minimum Trials
0	1	1428	18	See Note 1	See Note 1
1A	1	15 unique PRI in KDB 905462 D02 Table 5a	$\text{Roundup}\left\{\left(\frac{1}{360}\right) \times \left(\frac{19 \times 10^6}{PRI}\right)\right\}$	60%	15
1B	1	15 unique PRI within 518-3066, Excluding 1A PRI		60%	15
2	1-5	150-230	23-29	60%	30
3	6-10	200-500	16-18	60%	30
4	11-20	200-500	12-16	60%	30
Aggregate (Radar Types 1-4)				80%	120
<b>Note 1:</b> Short Pulse Radar Type 0 should be used for the detection bandwidth test, channel move time, and channel closing time tests.					

A minimum of 30 unique waveforms are required for each of the short pulse radar types 1 through 4. If more than 30 waveforms are used for short pulse radar types 1 through 4, then each additional waveform must also be unique and not repeated from the previous waveforms. The aggregate is the average of the percentage of successful detections of short pulse radar types 1-4.

#### 3.2.2 Long Pulse Radar Test Waveform

Radar Type	Pulse Width (µsec)	Chirp Width (MHz)	PRI (µsec)	Number of Pulses per Burst	Number of Bursts	Minimum Percentage of Successful Detection	Minimum Trials
5	50-100	5-20	1000-2000	1-3	8-20	80%	30

Each waveform is defined as follows:

- The transmission period for the Long Pulse Radar test signal is 12 seconds.
- There are a total of 8 to 20 Bursts in the 12 second period, with the number of Bursts being randomly chosen. This number is Burst Count.
- Each Burst consists of 1 to 3 pulses, with the number of pulses being randomly chosen. Each Burst within the 12 second sequence may have a different number of pulses.
- The pulse width is between 50 and 100 microseconds, with the pulse width being randomly chosen. Each pulse within a Burst will have the same pulse width. Pulses in different Bursts may have different pulse widths.
- Each pulse has a linear FM chirp between 5 and 20 MHz, with the chirp width being randomly chosen. Each pulse within a transmission period will have the same chirp width. The chirp is centered on the pulse. For example, with a radar frequency of 5300 MHz and a 20 MHz chirped signal, the chirp starts at 5290 MHz and



ends at 5310 MHz.

- If more than one pulse is present in a Burst, the time between the pulses will be between 1000 and 2000 microseconds, with the time being randomly chosen. If three pulses are present in a Burst, the time between the first and second pulses is chosen independently of the time between the second and third pulses.
- The 12 second transmission period is divided into even intervals. The number of intervals is equal to Burst Count. Each interval is of length (12,000,000 / Burst Count) microseconds. Each interval contains one Burst. The start time for the Burst, relative to the beginning of the interval, is between 1 and [(12,000,000 / Burst Count) - (Total Burst Length) + (One Random PRI Interval)] microseconds, with the start time being randomly chosen. The step interval for the start time is 1 microsecond. The start time for each Burst is chosen independently.

### 3.2.3 Frequency Hopping Radar Test Waveform

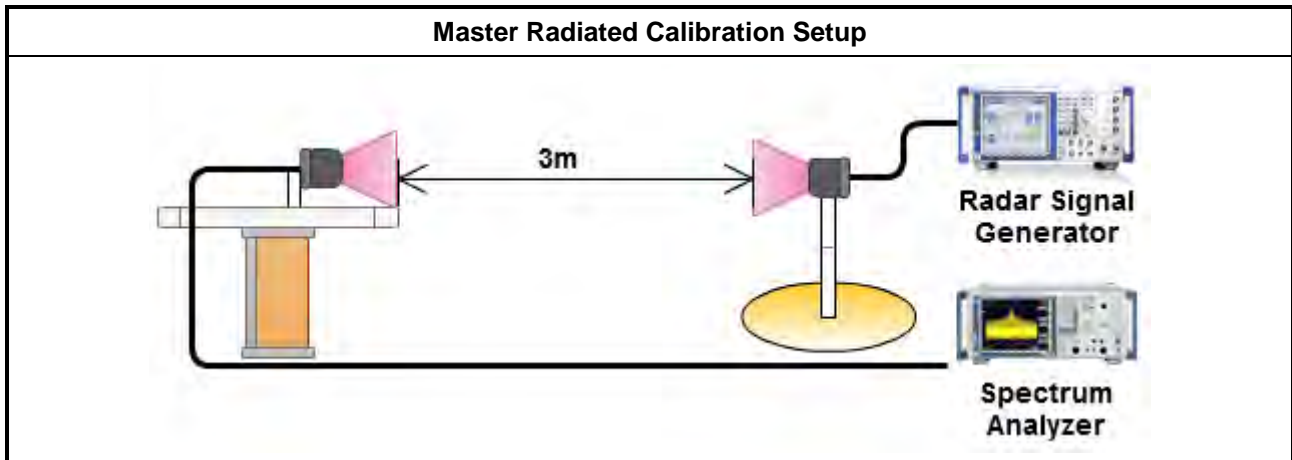
Radar Type	Pulse Width (µsec)	PRI (µsec)	Pulses per Hop	Hopping Rate (kHz)	Hopping Sequence Length (ms)	Minimum Percentage of Successful Detection	Minimum Trials
6	1	333	9	0.333	300	70%	30

The FCC Type 6 waveform uses a static waveform with 100 bursts in the instruments ARB. In addition, the RF list mode is operated with a list containing 100 frequencies from a randomly generated list and it had be ensured that at least one of the random frequencies falls into the UNII Detection Bandwidth of the DUT. Each burst from the waveform file initiates a trigger pulse at the beginning that switches the RF list from one item to the next one.

### 3.2.4 DFS Threshold Level

DFS Threshold Level	
DFS Threshold level: -63 dBm	<input type="checkbox"/> at the antenna connector
	<input checked="" type="checkbox"/> in front of the antenna
The Interference <b>Radar Detection Threshold Level</b> is is $-64\text{ dBm} + 0\text{ [dBi]} + 1\text{ dB} = -63\text{ dBm}$ . That had been been taken into account the output power range and antenna gain.	

### 3.2.5 Calibration Setup

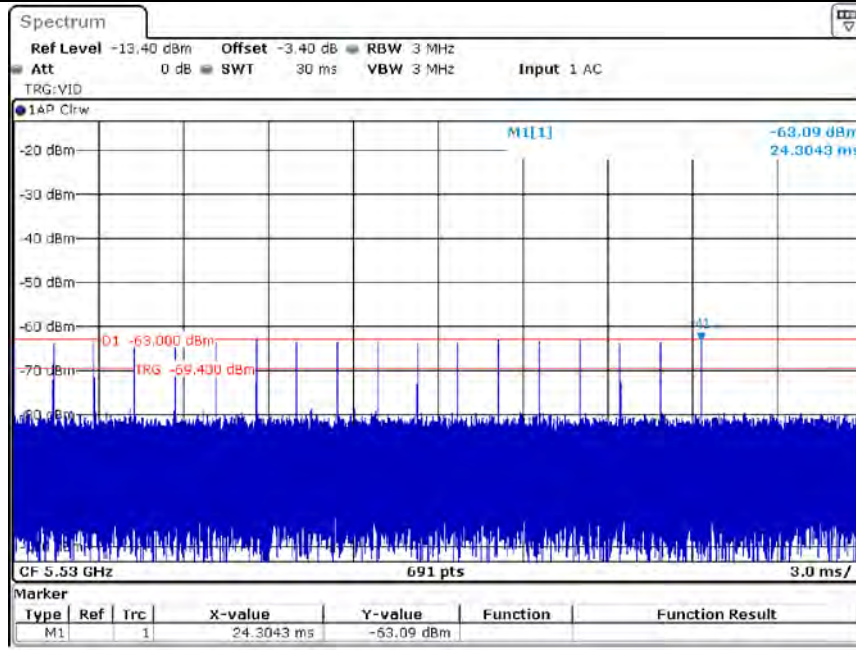




### 3.2.6 Radar Waveform calibration Plot

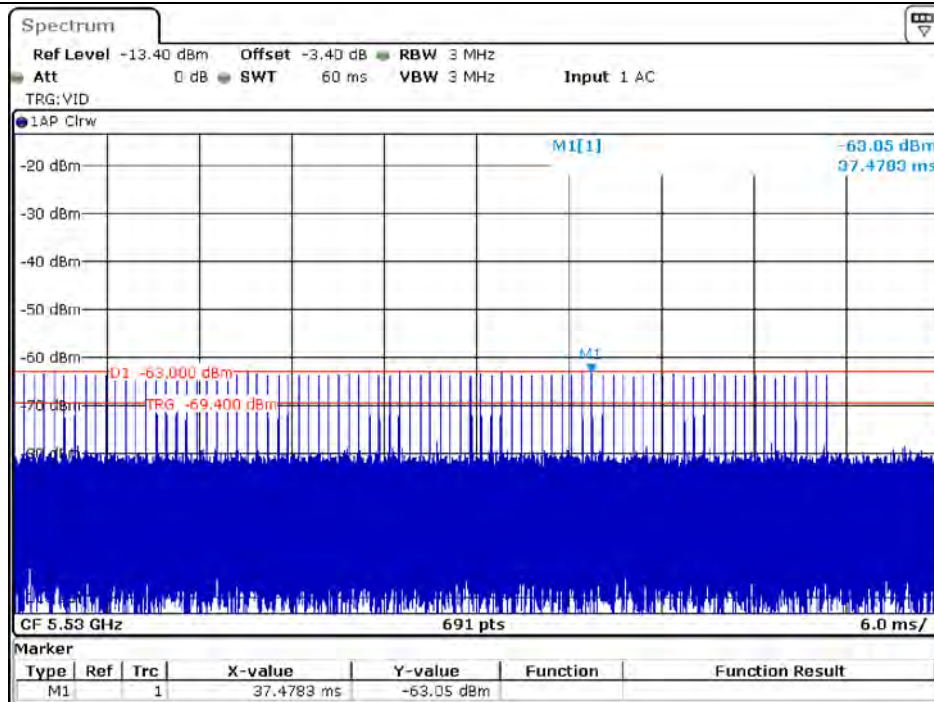
Test Frequency: 5530 MHz

Radar #0 DFS detection threshold level



Date: 20.JAN.2020 07:56:48

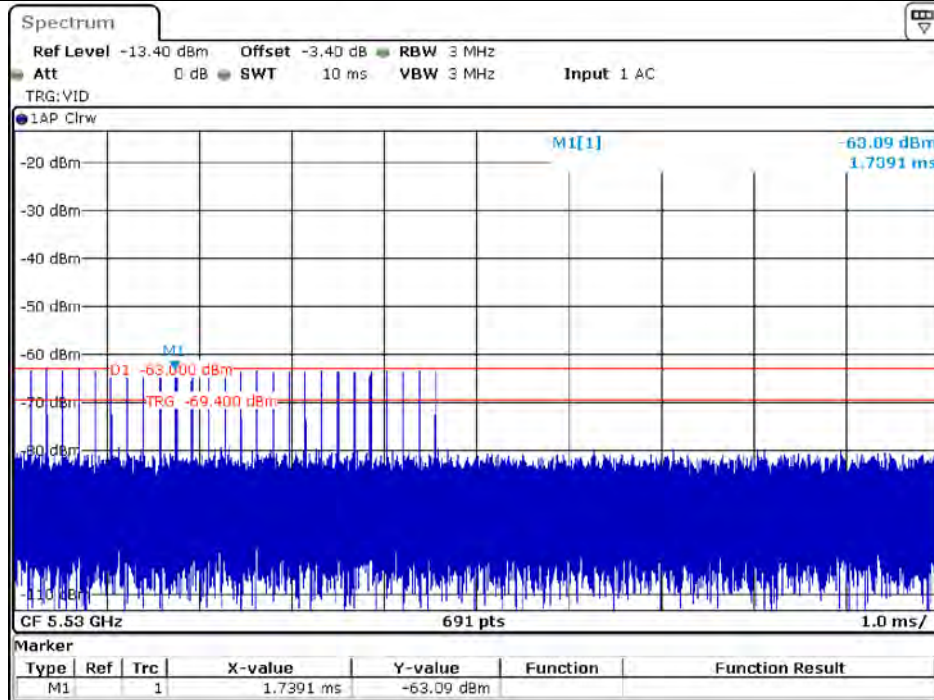
Radar #1 DFS detection threshold level



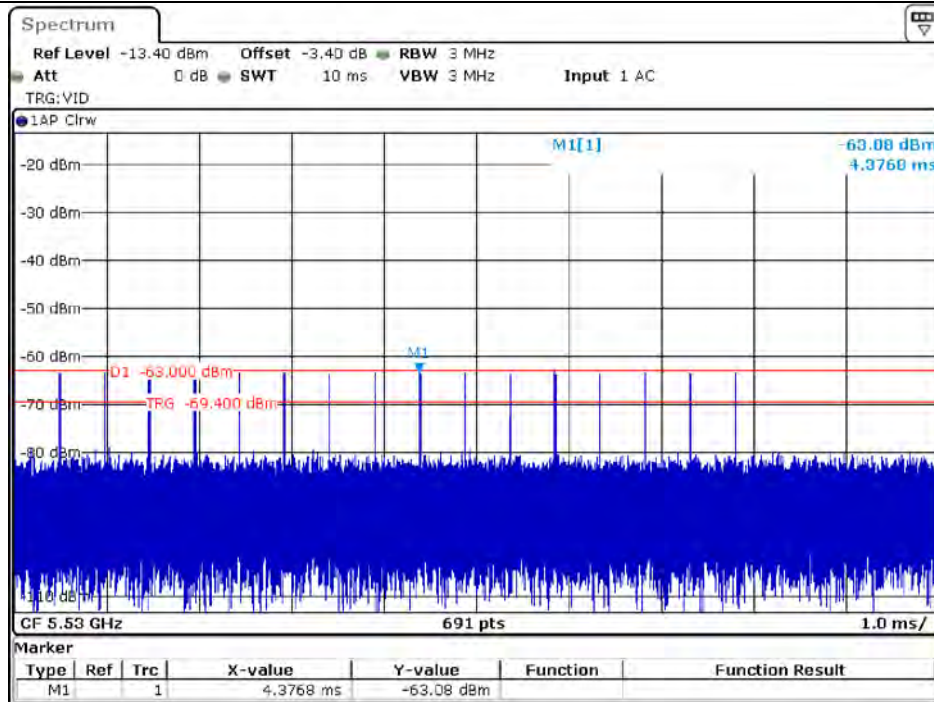
Date: 20.JAN.2020 07:57:10



Radar #2 DFS detection threshold level

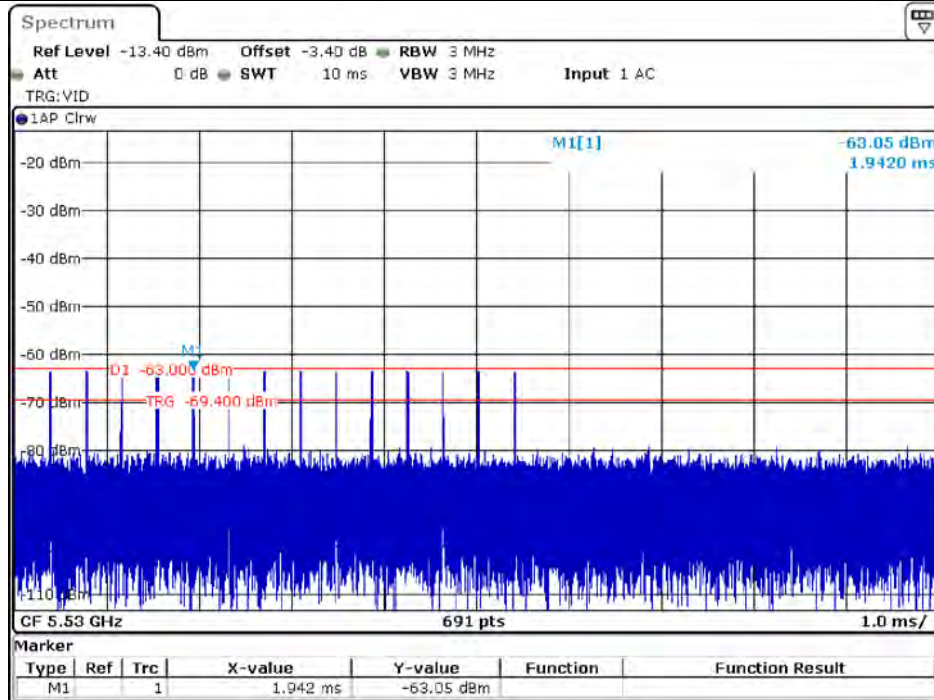


Radar #3 DFS detection threshold level



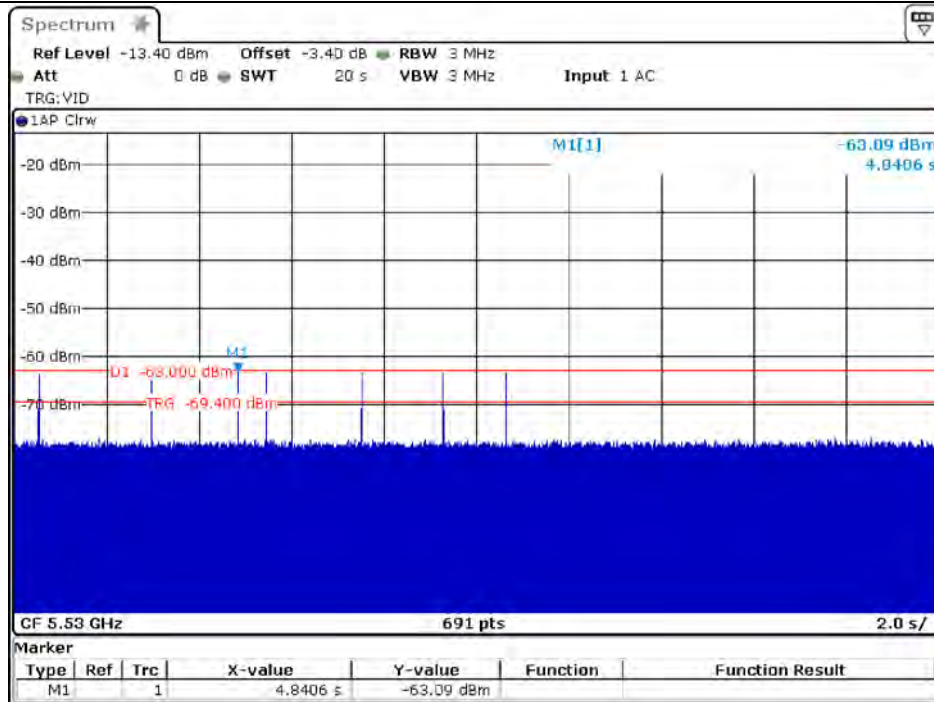


Radar #4 DFS detection threshold level



Date: 20.JAN.2020 07:58:28

Radar #5 DFS detection threshold level

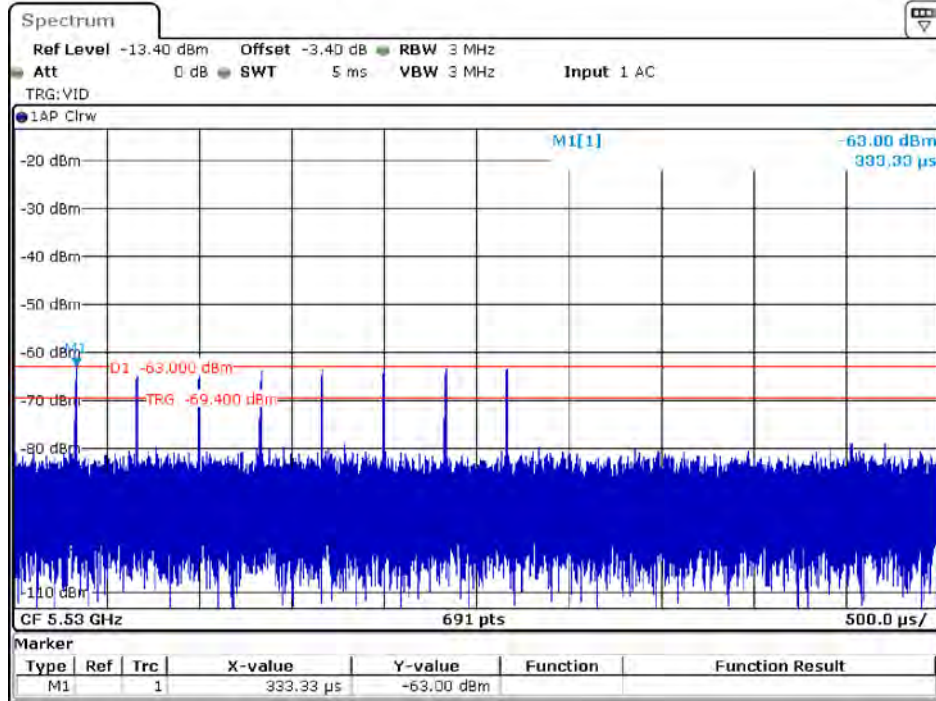


Date: 20.JAN.2020 07:53:01





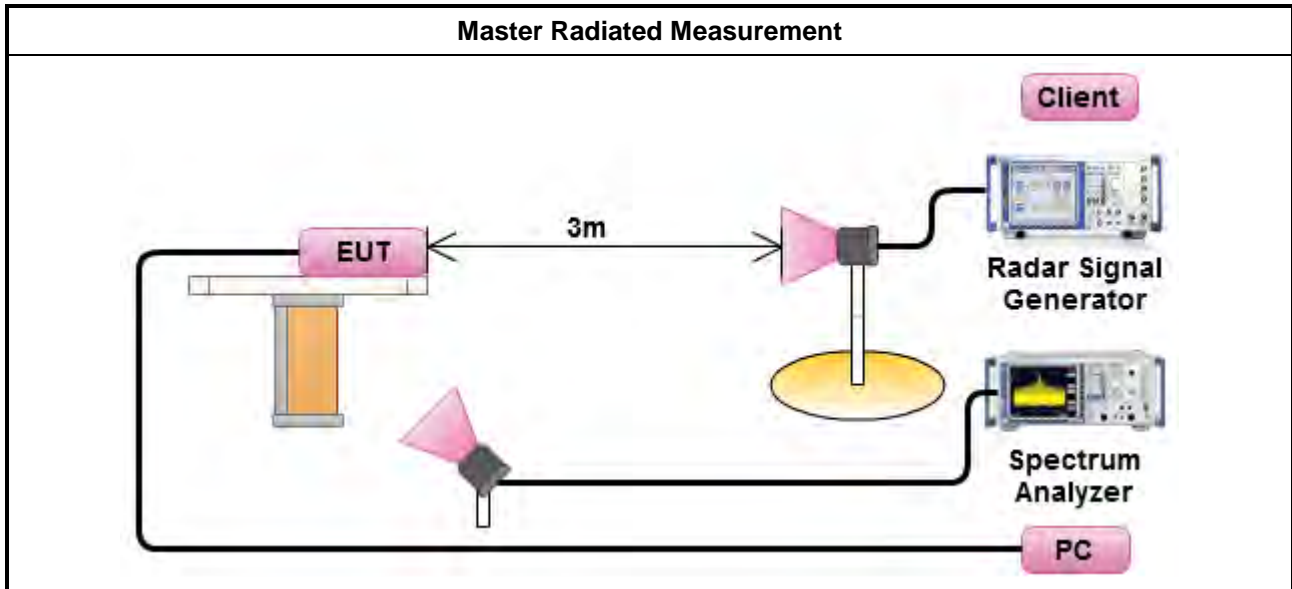
Radar #6 DFS detection threshold level



Date: 20.JAN.2020 07:55:47

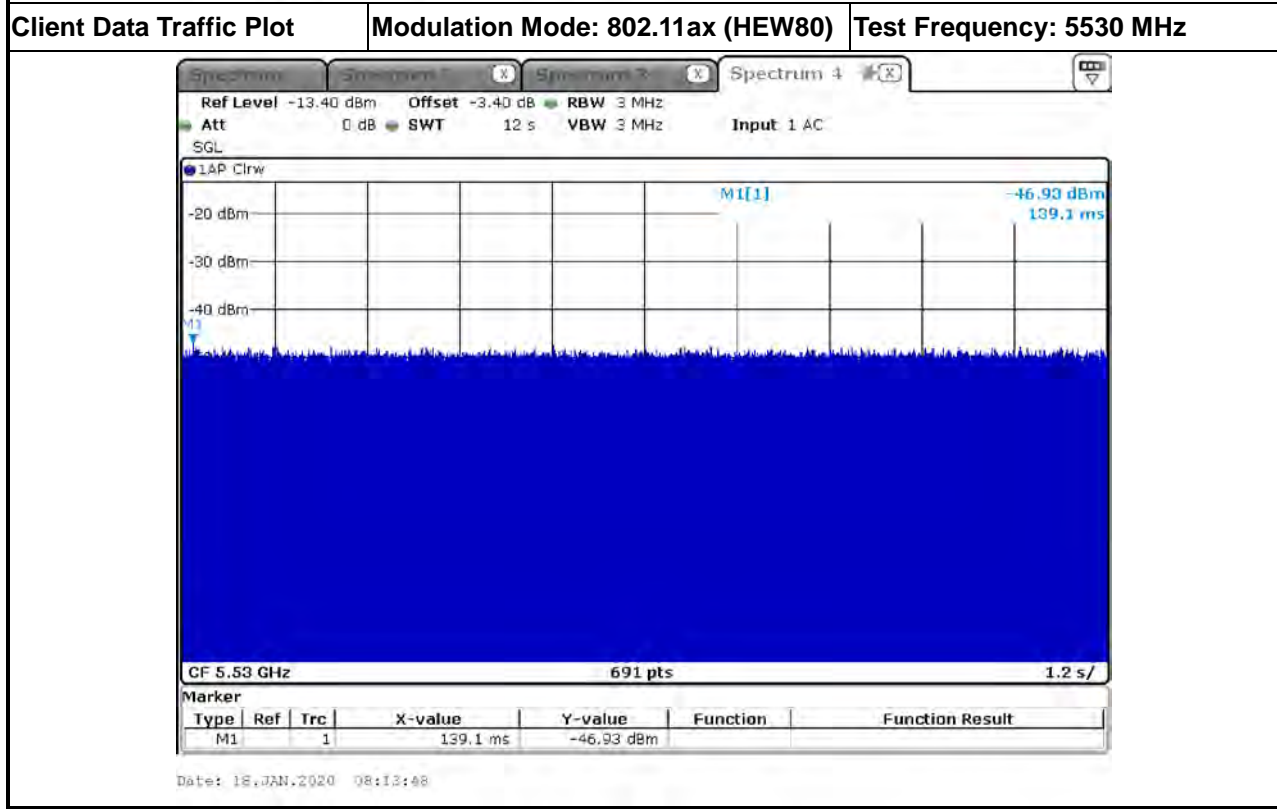
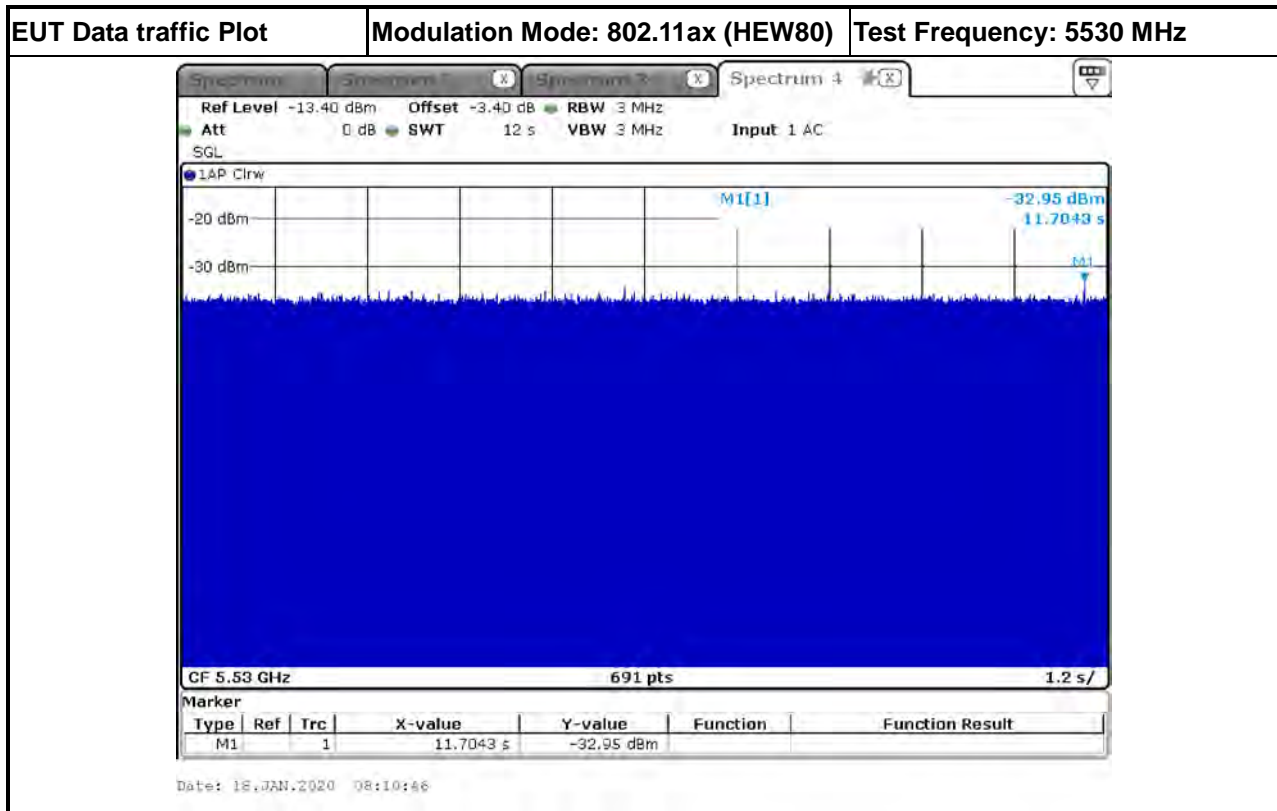
### 3.2.7 Test Setup

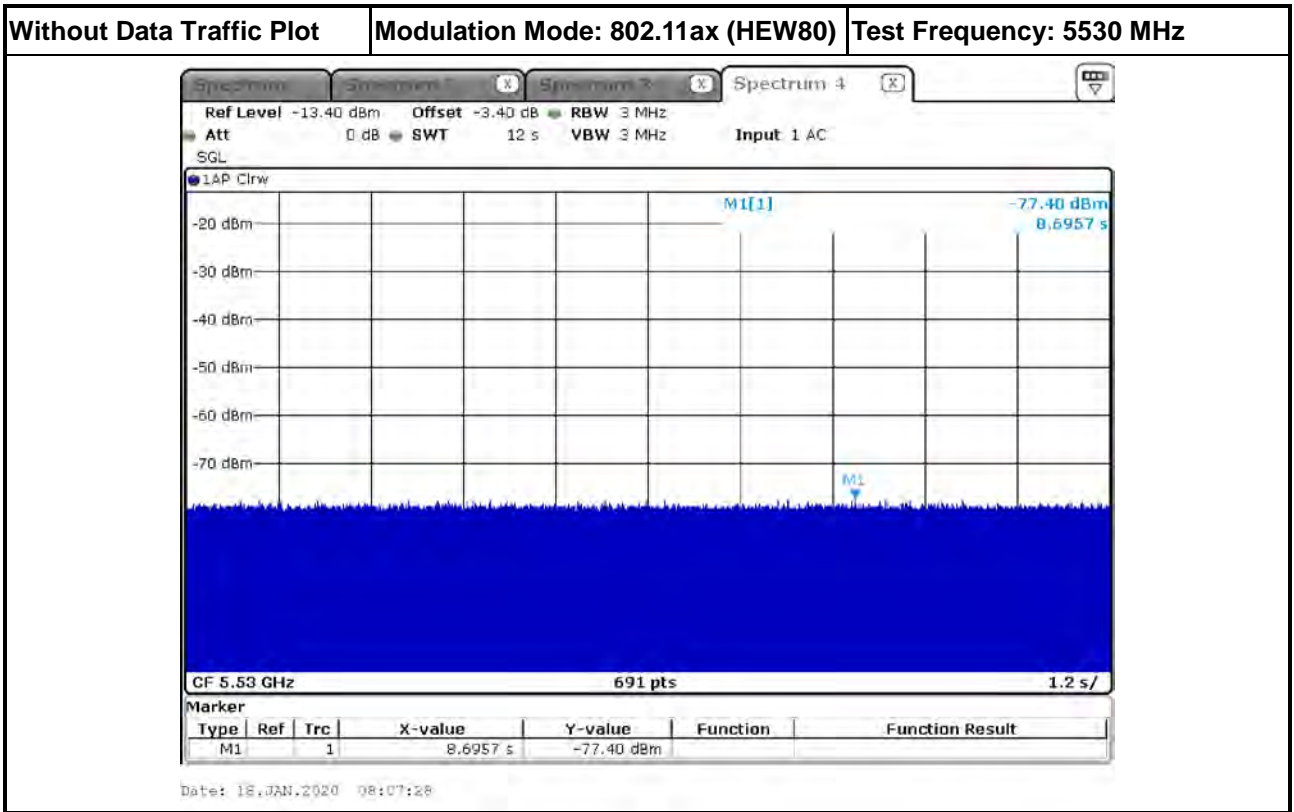
A spectrum analyzer is used as a monitor to verify that the EUT has vacated the Channel within the (Channel Closing Transmission Time and Channel Move Time, and does not transmit on a Channel during the Non-Occupancy Period after the detection and Channel move.





3.2.8 Data traffic Plot







### 3.3 UNII Detection Bandwidth

#### 3.3.1 UNII Detection Bandwidth Limit

Channel Bandwidth (MHz)	99% Occupied Bandwidth (MHz)	UNII Detection Bandwidth Min. Limit (MHz)
20	18.929	19
40	37.771	38
80	75.832	76

UNII Detection Bandwidth is minimum 100% of the 99% power bandwidth. A single radar Burst is generated for a minimum of 10 trials, and the response of the UUT is noted. The UUT must detect the Radar Waveform 90% or more of the time.

#### 3.3.2 Measuring Instruments

Refer a test equipment and calibration data table in this test report.

#### 3.3.3 Test Procedures

Test Method	
<input checked="" type="checkbox"/>	During the U-NII Detection Bandwidth detection test, radar type 0 is used and for each frequency step the minimum percentage of detection is 90 percent. Measurements are performed with no data traffic. The EUT is set up as a standalone device (no associated Client and no traffic). The radar frequency is increased in 1 MHz steps, repeating the above test sequence, until the detection rate falls below 90%. The highest frequency at which detection is greater than or equal to 90% is denoted as $F_H$ . The radar frequency is decreased in 1 MHz steps, repeating the above test sequence, until the detection rate falls below 90%. The lowest frequency at which detection is greater than or equal to 90% is denoted as $F_L$ . UNII Detection Bandwidth = $F_H - F_L$ .



3.3.4 Test Result of UNII Detection Bandwidth

EUT Frequency=5500 MHz												
Channel Bandwidth (MHz)	20											
Radar Frequency (MHz)	DFS Detection Trials (1=Detection, 0= No Detection)										Detection Rate (%)	
	1	2	3	4	5	6	7	8	9	10		
5489	0	0	0	0	0	0	0	0	0	0	0	0
5490 (FL)	0	1	1	1	1	1	1	1	1	1	1	90
5491	1	1	1	1	1	1	1	1	1	1	1	100
5492	1	1	1	1	1	1	1	1	1	1	1	100
5493	1	1	1	1	1	1	1	1	1	1	1	100
5494	1	1	1	1	1	1	1	1	1	1	1	100
5495	1	1	1	1	1	1	1	1	1	1	1	100
5500	1	1	1	1	1	1	1	1	1	1	1	100
5505	1	1	1	1	1	1	1	1	1	1	1	100
5506	1	1	1	1	1	1	1	1	1	1	1	100
5507	1	1	1	1	1	1	1	1	1	1	1	100
5508	1	1	1	1	1	1	1	1	1	1	1	100
5509	1	1	1	1	1	1	1	1	1	1	1	100
5510 (FH)	1	1	1	1	0	1	1	1	1	1	1	90
5511	0	0	0	0	0	0	0	0	0	0	0	0
Radar Type 0-Detection Bandwidth (MHz) = (FH-FL) = (5510MHz-5490MHz)=											20	
UNII Detection Bandwidth Min. Limit (MHz) =											19	
<b>Test Result</b>											<b>Complied</b>	



EUT Frequency=5510 MHz												
Channel Bandwidth (MHz)	40											
Radar Frequency (MHz)	DFS Detection Trials (1=Detection, 0= No Detection)										Detection Rate (%)	
	1	2	3	4	5	6	7	8	9	10		
5489	0	0	0	0	0	0	0	0	0	0	0	0
5490 (FL)	1	1	1	1	1	1	0	1	1	1	1	90
5491	1	1	1	1	1	1	1	1	1	1	1	100
5492	1	1	1	1	1	1	1	1	1	1	1	100
5493	1	1	1	1	1	1	1	1	1	1	1	100
5494	1	1	1	1	1	1	1	1	1	1	1	100
5495	1	1	1	1	1	1	1	1	1	1	1	100
5500	1	1	1	1	1	1	1	1	1	1	1	100
5505	1	1	1	1	1	1	1	1	1	1	1	100
5510	1	1	1	1	1	1	1	1	1	1	1	100
5515	1	1	1	1	1	1	1	1	1	1	1	100
5520	1	1	1	1	1	1	1	1	1	1	1	100
5525	1	1	1	1	1	1	1	1	1	1	1	100
5526	1	1	1	1	1	1	1	1	1	1	1	100
5527	1	1	1	1	1	1	1	1	1	1	1	100
5528	1	1	1	1	1	1	1	1	1	1	1	100
5529	1	1	1	1	1	1	1	1	1	1	1	100
5530 (FH)	1	1	1	1	1	1	1	0	1	1	1	90
5531	0	0	0	0	0	0	0	0	0	0	0	0
Radar Type 0-Detection Bandwidth (MHz) = (FH-FL) = (5530MHz-5490MHz)=											40	
UNII Detection Bandwidth Min. Limit (MHz) =											38	
<b>Test Result</b>											<b>Complied</b>	



EUT Frequency=5530 MHz												
Channel Bandwidth (MHz)	80											
Radar Frequency (MHz)	DFS Detection Trials (1=Detection, 0= No Detection)										Detection Rate (%)	
	1	2	3	4	5	6	7	8	9	10		
5490	0	0	0	0	0	0	0	0	0	0	0	0
5491 (FL)	1	1	1	1	1	1	1	1	1	1	1	100
5492	1	1	1	1	1	1	1	1	1	1	1	100
5493	1	1	1	1	1	1	1	1	1	1	1	100
5494	1	1	1	1	1	1	1	1	1	1	1	100
5495	1	1	1	1	1	1	1	1	1	1	1	100
5500	1	1	1	1	1	1	1	1	1	1	1	100
5505	1	1	1	1	1	1	1	1	1	1	1	100
5510	1	1	1	1	1	1	1	1	1	1	1	100
5515	1	1	1	1	1	1	1	1	1	1	1	100
5520	1	1	1	1	1	1	1	1	1	1	1	100
5525	1	1	1	1	1	1	1	1	1	1	1	100
5530	1	1	1	1	1	1	1	1	1	1	1	100
5535	1	1	1	1	1	1	1	1	1	1	1	100
5540	1	1	1	1	1	1	1	1	1	1	1	100
5545	1	1	1	1	1	1	1	1	1	1	1	100
5550	1	1	1	1	1	1	1	1	1	1	1	100
5555	1	1	1	1	1	1	1	1	1	1	1	100
5560	1	1	1	1	1	1	1	1	1	1	1	100
5565	1	1	1	1	1	1	1	1	1	1	1	100
5566	1	1	1	1	1	1	1	1	1	1	1	100
5567	1	1	1	1	1	1	1	1	1	1	1	100
5568	1	1	1	1	1	1	1	1	1	1	1	100
5569 (FH)	1	1	1	1	1	0	1	1	1	1	1	90
5570	0	0	0	0	0	0	0	0	0	0	0	0
Radar Type 0-Detection Bandwidth (MHz) = (FH-FL) = (5530MHz-5491MHz)=											78	
UNII Detection Bandwidth Min. Limit (MHz) =											76	
<b>Test Result</b>											<b>Complied</b>	





### 3.4 Channel Availability Check (CAC)

#### 3.4.1 Channel Availability Check Limit

Channel Availability Check Limit	
<input checked="" type="checkbox"/>	The EUT shall perform a Channel Availability Check to ensure that there is no radar operating on the channel. After power-up sequence, receive at least 1 minute (60 sec) on the intended operating frequency.

#### 3.4.2 Measuring Instruments

Refer a test equipment and calibration data table in this test report.

#### 3.4.3 Test Procedures

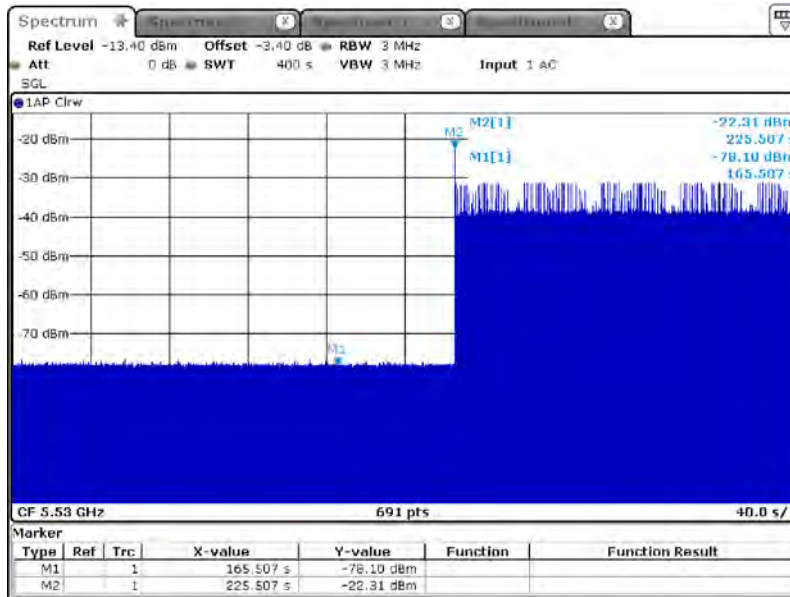
Test Method	
<input checked="" type="checkbox"/>	For Initial Channel Availability Check Time. The EUT does not emit beacon, control, or data signals on the test Channel until the power-up sequence has been completed and the UNII device checks for Radar Waveforms for one minute on the test Channel. This test does not use any Radar Waveforms.
<input checked="" type="checkbox"/>	For Radar Burst at the Beginning of the Channel Availability Check Time. To verify successful radar detection on the selected Channel during a period equal to the Beginning of the Channel Availability Check Time.
<input checked="" type="checkbox"/>	For Radar Burst at the End of the Channel Availability Check Time. To verify successful radar detection on the selected Channel during a period equal to the End of the Channel Availability Check Time.



### 3.4.4 Test Result of Initial Channel Availability Check Time

Modulation Mode	Freq.	Radar Test Signal
802.11ax (HEW80)	5530 MHz	N/A

The EUT does not transmit any beacon or data transmissions until at least 1 minute after the completion of the power-on cycle (165.507 sec). The initial CAC time of the EUT is indicated by marker 1 (165.507 sec). Initial beacons/data transmissions are indicated by marker 2 (225.507 sec).



DATE: 16 JAN 2020 09:24:29

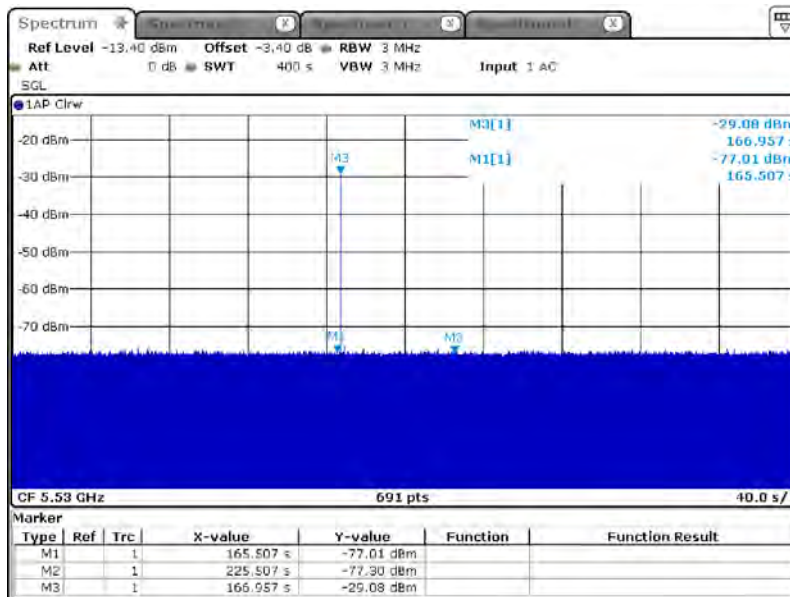
<b>Test Result</b>	<b>Complied</b>
--------------------	-----------------



### 3.4.5 Test Result of Radar Burst at the Beginning of the Channel Availability Check Time

Modulation Mode	Freq. (MHz)	Radar Type Signal
802.11ax (HEW80)	5530 MHz	0

Visual indication on the EUT of successful detection of the radar Burst will be recorded and reported. Observation of emissions will continue for 233.043 seconds after the radar Burst has been generated. Verify that during the 400 seconds measurement window no EUT transmissions occurred.



Date: 16 JAN 2020 07:37:30

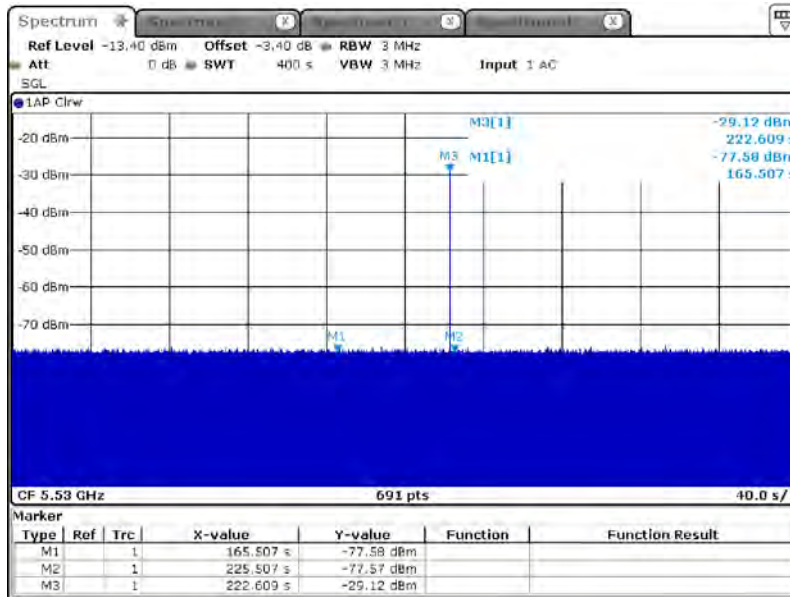
<b>Test Result</b>	<b>Complied</b>
--------------------	-----------------



3.4.6 Test Result of Radar Burst at the End of the Channel Availability Check Time

Modulation Mode	Freq. (MHz)	Radar Type Signal
802.11ax (HEW80)	5530 MHz	0

Visual indication on the EUT of successful detection of the radar Burst will be recorded and reported. Observation of emissions will continue for 177.391 seconds after the radar Burst has been generated. Verify that during the 400 seconds measurement window no EUT transmissions occurred.



DATE: 16 JAN 2020 09:44:21

<b>Test Result</b>	<b>Complied</b>
--------------------	-----------------



### 3.5 In-service Monitoring

#### 3.5.1 In-service Monitoring Limit

In-service Monitoring Limit	
Channel Move Time	10 sec
Channel Closing Transmission Time	200 ms + an aggregate of 60 ms over remaining 10 sec periods.
Non-occupancy period	Minimum 30 minutes

#### 3.5.2 Measuring Instruments

Refer a test equipment and calibration data table in this test report.

#### 3.5.3 Test Procedures

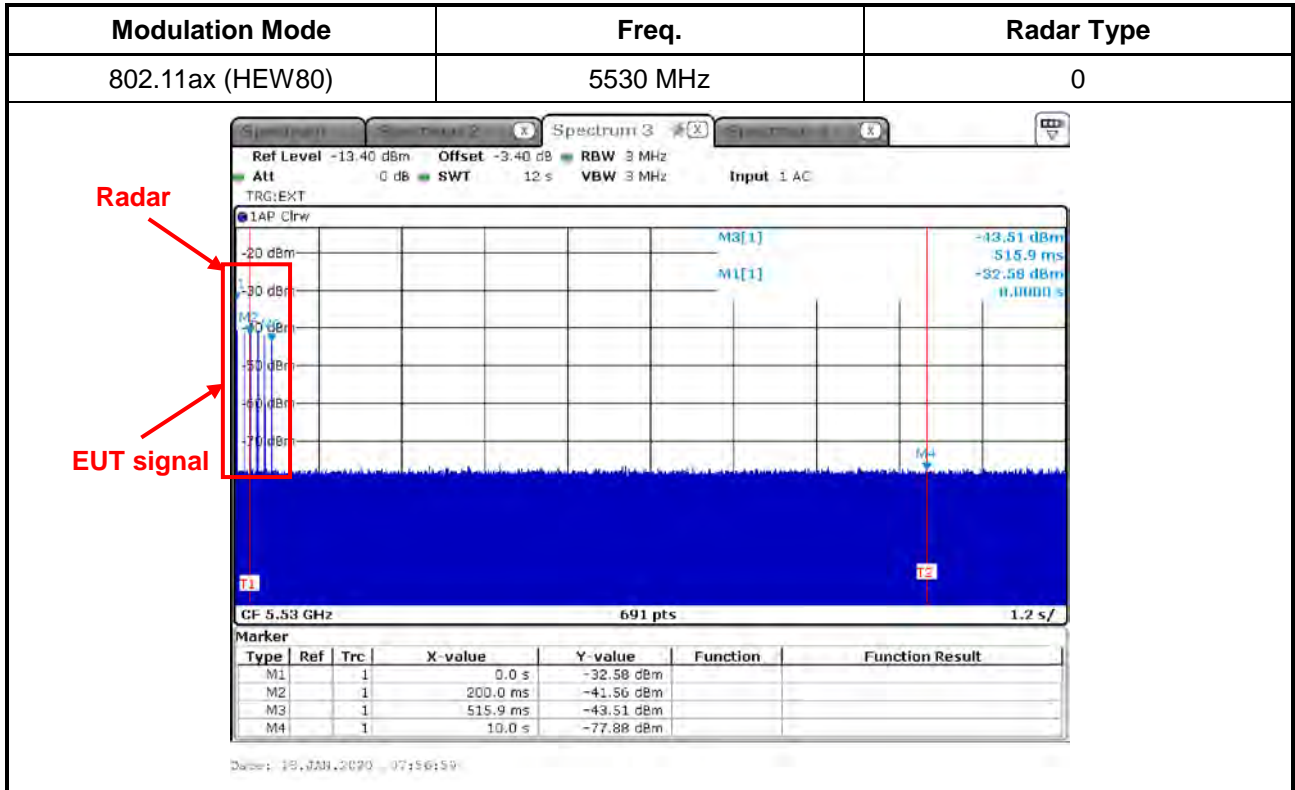
Test Method	
<input checked="" type="checkbox"/>	Verified during In-Service Monitoring; Channel Closing Transmission Time, Channel Move Time. Client Device will associate with the EUT. Observe the transmissions of the EUT at the end of the radar Burst on the Operating Channel for duration greater than 10 seconds. Measure and record the transmissions from the EUT during the observation time (Channel Move Time). Compare the Channel Move Time and Channel Closing Transmission Time limits.
<input checked="" type="checkbox"/>	Verified during In-Service Monitoring; Channel Closing Transmission Time, Channel Move Time. One 12 sec plot needs to be reported for the Short Pulse Radar Types 0. And zoom-in a 60 ms plot verified channel closing time for the aggregate transmission time starting from 200ms after the end of the radar signal to the completion of the channel move.
<input checked="" type="checkbox"/>	Verified during In-Service Monitoring; Non-Occupancy Period. Client Device will associate with the EUT. Observe the transmissions of the EUT at the end of the radar Burst on the Operating Channel for duration greater than 10 seconds. Measure and record the transmissions from the EUT during the observation time (Non-Occupancy Period). Compare the Non-Occupancy Period limits.



### 3.5.4 Test Result of Channel Move Time

Modulation Mode: 802.11ax (HEW80)

Parameter	Test Result	Limit
	Type 0	
Test Channel (MHz)	5530 MHz	-
Channel Move Time (sec.)	0.515	< 10s





### 3.5.5 Test Result of Channel Closing Transmission Time

Modulation Mode: 802.11ax (HEW80)

Parameter	Test Result	Limit
	Type 0	
Test Channel (MHz)	5530 MHz	-
Channel Closing Transmission Time (ms) (Note)	17.391	< 60ms

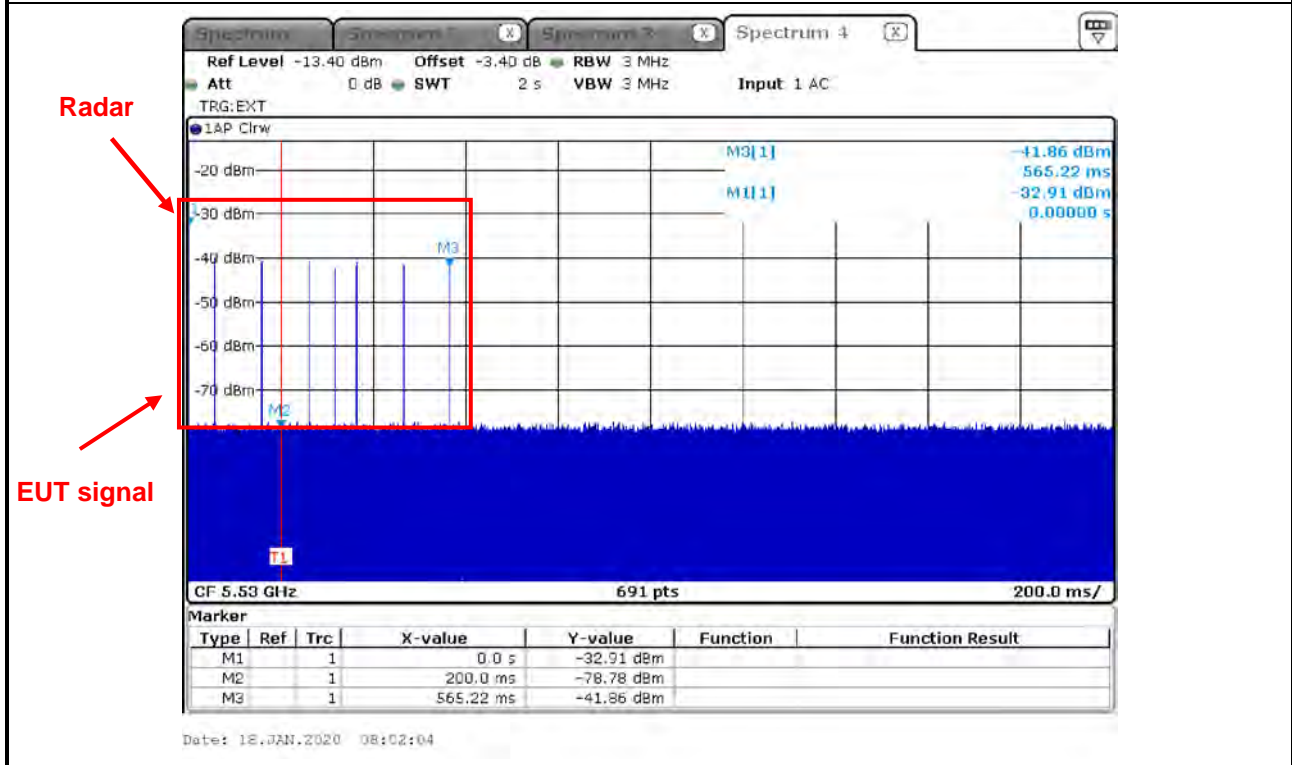
Note: The Channel Closing Transmission Time is comprised of 200 milliseconds starting at the beginning of the Channel Move Time plus any additional intermittent control signals required to facilitate a Channel move (an aggregate of 60 milliseconds) during the remainder of the 10 seconds period. The aggregate duration of control signals will not count quiet periods in between transmissions.





<b>Modulation Mode</b>	<b>Freq.</b>	<b>Radar Type</b>
802.11ax (HEW80)	5530 MHz	0

Channel Closing Transmission Time is comprised of 200 ms starting at the beginning of the Channel Move Time plus 60ms additional intermittent control signals



Dwell is the dwell time per spectrum analyzer sampling bin.

S is the sweep time

B is the number of spectrum analyzer sampling bins

C is the intermittent control signals of Channel Closing Transmission Time

N is the number of spectrum analyzer sampling bins (intermittent control signals) showing a U-NII transmission

$$\text{Dwell (2.9 ms)} = S (2000 \text{ ms}) / B (690)$$

$$C (17.391 \text{ ms}) = N (6) \times \text{Dwell (2.9 ms)}$$



### 3.5.6 Test Result of Non-Occupancy Period

Modulation Mode: 802.11ax (HEW80)

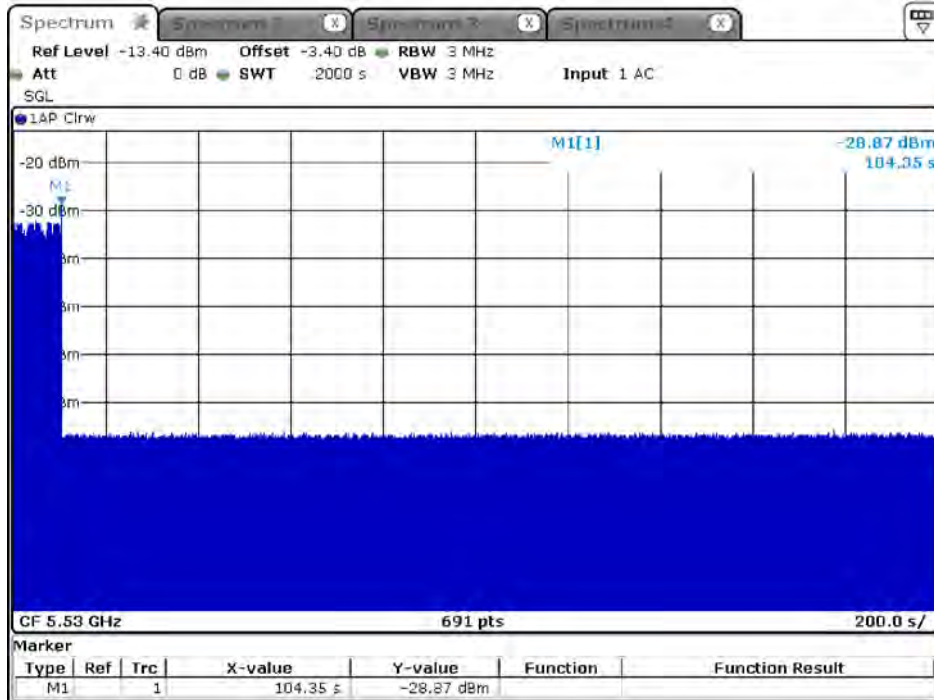
Parameter	Test Result	Limit
	Type 0	
Test Channel (MHz)	5530 MHz	-
Non-Occupancy Period (min.)	$\geq 30$	$\geq 30$ min



<b>Modulation Mode</b>	<b>Freq.</b>
802.11ax (HEW80)	5530 MHz

**Non-Occupancy Period**

During the 30 minutes observation time, UUT did not make any transmissions on a channel after a radar signal was detected on that channel by either the Channel Availability Check or the In-Service Monitoring.



Date: 18 JAN 2020 08:53:18



### 3.6 Statistical Performance Check

#### 3.6.1 Statistical Performance Check Limit

Radar Type	Minimum Percentage of Successful Detection (Pd)	Minimum Trials
1	60%	30
2	60%	30
3	60%	30
4	60%	30
Aggregate (Radar Types 1-4)	80%	120
5	80%	30
6	70%	30

The percentage of successful detection is calculated by:  

$$\frac{\text{TotalWaveformDetections}}{\text{TotalWaveformTrails}} \times 100 = \text{Probability of Detection Radar Waveform}$$
In addition an aggregate minimum percentage of successful detection across all Short Pulse Radar Types 1-4 is required and is calculated as follows:  

$$\frac{Pd1 + Pd2 + Pd3 + Pd4}{4}$$

#### 3.6.2 Measuring Instruments

Refer a test equipment and calibration data table in this test report.

#### 3.6.3 Test Procedures

Test Method
<input checked="" type="checkbox"/> For Statistical Performance Check test. Demonstrating a minimum channel loading of approximately 17% or greater of the test. Observe the transmissions of the UUT at the end of the Burst on the Operating Channel for duration greater than 10 seconds for Short Pulse Radar Types 1-4 and 6 to ensure detection occurs. Then Observe the transmissions of the UUT at the end of the Burst on the Operating Channel for duration greater than 22 seconds for Long Pulse Radar Type 5 to ensure detection occurs. The device can utilize a test mode to demonstrate when detection occurs to prevent the need to reset the device between trial runs.



3.6.4 Test Result of Statistical Performance Check

Modulation Mode: 802.11ax (HEW20)

Type 1 Radar Statistical Performance

Trial #	Test Freq. (MHz)	Pulse Repetition Frequency Number	Pulse Repetition Frequency (Pulse Per Second)	PRI (us)	1=Detection 0=No Detection
1	5497	1	1930.5	518	1
2	5500	23	326.2	3066	1
3	5496	19	1139.0	878	1
4	5493	12	1355.0	738	1
5	5502	4	1730.1	578	1
6	5500	8	1519.8	658	1
7	5499	15	1253.1	798	1
8	5498	6	1618.1	618	1
9	5507	14	1285.3	778	1
10	5510	3	1792.1	558	1
11	5509	13	1319.3	758	1
12	5509	9	1474.9	678	1
13	5497	7	1567.4	638	0
14	5506	17	1193.3	838	1
15	5490	10	1432.7	698	1
16	5490	-	1692.0	591	1
17	5491	-	328.1	3048	1
18	5508	-	373.4	2678	1
19	5502	-	574.4	1741	1
20	5503	-	1216.5	822	1
21	5499	-	801.3	1248	1
22	5501	-	488.5	2047	1
23	5504	-	956.0	1046	1
24	5493	-	517.6	1932	1
25	5497	-	1422.5	703	1
26	5507	-	542.0	1845	1
27	5492	-	741.3	1349	1
28	5509	-	881.8	1134	1
29	5491	-	427.4	2340	1
30	5509	-	628.9	1590	1
Detection Percentage (%)					96.667
Limit					60%
<b>Test Result</b>					<b>Complied</b>



Type 2 Radar Statistical Performance

Trial #	Test Freq. (MHz)	Pulse Width (us)	PRI (us)	Pulses / Burst	1=Detection 0=No Detection
1	5495	2.6	221	23	1
2	5495	4.6	198	27	1
3	5492	1.1	184	29	1
4	5510	4.8	203	24	1
5	5508	2.4	162	25	1
6	5494	3.4	204	28	0
7	5504	2.3	170	27	1
8	5491	3.5	184	23	1
9	5500	4.9	150	27	1
10	5501	4.6	211	29	1
11	5508	2.9	158	23	1
12	5495	2.6	226	27	1
13	5496	1.6	204	26	1
14	5503	3.9	181	25	1
15	5496	4.6	202	24	1
16	5498	4.1	194	27	1
17	5503	2.3	193	28	1
18	5493	3.9	173	29	1
19	5508	4.3	188	23	1
20	5496	1.5	215	26	1
21	5504	4.9	227	27	1
22	5492	1.1	199	23	1
23	5494	4.5	155	29	1
24	5505	4.0	190	27	1
25	5491	2.4	151	23	1
26	5490	2.5	180	28	1
27	5506	2.5	228	23	1
28	5507	2.5	203	25	1
29	5493	1.5	188	25	1
30	5491	1.9	217	24	1
Detection Percentage (%)					96.667
Limit					60%
<b>Test Result</b>					<b>Complied</b>



Type 3 Radar Statistical Performance

Trial #	Test Freq. (MHz)	Pulse Width (us)	PRI (us)	Pulses / Burst	1=Detection ; 0=No Detection
1	5510	8.0	205	16	1
2	5508	6.7	382	18	1
3	5492	8.6	418	16	1
4	5493	9.4	351	17	1
5	5510	7.4	383	18	1
6	5493	9.8	232	16	1
7	5508	9.1	377	17	1
8	5490	9.6	457	16	1
9	5491	8.0	471	18	1
10	5507	9.0	304	18	1
11	5498	8.0	316	17	1
12	5491	9.8	325	16	1
13	5507	8.0	409	17	1
14	5491	9.9	200	17	1
15	5493	8.8	458	16	1
16	5506	8.0	232	18	0
17	5500	8.3	250	16	1
18	5501	8.7	270	16	1
19	5501	7.7	350	17	1
20	5508	7.1	230	16	1
21	5506	7.3	416	18	1
22	5507	7.6	498	18	0
23	5499	7.3	286	17	1
24	5501	7.3	287	16	1
25	5500	7.5	462	17	1
26	5509	6.2	300	17	1
27	5503	6.4	323	18	1
28	5490	7.1	420	16	1
29	5498	7.2	395	18	1
30	5492	8.4	377	16	1
Detection Percentage (%)					93.333
Limit					60%
<b>Test Result</b>					<b>Complied</b>



Type 4 Radar Statistical Performance

Trial #	Test Freq. (MHz)	Pulse Width (us)	PRI (us)	Pulses / Burst	1=Detection 0=No Detection
1	5492	18.0	242	15	1
2	5492	19.9	279	12	1
3	5503	12.9	487	14	1
4	5496	15.0	452	13	1
5	5494	16.3	230	12	1
6	5495	19.8	238	13	1
7	5495	18.2	420	16	1
8	5499	16.3	452	15	1
9	5494	14.2	495	12	1
10	5498	17.8	228	16	1
11	5500	19.1	211	16	1
12	5497	18.4	283	15	0
13	5496	11.8	411	12	1
14	5501	14.2	284	13	1
15	5507	13.9	202	12	1
16	5491	17.8	340	14	1
17	5504	15.6	290	16	1
18	5503	14.6	250	16	0
19	5506	14.4	484	15	1
20	5499	18.9	387	13	1
21	5503	11.1	348	15	1
22	5510	13.8	291	16	1
23	5502	14.3	295	12	1
24	5502	12.5	300	12	1
25	5506	12.5	322	14	1
26	5509	12.5	383	13	1
27	5500	15.7	322	16	1
28	5497	19.8	469	13	1
29	5508	18.6	406	15	1
30	5502	15.9	238	14	1
Detection Percentage (%)					93.333
Limit					60%
<b>Test Result</b>					<b>Complied</b>





**Total Type 1~4 Radar Statistical Performance**

<b>Radar Type #</b>	<b>Detection Percentage (%)</b>
1	96.667
2	96.667
3	93.333
4	93.333
Aggregate (Radar Types 1-4)	95.000
Limit	80%
<b>Test Result</b>	<b>Complied</b>



**Type 5 Radar Statistical Performance**

Center Freq. (MHz)	Low Edge (MHz)	High Edge (MHz)	VSG Freq. (MHz)	Detection
Trial	Chirp	Offset		
1	5	2	5500	1
2	20	8	5500	1
3	7	2.8	5500	1
4	8	3.2	5500	1
5	9	3.6	5500	1
6	10	4	5500	1
7	11	4.4	5500	1
8	12	4.8	5500	1
9	13	5.2	5500	1
10	14	5.6	5500	1
11	15	6	5496	1
12	16	6.4	5496	1
13	17	6.8	5497	1
14	20	8	5498	1
15	19	7.6	5498	1
16	18	7.2	5497	1
17	17	6.8	5497	1
18	16	6.4	5496	1
19	15	6	5496	1
20	14	5.6	5496	1
21	13	5.2	5505	1
22	12	4.8	5505	1
23	11	4.4	5506	1
24	10	4	5506	1
25	9	3.6	5506	1
26	8	3.2	5507	1
27	18	7.2	5503	1
28	19	7.6	5502	1
29	20	8	5502	1
30	5	2	5508	0
Total				29
Detection Percentage (%)				97%
Limit				80%
<b>Test Result</b>				<b>Complied</b>



Trial Number			1			
Number of Bursts in Trial			8			
Chirp Center Frequency			5500			
Burst	No. of Pulses	Pulse Width (us)	Chirp Width (MHz)	Pulse 1-to-2 Spacing (us)	Pulse 2-to-3 Spacing (us)	Starting Location Within Interval (ms)
1	1	62.1	5	-	-	1091
2	2	56	5	1729	-	133
3	2	91.3	5	1230	-	1057
4	3	50.7	5	1762	1616	1442
5	2	92.6	5	1723	-	544
6	2	87.3	5	1302	-	1089
7	2	59.5	5	1291	-	1374
8	2	52.2	5	1653	-	1237
Detection Check (1=Detection; 0=No Detection)						1

Trial Number			2			
Number of Bursts in Trial			9			
Chirp Center Frequency			5500			
Burst	No. of Pulses	Pulse Width (us)	Chirp Width (MHz)	Pulse 1-to-2 Spacing (us)	Pulse 2-to-3 Spacing (us)	Starting Location Within Interval (ms)
1	3	90	20	1007	1326	30
2	2	73.7	20	1785	-	979
3	1	78.1	20	-	-	683
4	2	92.4	20	1281	-	950
5	1	61.2	20	-	-	612
6	3	67.2	20	1525	1870	17
7	1	78.5	20	-	-	429
8	2	60.3	20	1931	-	936
9	3	92.9	20	1403	1476	548
Detection Check (1=Detection; 0=No Detection)						1



<b>Trial Number</b>			3			
<b>Number of Bursts in Trial</b>			10			
<b>Chirp Center Frequency</b>			5500			
Burst	No. of Pulses	Pulse Width (us)	Chirp Width (MHz)	Pulse 1-to-2 Spacing (us)	Pulse 2-to-3 Spacing (us)	Starting Location Within Interval (ms)
1	3	63.4	7	1574	1607	801
2	1	98	7	-	-	966
3	1	58.7	7	-	-	185
4	1	88	7	-	-	1012
5	3	79.5	7	1562	1370	943
6	3	57.1	7	1900	1188	686
7	2	64.4	7	1090	-	599
8	1	78.7	7	-	-	1089
9	1	69.3	7	-	-	188
10	3	55.3	7	1375	1691	933
Detection Check (1=Detection; 0=No Detection)						1

<b>Trial Number</b>			4			
<b>Number of Bursts in Trial</b>			11			
<b>Chirp Center Frequency</b>			5500			
Burst	No. of Pulses	Pulse Width (us)	Chirp Width (MHz)	Pulse 1-to-2 Spacing (us)	Pulse 2-to-3 Spacing (us)	Starting Location Within Interval (ms)
1	2	74.3	8	1642	-	24
2	1	83.1	8	-	-	985
3	2	59.5	8	1680	-	988
4	2	59.8	8	1786	-	800
5	2	77.6	8	1617	-	339
6	2	79.9	8	1553	-	1040
7	1	56	8	-	-	544
8	3	71.4	8	1406	1927	452
9	1	97.4	8	-	-	204
10	2	98.3	8	1037	-	926
11	1	63.6	8	-	-	1052
Detection Check (1=Detection; 0=No Detection)						1



<b>Trial Number</b>			5			
<b>Number of Bursts in Trial</b>			12			
<b>Chirp Center Frequency</b>			5500			
Burst	No. of Pulses	Pulse Width (us)	Chirp Width (MHz)	Pulse 1-to-2 Spacing (us)	Pulse 2-to-3 Spacing (us)	Starting Location Within Interval (ms)
1	1	50	9	-	-	557
2	2	62.5	9	1731	-	567
3	2	55.4	9	1070	-	460
4	1	65.7	9	-	-	4
5	2	58	9	1512	-	64
6	2	60.9	9	1230	-	650
7	3	89.6	9	1598	1738	235
8	3	84.4	9	1271	1617	873
9	3	72.3	9	1498	1321	901
10	1	58.9	9	-	-	663
11	2	74.8	9	1584	-	919
12	1	71.8	9	-	-	375
Detection Check (1=Detection; 0=No Detection)						1

<b>Trial Number</b>			6			
<b>Number of Bursts in Trial</b>			13			
<b>Chirp Center Frequency</b>			5500			
Burst	No. of Pulses	Pulse Width (us)	Chirp Width (MHz)	Pulse 1-to-2 Spacing (us)	Pulse 2-to-3 Spacing (us)	Starting Location Within Interval (ms)
1	2	88.1	10	1257	-	846
2	1	58.7	10	-	-	725
3	2	97.1	10	1037	-	30
4	3	83.1	10	1029	1106	490
5	1	62.1	10	-	-	262
6	2	71.4	10	1058	-	283
7	2	86.3	10	1867	-	49
8	3	77.3	10	1418	1876	634
9	1	78.9	10	-	-	304
10	3	79.2	10	1055	1572	564
11	3	52	10	1582	1836	852
12	3	56.5	10	1195	1542	525
13	3	100	10	1638	1729	750
Detection Check (1=Detection; 0=No Detection)						1



Trial Number			7			
Number of Bursts in Trial			14			
Chirp Center Frequency			5500			
Burst	No. of Pulses	Pulse Width (us)	Chirp Width (MHz)	Pulse 1-to-2 Spacing (us)	Pulse 2-to-3 Spacing (us)	Starting Location Within Interval (ms)
1	2	92.7	11	1208	-	231
2	2	81.3	11	1144	-	804
3	2	60.4	11	1555	-	34
4	2	62.1	11	1320	-	427
5	1	50	11	-	-	577
6	3	65.9	11	1020	1365	3
7	2	73.8	11	1308	-	51
8	2	74.3	11	1143	-	360
9	1	62.9	11	-	-	394
10	2	74.8	11	1404	-	317
11	2	69.7	11	1309	-	532
12	2	69.8	11	1688	-	339
13	2	77.4	11	1857	-	381
14	1	55.1	11	-	-	426
Detection Check (1=Detection; 0=No Detection)						1

Trial Number			8			
Number of Bursts in Trial			15			
Chirp Center Frequency			5500			
Burst	No. of Pulses	Pulse Width (us)	Chirp Width (MHz)	Pulse 1-to-2 Spacing (us)	Pulse 2-to-3 Spacing (us)	Starting Location Within Interval (ms)
1	1	91.7	12	-	-	776
2	2	90	12	1196	-	187
3	3	92.3	12	1486	1853	448
4	2	66.8	12	1545	-	702
5	1	64	12	-	-	403
6	3	95.4	12	1123	1473	230
7	3	66.8	12	1867	1401	604
8	3	67.7	12	1472	1397	38
9	1	68.2	12	-	-	735
10	2	82.2	12	1297	-	610
11	1	92.1	12	-	-	618
12	2	57	12	1764	-	705
13	2	58.5	12	1310	-	22
14	3	85.5	12	1630	1447	641
15	2	82.2	12	1371	-	109
Detection Check (1=Detection; 0=No Detection)						1



<b>Trial Number</b>			9			
<b>Number of Bursts in Trial</b>			16			
<b>Chirp Center Frequency</b>			5500			
<b>Burst</b>	<b>No. of Pulses</b>	<b>Pulse Width (us)</b>	<b>Chirp Width (MHz)</b>	<b>Pulse 1-to-2 Spacing (us)</b>	<b>Pulse 2-to-3 Spacing (us)</b>	<b>Starting Location Within Interval (ms)</b>
1	2	74.4	13	1707	-	442
2	2	63.6	13	1725	-	280
3	2	71.3	13	1704	-	459
4	3	77.6	13	1063	1405	197
5	3	65.2	13	1731	1294	101
6	3	55.1	13	1109	1549	17
7	2	96.8	13	1034	-	131
8	3	80.8	13	1533	1051	365
9	1	60.4	13	-	-	222
10	2	61.8	13	1312	-	371
11	2	71.3	13	1657	-	33
12	2	98.1	13	1024	-	291
13	1	57.9	13	-	-	188
14	1	91.8	13	-	-	163
15	2	56.7	13	1259	-	426
16	2	89.7	13	1690	-	606
<b>Detection Check (1=Detection; 0=No Detection)</b>						1



<b>Trial Number</b>			10			
<b>Number of Bursts in Trial</b>			17			
<b>Chirp Center Frequency</b>			5500			
<b>Burst</b>	<b>No. of Pulses</b>	<b>Pulse Width (us)</b>	<b>Chirp Width (MHz)</b>	<b>Pulse 1-to-2 Spacing (us)</b>	<b>Pulse 2-to-3 Spacing (us)</b>	<b>Starting Location Within Interval (ms)</b>
1	2	74.4	14	1107	-	462
2	1	87.6	14	-	-	653
3	2	61.7	14	1741	-	457
4	2	57.5	14	1566	-	388
5	2	66.1	14	1855	-	63
6	3	70.1	14	1044	1012	136
7	1	66.4	14	-	-	343
8	1	59.2	14	-	-	349
9	2	88.3	14	1240	-	362
10	1	64.7	14	-	-	221
11	2	73	14	1703	-	144
12	2	81.7	14	1450	-	671
13	3	70.1	14	1741	1278	320
14	1	63.6	14	-	-	196
15	1	58.7	14	-	-	413
16	2	65.9	14	1478	-	170
17	1	72.7	14	-	-	564
<b>Detection Check (1=Detection; 0=No Detection)</b>						1





<b>Trial Number</b>			11			
<b>Number of Bursts in Trial</b>			18			
<b>Chirp Center Frequency</b>			5496			
<b>Burst</b>	<b>No. of Pulses</b>	<b>Pulse Width (us)</b>	<b>Chirp Width (MHz)</b>	<b>Pulse 1-to-2 Spacing (us)</b>	<b>Pulse 2-to-3 Spacing (us)</b>	<b>Starting Location Within Interval (ms)</b>
1	2	72.1	15	1193	-	130
2	3	76.3	15	1484	1390	114
3	1	86.1	15	-	-	14
4	1	73.2	15	-	-	604
5	1	81.2	15	-	-	548
6	2	99.5	15	1398	-	173
7	1	93.9	15	-	-	262
8	2	75.9	15	1921	-	38
9	3	79.2	15	1100	1429	84
10	3	77	15	1166	1799	610
11	1	91.8	15	-	-	339
12	3	56.8	15	1330	1556	580
13	2	83.1	15	1556	-	295
14	2	63	15	1552	-	156
15	1	65.7	15	-	-	439
16	1	64.5	15	-	-	188
17	1	88.5	15	-	-	419
18	1	60.6	15	-	-	205
<b>Detection Check (1=Detection; 0=No Detection)</b>						1



<b>Trial Number</b>			12			
<b>Number of Bursts in Trial</b>			19			
<b>Chirp Center Frequency</b>			5496			
<b>Burst</b>	<b>No. of Pulses</b>	<b>Pulse Width (us)</b>	<b>Chirp Width (MHz)</b>	<b>Pulse 1-to-2 Spacing (us)</b>	<b>Pulse 2-to-3 Spacing (us)</b>	<b>Starting Location Within Interval (ms)</b>
1	2	90.5	16	1299	-	381
2	2	88.4	16	1418	-	327
3	2	53.7	16	1055	-	536
4	1	80.5	16	-	-	285
5	1	50.4	16	-	-	398
6	2	61.2	16	1749	-	439
7	2	78.8	16	1065	-	129
8	3	75	16	1748	1820	325
9	2	96.7	16	1254	-	440
10	3	76.3	16	1848	1106	397
11	1	73.3	16	-	-	232
12	2	92.4	16	1317	-	91
13	2	92.4	16	1854	-	256
14	3	64.4	16	1240	1634	582
15	2	67.3	16	1473	-	117
16	2	84.1	16	1795	-	202
17	1	80.9	16	-	-	135
18	1	74.6	16	-	-	396
19	2	97.6	16	1805	-	615
<b>Detection Check (1=Detection; 0=No Detection)</b>						1



Trial Number			13			
Number of Bursts in Trial			20			
Chirp Center Frequency			5497			
Burst	No. of Pulses	Pulse Width (us)	Chirp Width (MHz)	Pulse 1-to-2 Spacing (us)	Pulse 2-to-3 Spacing (us)	Starting Location Within Interval (ms)
1	2	66.1	17	1417	-	388
2	2	86.7	17	1693	-	348
3	2	70.5	17	1263	-	215
4	2	78	17	1446	-	28
5	2	66	17	1185	-	585
6	2	80.6	17	1855	-	65
7	1	95.5	17	-	-	92
8	1	98.8	17	-	-	68
9	3	64.3	17	1641	1108	517
10	1	75.1	17	-	-	121
11	2	72.6	17	1499	-	448
12	1	60.3	17	-	-	567
13	2	54.9	17	1056	-	245
14	2	98.8	17	1023	-	584
15	2	60.9	17	1243	-	579
16	2	62.7	17	1226	-	464
17	1	80.1	17	-	-	89
18	2	70.9	17	1711	-	153
19	1	90.7	17	-	-	282
20	1	98.9	17	-	-	71
Detection Check (1=Detection; 0=No Detection)						1

Trial Number			14			
Number of Bursts in Trial			8			
Chirp Center Frequency			5498			
Burst	No. of Pulses	Pulse Width (us)	Chirp Width (MHz)	Pulse 1-to-2 Spacing (us)	Pulse 2-to-3 Spacing (us)	Starting Location Within Interval (ms)
1	2	67.5	20	1542	-	947
2	3	83.6	20	1272	1696	124
3	2	93.2	20	1877	-	701
4	1	55.6	20	-	-	1123
5	3	84.2	20	1733	1619	756
6	3	69.1	20	1612	1071	1
7	2	66.9	20	1905	-	7
8	3	86.8	20	1697	1621	1082
Detection Check (1=Detection; 0=No Detection)						1



Trial Number			15			
Number of Bursts in Trial			9			
Chirp Center Frequency			5498			
Burst	No. of Pulses	Pulse Width (us)	Chirp Width (MHz)	Pulse 1-to-2 Spacing (us)	Pulse 2-to-3 Spacing (us)	Starting Location Within Interval (ms)
1	2	62.2	19	1571	-	949
2	2	85	19	1669	-	189
3	2	64.5	19	1505	-	176
4	2	50.4	19	1325	-	538
5	2	66.1	19	1483	-	908
6	2	71.2	19	1110	-	1017
7	3	53.7	19	1445	1677	492
8	3	62.5	19	1596	1341	349
9	3	62	19	1929	1221	1105
Detection Check (1=Detection; 0=No Detection)						1

Trial Number			16			
Number of Bursts in Trial			10			
Chirp Center Frequency			5497			
Burst	No. of Pulses	Pulse Width (us)	Chirp Width (MHz)	Pulse 1-to-2 Spacing (us)	Pulse 2-to-3 Spacing (us)	Starting Location Within Interval (ms)
1	2	80.5	18	1910	-	284
2	2	64.2	18	1661	-	751
3	2	90.1	18	1041	-	491
4	2	69.8	18	1495	-	107
5	1	73.1	18	-	-	490
6	3	77.2	18	1418	1145	1155
7	3	52.6	18	1732	1787	772
8	2	71.4	18	1562	-	121
9	2	89.8	18	1491	-	89
10	2	76.4	18	1355	-	615
Detection Check (1=Detection; 0=No Detection)						1



Trial Number			17			
Number of Bursts in Trial			11			
Chirp Center Frequency			5497			
Burst	No. of Pulses	Pulse Width (us)	Chirp Width (MHz)	Pulse 1-to-2 Spacing (us)	Pulse 2-to-3 Spacing (us)	Starting Location Within Interval (ms)
1	2	51.2	17	1236	-	740
2	1	71.7	17	-	-	941
3	2	74.7	17	1164	-	370
4	2	50.9	17	1919	-	371
5	2	65.2	17	1206	-	1033
6	2	98	17	1182	-	346
7	2	58.7	17	1612	-	639
8	1	63.8	17	-	-	1056
9	3	86.3	17	1545	1065	205
10	1	94.4	17	-	-	753
11	3	88.5	17	1699	1319	58
Detection Check (1=Detection; 0=No Detection)						1

Trial Number			18			
Number of Bursts in Trial			12			
Chirp Center Frequency			5496			
Burst	No. of Pulses	Pulse Width (us)	Chirp Width (MHz)	Pulse 1-to-2 Spacing (us)	Pulse 2-to-3 Spacing (us)	Starting Location Within Interval (ms)
1	2	88.7	16	1405	-	448
2	3	90.2	16	1544	1235	621
3	1	96.5	16	-	-	512
4	2	80.5	16	1090	-	321
5	2	63.7	16	1268	-	798
6	1	53.4	16	-	-	809
7	2	52.3	16	1043	-	301
8	3	54.7	16	1701	1104	796
9	3	75.6	16	1923	1729	669
10	2	59.2	16	1244	-	369
11	1	56.3	16	-	-	51
12	2	87.8	16	1608	-	733
Detection Check (1=Detection; 0=No Detection)						1



<b>Trial Number</b>			19			
<b>Number of Bursts in Trial</b>			13			
<b>Chirp Center Frequency</b>			5496			
Burst	No. of Pulses	Pulse Width (us)	Chirp Width (MHz)	Pulse 1-to-2 Spacing (us)	Pulse 2-to-3 Spacing (us)	Starting Location Within Interval (ms)
1	2	68.2	15	1104	-	229
2	2	58.4	15	1627	-	488
3	3	74.7	15	1861	1015	137
4	2	58.2	15	1593	-	520
5	1	51.6	15	-	-	799
6	2	94.7	15	1469	-	43
7	2	70.7	15	1091	-	126
8	2	82.9	15	1472	-	607
9	3	62.7	15	1168	1453	527
10	2	63.1	15	1529	-	143
11	1	96.1	15	-	-	176
12	2	57	15	1457	-	882
13	3	95.6	15	1707	1501	214
Detection Check (1=Detection; 0=No Detection)						1

<b>Trial Number</b>			20			
<b>Number of Bursts in Trial</b>			14			
<b>Chirp Center Frequency</b>			5496			
Burst	No. of Pulses	Pulse Width (us)	Chirp Width (MHz)	Pulse 1-to-2 Spacing (us)	Pulse 2-to-3 Spacing (us)	Starting Location Within Interval (ms)
1	1	95.7	14	-	-	117
2	1	93.1	14	-	-	720
3	1	55.8	14	-	-	297
4	1	76.7	14	-	-	284
5	2	68	14	1686	-	472
6	3	94.1	14	1796	1393	264
7	2	53.9	14	1293	-	525
8	1	99.3	14	-	-	155
9	2	73.3	14	1458	-	65
10	2	93.3	14	1196	-	451
11	3	55.8	14	1895	1034	243
12	1	66.4	14	-	-	228
13	2	65.6	14	1732	-	746
14	2	76.5	14	1187	-	522
Detection Check (1=Detection; 0=No Detection)						1



<b>Trial Number</b>			21			
<b>Number of Bursts in Trial</b>			15			
<b>Chirp Center Frequency</b>			5505			
Burst	No. of Pulses	Pulse Width (us)	Chirp Width (MHz)	Pulse 1-to-2 Spacing (us)	Pulse 2-to-3 Spacing (us)	Starting Location Within Interval (ms)
1	1	85.1	13	-	-	565
2	2	72.5	13	1648	-	211
3	1	67.5	13	-	-	348
4	2	56.1	13	1360	-	156
5	1	71.1	13	-	-	718
6	2	93.1	13	1391	-	400
7	1	56.5	13	-	-	482
8	1	63.8	13	-	-	703
9	2	67.4	13	1727	-	780
10	1	52.3	13	-	-	102
11	3	62.4	13	1228	1715	304
12	2	53.3	13	1630	-	57
13	2	83.1	13	1205	-	768
14	2	93.7	13	1085	-	461
15	2	90.7	13	1297	-	746
Detection Check (1=Detection; 0=No Detection)						1

<b>Trial Number</b>			22			
<b>Number of Bursts in Trial</b>			16			
<b>Chirp Center Frequency</b>			5505			
Burst	No. of Pulses	Pulse Width (us)	Chirp Width (MHz)	Pulse 1-to-2 Spacing (us)	Pulse 2-to-3 Spacing (us)	Starting Location Within Interval (ms)
1	2	98.8	12	1439	-	95
2	1	54.5	12	-	-	676
3	2	80.5	12	1360	-	8
4	2	55.9	12	1906	-	373
5	2	72.1	12	1623	-	254
6	2	84.4	12	1604	-	480
7	1	78.5	12	-	-	663
8	1	88	12	-	-	314
9	2	74.7	12	1157	-	596
10	2	97.1	12	1673	-	264
11	1	81.6	12	-	-	740
12	1	83.6	12	-	-	163
13	3	87.6	12	1757	1322	628
14	2	58.5	12	1372	-	132
15	3	91.8	12	1767	1183	106
16	2	58.8	12	1432	-	659
Detection Check (1=Detection; 0=No Detection)						1



<b>Trial Number</b>			23			
<b>Number of Bursts in Trial</b>			17			
<b>Chirp Center Frequency</b>			5506			
<b>Burst</b>	<b>No. of Pulses</b>	<b>Pulse Width (us)</b>	<b>Chirp Width (MHz)</b>	<b>Pulse 1-to-2 Spacing (us)</b>	<b>Pulse 2-to-3 Spacing (us)</b>	<b>Starting Location Within Interval (ms)</b>
1	1	96	11	-	-	284
2	2	92.5	11	1241	-	488
3	2	89.5	11	1347	-	76
4	2	74.8	11	1607	-	688
5	2	60.6	11	1523	-	28
6	2	71.5	11	1659	-	383
7	2	71.1	11	1454	-	182
8	1	98.7	11	-	-	20
9	2	85.1	11	1770	-	576
10	2	89.2	11	1086	-	410
11	2	60.7	11	1101	-	458
12	2	75.2	11	1719	-	348
13	2	75.7	11	1799	-	481
14	3	56.7	11	1132	1884	587
15	2	65	11	1885	-	480
16	2	64.6	11	1910	-	195
17	3	69.9	11	1410	1190	396
<b>Detection Check (1=Detection; 0=No Detection)</b>						1





<b>Trial Number</b>			24			
<b>Number of Bursts in Trial</b>			18			
<b>Chirp Center Frequency</b>			5506			
<b>Burst</b>	<b>No. of Pulses</b>	<b>Pulse Width (us)</b>	<b>Chirp Width (MHz)</b>	<b>Pulse 1-to-2 Spacing (us)</b>	<b>Pulse 2-to-3 Spacing (us)</b>	<b>Starting Location Within Interval (ms)</b>
1	3	83.8	10	1290	1021	536
2	2	66.9	10	1112	-	44
3	3	91	10	1220	1504	611
4	2	86.1	10	1678	-	456
5	3	65.5	10	1928	1222	330
6	1	62.6	10	-	-	297
7	3	68.7	10	1505	1200	351
8	3	59.2	10	1452	1114	230
9	1	73.9	10	-	-	222
10	1	77.2	10	-	-	57
11	2	96.4	10	1357	-	399
12	2	99.9	10	1173	-	299
13	2	99.9	10	1520	-	464
14	1	86.7	10	-	-	294
15	1	92.6	10	-	-	653
16	1	77.1	10	-	-	550
17	2	81.1	10	1664	-	566
18	3	68.4	10	1536	1309	580
<b>Detection Check (1=Detection; 0=No Detection)</b>						1



<b>Trial Number</b>			25			
<b>Number of Bursts in Trial</b>			19			
<b>Chirp Center Frequency</b>			5506			
<b>Burst</b>	<b>No. of Pulses</b>	<b>Pulse Width (us)</b>	<b>Chirp Width (MHz)</b>	<b>Pulse 1-to-2 Spacing (us)</b>	<b>Pulse 2-to-3 Spacing (us)</b>	<b>Starting Location Within Interval (ms)</b>
1	3	68.2	9	1723	1868	471
2	3	83.7	9	1711	1405	368
3	2	69.7	9	1781	-	425
4	1	59.7	9	-	-	440
5	2	96.7	9	1484	-	123
6	2	95.8	9	1319	-	261
7	3	71.3	9	1095	1354	332
8	3	53.2	9	1527	1427	427
9	2	69.5	9	1771	-	397
10	3	63.9	9	1075	1447	67
11	2	93.4	9	1783	-	174
12	2	77.3	9	1564	-	17
13	2	73.1	9	1294	-	216
14	1	77.4	9	-	-	292
15	3	57.2	9	1722	1886	619
16	2	68.7	9	1629	-	233
17	1	60.8	9	-	-	226
18	3	69.7	9	1128	1224	599
19	1	62.2	9	-	-	433
<b>Detection Check (1=Detection; 0=No Detection)</b>						1



Trial Number			26			
Number of Bursts in Trial			20			
Chirp Center Frequency			5507			
Burst	No. of Pulses	Pulse Width (us)	Chirp Width (MHz)	Pulse 1-to-2 Spacing (us)	Pulse 2-to-3 Spacing (us)	Starting Location Within Interval (ms)
1	1	80.5	8	-	-	90
2	3	62.6	8	1406	1343	319
3	3	85.6	8	1190	1529	384
4	2	83.9	8	1208	-	567
5	2	92.4	8	1488	-	234
6	2	54	8	1529	-	535
7	3	81.3	8	1501	1812	325
8	1	98.5	8	-	-	532
9	1	85.8	8	-	-	272
10	2	84.7	8	1593	-	182
11	2	83.3	8	1705	-	134
12	2	79.8	8	1567	-	286
13	1	77.9	8	-	-	368
14	3	98.4	8	1510	1569	290
15	2	79.9	8	1588	-	231
16	3	78	8	1140	1353	353
17	3	55.2	8	1700	1327	53
18	3	71.9	8	1081	1224	44
19	1	62	8	-	-	298
20	3	70.5	8	1888	1442	529
Detection Check (1=Detection; 0=No Detection)						1

Trial Number			27			
Number of Bursts in Trial			8			
Chirp Center Frequency			5503			
Burst	No. of Pulses	Pulse Width (us)	Chirp Width (MHz)	Pulse 1-to-2 Spacing (us)	Pulse 2-to-3 Spacing (us)	Starting Location Within Interval (ms)
1	2	69.1	18	1076	-	1436
2	2	62.1	18	1688	-	22
3	2	94.8	18	1891	-	897
4	1	75.8	18	-	-	1186
5	2	65.4	18	1713	-	589
6	2	97.7	18	1292	-	614
7	3	98.1	18	1670	1711	506
8	2	85.4	18	1672	-	776
Detection Check (1=Detection; 0=No Detection)						1



Trial Number			28			
Number of Bursts in Trial			9			
Chirp Center Frequency			5502			
Burst	No. of Pulses	Pulse Width (us)	Chirp Width (MHz)	Pulse 1-to-2 Spacing (us)	Pulse 2-to-3 Spacing (us)	Starting Location Within Interval (ms)
1	3	82	19	1233	1713	679
2	3	87.7	19	1554	1123	473
3	2	98.9	19	1518	-	869
4	1	55	19	-	-	719
5	1	93.6	19	-	-	902
6	2	58.7	19	1641	-	1243
7	2	88.7	19	1387	-	410
8	1	60.3	19	-	-	1154
9	1	97.7	19	-	-	512
Detection Check (1=Detection; 0=No Detection)						1

Trial Number			29			
Number of Bursts in Trial			10			
Chirp Center Frequency			5502			
Burst	No. of Pulses	Pulse Width (us)	Chirp Width (MHz)	Pulse 1-to-2 Spacing (us)	Pulse 2-to-3 Spacing (us)	Starting Location Within Interval (ms)
1	1	69.6	20	-	-	1131
2	1	74.5	20	-	-	290
3	1	60.9	20	-	-	895
4	1	74.6	20	-	-	202
5	2	99.3	20	1501	-	139
6	2	95.3	20	1065	-	854
7	2	91.9	20	1722	-	219
8	2	51	20	1285	-	57
9	2	87.7	20	1747	-	141
10	1	87.2	20	-	-	596
Detection Check (1=Detection; 0=No Detection)						1



Trial Number			30			
Number of Bursts in Trial			11			
Chirp Center Frequency			5508			
Burst	No. of Pulses	Pulse Width (us)	Chirp Width (MHz)	Pulse 1-to-2 Spacing (us)	Pulse 2-to-3 Spacing (us)	Starting Location Within Interval (ms)
1	3	59.9	5	1901	1196	935
2	2	77.1	5	1590	-	1038
3	2	62.7	5	1227	-	690
4	1	77.1	5	-	-	547
5	3	99.8	5	1798	1790	551
6	2	61.5	5	1135	-	876
7	2	77.5	5	1583	-	448
8	2	57.3	5	1890	-	736
9	2	53.5	5	1757	-	362
10	1	66.6	5	-	-	836
11	3	80.7	5	1811	1289	410
Detection Check (1=Detection; 0=No Detection)						0



**Type 6 Radar Statistical Performance**

Trial #	Test Freq. (MHz)	Pulses / Hop	Pulse Width (us)	PRI (us)	1=Detection 0=No Detection
1	5500	9	1	333	1
2	5500	9	1	333	1
3	5500	9	1	333	1
4	5500	9	1	333	1
5	5500	9	1	333	1
6	5500	9	1	333	1
7	5500	9	1	333	1
8	5500	9	1	333	1
9	5500	9	1	333	1
10	5500	9	1	333	1
11	5500	9	1	333	1
12	5500	9	1	333	1
13	5500	9	1	333	1
14	5500	9	1	333	1
15	5500	9	1	333	1
16	5500	9	1	333	1
17	5500	9	1	333	1
18	5500	9	1	333	1
19	5500	9	1	333	1
20	5500	9	1	333	1
21	5500	9	1	333	1
22	5500	9	1	333	1
23	5500	9	1	333	1
24	5500	9	1	333	1
25	5500	9	1	333	1
26	5500	9	1	333	1
27	5500	9	1	333	1
28	5500	9	1	333	1
29	5500	9	1	333	1
30	5500	9	1	333	1
Detection Percentage (%)					100.000
Limit					70%
<b>Test Result</b>					<b>Complied</b>



Modulation Mode: 802.11ax (HEW40)

Type 1 Radar Statistical Performance

Trial #	Test Freq. (MHz)	Pulse Repetition Frequency Number	Pulse Repetition Frequency (Pulse Per Second)	PRI (us)	1=Detection 0=No Detection
1	5528	1	1930.5	518	1
2	5516	23	326.2	3066	1
3	5505	19	1139.0	878	1
4	5524	12	1355.0	738	1
5	5530	4	1730.1	578	1
6	5521	8	1519.8	658	1
7	5526	15	1253.1	798	1
8	5524	6	1618.1	618	1
9	5492	14	1285.3	778	1
10	5525	3	1792.1	558	1
11	5528	13	1319.3	758	1
12	5516	9	1474.9	678	1
13	5513	7	1567.4	638	0
14	5491	17	1193.3	838	1
15	5501	10	1432.7	698	1
16	5518	-	1692.0	591	1
17	5528	-	328.1	3048	1
18	5527	-	373.4	2678	1
19	5496	-	574.4	1741	1
20	5501	-	1216.5	822	1
21	5529	-	801.3	1248	1
22	5524	-	488.5	2047	1
23	5520	-	956.0	1046	1
24	5523	-	517.6	1932	1
25	5527	-	1422.5	703	1
26	5492	-	542.0	1845	1
27	5499	-	741.3	1349	1
28	5496	-	881.8	1134	1
29	5511	-	427.4	2340	1
30	5515	-	628.9	1590	1
Detection Percentage (%)					96.667
Limit					60%
<b>Test Result</b>					<b>Complied</b>



**Type 2 Radar Statistical Performance**

Trial #	Test Freq. (MHz)	Pulse Width (us)	PRI (us)	Pulses / Burst	1=Detection 0=No Detection
1	5525	2.6	221	23	1
2	5511	4.6	198	27	1
3	5529	1.1	184	29	1
4	5525	4.8	203	24	1
5	5491	2.4	162	25	1
6	5519	3.4	204	28	1
7	5507	2.3	170	27	1
8	5500	3.5	184	23	1
9	5513	4.9	150	27	1
10	5521	4.6	211	29	1
11	5502	2.9	158	23	1
12	5502	2.6	226	27	1
13	5490	1.6	204	26	1
14	5503	3.9	181	25	1
15	5521	4.6	202	24	1
16	5527	4.1	194	27	1
17	5508	2.3	193	28	1
18	5517	3.9	173	29	1
19	5517	4.3	188	23	1
20	5530	1.5	215	26	1
21	5507	4.9	227	27	1
22	5529	1.1	199	23	1
23	5497	4.5	155	29	1
24	5525	4.0	190	27	1
25	5518	2.4	151	23	0
26	5500	2.5	180	28	1
27	5491	2.5	228	23	1
28	5510	2.5	203	25	1
29	5492	1.5	188	25	1
30	5514	1.9	217	24	0
Detection Percentage (%)					93.333
Limit					60%
<b>Test Result</b>					<b>Complied</b>





Type 3 Radar Statistical Performance

Trial #	Test Freq. (MHz)	Pulse Width (us)	PRI (us)	Pulses / Burst	1=Detection 0=No Detection
1	5503	8.0	205	16	1
2	5500	6.7	382	18	1
3	5521	8.6	418	16	1
4	5515	9.4	351	17	1
5	5510	7.4	383	18	1
6	5515	9.8	232	16	1
7	5513	9.1	377	17	0
8	5514	9.6	457	16	1
9	5499	8.0	471	18	0
10	5516	9.0	304	18	1
11	5504	8.0	316	17	1
12	5490	9.8	325	16	1
13	5509	8.0	409	17	1
14	5519	9.9	200	17	1
15	5530	8.8	458	16	1
16	5516	8.0	232	18	1
17	5505	8.3	250	16	1
18	5507	8.7	270	16	1
19	5508	7.7	350	17	1
20	5521	7.1	230	16	1
21	5529	7.3	416	18	1
22	5502	7.6	498	18	1
23	5503	7.3	286	17	1
24	5508	7.3	287	16	1
25	5526	7.5	462	17	1
26	5526	6.2	300	17	1
27	5524	6.4	323	18	1
28	5490	7.1	420	16	0
29	5511	7.2	395	18	1
30	5493	8.4	377	16	1
Detection Percentage (%)					90.000
Limit					60%
<b>Test Result</b>					<b>Complied</b>



Type 4 Radar Statistical Performance

Trial #	Test Freq. (MHz)	Pulse Width (us)	PRI (us)	Pulses / Burst	1=Detection 0=No Detection
1	5492	18.0	242	15	1
2	5496	19.9	279	12	0
3	5518	12.9	487	14	0
4	5493	15.0	452	13	1
5	5511	16.3	230	12	1
6	5525	19.8	238	13	1
7	5526	18.2	420	16	1
8	5515	16.3	452	15	1
9	5530	14.2	495	12	1
10	5527	17.8	228	16	1
11	5530	19.1	211	16	1
12	5495	18.4	283	15	1
13	5530	11.8	411	12	1
14	5491	14.2	284	13	1
15	5517	13.9	202	12	1
16	5496	17.8	340	14	1
17	5516	15.6	290	16	1
18	5505	14.6	250	16	0
19	5513	14.4	484	15	1
20	5529	18.9	387	13	1
21	5491	11.1	348	15	1
22	5510	13.8	291	16	1
23	5490	14.3	295	12	1
24	5508	12.5	300	12	1
25	5500	12.5	322	14	1
26	5525	12.5	383	13	1
27	5491	15.7	322	16	1
28	5503	19.8	469	13	1
29	5509	18.6	406	15	1
30	5515	15.9	238	14	1
Detection Percentage (%)					90.000
Limit					60%
<b>Test Result</b>					<b>Complied</b>



**Total Type 1~4 Radar Statistical Performance**

<b>Radar Type #</b>	<b>Detection Percentage (%)</b>
1	96.667
2	93.333
3	90.000
4	90.000
Aggregate (Radar Types 1-4)	92.500
Limit	80%
<b>Test Result</b>	<b>Complied</b>



**Type 5 Radar Statistical Performance**

Center Freq. (MHz)	Low Edge (MHz)	High Edge (MHz)	VSG Freq. (MHz)	Detection
Trial	Chirp	Offset		
1	5	2	5510	1
2	20	8	5510	0
3	7	2.8	5510	1
4	8	3.2	5510	1
5	9	3.6	5510	1
6	10	4	5510	1
7	11	4.4	5510	1
8	12	4.8	5510	1
9	13	5.2	5510	1
10	14	5.6	5510	1
11	15	6	5496	1
12	16	6.4	5496	1
13	17	6.8	5497	1
14	20	8	5498	0
15	19	7.6	5498	1
16	18	7.2	5497	1
17	17	6.8	5497	1
18	16	6.4	5496	1
19	15	6	5496	1
20	14	5.6	5496	1
21	13	5.2	5525	1
22	12	4.8	5525	1
23	11	4.4	5526	1
24	10	4	5526	1
25	9	3.6	5526	1
26	8	3.2	5527	1
27	18	7.2	5523	1
28	19	7.6	5522	1
29	20	8	5522	1
30	5	2	5528	1
Total				28
Detection Percentage (%)				93%
Limit				80%
<b>Test Result</b>				<b>Complied</b>



Trial Number			1			
Number of Bursts in Trial			8			
Chirp Center Frequency			5510			
Burst	No. of Pulses	Pulse Width (us)	Chirp Width (MHz)	Pulse 1-to-2 Spacing (us)	Pulse 2-to-3 Spacing (us)	Starting Location Within Interval (ms)
1	1	62.1	5	-	-	1091
2	2	56	5	1729	-	133
3	2	91.3	5	1230	-	1057
4	3	50.7	5	1762	1616	1442
5	2	92.6	5	1723	-	544
6	2	87.3	5	1302	-	1089
7	2	59.5	5	1291	-	1374
8	2	52.2	5	1653	-	1237
Detection Check (1=Detection; 0=No Detection)						1

Trial Number			2			
Number of Bursts in Trial			9			
Chirp Center Frequency			5510			
Burst	No. of Pulses	Pulse Width (us)	Chirp Width (MHz)	Pulse 1-to-2 Spacing (us)	Pulse 2-to-3 Spacing (us)	Starting Location Within Interval (ms)
1	3	90	20	1007	1326	30
2	2	73.7	20	1785	-	979
3	1	78.1	20	-	-	683
4	2	92.4	20	1281	-	950
5	1	61.2	20	-	-	612
6	3	67.2	20	1525	1870	17
7	1	78.5	20	-	-	429
8	2	60.3	20	1931	-	936
9	3	92.9	20	1403	1476	548
Detection Check (1=Detection; 0=No Detection)						0



<b>Trial Number</b>			3			
<b>Number of Bursts in Trial</b>			10			
<b>Chirp Center Frequency</b>			5510			
Burst	No. of Pulses	Pulse Width (us)	Chirp Width (MHz)	Pulse 1-to-2 Spacing (us)	Pulse 2-to-3 Spacing (us)	Starting Location Within Interval (ms)
1	3	63.4	7	1574	1607	801
2	1	98	7	-	-	966
3	1	58.7	7	-	-	185
4	1	88	7	-	-	1012
5	3	79.5	7	1562	1370	943
6	3	57.1	7	1900	1188	686
7	2	64.4	7	1090	-	599
8	1	78.7	7	-	-	1089
9	1	69.3	7	-	-	188
10	3	55.3	7	1375	1691	933
Detection Check (1=Detection; 0=No Detection)						1

<b>Trial Number</b>			4			
<b>Number of Bursts in Trial</b>			11			
<b>Chirp Center Frequency</b>			5510			
Burst	No. of Pulses	Pulse Width (us)	Chirp Width (MHz)	Pulse 1-to-2 Spacing (us)	Pulse 2-to-3 Spacing (us)	Starting Location Within Interval (ms)
1	2	74.3	8	1642	-	24
2	1	83.1	8	-	-	985
3	2	59.5	8	1680	-	988
4	2	59.8	8	1786	-	800
5	2	77.6	8	1617	-	339
6	2	79.9	8	1553	-	1040
7	1	56	8	-	-	544
8	3	71.4	8	1406	1927	452
9	1	97.4	8	-	-	204
10	2	98.3	8	1037	-	926
11	1	63.6	8	-	-	1052
Detection Check (1=Detection; 0=No Detection)						1



Trial Number			5			
Number of Bursts in Trial			12			
Chirp Center Frequency			5510			
Burst	No. of Pulses	Pulse Width (us)	Chirp Width (MHz)	Pulse 1-to-2 Spacing (us)	Pulse 2-to-3 Spacing (us)	Starting Location Within Interval (ms)
1	1	50	9	-	-	557
2	2	62.5	9	1731	-	567
3	2	55.4	9	1070	-	460
4	1	65.7	9	-	-	4
5	2	58	9	1512	-	64
6	2	60.9	9	1230	-	650
7	3	89.6	9	1598	1738	235
8	3	84.4	9	1271	1617	873
9	3	72.3	9	1498	1321	901
10	1	58.9	9	-	-	663
11	2	74.8	9	1584	-	919
12	1	71.8	9	-	-	375
Detection Check (1=Detection; 0=No Detection)						1

Trial Number			6			
Number of Bursts in Trial			13			
Chirp Center Frequency			5510			
Burst	No. of Pulses	Pulse Width (us)	Chirp Width (MHz)	Pulse 1-to-2 Spacing (us)	Pulse 2-to-3 Spacing (us)	Starting Location Within Interval (ms)
1	2	88.1	10	1257	-	846
2	1	58.7	10	-	-	725
3	2	97.1	10	1037	-	30
4	3	83.1	10	1029	1106	490
5	1	62.1	10	-	-	262
6	2	71.4	10	1058	-	283
7	2	86.3	10	1867	-	49
8	3	77.3	10	1418	1876	634
9	1	78.9	10	-	-	304
10	3	79.2	10	1055	1572	564
11	3	52	10	1582	1836	852
12	3	56.5	10	1195	1542	525
13	3	100	10	1638	1729	750
Detection Check (1=Detection; 0=No Detection)						1



<b>Trial Number</b>			7			
<b>Number of Bursts in Trial</b>			14			
<b>Chirp Center Frequency</b>			5510			
Burst	No. of Pulses	Pulse Width (us)	Chirp Width (MHz)	Pulse 1-to-2 Spacing (us)	Pulse 2-to-3 Spacing (us)	Starting Location Within Interval (ms)
1	2	92.7	11	1208	-	231
2	2	81.3	11	1144	-	804
3	2	60.4	11	1555	-	34
4	2	62.1	11	1320	-	427
5	1	50	11	-	-	577
6	3	65.9	11	1020	1365	3
7	2	73.8	11	1308	-	51
8	2	74.3	11	1143	-	360
9	1	62.9	11	-	-	394
10	2	74.8	11	1404	-	317
11	2	69.7	11	1309	-	532
12	2	69.8	11	1688	-	339
13	2	77.4	11	1857	-	381
14	1	55.1	11	-	-	426
Detection Check (1=Detection; 0=No Detection)						1

<b>Trial Number</b>			8			
<b>Number of Bursts in Trial</b>			15			
<b>Chirp Center Frequency</b>			5510			
Burst	No. of Pulses	Pulse Width (us)	Chirp Width (MHz)	Pulse 1-to-2 Spacing (us)	Pulse 2-to-3 Spacing (us)	Starting Location Within Interval (ms)
1	1	91.7	12	-	-	776
2	2	90	12	1196	-	187
3	3	92.3	12	1486	1853	448
4	2	66.8	12	1545	-	702
5	1	64	12	-	-	403
6	3	95.4	12	1123	1473	230
7	3	66.8	12	1867	1401	604
8	3	67.7	12	1472	1397	38
9	1	68.2	12	-	-	735
10	2	82.2	12	1297	-	610
11	1	92.1	12	-	-	618
12	2	57	12	1764	-	705
13	2	58.5	12	1310	-	22
14	3	85.5	12	1630	1447	641
15	2	82.2	12	1371	-	109
Detection Check (1=Detection; 0=No Detection)						1





<b>Trial Number</b>			9			
<b>Number of Bursts in Trial</b>			16			
<b>Chirp Center Frequency</b>			5510			
<b>Burst</b>	<b>No. of Pulses</b>	<b>Pulse Width (us)</b>	<b>Chirp Width (MHz)</b>	<b>Pulse 1-to-2 Spacing (us)</b>	<b>Pulse 2-to-3 Spacing (us)</b>	<b>Starting Location Within Interval (ms)</b>
1	2	74.4	13	1707	-	442
2	2	63.6	13	1725	-	280
3	2	71.3	13	1704	-	459
4	3	77.6	13	1063	1405	197
5	3	65.2	13	1731	1294	101
6	3	55.1	13	1109	1549	17
7	2	96.8	13	1034	-	131
8	3	80.8	13	1533	1051	365
9	1	60.4	13	-	-	222
10	2	61.8	13	1312	-	371
11	2	71.3	13	1657	-	33
12	2	98.1	13	1024	-	291
13	1	57.9	13	-	-	188
14	1	91.8	13	-	-	163
15	2	56.7	13	1259	-	426
16	2	89.7	13	1690	-	606
<b>Detection Check (1=Detection; 0=No Detection)</b>						1



<b>Trial Number</b>			10			
<b>Number of Bursts in Trial</b>			17			
<b>Chirp Center Frequency</b>			5510			
<b>Burst</b>	<b>No. of Pulses</b>	<b>Pulse Width (us)</b>	<b>Chirp Width (MHz)</b>	<b>Pulse 1-to-2 Spacing (us)</b>	<b>Pulse 2-to-3 Spacing (us)</b>	<b>Starting Location Within Interval (ms)</b>
1	2	74.4	14	1107	-	462
2	1	87.6	14	-	-	653
3	2	61.7	14	1741	-	457
4	2	57.5	14	1566	-	388
5	2	66.1	14	1855	-	63
6	3	70.1	14	1044	1012	136
7	1	66.4	14	-	-	343
8	1	59.2	14	-	-	349
9	2	88.3	14	1240	-	362
10	1	64.7	14	-	-	221
11	2	73	14	1703	-	144
12	2	81.7	14	1450	-	671
13	3	70.1	14	1741	1278	320
14	1	63.6	14	-	-	196
15	1	58.7	14	-	-	413
16	2	65.9	14	1478	-	170
17	1	72.7	14	-	-	564
<b>Detection Check (1=Detection; 0=No Detection)</b>						1



<b>Trial Number</b>			11			
<b>Number of Bursts in Trial</b>			18			
<b>Chirp Center Frequency</b>			5496			
<b>Burst</b>	<b>No. of Pulses</b>	<b>Pulse Width (us)</b>	<b>Chirp Width (MHz)</b>	<b>Pulse 1-to-2 Spacing (us)</b>	<b>Pulse 2-to-3 Spacing (us)</b>	<b>Starting Location Within Interval (ms)</b>
1	2	72.1	15	1193	-	130
2	3	76.3	15	1484	1390	114
3	1	86.1	15	-	-	14
4	1	73.2	15	-	-	604
5	1	81.2	15	-	-	548
6	2	99.5	15	1398	-	173
7	1	93.9	15	-	-	262
8	2	75.9	15	1921	-	38
9	3	79.2	15	1100	1429	84
10	3	77	15	1166	1799	610
11	1	91.8	15	-	-	339
12	3	56.8	15	1330	1556	580
13	2	83.1	15	1556	-	295
14	2	63	15	1552	-	156
15	1	65.7	15	-	-	439
16	1	64.5	15	-	-	188
17	1	88.5	15	-	-	419
18	1	60.6	15	-	-	205
<b>Detection Check (1=Detection; 0=No Detection)</b>						1



<b>Trial Number</b>			12			
<b>Number of Bursts in Trial</b>			19			
<b>Chirp Center Frequency</b>			5496			
<b>Burst</b>	<b>No. of Pulses</b>	<b>Pulse Width (us)</b>	<b>Chirp Width (MHz)</b>	<b>Pulse 1-to-2 Spacing (us)</b>	<b>Pulse 2-to-3 Spacing (us)</b>	<b>Starting Location Within Interval (ms)</b>
1	2	90.5	16	1299	-	381
2	2	88.4	16	1418	-	327
3	2	53.7	16	1055	-	536
4	1	80.5	16	-	-	285
5	1	50.4	16	-	-	398
6	2	61.2	16	1749	-	439
7	2	78.8	16	1065	-	129
8	3	75	16	1748	1820	325
9	2	96.7	16	1254	-	440
10	3	76.3	16	1848	1106	397
11	1	73.3	16	-	-	232
12	2	92.4	16	1317	-	91
13	2	92.4	16	1854	-	256
14	3	64.4	16	1240	1634	582
15	2	67.3	16	1473	-	117
16	2	84.1	16	1795	-	202
17	1	80.9	16	-	-	135
18	1	74.6	16	-	-	396
19	2	97.6	16	1805	-	615
<b>Detection Check (1=Detection; 0=No Detection)</b>						1



Trial Number			13			
Number of Bursts in Trial			20			
Chirp Center Frequency			5497			
Burst	No. of Pulses	Pulse Width (us)	Chirp Width (MHz)	Pulse 1-to-2 Spacing (us)	Pulse 2-to-3 Spacing (us)	Starting Location Within Interval (ms)
1	2	66.1	17	1417	-	388
2	2	86.7	17	1693	-	348
3	2	70.5	17	1263	-	215
4	2	78	17	1446	-	28
5	2	66	17	1185	-	585
6	2	80.6	17	1855	-	65
7	1	95.5	17	-	-	92
8	1	98.8	17	-	-	68
9	3	64.3	17	1641	1108	517
10	1	75.1	17	-	-	121
11	2	72.6	17	1499	-	448
12	1	60.3	17	-	-	567
13	2	54.9	17	1056	-	245
14	2	98.8	17	1023	-	584
15	2	60.9	17	1243	-	579
16	2	62.7	17	1226	-	464
17	1	80.1	17	-	-	89
18	2	70.9	17	1711	-	153
19	1	90.7	17	-	-	282
20	1	98.9	17	-	-	71
Detection Check (1=Detection; 0=No Detection)						1

Trial Number			14			
Number of Bursts in Trial			8			
Chirp Center Frequency			5498			
Burst	No. of Pulses	Pulse Width (us)	Chirp Width (MHz)	Pulse 1-to-2 Spacing (us)	Pulse 2-to-3 Spacing (us)	Starting Location Within Interval (ms)
1	2	67.5	20	1542	-	947
2	3	83.6	20	1272	1696	124
3	2	93.2	20	1877	-	701
4	1	55.6	20	-	-	1123
5	3	84.2	20	1733	1619	756
6	3	69.1	20	1612	1071	1
7	2	66.9	20	1905	-	7
8	3	86.8	20	1697	1621	1082
Detection Check (1=Detection; 0=No Detection)						0



Trial Number			15			
Number of Bursts in Trial			9			
Chirp Center Frequency			5498			
Burst	No. of Pulses	Pulse Width (us)	Chirp Width (MHz)	Pulse 1-to-2 Spacing (us)	Pulse 2-to-3 Spacing (us)	Starting Location Within Interval (ms)
1	2	62.2	19	1571	-	949
2	2	85	19	1669	-	189
3	2	64.5	19	1505	-	176
4	2	50.4	19	1325	-	538
5	2	66.1	19	1483	-	908
6	2	71.2	19	1110	-	1017
7	3	53.7	19	1445	1677	492
8	3	62.5	19	1596	1341	349
9	3	62	19	1929	1221	1105
Detection Check (1=Detection; 0=No Detection)						1

Trial Number			16			
Number of Bursts in Trial			10			
Chirp Center Frequency			5497			
Burst	No. of Pulses	Pulse Width (us)	Chirp Width (MHz)	Pulse 1-to-2 Spacing (us)	Pulse 2-to-3 Spacing (us)	Starting Location Within Interval (ms)
1	2	80.5	18	1910	-	284
2	2	64.2	18	1661	-	751
3	2	90.1	18	1041	-	491
4	2	69.8	18	1495	-	107
5	1	73.1	18	-	-	490
6	3	77.2	18	1418	1145	1155
7	3	52.6	18	1732	1787	772
8	2	71.4	18	1562	-	121
9	2	89.8	18	1491	-	89
10	2	76.4	18	1355	-	615
Detection Check (1=Detection; 0=No Detection)						1



Trial Number			17			
Number of Bursts in Trial			11			
Chirp Center Frequency			5497			
Burst	No. of Pulses	Pulse Width (us)	Chirp Width (MHz)	Pulse 1-to-2 Spacing (us)	Pulse 2-to-3 Spacing (us)	Starting Location Within Interval (ms)
1	2	51.2	17	1236	-	740
2	1	71.7	17	-	-	941
3	2	74.7	17	1164	-	370
4	2	50.9	17	1919	-	371
5	2	65.2	17	1206	-	1033
6	2	98	17	1182	-	346
7	2	58.7	17	1612	-	639
8	1	63.8	17	-	-	1056
9	3	86.3	17	1545	1065	205
10	1	94.4	17	-	-	753
11	3	88.5	17	1699	1319	58
Detection Check (1=Detection; 0=No Detection)						1

Trial Number			18			
Number of Bursts in Trial			12			
Chirp Center Frequency			5497			
Burst	No. of Pulses	Pulse Width (us)	Chirp Width (MHz)	Pulse 1-to-2 Spacing (us)	Pulse 2-to-3 Spacing (us)	Starting Location Within Interval (ms)
1	2	88.7	16	1405	-	448
2	3	90.2	16	1544	1235	621
3	1	96.5	16	-	-	512
4	2	80.5	16	1090	-	321
5	2	63.7	16	1268	-	798
6	1	53.4	16	-	-	809
7	2	52.3	16	1043	-	301
8	3	54.7	16	1701	1104	796
9	3	75.6	16	1923	1729	669
10	2	59.2	16	1244	-	369
11	1	56.3	16	-	-	51
12	2	87.8	16	1608	-	733
Detection Check (1=Detection; 0=No Detection)						1



<b>Trial Number</b>			19			
<b>Number of Bursts in Trial</b>			13			
<b>Chirp Center Frequency</b>			5496			
Burst	No. of Pulses	Pulse Width (us)	Chirp Width (MHz)	Pulse 1-to-2 Spacing (us)	Pulse 2-to-3 Spacing (us)	Starting Location Within Interval (ms)
1	2	68.2	15	1104	-	229
2	2	58.4	15	1627	-	488
3	3	74.7	15	1861	1015	137
4	2	58.2	15	1593	-	520
5	1	51.6	15	-	-	799
6	2	94.7	15	1469	-	43
7	2	70.7	15	1091	-	126
8	2	82.9	15	1472	-	607
9	3	62.7	15	1168	1453	527
10	2	63.1	15	1529	-	143
11	1	96.1	15	-	-	176
12	2	57	15	1457	-	882
13	3	95.6	15	1707	1501	214
Detection Check (1=Detection; 0=No Detection)						1

<b>Trial Number</b>			20			
<b>Number of Bursts in Trial</b>			14			
<b>Chirp Center Frequency</b>			5496			
Burst	No. of Pulses	Pulse Width (us)	Chirp Width (MHz)	Pulse 1-to-2 Spacing (us)	Pulse 2-to-3 Spacing (us)	Starting Location Within Interval (ms)
1	1	95.7	14	-	-	117
2	1	93.1	14	-	-	720
3	1	55.8	14	-	-	297
4	1	76.7	14	-	-	284
5	2	68	14	1686	-	472
6	3	94.1	14	1796	1393	264
7	2	53.9	14	1293	-	525
8	1	99.3	14	-	-	155
9	2	73.3	14	1458	-	65
10	2	93.3	14	1196	-	451
11	3	55.8	14	1895	1034	243
12	1	66.4	14	-	-	228
13	2	65.6	14	1732	-	746
14	2	76.5	14	1187	-	522
Detection Check (1=Detection; 0=No Detection)						1





Trial Number			21			
Number of Bursts in Trial			15			
Chirp Center Frequency			5525			
Burst	No. of Pulses	Pulse Width (us)	Chirp Width (MHz)	Pulse 1-to-2 Spacing (us)	Pulse 2-to-3 Spacing (us)	Starting Location Within Interval (ms)
1	1	85.1	13	-	-	565
2	2	72.5	13	1648	-	211
3	1	67.5	13	-	-	348
4	2	56.1	13	1360	-	156
5	1	71.1	13	-	-	718
6	2	93.1	13	1391	-	400
7	1	56.5	13	-	-	482
8	1	63.8	13	-	-	703
9	2	67.4	13	1727	-	780
10	1	52.3	13	-	-	102
11	3	62.4	13	1228	1715	304
12	2	53.3	13	1630	-	57
13	2	83.1	13	1205	-	768
14	2	93.7	13	1085	-	461
15	2	90.7	13	1297	-	746
Detection Check (1=Detection; 0=No Detection)						1

Trial Number			22			
Number of Bursts in Trial			16			
Chirp Center Frequency			5525			
Burst	No. of Pulses	Pulse Width (us)	Chirp Width (MHz)	Pulse 1-to-2 Spacing (us)	Pulse 2-to-3 Spacing (us)	Starting Location Within Interval (ms)
1	2	98.8	12	1439	-	95
2	1	54.5	12	-	-	676
3	2	80.5	12	1360	-	8
4	2	55.9	12	1906	-	373
5	2	72.1	12	1623	-	254
6	2	84.4	12	1604	-	480
7	1	78.5	12	-	-	663
8	1	88	12	-	-	314
9	2	74.7	12	1157	-	596
10	2	97.1	12	1673	-	264
11	1	81.6	12	-	-	740
12	1	83.6	12	-	-	163
13	3	87.6	12	1757	1322	628
14	2	58.5	12	1372	-	132
15	3	91.8	12	1767	1183	106
16	2	58.8	12	1432	-	659
Detection Check (1=Detection; 0=No Detection)						1



Trial Number			23			
Number of Bursts in Trial			17			
Chirp Center Frequency			5526			
Burst	No. of Pulses	Pulse Width (us)	Chirp Width (MHz)	Pulse 1-to-2 Spacing (us)	Pulse 2-to-3 Spacing (us)	Starting Location Within Interval (ms)
1	1	96	11	-	-	284
2	2	92.5	11	1241	-	488
3	2	89.5	11	1347	-	76
4	2	74.8	11	1607	-	688
5	2	60.6	11	1523	-	28
6	2	71.5	11	1659	-	383
7	2	71.1	11	1454	-	182
8	1	98.7	11	-	-	20
9	2	85.1	11	1770	-	576
10	2	89.2	11	1086	-	410
11	2	60.7	11	1101	-	458
12	2	75.2	11	1719	-	348
13	2	75.7	11	1799	-	481
14	3	56.7	11	1132	1884	587
15	2	65	11	1885	-	480
16	2	64.6	11	1910	-	195
17	3	69.9	11	1410	1190	396
Detection Check (1=Detection; 0=No Detection)						1



<b>Trial Number</b>			24			
<b>Number of Bursts in Trial</b>			18			
<b>Chirp Center Frequency</b>			5526			
<b>Burst</b>	<b>No. of Pulses</b>	<b>Pulse Width (us)</b>	<b>Chirp Width (MHz)</b>	<b>Pulse 1-to-2 Spacing (us)</b>	<b>Pulse 2-to-3 Spacing (us)</b>	<b>Starting Location Within Interval (ms)</b>
1	3	83.8	10	1290	1021	536
2	2	66.9	10	1112	-	44
3	3	91	10	1220	1504	611
4	2	86.1	10	1678	-	456
5	3	65.5	10	1928	1222	330
6	1	62.6	10	-	-	297
7	3	68.7	10	1505	1200	351
8	3	59.2	10	1452	1114	230
9	1	73.9	10	-	-	222
10	1	77.2	10	-	-	57
11	2	96.4	10	1357	-	399
12	2	99.9	10	1173	-	299
13	2	99.9	10	1520	-	464
14	1	86.7	10	-	-	294
15	1	92.6	10	-	-	653
16	1	77.1	10	-	-	550
17	2	81.1	10	1664	-	566
18	3	68.4	10	1536	1309	580
<b>Detection Check (1=Detection; 0=No Detection)</b>						1



<b>Trial Number</b>			25			
<b>Number of Bursts in Trial</b>			19			
<b>Chirp Center Frequency</b>			5526			
<b>Burst</b>	<b>No. of Pulses</b>	<b>Pulse Width (us)</b>	<b>Chirp Width (MHz)</b>	<b>Pulse 1-to-2 Spacing (us)</b>	<b>Pulse 2-to-3 Spacing (us)</b>	<b>Starting Location Within Interval (ms)</b>
1	3	68.2	9	1723	1868	471
2	3	83.7	9	1711	1405	368
3	2	69.7	9	1781	-	425
4	1	59.7	9	-	-	440
5	2	96.7	9	1484	-	123
6	2	95.8	9	1319	-	261
7	3	71.3	9	1095	1354	332
8	3	53.2	9	1527	1427	427
9	2	69.5	9	1771	-	397
10	3	63.9	9	1075	1447	67
11	2	93.4	9	1783	-	174
12	2	77.3	9	1564	-	17
13	2	73.1	9	1294	-	216
14	1	77.4	9	-	-	292
15	3	57.2	9	1722	1886	619
16	2	68.7	9	1629	-	233
17	1	60.8	9	-	-	226
18	3	69.7	9	1128	1224	599
19	1	62.2	9	-	-	433
<b>Detection Check (1=Detection; 0=No Detection)</b>						1



Trial Number			26			
Number of Bursts in Trial			20			
Chirp Center Frequency			5527			
Burst	No. of Pulses	Pulse Width (us)	Chirp Width (MHz)	Pulse 1-to-2 Spacing (us)	Pulse 2-to-3 Spacing (us)	Starting Location Within Interval (ms)
1	1	80.5	8	-	-	90
2	3	62.6	8	1406	1343	319
3	3	85.6	8	1190	1529	384
4	2	83.9	8	1208	-	567
5	2	92.4	8	1488	-	234
6	2	54	8	1529	-	535
7	3	81.3	8	1501	1812	325
8	1	98.5	8	-	-	532
9	1	85.8	8	-	-	272
10	2	84.7	8	1593	-	182
11	2	83.3	8	1705	-	134
12	2	79.8	8	1567	-	286
13	1	77.9	8	-	-	368
14	3	98.4	8	1510	1569	290
15	2	79.9	8	1588	-	231
16	3	78	8	1140	1353	353
17	3	55.2	8	1700	1327	53
18	3	71.9	8	1081	1224	44
19	1	62	8	-	-	298
20	3	70.5	8	1888	1442	529
Detection Check (1=Detection; 0=No Detection)						1

Trial Number			27			
Number of Bursts in Trial			8			
Chirp Center Frequency			5523			
Burst	No. of Pulses	Pulse Width (us)	Chirp Width (MHz)	Pulse 1-to-2 Spacing (us)	Pulse 2-to-3 Spacing (us)	Starting Location Within Interval (ms)
1	2	69.1	18	1076	-	1436
2	2	62.1	18	1688	-	22
3	2	94.8	18	1891	-	897
4	1	75.8	18	-	-	1186
5	2	65.4	18	1713	-	589
6	2	97.7	18	1292	-	614
7	3	98.1	18	1670	1711	506
8	2	85.4	18	1672	-	776
Detection Check (1=Detection; 0=No Detection)						1



Trial Number			28			
Number of Bursts in Trial			9			
Chirp Center Frequency			5522			
Burst	No. of Pulses	Pulse Width (us)	Chirp Width (MHz)	Pulse 1-to-2 Spacing (us)	Pulse 2-to-3 Spacing (us)	Starting Location Within Interval (ms)
1	3	82	19	1233	1713	679
2	3	87.7	19	1554	1123	473
3	2	98.9	19	1518	-	869
4	1	55	19	-	-	719
5	1	93.6	19	-	-	902
6	2	58.7	19	1641	-	1243
7	2	88.7	19	1387	-	410
8	1	60.3	19	-	-	1154
9	1	97.7	19	-	-	512
Detection Check (1=Detection; 0=No Detection)						1

Trial Number			29			
Number of Bursts in Trial			10			
Chirp Center Frequency			5522			
Burst	No. of Pulses	Pulse Width (us)	Chirp Width (MHz)	Pulse 1-to-2 Spacing (us)	Pulse 2-to-3 Spacing (us)	Starting Location Within Interval (ms)
1	1	69.6	20	-	-	1131
2	1	74.5	20	-	-	290
3	1	60.9	20	-	-	895
4	1	74.6	20	-	-	202
5	2	99.3	20	1501	-	139
6	2	95.3	20	1065	-	854
7	2	91.9	20	1722	-	219
8	2	51	20	1285	-	57
9	2	87.7	20	1747	-	141
10	1	87.2	20	-	-	596
Detection Check (1=Detection; 0=No Detection)						1



<b>Trial Number</b>			30			
<b>Number of Bursts in Trial</b>			11			
<b>Chirp Center Frequency</b>			5528			
<b>Burst</b>	<b>No. of Pulses</b>	<b>Pulse Width (us)</b>	<b>Chirp Width (MHz)</b>	<b>Pulse 1-to-2 Spacing (us)</b>	<b>Pulse 2-to-3 Spacing (us)</b>	<b>Starting Location Within Interval (ms)</b>
1	3	59.9	5	1901	1196	935
2	2	77.1	5	1590	-	1038
3	2	62.7	5	1227	-	690
4	1	77.1	5	-	-	547
5	3	99.8	5	1798	1790	551
6	2	61.5	5	1135	-	876
7	2	77.5	5	1583	-	448
8	2	57.3	5	1890	-	736
9	2	53.5	5	1757	-	362
10	1	66.6	5	-	-	836
11	3	80.7	5	1811	1289	410
<b>Detection Check (1=Detection; 0=No Detection)</b>						1



Type 6 Radar Statistical Performance

Trial #	Test Freq. (MHz)	Pulses / Hop	Pulse Width (us)	PRI (us)	1=Detection 0=No Detection
1	5510	9	1	333	1
2	5510	9	1	333	1
3	5510	9	1	333	1
4	5510	9	1	333	1
5	5510	9	1	333	1
6	5510	9	1	333	0
7	5510	9	1	333	1
8	5510	9	1	333	1
9	5510	9	1	333	1
10	5510	9	1	333	1
11	5510	9	1	333	1
12	5510	9	1	333	1
13	5510	9	1	333	1
14	5510	9	1	333	1
15	5510	9	1	333	1
16	5510	9	1	333	1
17	5510	9	1	333	1
18	5510	9	1	333	1
19	5510	9	1	333	1
20	5510	9	1	333	1
21	5510	9	1	333	1
22	5510	9	1	333	1
23	5510	9	1	333	1
24	5510	9	1	333	1
25	5510	9	1	333	1
26	5510	9	1	333	1
27	5510	9	1	333	1
28	5510	9	1	333	1
29	5510	9	1	333	1
30	5510	9	1	333	1
Detection Percentage (%)					96.667
Limit					70%
<b>Test Result</b>					<b>Complied</b>





Modulation Mode: 802.11ax (HEW80)

Type 1 Radar Statistical Performance

Trial #	Test Freq. (MHz)	Pulse Repetition Frequency Number	Pulse Repetition Frequency (Pulse Per Second)	PRI (us)	1=Detection 0=No Detection
1	5535	1	1930.5	518	1
2	5544	23	326.2	3066	1
3	5549	19	1139.0	878	1
4	5555	12	1355.0	738	1
5	5557	4	1730.1	578	1
6	5497	8	1519.8	658	1
7	5506	15	1253.1	798	1
8	5522	6	1618.1	618	1
9	5528	14	1285.3	778	1
10	5504	3	1792.1	558	1
11	5501	13	1319.3	758	1
12	5538	9	1474.9	678	1
13	5523	7	1567.4	638	1
14	5499	17	1193.3	838	1
15	5544	10	1432.7	698	1
16	5521	-	1692.0	591	0
17	5502	-	328.1	3048	1
18	5567	-	373.4	2678	1
19	5508	-	574.4	1741	1
20	5556	-	1216.5	822	1
21	5568	-	801.3	1248	1
22	5536	-	488.5	2047	1
23	5551	-	956.0	1046	1
24	5512	-	517.6	1932	1
25	5515	-	1422.5	703	1
26	5496	-	542.0	1845	1
27	5525	-	741.3	1349	1
28	5569	-	881.8	1134	1
29	5566	-	427.4	2340	1
30	5527	-	628.9	1590	1
Detection Percentage (%)					96.667
Limit					60%
<b>Test Result</b>					<b>Complied</b>



**Type 2 Radar Statistical Performance**

Trial #	Test Freq. (MHz)	Pulse Width (us)	PRI (us)	Pulses / Burst	1=Detection 0=No Detection
1	5535	2.6	221	23	1
2	5544	4.6	198	27	1
3	5549	1.1	184	29	1
4	5555	4.8	203	24	1
5	5557	2.4	162	25	1
6	5497	3.4	204	28	1
7	5506	2.3	170	27	1
8	5522	3.5	184	23	1
9	5528	4.9	150	27	1
10	5504	4.6	211	29	1
11	5501	2.9	158	23	0
12	5538	2.6	226	27	1
13	5523	1.6	204	26	1
14	5499	3.9	181	25	1
15	5544	4.6	202	24	1
16	5521	4.1	194	27	1
17	5502	2.3	193	28	0
18	5567	3.9	173	29	1
19	5508	4.3	188	23	1
20	5556	1.5	215	26	1
21	5568	4.9	227	27	1
22	5536	1.1	199	23	1
23	5551	4.5	155	29	1
24	5512	4.0	190	27	1
25	5515	2.4	151	23	1
26	5496	2.5	180	28	1
27	5525	2.5	228	23	1
28	5569	2.5	203	25	1
29	5566	1.5	188	25	1
30	5527	1.9	217	24	1
Detection Percentage (%)					93.333
Limit					60%
<b>Test Result</b>					<b>Complied</b>



**Type 3 Radar Statistical Performance**

Trial #	Test Freq. (MHz)	Pulse Width (us)	PRI (us)	Pulses / Burst	1=Detection 0=No Detection
1	5535	8.0	205	16	1
2	5544	6.7	382	18	1
3	5549	8.6	418	16	1
4	5555	9.4	351	17	1
5	5557	7.4	383	18	0
6	5497	9.8	232	16	1
7	5506	9.1	377	17	1
8	5522	9.6	457	16	1
9	5528	8.0	471	18	1
10	5504	9.0	304	18	1
11	5501	8.0	316	17	1
12	5538	9.8	325	16	1
13	5523	8.0	409	17	0
14	5499	9.9	200	17	1
15	5544	8.8	458	16	1
16	5521	8.0	232	18	1
17	5502	8.3	250	16	1
18	5567	8.7	270	16	0
19	5508	7.7	350	17	1
20	5556	7.1	230	16	1
21	5568	7.3	416	18	1
22	5536	7.6	498	18	1
23	5551	7.3	286	17	1
24	5512	7.3	287	16	1
25	5515	7.5	462	17	1
26	5496	6.2	300	17	1
27	5525	6.4	323	18	1
28	5569	7.1	420	16	1
29	5566	7.2	395	18	1
30	5527	8.4	377	16	1
Detection Percentage (%)					90.000
Limit					60%
<b>Test Result</b>					<b>Complied</b>



**Type 4 Radar Statistical Performance**

Trial #	Test Freq. (MHz)	Pulse Width (us)	PRI (us)	Pulses / Burst	1=Detection 0=No Detection
1	5535	18.0	242	15	1
2	5544	19.9	279	12	1
3	5549	12.9	487	14	1
4	5555	15.0	452	13	1
5	5557	16.3	230	12	0
6	5497	19.8	238	13	1
7	5506	18.2	420	16	1
8	5522	16.3	452	15	1
9	5528	14.2	495	12	1
10	5504	17.8	228	16	1
11	5501	19.1	211	16	1
12	5538	18.4	283	15	1
13	5523	11.8	411	12	1
14	5499	14.2	284	13	1
15	5544	13.9	202	12	1
16	5521	17.8	340	14	1
17	5502	15.6	290	16	1
18	5567	14.6	250	16	1
19	5508	14.4	484	15	1
20	5556	18.9	387	13	0
21	5568	11.1	348	15	1
22	5536	13.8	291	16	1
23	5551	14.3	295	12	1
24	5512	12.5	300	12	1
25	5515	12.5	322	14	1
26	5496	12.5	383	13	1
27	5525	15.7	322	16	1
28	5569	19.8	469	13	1
29	5566	18.6	406	15	1
30	5527	15.9	238	14	1
Detection Percentage (%)					93.333
Limit					60%
<b>Test Result</b>					<b>Complied</b>



**Total Type 1~4 Radar Statistical Performance**

<b>Radar Type #</b>	<b>Detection Percentage (%)</b>
1	96.667
2	93.333
3	90.000
4	93.333
Aggregate (Radar Types 1-4)	93.333
Limit	80%
<b>Test Result</b>	<b>Complied</b>



**Type 5 Radar Statistical Performance**

Center Freq. (MHz)	Low Edge (MHz)	High Edge (MHz)	VSG Freq. (MHz)	Detection
Trial	Chirp	Offset		
1	5	2	5530	1
2	20	8	5530	0
3	7	2.8	5530	1
4	8	3.2	5530	1
5	9	3.6	5530	1
6	10	4	5530	1
7	11	4.4	5530	1
8	12	4.8	5530	1
9	13	5.2	5530	1
10	14	5.6	5530	1
11	15	6	5497	1
12	16	6.4	5497	1
13	17	6.8	5498	1
14	20	8	5499	1
15	19	7.6	5499	1
16	18	7.2	5498	1
17	17	6.8	5498	1
18	16	6.4	5497	1
19	15	6	5497	1
20	14	5.6	5497	1
21	13	5.2	5564	1
22	12	4.8	5564	1
23	11	4.4	5565	1
24	10	4	5565	1
25	9	3.6	5565	1
26	8	3.2	5566	1
27	18	7.2	5562	1
28	19	7.6	5561	1
29	20	8	5561	1
30	5	2	5567	1
Total				29
Detection Percentage (%)				97%
Limit				80%
<b>Test Result</b>				<b>Complied</b>



<b>Trial Number</b>			1			
<b>Number of Bursts in Trial</b>			8			
<b>Chirp Center Frequency</b>			5530			
Burst	No. of Pulses	Pulse Width (us)	Chirp Width (MHz)	Pulse 1-to-2 Spacing (us)	Pulse 2-to-3 Spacing (us)	Starting Location Within Interval (ms)
1	1	62.1	5	-	-	1091
2	2	56	5	1729	-	133
3	2	91.3	5	1230	-	1057
4	3	50.7	5	1762	1616	1442
5	2	92.6	5	1723	-	544
6	2	87.3	5	1302	-	1089
7	2	59.5	5	1291	-	1374
8	2	52.2	5	1653	-	1237
Detection Check (1=Detection; 0=No Detection)						1

<b>Trial Number</b>			2			
<b>Number of Bursts in Trial</b>			9			
<b>Chirp Center Frequency</b>			5530			
Burst	No. of Pulses	Pulse Width (us)	Chirp Width (MHz)	Pulse 1-to-2 Spacing (us)	Pulse 2-to-3 Spacing (us)	Starting Location Within Interval (ms)
1	3	90	20	1007	1326	30
2	2	73.7	20	1785	-	979
3	1	78.1	20	-	-	683
4	2	92.4	20	1281	-	950
5	1	61.2	20	-	-	612
6	3	67.2	20	1525	1870	17
7	1	78.5	20	-	-	429
8	2	60.3	20	1931	-	936
9	3	92.9	20	1403	1476	548
Detection Check (1=Detection; 0=No Detection)						0



<b>Trial Number</b>			3			
<b>Number of Bursts in Trial</b>			10			
<b>Chirp Center Frequency</b>			5530			
Burst	No. of Pulses	Pulse Width (us)	Chirp Width (MHz)	Pulse 1-to-2 Spacing (us)	Pulse 2-to-3 Spacing (us)	Starting Location Within Interval (ms)
1	3	63.4	7	1574	1607	801
2	1	98	7	-	-	966
3	1	58.7	7	-	-	185
4	1	88	7	-	-	1012
5	3	79.5	7	1562	1370	943
6	3	57.1	7	1900	1188	686
7	2	64.4	7	1090	-	599
8	1	78.7	7	-	-	1089
9	1	69.3	7	-	-	188
10	3	55.3	7	1375	1691	933
Detection Check (1=Detection; 0=No Detection)						1

<b>Trial Number</b>			4			
<b>Number of Bursts in Trial</b>			11			
<b>Chirp Center Frequency</b>			5530			
Burst	No. of Pulses	Pulse Width (us)	Chirp Width (MHz)	Pulse 1-to-2 Spacing (us)	Pulse 2-to-3 Spacing (us)	Starting Location Within Interval (ms)
1	2	74.3	8	1642	-	24
2	1	83.1	8	-	-	985
3	2	59.5	8	1680	-	988
4	2	59.8	8	1786	-	800
5	2	77.6	8	1617	-	339
6	2	79.9	8	1553	-	1040
7	1	56	8	-	-	544
8	3	71.4	8	1406	1927	452
9	1	97.4	8	-	-	204
10	2	98.3	8	1037	-	926
11	1	63.6	8	-	-	1052
Detection Check (1=Detection; 0=No Detection)						1





Trial Number			5			
Number of Bursts in Trial			12			
Chirp Center Frequency			5530			
Burst	No. of Pulses	Pulse Width (us)	Chirp Width (MHz)	Pulse 1-to-2 Spacing (us)	Pulse 2-to-3 Spacing (us)	Starting Location Within Interval (ms)
1	1	50	9	-	-	557
2	2	62.5	9	1731	-	567
3	2	55.4	9	1070	-	460
4	1	65.7	9	-	-	4
5	2	58	9	1512	-	64
6	2	60.9	9	1230	-	650
7	3	89.6	9	1598	1738	235
8	3	84.4	9	1271	1617	873
9	3	72.3	9	1498	1321	901
10	1	58.9	9	-	-	663
11	2	74.8	9	1584	-	919
12	1	71.8	9	-	-	375
Detection Check (1=Detection; 0=No Detection)						1

Trial Number			6			
Number of Bursts in Trial			13			
Chirp Center Frequency			5530			
Burst	No. of Pulses	Pulse Width (us)	Chirp Width (MHz)	Pulse 1-to-2 Spacing (us)	Pulse 2-to-3 Spacing (us)	Starting Location Within Interval (ms)
1	2	88.1	10	1257	-	846
2	1	58.7	10	-	-	725
3	2	97.1	10	1037	-	30
4	3	83.1	10	1029	1106	490
5	1	62.1	10	-	-	262
6	2	71.4	10	1058	-	283
7	2	86.3	10	1867	-	49
8	3	77.3	10	1418	1876	634
9	1	78.9	10	-	-	304
10	3	79.2	10	1055	1572	564
11	3	52	10	1582	1836	852
12	3	56.5	10	1195	1542	525
13	3	100	10	1638	1729	750
Detection Check (1=Detection; 0=No Detection)						1



<b>Trial Number</b>			7			
<b>Number of Bursts in Trial</b>			14			
<b>Chirp Center Frequency</b>			5530			
Burst	No. of Pulses	Pulse Width (us)	Chirp Width (MHz)	Pulse 1-to-2 Spacing (us)	Pulse 2-to-3 Spacing (us)	Starting Location Within Interval (ms)
1	2	92.7	11	1208	-	231
2	2	81.3	11	1144	-	804
3	2	60.4	11	1555	-	34
4	2	62.1	11	1320	-	427
5	1	50	11	-	-	577
6	3	65.9	11	1020	1365	3
7	2	73.8	11	1308	-	51
8	2	74.3	11	1143	-	360
9	1	62.9	11	-	-	394
10	2	74.8	11	1404	-	317
11	2	69.7	11	1309	-	532
12	2	69.8	11	1688	-	339
13	2	77.4	11	1857	-	381
14	1	55.1	11	-	-	426
Detection Check (1=Detection; 0=No Detection)						1

<b>Trial Number</b>			8			
<b>Number of Bursts in Trial</b>			15			
<b>Chirp Center Frequency</b>			5530			
Burst	No. of Pulses	Pulse Width (us)	Chirp Width (MHz)	Pulse 1-to-2 Spacing (us)	Pulse 2-to-3 Spacing (us)	Starting Location Within Interval (ms)
1	1	91.7	12	-	-	776
2	2	90	12	1196	-	187
3	3	92.3	12	1486	1853	448
4	2	66.8	12	1545	-	702
5	1	64	12	-	-	403
6	3	95.4	12	1123	1473	230
7	3	66.8	12	1867	1401	604
8	3	67.7	12	1472	1397	38
9	1	68.2	12	-	-	735
10	2	82.2	12	1297	-	610
11	1	92.1	12	-	-	618
12	2	57	12	1764	-	705
13	2	58.5	12	1310	-	22
14	3	85.5	12	1630	1447	641
15	2	82.2	12	1371	-	109
Detection Check (1=Detection; 0=No Detection)						1



<b>Trial Number</b>			9			
<b>Number of Bursts in Trial</b>			16			
<b>Chirp Center Frequency</b>			5530			
<b>Burst</b>	<b>No. of Pulses</b>	<b>Pulse Width (us)</b>	<b>Chirp Width (MHz)</b>	<b>Pulse 1-to-2 Spacing (us)</b>	<b>Pulse 2-to-3 Spacing (us)</b>	<b>Starting Location Within Interval (ms)</b>
1	2	74.4	13	1707	-	442
2	2	63.6	13	1725	-	280
3	2	71.3	13	1704	-	459
4	3	77.6	13	1063	1405	197
5	3	65.2	13	1731	1294	101
6	3	55.1	13	1109	1549	17
7	2	96.8	13	1034	-	131
8	3	80.8	13	1533	1051	365
9	1	60.4	13	-	-	222
10	2	61.8	13	1312	-	371
11	2	71.3	13	1657	-	33
12	2	98.1	13	1024	-	291
13	1	57.9	13	-	-	188
14	1	91.8	13	-	-	163
15	2	56.7	13	1259	-	426
16	2	89.7	13	1690	-	606
<b>Detection Check (1=Detection; 0=No Detection)</b>						1



Trial Number			10			
Number of Bursts in Trial			17			
Chirp Center Frequency			5530			
Burst	No. of Pulses	Pulse Width (us)	Chirp Width (MHz)	Pulse 1-to-2 Spacing (us)	Pulse 2-to-3 Spacing (us)	Starting Location Within Interval (ms)
1	2	74.4	14	1107	-	462
2	1	87.6	14	-	-	653
3	2	61.7	14	1741	-	457
4	2	57.5	14	1566	-	388
5	2	66.1	14	1855	-	63
6	3	70.1	14	1044	1012	136
7	1	66.4	14	-	-	343
8	1	59.2	14	-	-	349
9	2	88.3	14	1240	-	362
10	1	64.7	14	-	-	221
11	2	73	14	1703	-	144
12	2	81.7	14	1450	-	671
13	3	70.1	14	1741	1278	320
14	1	63.6	14	-	-	196
15	1	58.7	14	-	-	413
16	2	65.9	14	1478	-	170
17	1	72.7	14	-	-	564
Detection Check (1=Detection; 0=No Detection)						1



<b>Trial Number</b>			11			
<b>Number of Bursts in Trial</b>			18			
<b>Chirp Center Frequency</b>			5497			
<b>Burst</b>	<b>No. of Pulses</b>	<b>Pulse Width (us)</b>	<b>Chirp Width (MHz)</b>	<b>Pulse 1-to-2 Spacing (us)</b>	<b>Pulse 2-to-3 Spacing (us)</b>	<b>Starting Location Within Interval (ms)</b>
1	2	72.1	15	1193	-	130
2	3	76.3	15	1484	1390	114
3	1	86.1	15	-	-	14
4	1	73.2	15	-	-	604
5	1	81.2	15	-	-	548
6	2	99.5	15	1398	-	173
7	1	93.9	15	-	-	262
8	2	75.9	15	1921	-	38
9	3	79.2	15	1100	1429	84
10	3	77	15	1166	1799	610
11	1	91.8	15	-	-	339
12	3	56.8	15	1330	1556	580
13	2	83.1	15	1556	-	295
14	2	63	15	1552	-	156
15	1	65.7	15	-	-	439
16	1	64.5	15	-	-	188
17	1	88.5	15	-	-	419
18	1	60.6	15	-	-	205
<b>Detection Check (1=Detection; 0=No Detection)</b>						1



<b>Trial Number</b>			12			
<b>Number of Bursts in Trial</b>			19			
<b>Chirp Center Frequency</b>			5497			
<b>Burst</b>	<b>No. of Pulses</b>	<b>Pulse Width (us)</b>	<b>Chirp Width (MHz)</b>	<b>Pulse 1-to-2 Spacing (us)</b>	<b>Pulse 2-to-3 Spacing (us)</b>	<b>Starting Location Within Interval (ms)</b>
1	2	90.5	16	1299	-	381
2	2	88.4	16	1418	-	327
3	2	53.7	16	1055	-	536
4	1	80.5	16	-	-	285
5	1	50.4	16	-	-	398
6	2	61.2	16	1749	-	439
7	2	78.8	16	1065	-	129
8	3	75	16	1748	1820	325
9	2	96.7	16	1254	-	440
10	3	76.3	16	1848	1106	397
11	1	73.3	16	-	-	232
12	2	92.4	16	1317	-	91
13	2	92.4	16	1854	-	256
14	3	64.4	16	1240	1634	582
15	2	67.3	16	1473	-	117
16	2	84.1	16	1795	-	202
17	1	80.9	16	-	-	135
18	1	74.6	16	-	-	396
19	2	97.6	16	1805	-	615
<b>Detection Check (1=Detection; 0=No Detection)</b>						1



<b>Trial Number</b>			13			
<b>Number of Bursts in Trial</b>			20			
<b>Chirp Center Frequency</b>			5498			
Burst	No. of Pulses	Pulse Width (us)	Chirp Width (MHz)	Pulse 1-to-2 Spacing (us)	Pulse 2-to-3 Spacing (us)	Starting Location Within Interval (ms)
1	2	66.1	17	1417	-	388
2	2	86.7	17	1693	-	348
3	2	70.5	17	1263	-	215
4	2	78	17	1446	-	28
5	2	66	17	1185	-	585
6	2	80.6	17	1855	-	65
7	1	95.5	17	-	-	92
8	1	98.8	17	-	-	68
9	3	64.3	17	1641	1108	517
10	1	75.1	17	-	-	121
11	2	72.6	17	1499	-	448
12	1	60.3	17	-	-	567
13	2	54.9	17	1056	-	245
14	2	98.8	17	1023	-	584
15	2	60.9	17	1243	-	579
16	2	62.7	17	1226	-	464
17	1	80.1	17	-	-	89
18	2	70.9	17	1711	-	153
19	1	90.7	17	-	-	282
20	1	98.9	17	-	-	71
Detection Check (1=Detection; 0=No Detection)						1

<b>Trial Number</b>			14			
<b>Number of Bursts in Trial</b>			8			
<b>Chirp Center Frequency</b>			5499			
Burst	No. of Pulses	Pulse Width (us)	Chirp Width (MHz)	Pulse 1-to-2 Spacing (us)	Pulse 2-to-3 Spacing (us)	Starting Location Within Interval (ms)
1	2	67.5	20	1542	-	947
2	3	83.6	20	1272	1696	124
3	2	93.2	20	1877	-	701
4	1	55.6	20	-	-	1123
5	3	84.2	20	1733	1619	756
6	3	69.1	20	1612	1071	1
7	2	66.9	20	1905	-	7
8	3	86.8	20	1697	1621	1082
Detection Check (1=Detection; 0=No Detection)						1



Trial Number			15			
Number of Bursts in Trial			9			
Chirp Center Frequency			5499			
Burst	No. of Pulses	Pulse Width (us)	Chirp Width (MHz)	Pulse 1-to-2 Spacing (us)	Pulse 2-to-3 Spacing (us)	Starting Location Within Interval (ms)
1	2	62.2	19	1571	-	949
2	2	85	19	1669	-	189
3	2	64.5	19	1505	-	176
4	2	50.4	19	1325	-	538
5	2	66.1	19	1483	-	908
6	2	71.2	19	1110	-	1017
7	3	53.7	19	1445	1677	492
8	3	62.5	19	1596	1341	349
9	3	62	19	1929	1221	1105
Detection Check (1=Detection; 0=No Detection)						1

Trial Number			16			
Number of Bursts in Trial			10			
Chirp Center Frequency			5498			
Burst	No. of Pulses	Pulse Width (us)	Chirp Width (MHz)	Pulse 1-to-2 Spacing (us)	Pulse 2-to-3 Spacing (us)	Starting Location Within Interval (ms)
1	2	80.5	18	1910	-	284
2	2	64.2	18	1661	-	751
3	2	90.1	18	1041	-	491
4	2	69.8	18	1495	-	107
5	1	73.1	18	-	-	490
6	3	77.2	18	1418	1145	1155
7	3	52.6	18	1732	1787	772
8	2	71.4	18	1562	-	121
9	2	89.8	18	1491	-	89
10	2	76.4	18	1355	-	615
Detection Check (1=Detection; 0=No Detection)						1





Trial Number			17			
Number of Bursts in Trial			11			
Chirp Center Frequency			5498			
Burst	No. of Pulses	Pulse Width (us)	Chirp Width (MHz)	Pulse 1-to-2 Spacing (us)	Pulse 2-to-3 Spacing (us)	Starting Location Within Interval (ms)
1	2	51.2	17	1236	-	740
2	1	71.7	17	-	-	941
3	2	74.7	17	1164	-	370
4	2	50.9	17	1919	-	371
5	2	65.2	17	1206	-	1033
6	2	98	17	1182	-	346
7	2	58.7	17	1612	-	639
8	1	63.8	17	-	-	1056
9	3	86.3	17	1545	1065	205
10	1	94.4	17	-	-	753
11	3	88.5	17	1699	1319	58
Detection Check (1=Detection; 0=No Detection)						1

Trial Number			18			
Number of Bursts in Trial			12			
Chirp Center Frequency			5497			
Burst	No. of Pulses	Pulse Width (us)	Chirp Width (MHz)	Pulse 1-to-2 Spacing (us)	Pulse 2-to-3 Spacing (us)	Starting Location Within Interval (ms)
1	2	88.7	16	1405	-	448
2	3	90.2	16	1544	1235	621
3	1	96.5	16	-	-	512
4	2	80.5	16	1090	-	321
5	2	63.7	16	1268	-	798
6	1	53.4	16	-	-	809
7	2	52.3	16	1043	-	301
8	3	54.7	16	1701	1104	796
9	3	75.6	16	1923	1729	669
10	2	59.2	16	1244	-	369
11	1	56.3	16	-	-	51
12	2	87.8	16	1608	-	733
Detection Check (1=Detection; 0=No Detection)						1



<b>Trial Number</b>			19			
<b>Number of Bursts in Trial</b>			13			
<b>Chirp Center Frequency</b>			5497			
Burst	No. of Pulses	Pulse Width (us)	Chirp Width (MHz)	Pulse 1-to-2 Spacing (us)	Pulse 2-to-3 Spacing (us)	Starting Location Within Interval (ms)
1	2	68.2	15	1104	-	229
2	2	58.4	15	1627	-	488
3	3	74.7	15	1861	1015	137
4	2	58.2	15	1593	-	520
5	1	51.6	15	-	-	799
6	2	94.7	15	1469	-	43
7	2	70.7	15	1091	-	126
8	2	82.9	15	1472	-	607
9	3	62.7	15	1168	1453	527
10	2	63.1	15	1529	-	143
11	1	96.1	15	-	-	176
12	2	57	15	1457	-	882
13	3	95.6	15	1707	1501	214
Detection Check (1=Detection; 0=No Detection)						1

<b>Trial Number</b>			20			
<b>Number of Bursts in Trial</b>			14			
<b>Chirp Center Frequency</b>			5497			
Burst	No. of Pulses	Pulse Width (us)	Chirp Width (MHz)	Pulse 1-to-2 Spacing (us)	Pulse 2-to-3 Spacing (us)	Starting Location Within Interval (ms)
1	1	95.7	14	-	-	117
2	1	93.1	14	-	-	720
3	1	55.8	14	-	-	297
4	1	76.7	14	-	-	284
5	2	68	14	1686	-	472
6	3	94.1	14	1796	1393	264
7	2	53.9	14	1293	-	525
8	1	99.3	14	-	-	155
9	2	73.3	14	1458	-	65
10	2	93.3	14	1196	-	451
11	3	55.8	14	1895	1034	243
12	1	66.4	14	-	-	228
13	2	65.6	14	1732	-	746
14	2	76.5	14	1187	-	522
Detection Check (1=Detection; 0=No Detection)						1



<b>Trial Number</b>			21			
<b>Number of Bursts in Trial</b>			15			
<b>Chirp Center Frequency</b>			5564			
Burst	No. of Pulses	Pulse Width (us)	Chirp Width (MHz)	Pulse 1-to-2 Spacing (us)	Pulse 2-to-3 Spacing (us)	Starting Location Within Interval (ms)
1	1	85.1	13	-	-	565
2	2	72.5	13	1648	-	211
3	1	67.5	13	-	-	348
4	2	56.1	13	1360	-	156
5	1	71.1	13	-	-	718
6	2	93.1	13	1391	-	400
7	1	56.5	13	-	-	482
8	1	63.8	13	-	-	703
9	2	67.4	13	1727	-	780
10	1	52.3	13	-	-	102
11	3	62.4	13	1228	1715	304
12	2	53.3	13	1630	-	57
13	2	83.1	13	1205	-	768
14	2	93.7	13	1085	-	461
15	2	90.7	13	1297	-	746
Detection Check (1=Detection; 0=No Detection)						1

<b>Trial Number</b>			22			
<b>Number of Bursts in Trial</b>			16			
<b>Chirp Center Frequency</b>			5564			
Burst	No. of Pulses	Pulse Width (us)	Chirp Width (MHz)	Pulse 1-to-2 Spacing (us)	Pulse 2-to-3 Spacing (us)	Starting Location Within Interval (ms)
1	2	98.8	12	1439	-	95
2	1	54.5	12	-	-	676
3	2	80.5	12	1360	-	8
4	2	55.9	12	1906	-	373
5	2	72.1	12	1623	-	254
6	2	84.4	12	1604	-	480
7	1	78.5	12	-	-	663
8	1	88	12	-	-	314
9	2	74.7	12	1157	-	596
10	2	97.1	12	1673	-	264
11	1	81.6	12	-	-	740
12	1	83.6	12	-	-	163
13	3	87.6	12	1757	1322	628
14	2	58.5	12	1372	-	132
15	3	91.8	12	1767	1183	106
16	2	58.8	12	1432	-	659
Detection Check (1=Detection; 0=No Detection)						1



<b>Trial Number</b>			23			
<b>Number of Bursts in Trial</b>			17			
<b>Chirp Center Frequency</b>			5565			
<b>Burst</b>	<b>No. of Pulses</b>	<b>Pulse Width (us)</b>	<b>Chirp Width (MHz)</b>	<b>Pulse 1-to-2 Spacing (us)</b>	<b>Pulse 2-to-3 Spacing (us)</b>	<b>Starting Location Within Interval (ms)</b>
1	1	96	11	-	-	284
2	2	92.5	11	1241	-	488
3	2	89.5	11	1347	-	76
4	2	74.8	11	1607	-	688
5	2	60.6	11	1523	-	28
6	2	71.5	11	1659	-	383
7	2	71.1	11	1454	-	182
8	1	98.7	11	-	-	20
9	2	85.1	11	1770	-	576
10	2	89.2	11	1086	-	410
11	2	60.7	11	1101	-	458
12	2	75.2	11	1719	-	348
13	2	75.7	11	1799	-	481
14	3	56.7	11	1132	1884	587
15	2	65	11	1885	-	480
16	2	64.6	11	1910	-	195
17	3	69.9	11	1410	1190	396
<b>Detection Check (1=Detection; 0=No Detection)</b>						1



<b>Trial Number</b>			24			
<b>Number of Bursts in Trial</b>			18			
<b>Chirp Center Frequency</b>			5565			
<b>Burst</b>	<b>No. of Pulses</b>	<b>Pulse Width (us)</b>	<b>Chirp Width (MHz)</b>	<b>Pulse 1-to-2 Spacing (us)</b>	<b>Pulse 2-to-3 Spacing (us)</b>	<b>Starting Location Within Interval (ms)</b>
1	3	83.8	10	1290	1021	536
2	2	66.9	10	1112	-	44
3	3	91	10	1220	1504	611
4	2	86.1	10	1678	-	456
5	3	65.5	10	1928	1222	330
6	1	62.6	10	-	-	297
7	3	68.7	10	1505	1200	351
8	3	59.2	10	1452	1114	230
9	1	73.9	10	-	-	222
10	1	77.2	10	-	-	57
11	2	96.4	10	1357	-	399
12	2	99.9	10	1173	-	299
13	2	99.9	10	1520	-	464
14	1	86.7	10	-	-	294
15	1	92.6	10	-	-	653
16	1	77.1	10	-	-	550
17	2	81.1	10	1664	-	566
18	3	68.4	10	1536	1309	580
<b>Detection Check (1=Detection; 0=No Detection)</b>						1



<b>Trial Number</b>			25			
<b>Number of Bursts in Trial</b>			19			
<b>Chirp Center Frequency</b>			5565			
<b>Burst</b>	<b>No. of Pulses</b>	<b>Pulse Width (us)</b>	<b>Chirp Width (MHz)</b>	<b>Pulse 1-to-2 Spacing (us)</b>	<b>Pulse 2-to-3 Spacing (us)</b>	<b>Starting Location Within Interval (ms)</b>
1	3	68.2	9	1723	1868	471
2	3	83.7	9	1711	1405	368
3	2	69.7	9	1781	-	425
4	1	59.7	9	-	-	440
5	2	96.7	9	1484	-	123
6	2	95.8	9	1319	-	261
7	3	71.3	9	1095	1354	332
8	3	53.2	9	1527	1427	427
9	2	69.5	9	1771	-	397
10	3	63.9	9	1075	1447	67
11	2	93.4	9	1783	-	174
12	2	77.3	9	1564	-	17
13	2	73.1	9	1294	-	216
14	1	77.4	9	-	-	292
15	3	57.2	9	1722	1886	619
16	2	68.7	9	1629	-	233
17	1	60.8	9	-	-	226
18	3	69.7	9	1128	1224	599
19	1	62.2	9	-	-	433
<b>Detection Check (1=Detection; 0=No Detection)</b>						1



<b>Trial Number</b>			26			
<b>Number of Bursts in Trial</b>			20			
<b>Chirp Center Frequency</b>			5566			
Burst	No. of Pulses	Pulse Width (us)	Chirp Width (MHz)	Pulse 1-to-2 Spacing (us)	Pulse 2-to-3 Spacing (us)	Starting Location Within Interval (ms)
1	1	80.5	8	-	-	90
2	3	62.6	8	1406	1343	319
3	3	85.6	8	1190	1529	384
4	2	83.9	8	1208	-	567
5	2	92.4	8	1488	-	234
6	2	54	8	1529	-	535
7	3	81.3	8	1501	1812	325
8	1	98.5	8	-	-	532
9	1	85.8	8	-	-	272
10	2	84.7	8	1593	-	182
11	2	83.3	8	1705	-	134
12	2	79.8	8	1567	-	286
13	1	77.9	8	-	-	368
14	3	98.4	8	1510	1569	290
15	2	79.9	8	1588	-	231
16	3	78	8	1140	1353	353
17	3	55.2	8	1700	1327	53
18	3	71.9	8	1081	1224	44
19	1	62	8	-	-	298
20	3	70.5	8	1888	1442	529
Detection Check (1=Detection; 0=No Detection)						1

<b>Trial Number</b>			27			
<b>Number of Bursts in Trial</b>			8			
<b>Chirp Center Frequency</b>			5562			
Burst	No. of Pulses	Pulse Width (us)	Chirp Width (MHz)	Pulse 1-to-2 Spacing (us)	Pulse 2-to-3 Spacing (us)	Starting Location Within Interval (ms)
1	2	69.1	18	1076	-	1436
2	2	62.1	18	1688	-	22
3	2	94.8	18	1891	-	897
4	1	75.8	18	-	-	1186
5	2	65.4	18	1713	-	589
6	2	97.7	18	1292	-	614
7	3	98.1	18	1670	1711	506
8	2	85.4	18	1672	-	776
Detection Check (1=Detection; 0=No Detection)						1



Trial Number			28			
Number of Bursts in Trial			9			
Chirp Center Frequency			5561			
Burst	No. of Pulses	Pulse Width (us)	Chirp Width (MHz)	Pulse 1-to-2 Spacing (us)	Pulse 2-to-3 Spacing (us)	Starting Location Within Interval (ms)
1	3	82	19	1233	1713	679
2	3	87.7	19	1554	1123	473
3	2	98.9	19	1518	-	869
4	1	55	19	-	-	719
5	1	93.6	19	-	-	902
6	2	58.7	19	1641	-	1243
7	2	88.7	19	1387	-	410
8	1	60.3	19	-	-	1154
9	1	97.7	19	-	-	512
Detection Check (1=Detection; 0=No Detection)						1

Trial Number			29			
Number of Bursts in Trial			10			
Chirp Center Frequency			5561			
Burst	No. of Pulses	Pulse Width (us)	Chirp Width (MHz)	Pulse 1-to-2 Spacing (us)	Pulse 2-to-3 Spacing (us)	Starting Location Within Interval (ms)
1	1	69.6	20	-	-	1131
2	1	74.5	20	-	-	290
3	1	60.9	20	-	-	895
4	1	74.6	20	-	-	202
5	2	99.3	20	1501	-	139
6	2	95.3	20	1065	-	854
7	2	91.9	20	1722	-	219
8	2	51	20	1285	-	57
9	2	87.7	20	1747	-	141
10	1	87.2	20	-	-	596
Detection Check (1=Detection; 0=No Detection)						1





Trial Number			30			
Number of Bursts in Trial			11			
Chirp Center Frequency			5567			
Burst	No. of Pulses	Pulse Width (us)	Chirp Width (MHz)	Pulse 1-to-2 Spacing (us)	Pulse 2-to-3 Spacing (us)	Starting Location Within Interval (ms)
1	3	59.9	5	1901	1196	935
2	2	77.1	5	1590	-	1038
3	2	62.7	5	1227	-	690
4	1	77.1	5	-	-	547
5	3	99.8	5	1798	1790	551
6	2	61.5	5	1135	-	876
7	2	77.5	5	1583	-	448
8	2	57.3	5	1890	-	736
9	2	53.5	5	1757	-	362
10	1	66.6	5	-	-	836
11	3	80.7	5	1811	1289	410
Detection Check (1=Detection; 0=No Detection)						1



**Type 6 Radar Statistical Performance**

Trial #	Test Freq. (MHz)	Pulses / Hop	Pulse Width (us)	PRI (us)	1=Detection 0=No Detection
1	5530	9	1	333	1
2	5530	9	1	333	1
3	5530	9	1	333	1
4	5530	9	1	333	1
5	5530	9	1	333	1
6	5530	9	1	333	1
7	5530	9	1	333	1
8	5530	9	1	333	1
9	5530	9	1	333	1
10	5530	9	1	333	1
11	5530	9	1	333	1
12	5530	9	1	333	1
13	5530	9	1	333	1
14	5530	9	1	333	1
15	5530	9	1	333	1
16	5530	9	1	333	1
17	5530	9	1	333	1
18	5530	9	1	333	1
19	5530	9	1	333	1
20	5530	9	1	333	1
21	5530	9	1	333	1
22	5530	9	1	333	1
23	5530	9	1	333	1
24	5530	9	1	333	1
25	5530	9	1	333	1
26	5530	9	1	333	1
27	5530	9	1	333	1
28	5530	9	1	333	1
29	5530	9	1	333	1
30	5530	9	1	333	1
Detection Percentage (%)					100.000
Limit					70%
<b>Test Result</b>					<b>Complied</b>



## 4 Test Equipment and Calibration Data

Instrument	Manufacturer	Model No.	Serial No.	Characteristics	Calibration Date	Calibration Due Date	Remark
Spectrum Analyzer	R&S	FSV40	101026	9kHz~40GHz	Oct. 03, 2019	Oct. 02, 2020	Radiated (DF01-CB)
Vector Signal generator	R&S	SMU200A	105352	25MHz-6GHz	Nov. 22, 2019	Nov. 21, 2020	Radiated (DF01-CB)
Horn Antenna	SCHWARZBECK	BBHA 9120 D	BBHA 9120 D 1370	1GHz~18GHz	Jun. 03, 2019	Jun. 02, 2020	Radiated (DF01-CB)
Horn Antenna	COM-POWER	AH-118	071028	1GHz ~ 18GHz	Jun. 21, 2019	Jun. 20, 2020	Radiated (DF01-CB)
RF Power Divider	MTJ	2 Way	DFS-01-DV-02	1GHz ~ 6GHz	Oct. 07, 2019	Oct. 06, 2020	Radiated (DF01-CB)
RF Power Divider	MTJ	2 Way	DFS-01-DV-03	1GHz ~ 6GHz	Oct. 07, 2019	Oct. 06, 2020	Radiated (DF01-CB)
RF Power Divider	MTJ	4 Way	DFS-01-DV-01	1GHz ~ 6GHz	Oct. 07, 2019	Oct. 06, 2020	Radiated (DF01-CB)
RF Cable-high	Woken	RG402	High Cable-57	1 GHz ~18 GHz	Oct. 07, 2019	Oct. 06, 2020	Radiated (DF01-CB)
RF Cable-high	Woken	RG402	High Cable-58	1 GHz ~18 GHz	Oct. 07, 2019	Oct. 06, 2020	Radiated (DF01-CB)

Note: Calibration Interval of instruments listed above is one year.



## 5 Measurement Uncertainty

Test Items	Uncertainty	Remark
Radiated Emission	3.4 dB	Confidence levels of 95%