


1. Photographs of Conducted Emissions Test Configuration

Group 1

Front view



Side view



Under table view




Group 2


Front view



Side view



Under table view



Group 3


Front view



Side view



Under table view




Group 4


Front view




Side view



Under table view



Scanning Radio**Front view****Side view**

Under table view




2. Photographs of Radiated Emissions Test Configuration


For radiated emissions 30MHz~1GHz

Group 1

Front view




Rear view



Group 2

Front view




Rear view




Group 3

Front view




Rear view




Group 4

Front view




Rear view




Scanning Radio

Front view




Rear view



For radiated emissions above 1GHz
Group 1

Front view




Rear view



Group 2

Front view




Rear view



Group 3

Front view




Rear view



Group 4

Front view




Rear view



Scanning Radio

Front view



Rear view



————THE END————