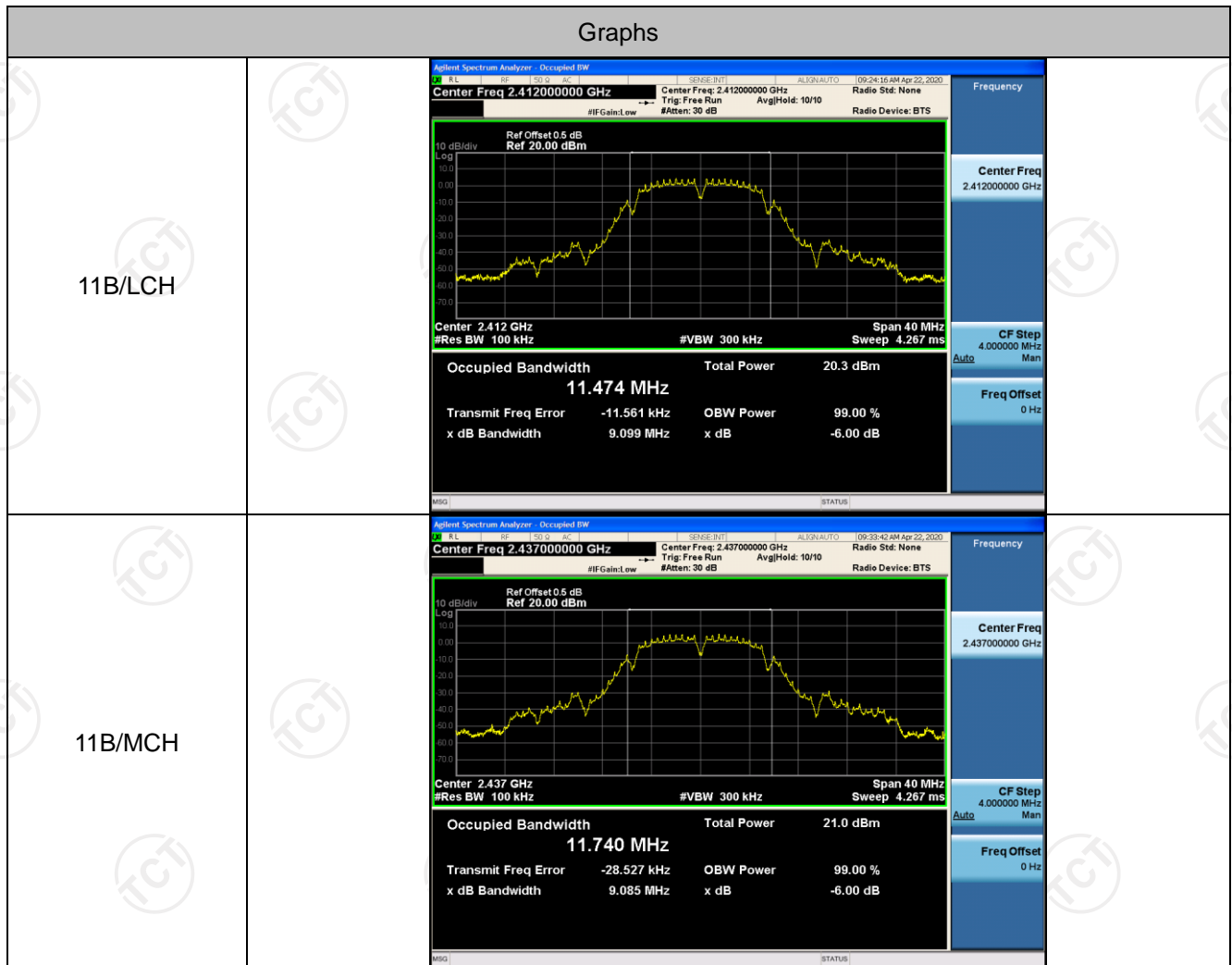


6dB Occupied Bandwidth

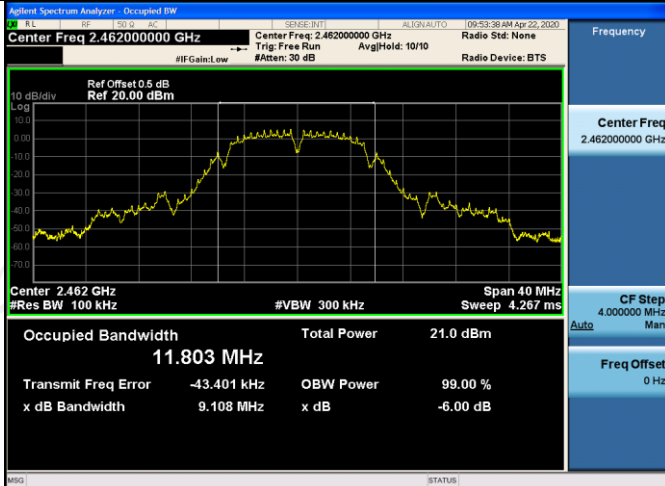
Result Table

Mode	Channel	6dB Bandwidth [MHz]	Verdict
11B	LCH	9.099	PASS
11B	MCH	9.085	PASS
11B	HCH	9.108	PASS
11G	LCH	16.36	PASS
11G	MCH	16.37	PASS
11G	HCH	16.35	PASS
11N20SISO	LCH	17.60	PASS
11N20SISO	MCH	17.59	PASS
11N20SISO	HCH	17.58	PASS
11N40SISO	LCH	35.93	PASS
11N40SISO	MCH	35.70	PASS
11N40SISO	HCH	35.48	PASS

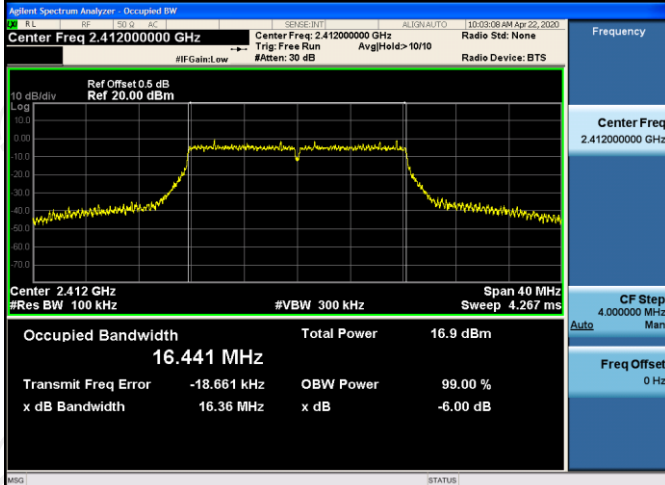
Test Graph



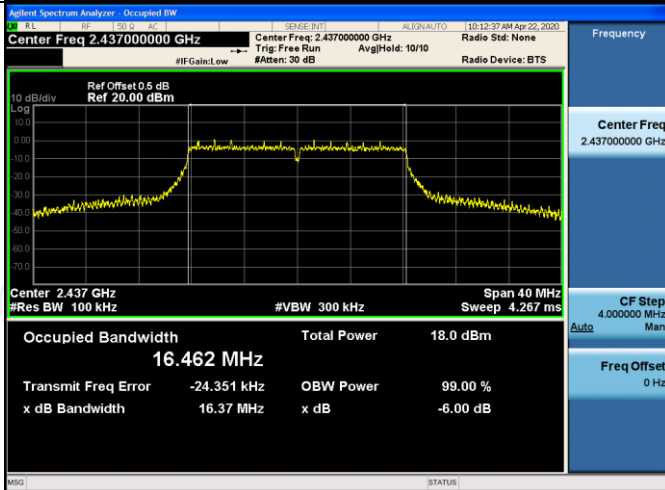
11B/HCH



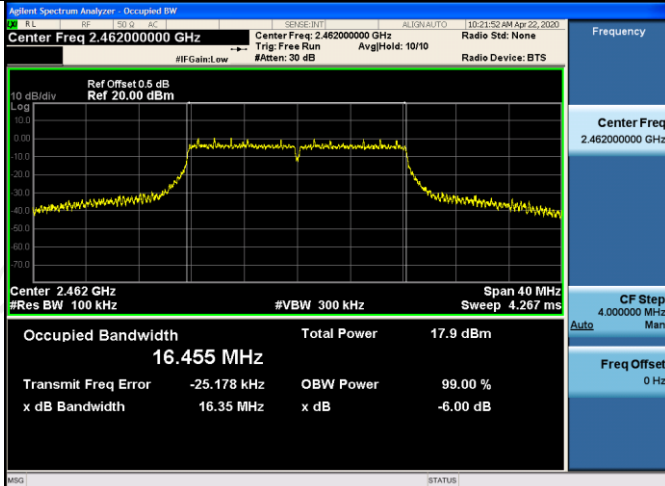
11G/LCH



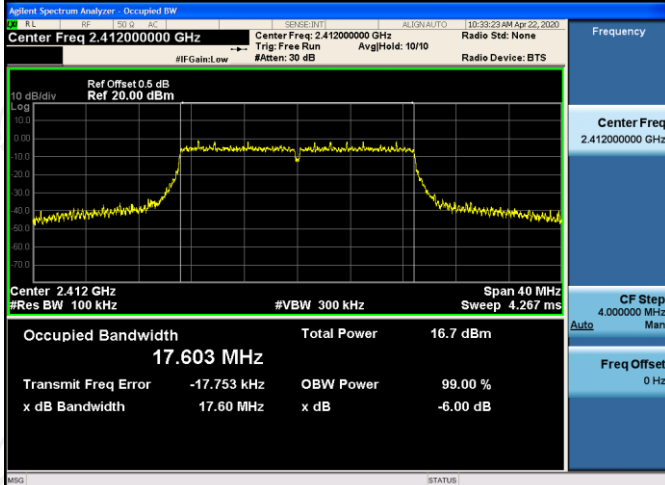
11G/MCH



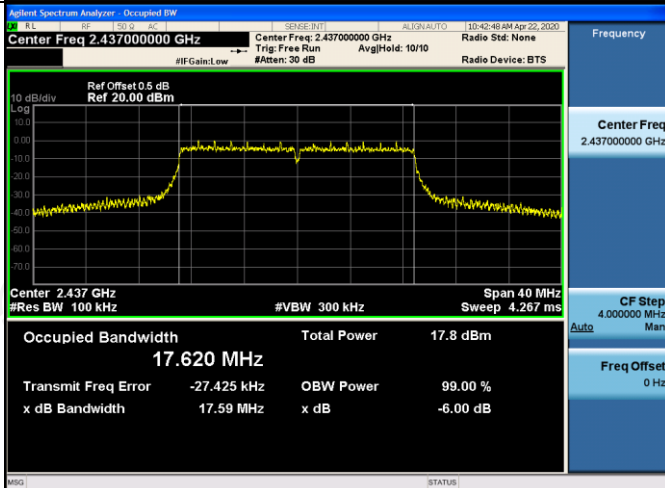
11G/HCH

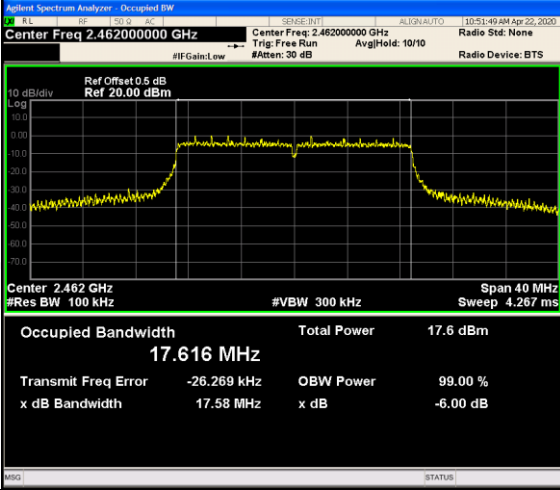
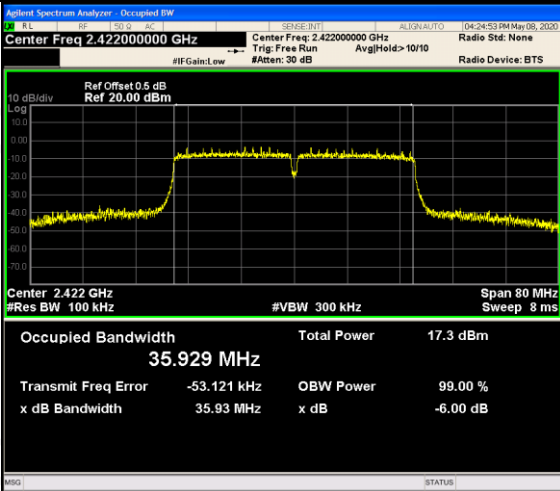
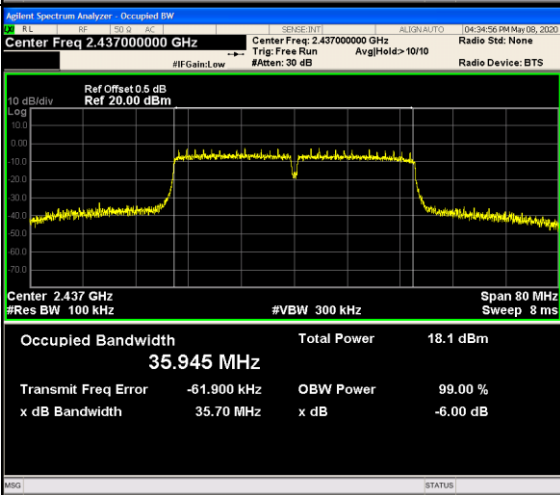


11N20SISO/LCH

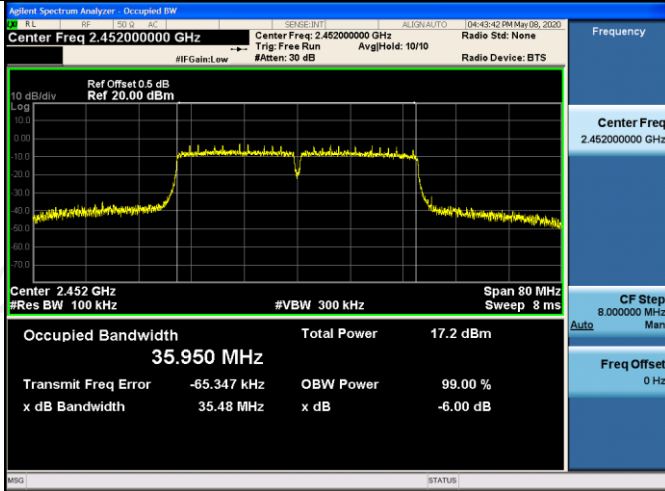


11N20SISO/MCH



<p>11N20SISO/HCH</p>	 <p>Agilent Spectrum Analyzer - Occupied BW</p> <p>Center Freq 2.462000000 GHz</p> <p>Center Freq: 2.462000000 GHz</p> <p>Trig: Free Run Avg/Hold: 10/10</p> <p>#IFGain: Low #Atten: 30 dB</p> <p>Radio Std: None</p> <p>Radio Device: BTS</p> <p>Ref Offset 0.5 dB Ref 20.00 dBm</p> <p>Center 2.462 GHz #Res BW 100 kHz #VBW 300 kHz Span 40 MHz Sweep 4.267 ms</p> <p>Occupied Bandwidth 17.616 MHz Total Power 17.6 dBm</p> <p>Transmit Freq Error -26.269 kHz OBW Power 99.00 %</p> <p>x dB Bandwidth 17.58 MHz x dB -6.00 dB</p> <p>Frequency 2.462000000 GHz</p> <p>CF Step 4.000000 MHz</p> <p>Freq Offset 0 Hz</p>
<p>11N40SISO/LCH</p>	 <p>Agilent Spectrum Analyzer - Occupied BW</p> <p>Center Freq 2.422000000 GHz</p> <p>Center Freq: 2.422000000 GHz</p> <p>Trig: Free Run Avg/Hold: 10/10</p> <p>#IFGain: Low #Atten: 30 dB</p> <p>Radio Std: None</p> <p>Radio Device: BTS</p> <p>Ref Offset 0.5 dB Ref 20.00 dBm</p> <p>Center 2.422 GHz #Res BW 100 kHz #VBW 300 kHz Span 80 MHz Sweep 8 ms</p> <p>Occupied Bandwidth 35.929 MHz Total Power 17.3 dBm</p> <p>Transmit Freq Error -53.121 kHz OBW Power 99.00 %</p> <p>x dB Bandwidth 35.93 MHz x dB -6.00 dB</p> <p>Frequency 2.422000000 GHz</p> <p>CF Step 8.000000 MHz</p> <p>Freq Offset 0 Hz</p>
<p>11N40SISO/MCH</p>	 <p>Agilent Spectrum Analyzer - Occupied BW</p> <p>Center Freq 2.437000000 GHz</p> <p>Center Freq: 2.437000000 GHz</p> <p>Trig: Free Run Avg/Hold: 10/10</p> <p>#IFGain: Low #Atten: 30 dB</p> <p>Radio Std: None</p> <p>Radio Device: BTS</p> <p>Ref Offset 0.5 dB Ref 20.00 dBm</p> <p>Center 2.437 GHz #Res BW 100 kHz #VBW 300 kHz Span 80 MHz Sweep 8 ms</p> <p>Occupied Bandwidth 35.945 MHz Total Power 18.1 dBm</p> <p>Transmit Freq Error -61.900 kHz OBW Power 99.00 %</p> <p>x dB Bandwidth 35.70 MHz x dB -6.00 dB</p> <p>Frequency 2.437000000 GHz</p> <p>CF Step 8.000000 MHz</p> <p>Freq Offset 0 Hz</p>

11N40SISO/HCH

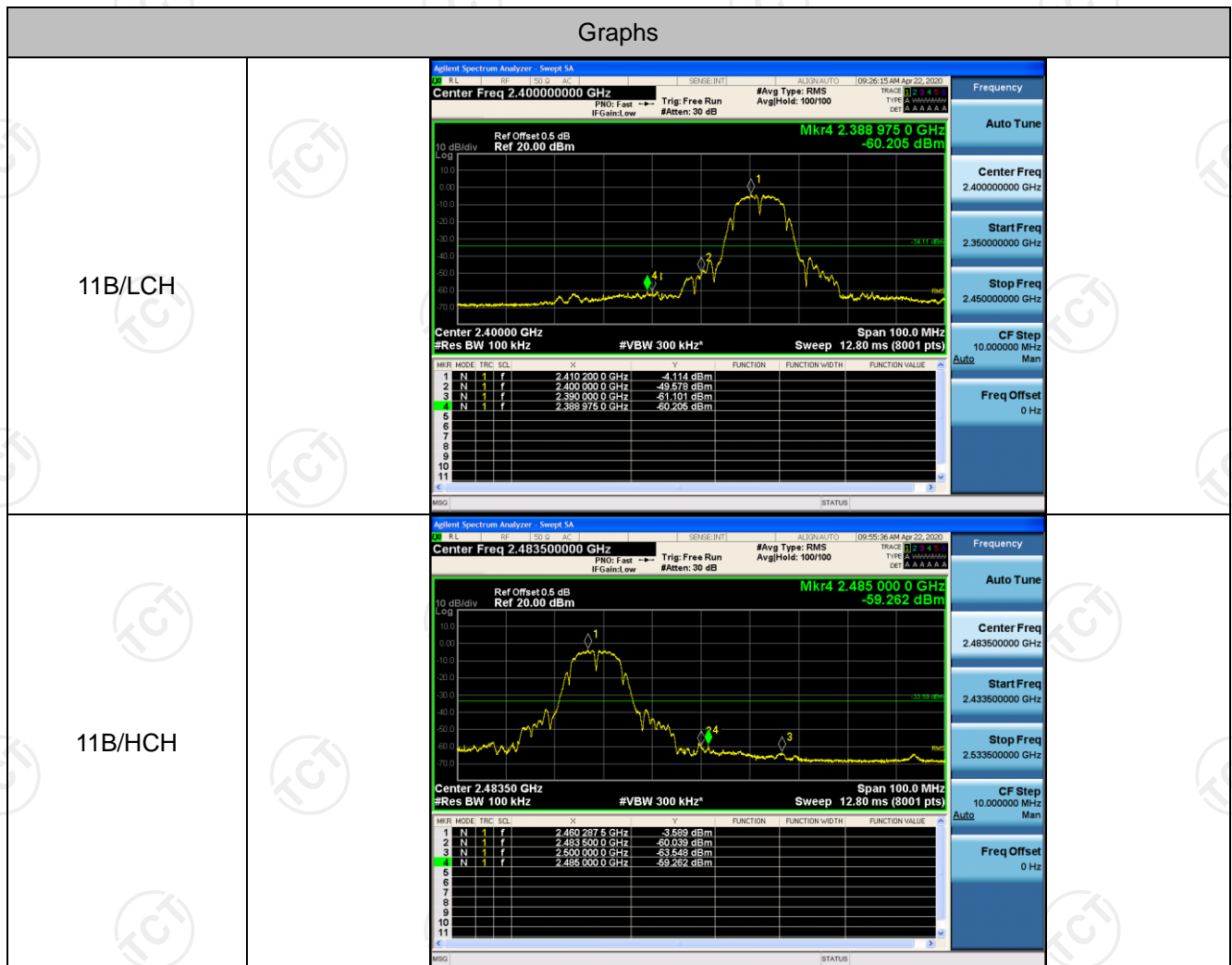


Band-edge for RF Conducted Emissions

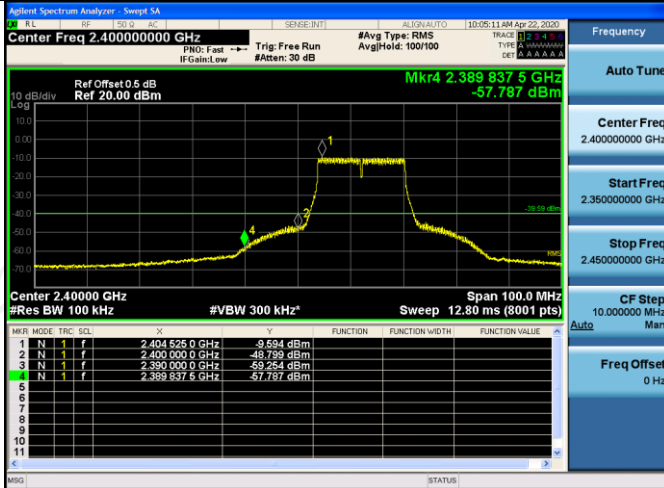
Result Table

Mode	Channel	Carrier Power [dBm]	Max.Spurious Level [dBm]	Limit [dBm]	Verdict
11B	LCH	-4.114	-60.205	-34.11	PASS
11B	HCH	-3.589	-59.262	-33.59	PASS
11G	LCH	-9.594	-57.787	-39.59	PASS
11G	HCH	-8.365	-53.493	-38.37	PASS
11N20SISO	LCH	-9.977	-56.258	-39.98	PASS
11N20SISO	HCH	-8.995	-51.872	-39.00	PASS
11N40SISO	LCH	-11.952	-49.985	-41.95	PASS
11N40SISO	HCH	-12.540	-50.935	-42.54	PASS

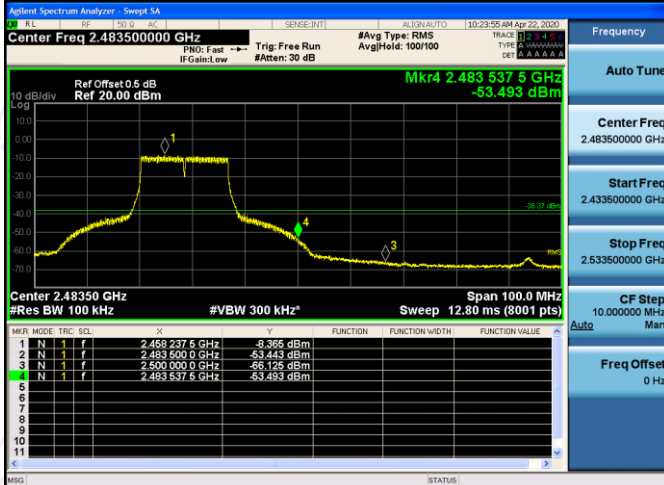
Test Graph



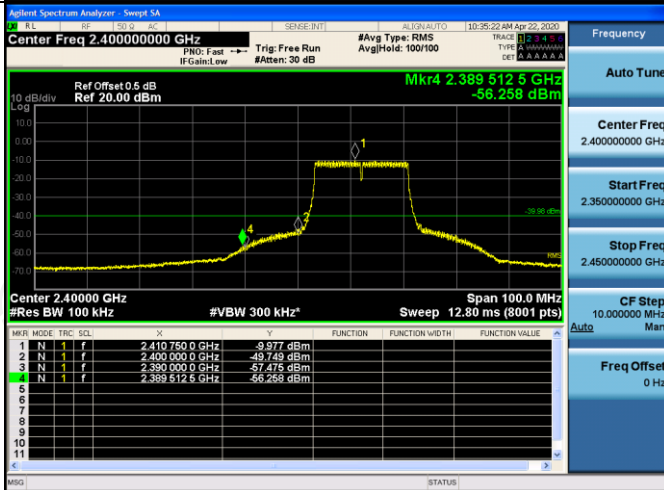
11G/LCH



11G/HCH



11N20SISO/LCH



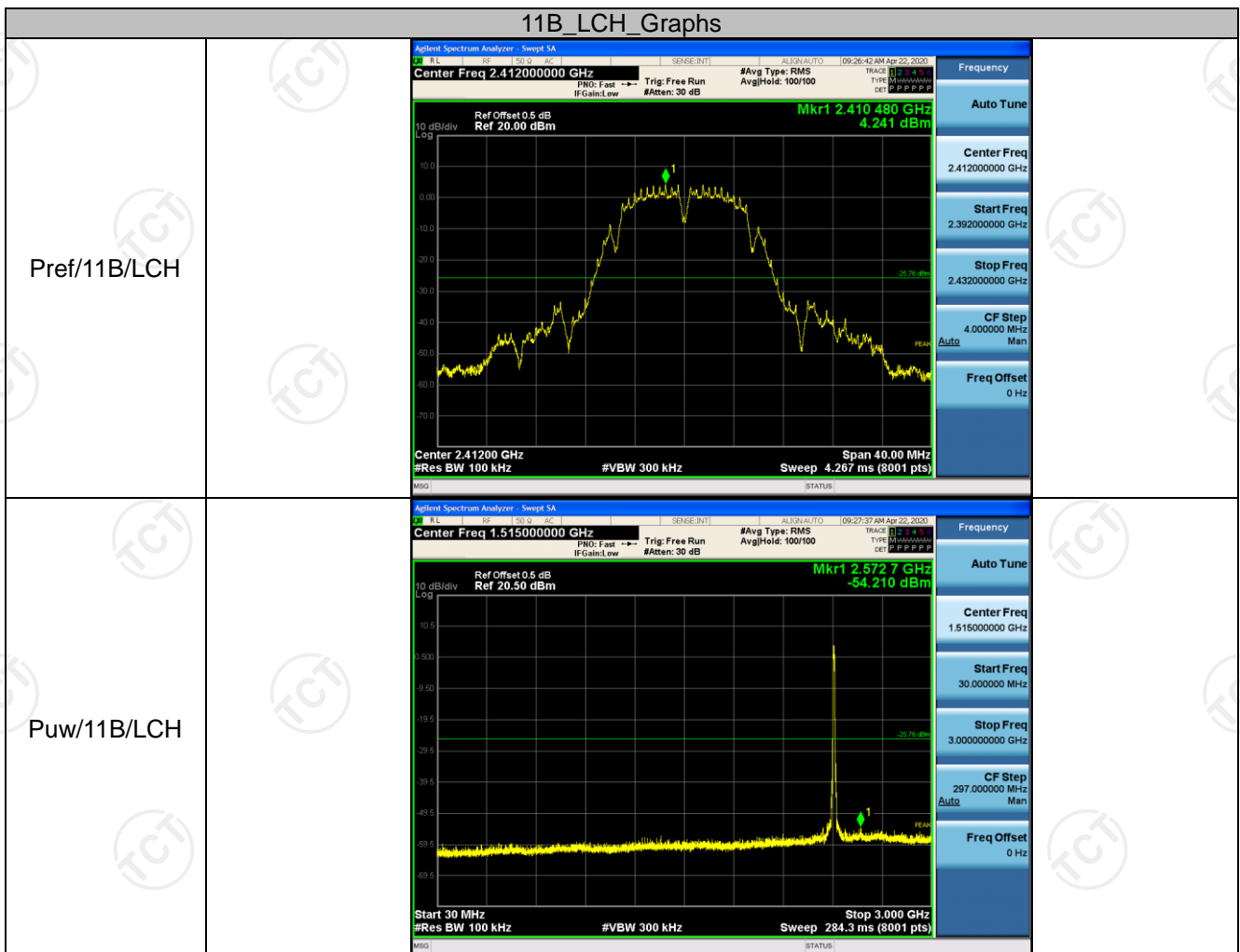
<p>11N20SISO/HCH</p>	<p>Agilent Spectrum Analyzer - Swept SA</p> <p>Center Freq 2.483500000 GHz</p> <p>Ref Offset 0.5 dB Ref 20.00 dBm</p> <p>Mkr4 2.483 587 5 GHz -51.872 dBm</p> <p>Center 2.48350 GHz #Res BW 100 kHz #VBW 300 kHz* Sweep 12.80 ms (8001 pts)</p> <table border="1"> <thead> <tr> <th>MKR</th> <th>MODE</th> <th>TRC</th> <th>SCL</th> <th>X</th> <th>Y</th> <th>FUNCTION</th> <th>FUNCTION WIDTH</th> <th>FUNCTION VALUE</th> </tr> </thead> <tbody> <tr><td>1</td><td>N</td><td>1</td><td>f</td><td>2.489 476 0 GHz</td><td>-8.995 dBm</td><td></td><td></td><td></td></tr> <tr><td>2</td><td>N</td><td>1</td><td>f</td><td>2.483 500 0 GHz</td><td>-63.220 dBm</td><td></td><td></td><td></td></tr> <tr><td>3</td><td>N</td><td>1</td><td>f</td><td>2.500 000 0 GHz</td><td>-57.034 dBm</td><td></td><td></td><td></td></tr> <tr><td>4</td><td>N</td><td>1</td><td>f</td><td>2.483 587 5 GHz</td><td>-51.872 dBm</td><td></td><td></td><td></td></tr> </tbody> </table>	MKR	MODE	TRC	SCL	X	Y	FUNCTION	FUNCTION WIDTH	FUNCTION VALUE	1	N	1	f	2.489 476 0 GHz	-8.995 dBm				2	N	1	f	2.483 500 0 GHz	-63.220 dBm				3	N	1	f	2.500 000 0 GHz	-57.034 dBm				4	N	1	f	2.483 587 5 GHz	-51.872 dBm				<p>Frequency</p> <p>Auto Tune</p> <p>Center Freq 2.483500000 GHz</p> <p>Start Freq 2.433500000 GHz</p> <p>Stop Freq 2.533500000 GHz</p> <p>CF Step 10.000000 MHz</p> <p>Freq Offset 0 Hz</p>
MKR	MODE	TRC	SCL	X	Y	FUNCTION	FUNCTION WIDTH	FUNCTION VALUE																																							
1	N	1	f	2.489 476 0 GHz	-8.995 dBm																																										
2	N	1	f	2.483 500 0 GHz	-63.220 dBm																																										
3	N	1	f	2.500 000 0 GHz	-57.034 dBm																																										
4	N	1	f	2.483 587 5 GHz	-51.872 dBm																																										
<p>11N40SISO/LCH</p>	<p>Agilent Spectrum Analyzer - Swept SA</p> <p>Center Freq 2.400000000 GHz</p> <p>Ref Offset 0.5 dB Ref 20.00 dBm</p> <p>Mkr4 2.389 487 5 GHz -49.985 dBm</p> <p>Center 2.40000 GHz #Res BW 100 kHz #VBW 300 kHz* Sweep 12.80 ms (8001 pts)</p> <table border="1"> <thead> <tr> <th>MKR</th> <th>MODE</th> <th>TRC</th> <th>SCL</th> <th>X</th> <th>Y</th> <th>FUNCTION</th> <th>FUNCTION WIDTH</th> <th>FUNCTION VALUE</th> </tr> </thead> <tbody> <tr><td>1</td><td>N</td><td>1</td><td>f</td><td>2.413 237 0 GHz</td><td>-11.952 dBm</td><td></td><td></td><td></td></tr> <tr><td>2</td><td>N</td><td>1</td><td>f</td><td>2.400 000 0 GHz</td><td>-50.995 dBm</td><td></td><td></td><td></td></tr> <tr><td>3</td><td>N</td><td>1</td><td>f</td><td>2.390 000 0 GHz</td><td>-52.710 dBm</td><td></td><td></td><td></td></tr> <tr><td>4</td><td>N</td><td>1</td><td>f</td><td>2.389 487 5 GHz</td><td>-49.985 dBm</td><td></td><td></td><td></td></tr> </tbody> </table>	MKR	MODE	TRC	SCL	X	Y	FUNCTION	FUNCTION WIDTH	FUNCTION VALUE	1	N	1	f	2.413 237 0 GHz	-11.952 dBm				2	N	1	f	2.400 000 0 GHz	-50.995 dBm				3	N	1	f	2.390 000 0 GHz	-52.710 dBm				4	N	1	f	2.389 487 5 GHz	-49.985 dBm				<p>Frequency</p> <p>Auto Tune</p> <p>Center Freq 2.400000000 GHz</p> <p>Start Freq 2.350000000 GHz</p> <p>Stop Freq 2.450000000 GHz</p> <p>CF Step 10.000000 MHz</p> <p>Freq Offset 0 Hz</p>
MKR	MODE	TRC	SCL	X	Y	FUNCTION	FUNCTION WIDTH	FUNCTION VALUE																																							
1	N	1	f	2.413 237 0 GHz	-11.952 dBm																																										
2	N	1	f	2.400 000 0 GHz	-50.995 dBm																																										
3	N	1	f	2.390 000 0 GHz	-52.710 dBm																																										
4	N	1	f	2.389 487 5 GHz	-49.985 dBm																																										
<p>11N40SISO/HCH</p>	<p>Agilent Spectrum Analyzer - Swept SA</p> <p>Center Freq 2.483500000 GHz</p> <p>Ref Offset 0.5 dB Ref 20.00 dBm</p> <p>Mkr4 2.483 875 0 GHz -50.935 dBm</p> <p>Center 2.48350 GHz #Res BW 100 kHz #VBW 300 kHz* Sweep 12.80 ms (8001 pts)</p> <table border="1"> <thead> <tr> <th>MKR</th> <th>MODE</th> <th>TRC</th> <th>SCL</th> <th>X</th> <th>Y</th> <th>FUNCTION</th> <th>FUNCTION WIDTH</th> <th>FUNCTION VALUE</th> </tr> </thead> <tbody> <tr><td>1</td><td>N</td><td>1</td><td>f</td><td>2.449 476 0 GHz</td><td>-12.540 dBm</td><td></td><td></td><td></td></tr> <tr><td>2</td><td>N</td><td>1</td><td>f</td><td>2.483 500 0 GHz</td><td>-62.063 dBm</td><td></td><td></td><td></td></tr> <tr><td>3</td><td>N</td><td>1</td><td>f</td><td>2.500 000 0 GHz</td><td>-63.925 dBm</td><td></td><td></td><td></td></tr> <tr><td>4</td><td>N</td><td>1</td><td>f</td><td>2.483 875 0 GHz</td><td>-50.935 dBm</td><td></td><td></td><td></td></tr> </tbody> </table>	MKR	MODE	TRC	SCL	X	Y	FUNCTION	FUNCTION WIDTH	FUNCTION VALUE	1	N	1	f	2.449 476 0 GHz	-12.540 dBm				2	N	1	f	2.483 500 0 GHz	-62.063 dBm				3	N	1	f	2.500 000 0 GHz	-63.925 dBm				4	N	1	f	2.483 875 0 GHz	-50.935 dBm				<p>Frequency</p> <p>Auto Tune</p> <p>Center Freq 2.483500000 GHz</p> <p>Start Freq 2.433500000 GHz</p> <p>Stop Freq 2.533500000 GHz</p> <p>CF Step 10.000000 MHz</p> <p>Freq Offset 0 Hz</p>
MKR	MODE	TRC	SCL	X	Y	FUNCTION	FUNCTION WIDTH	FUNCTION VALUE																																							
1	N	1	f	2.449 476 0 GHz	-12.540 dBm																																										
2	N	1	f	2.483 500 0 GHz	-62.063 dBm																																										
3	N	1	f	2.500 000 0 GHz	-63.925 dBm																																										
4	N	1	f	2.483 875 0 GHz	-50.935 dBm																																										

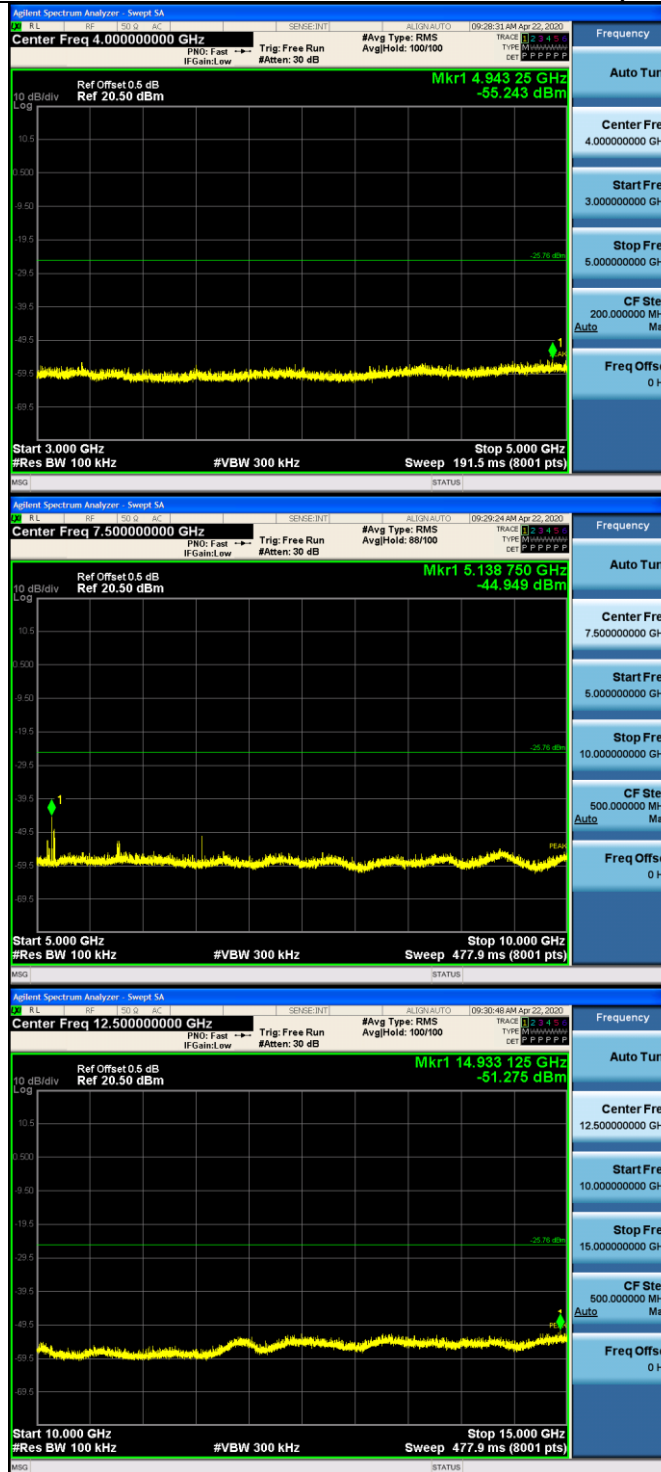
RF Conducted Spurious Emissions

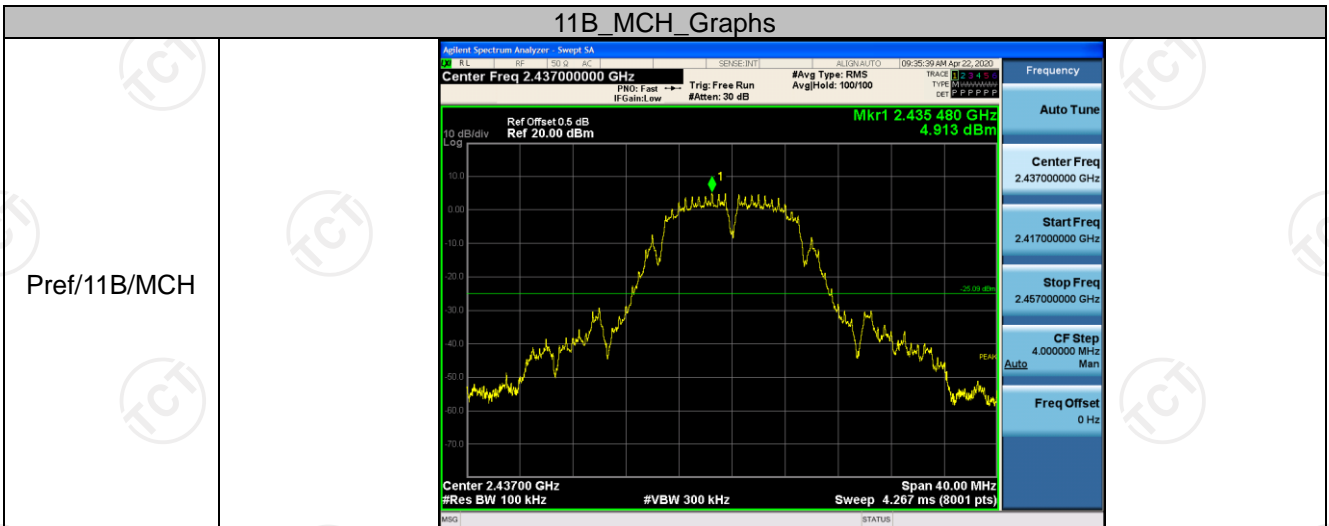
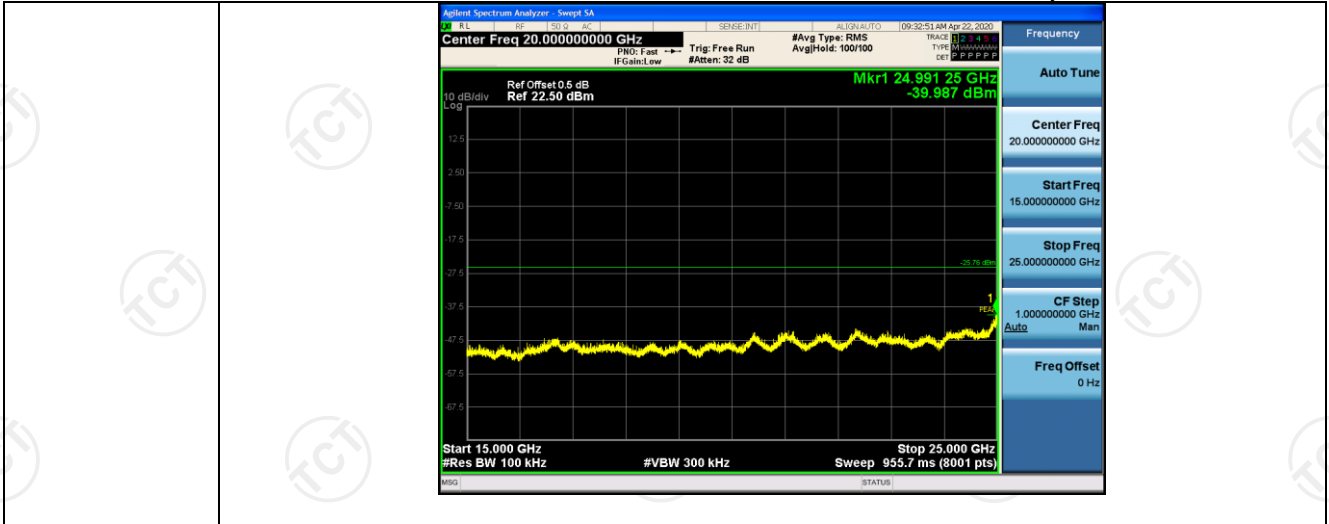
Result Table

Mode	Channel	Pref [dBm]	Puw [dBm]	Verdict
11B	LCH	4.241	<Limit	PASS
11B	MCH	4.913	<Limit	PASS
11B	HCH	4.598	<Limit	PASS
11G	LCH	-1.057	<Limit	PASS
11G	MCH	0.498	<Limit	PASS
11G	HCH	0.406	<Limit	PASS
11N20SISO	LCH	-0.998	<Limit	PASS
11N20SISO	MCH	-0.74	<Limit	PASS
11N20SISO	HCH	-0.054	<Limit	PASS
11N40SISO	LCH	-2.99	<Limit	PASS
11N40SISO	MCH	-2.896	<Limit	PASS
11N40SISO	HCH	-3.358	<Limit	PASS

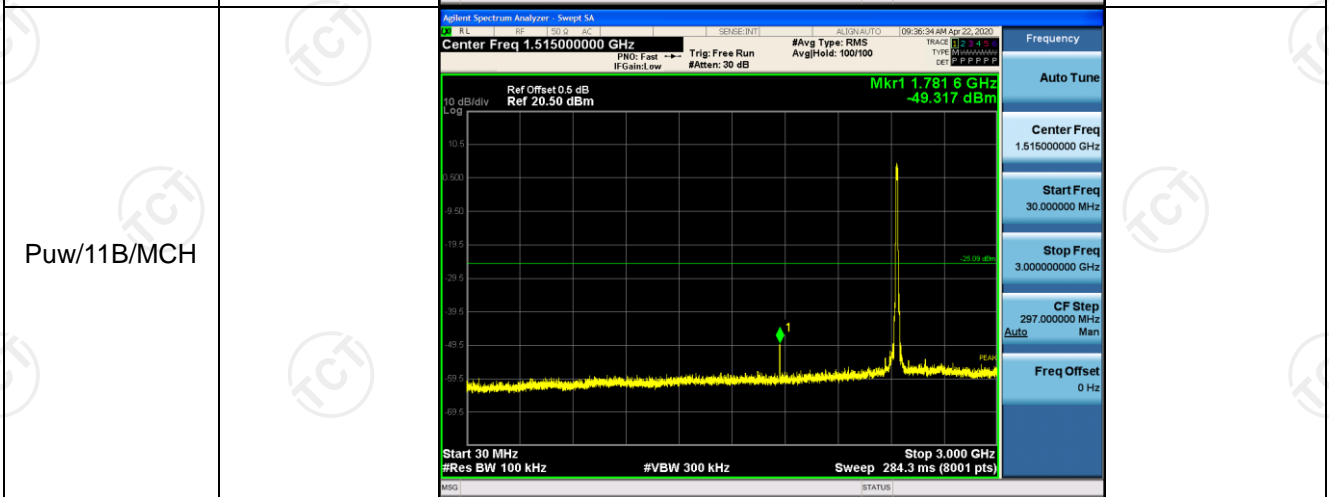
Test Graph



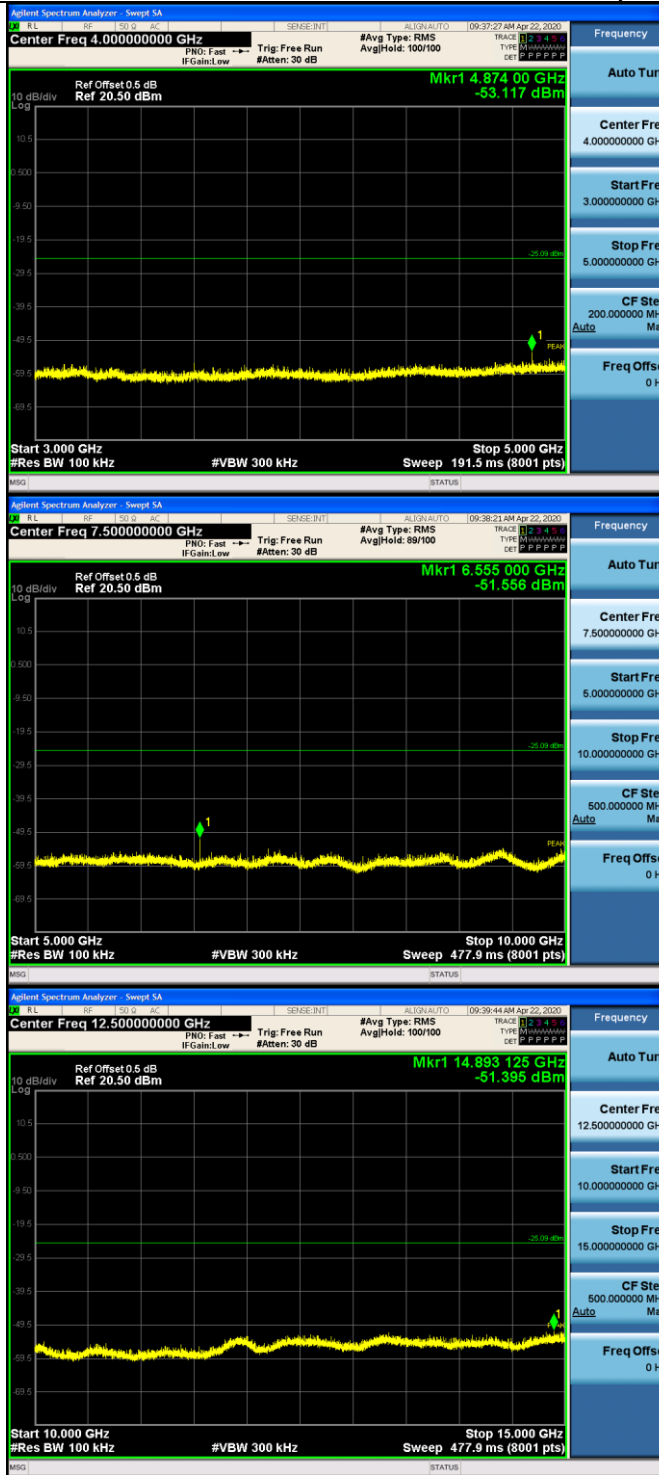


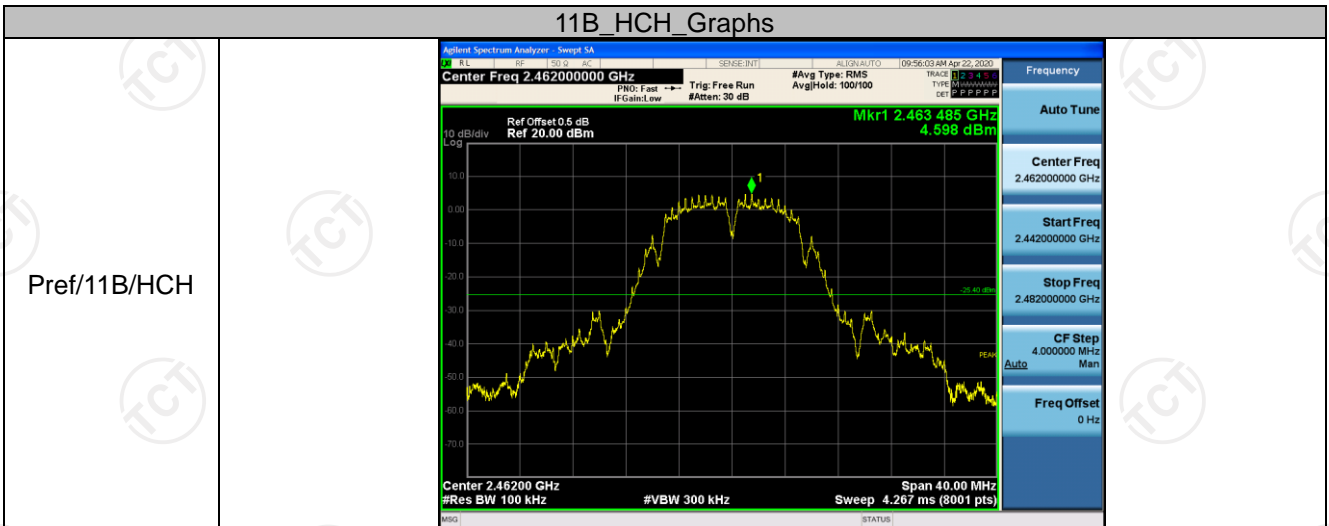
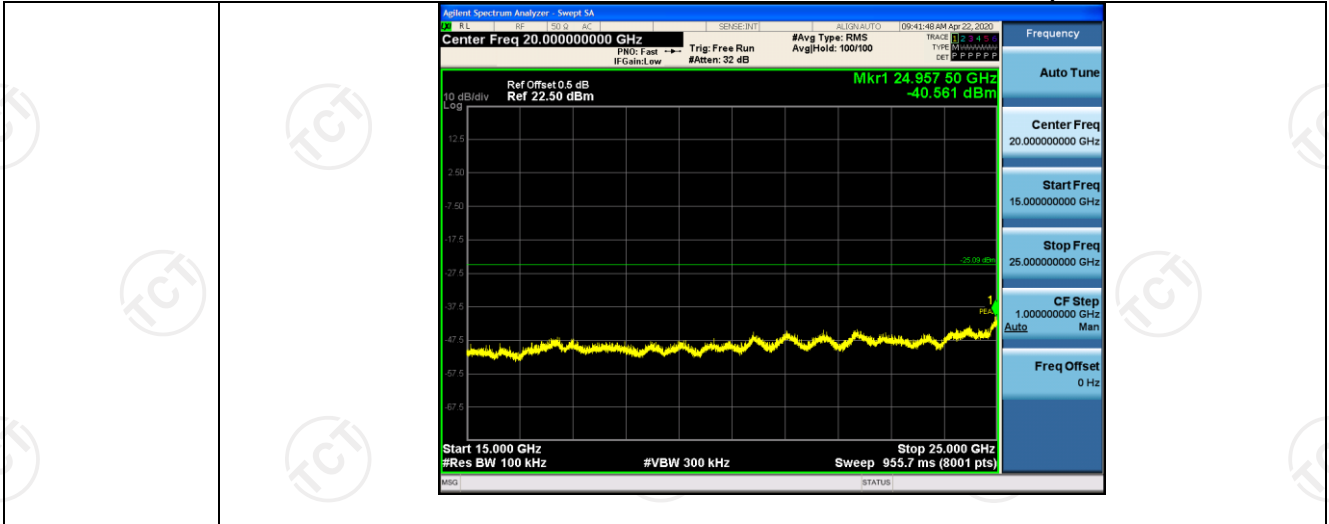


Pref/11B/MCH

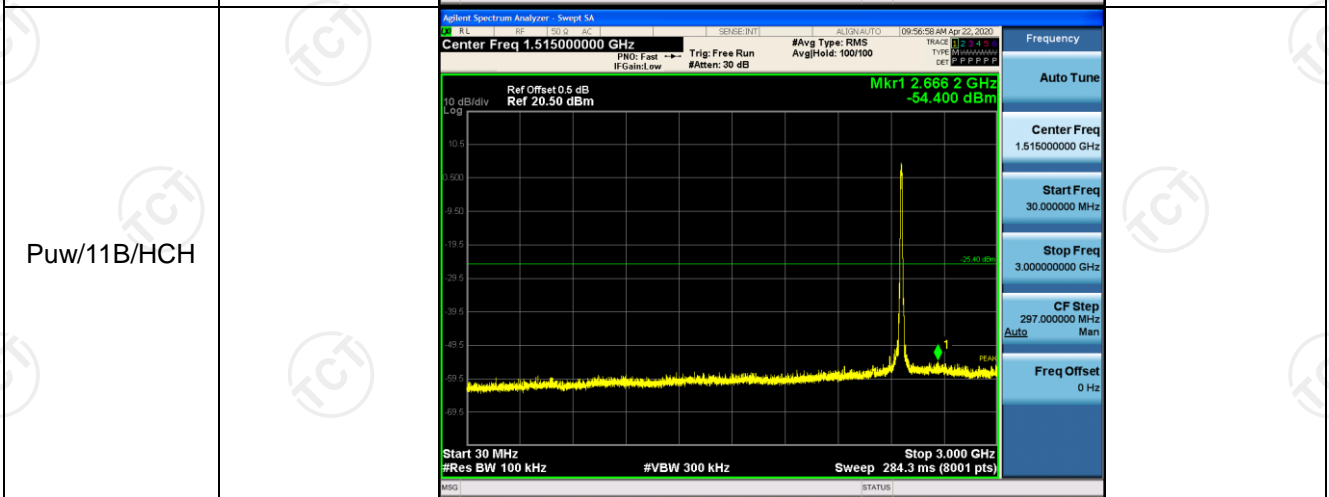


Puw/11B/MCH





Pref/11B/HCH



Puw/11B/HCH