

## Appendix 4. Photographs


This appendix contains the following photographs:

Photo Reference No:	Title
PHT/92315JD03A/001	Test configuration for the measurement of Specific Absorption Rate (SAR)
PHT/92315JD03A/002	Touch Left Antenna Retracted
PHT/92315JD03A/003	Touch Left Antenna Extended
PHT/92315JD03A/004	Tilt Left Antenna Retracted
PHT/92315JD03A/005	Tilt Left Antenna Extended
PHT/92315JD03A/006	Touch Right Antenna Retracted
PHT/92315JD03A/007	Touch Right Antenna Extended
PHT/92315JD03A/008	Tilt Right Antenna Retracted
PHT/92315JD03A/009	Tilt Right Antenna Extended
PHT/92315JD03A/010	Front of EUT Antenna Retracted Facing Phantom at 10mm
PHT/92315JD03A/011	Front of EUT Antenna Extended Facing Phantom at 10mm
PHT/92315JD03A/012	Front of EUT Antenna Retracted Facing Phantom at 15mm
PHT/92315JD03A/013	Front of EUT Antenna Extended Facing Phantom at 15mm
PHT/92315JD03A/014	Back of EUT Antenna Retracted Facing Phantom at 10mm
PHT/92315JD03A/015	Back of EUT Antenna Extended Facing Phantom at 10mm
PHT/92315JD03A/016	Back of EUT Antenna Retracted Facing Phantom at 15mm
PHT/92315JD03A/017	Back of EUT Antenna Extended Facing Phantom at 15mm
PHT/92315JD03A/018	Left Hand Side of EUT Antenna Retracted Facing Phantom
PHT/92315JD03A/019	Left Hand Side of EUT Antenna Extended Facing Phantom
PHT/92315JD03A/020	Right Hand Side of EUT Antenna Retracted Facing Phantom
PHT/92315JD03A/021	Right Hand Side of EUT Antenna Extended Facing Phantom
PHT/92315JD03A/022	Top of EUT Antenna Retracted Facing Phantom
PHT/92315JD03A/023	Bottom of EUT Antenna Retracted Facing Phantom
PHT/92315JD03A/024	Front View of EUT Antenna Retracted
PHT/92315JD03A/025	Front View of EUT Antenna Extended
PHT/92315JD03A/026	Back View of EUT Antenna Retracted
PHT/92315JD03A/027	Back View of EUT Antenna Extended
PHT/92315JD03A/028	Left Hand Side of EUT Antenna Retracted
PHT/92315JD03A/029	Right Hand Side of EUT Antenna Retracted
PHT/92315JD03A/030	Top View of EUT Antenna Retracted
PHT/92315JD03A/031	Bottom View of EUT Antenna Retracted

**Photographs (Continued)**

<b>Photo Reference No:</b>	<b>Title</b>
PHT/92315JD03A/032	Interior View of EUT Radiated Sample (IMEI: 355335050017251)
PHT/92315JD03A/033	Interior View of EUT Conducted Sample (IMEI: 355335050017111)
PHT/92315JD03A/034	Front View of Battery
PHT/92315JD03A/035	Front View of Dummy Battery
PHT/92315JD03A/036	Back View of Dummy Battery
PHT/92315JD03A/037	PHF View
PHT/92315JD03A/038	900 MHz Head Fluid Level
PHT/92315JD03A/039	900 MHz Body Fluid Level
PHT/92315JD03A/040	1900 MHz Head Fluid Level
PHT/92315JD03A/041	1900 MHz Body Fluid Level
PHT/92315JD03A/042	2450 MHz Head Fluid Level
PHT/92315JD03A/043	2450 MHz Body Fluid Level

PHT/92315JD03A/001: Test configuration for the measurement of Specific Absorption Rate (SAR)



PHT/92315JD03A/002: Touch Left Antenna Retracted



PHT/92315JD03A/003: Touch Left Antenna Extended



PHT/92315JD03A/004: Tilt Left Antenna Retracted



PHT/92315JD03A/005: Tilt Left Antenna Extended



PHT/92315JD03A/006: Touch Right Antenna Retracted





PHT/92315JD03A/07: Touch Right Antenna Extended



PHT/92315JD03A/008: Tilt Right Antenna Retracted



PHT/92315JD03A/009: Tilt Right Antenna Extended



PHT/92315JD03A/010: Front of EUT Antenna Retracted Facing Phantom at 10mm



PHT/92315JD03A/011: Front of EUT Facing Phantom Antenna Extended at 10mm



PHT/92315JD03A/012: Front of EUT Antenna Retracted Facing Phantom at 15mm



PHT/92315JD03A/013: Front of EUT Antenna Extended Facing Phantom at 15mm



PHT/92315JD03A/014: Back of EUT Antenna Retracted Facing Phantom at 10mm





PHT/92315JD03A/015: Back of EUT Antenna Extended Facing Phantom at 10mm




PHT/92315JD03A/016: Back of EUT Antenna Retracted Facing Phantom at 15mm



PHT/92315JD03A/017: Back of EUT Antenna Extended Facing Phantom at 15mm




PHT/92315JD03A/018: Left Hand Side of EUT Antenna Retracted Facing Phantom



PHT/92315JD03A/019: Left Hand Side of EUT Antenna Extended Facing Phantom



PHT/92315JD03A/020: Right Hand Side of EUT Antenna Retracted Facing Phantom



PHT/92315JD03A/021: Right Hand Side of EUT Antenna Extended Facing Phantom



PHT/92315JD03A/022: Top of EUT Antenna Retracted Facing Phantom





PHT/92315JD03A/023: Bottom of EUT Antenna Retracted Facing Phantom



PHT/92315JD03A/024: Front View of EUT Antenna Retracted



PHT/92315JD03A/025: Front View of EUT Antenna Extended



PHT/92315JD03A/026: Rear View of EUT Antenna Retracted




PHT/92315JD03A/027: Rear View of EUT Antenna Extended



PHT/92315JD03A/028: Left Hand Side of EUT Antenna Retracted



PHT/92315JD03A/029: Right Hand Side of EUT Antenna Retracted



PHT/92315JD03A/030: Top View of EUT Antenna Retracted





PHT/92315JD03A/031: Bottom View of EUT Antenna Retracted



PHT/92315JD03A/032: Interior View of EUT Radiated Sample (IMEI: 355335050017251)




PHT/92315JD03A/033: Interior View of EUT Conducted Sample (IMEI: 355335050017111)




PHT/92315JD03A/034: Front View of Battery



PHT/92315JD03A/035: Front View of Dummy Battery




PHT/92315JD03A/036: Rear View of Dummy Battery



PHT/92315JD03A/037: PHF View




PHT/92315JD03A/038: 900 MHz Head Fluid Level







PHT/92315JD03A/039: 900 MHz Body Fluid Level




PHT/92315JD03A/040: 1900 MHz Head Fluid Level




PHT/92315JD03A/041: 1900 MHz Body Fluid Level



PHT/92315JD03A/042: 2450 MHz Head Fluid Level



PHT/92315JD03A/043: 2450 MHz Body Fluid Level



PHT/92315JD03A/044: 5GHz Head Fluid Level

