


## Appendix 4. Photographs

This appendix contains the following photographs:

Photo Reference Number	Title
001	Test configuration for the measurement of Specific Absorption Rate (SAR)
002	Touch Left
003	Tilt Left
004	Touch Right
005	Tilt Right
006	Front of EUT Open Facing Phantom
007	Back of EUT Open Facing Phantom
008	Front of EUT Closed Facing Phantom
009	Back of EUT Closed Facing Phantom
010	Front View of EUT Closed
011	Back View of EUT Closed
012	Front View of EUT Open
013	Back View of EUT Open
014	Internal View of Radiated EUT
015	Internal View of Conducted EUT
016	Personal Handsfree Kit (PHF) View
017	Battery View
018	Conducted Sample with Dummy battery
019	Dummy Battery View
020	1900 MHz Head Fluid Level
021	1900 MHz Body Fluid Level

001: Test configuration for the measurement of Specific Absorption Rate (SAR)



002: Touch Left




003: Tilt Left






004: Touch Right



005: Tilt Right



006: Front of EUT Open Facing Phantom






007: Back of EUT Open Facing Phantom






008: Front of EUT Closed Facing Phantom



009: Back of EUT Closed Facing Phantom





010: Front View of EUT Closed





## 011: Back View of EUT Closed

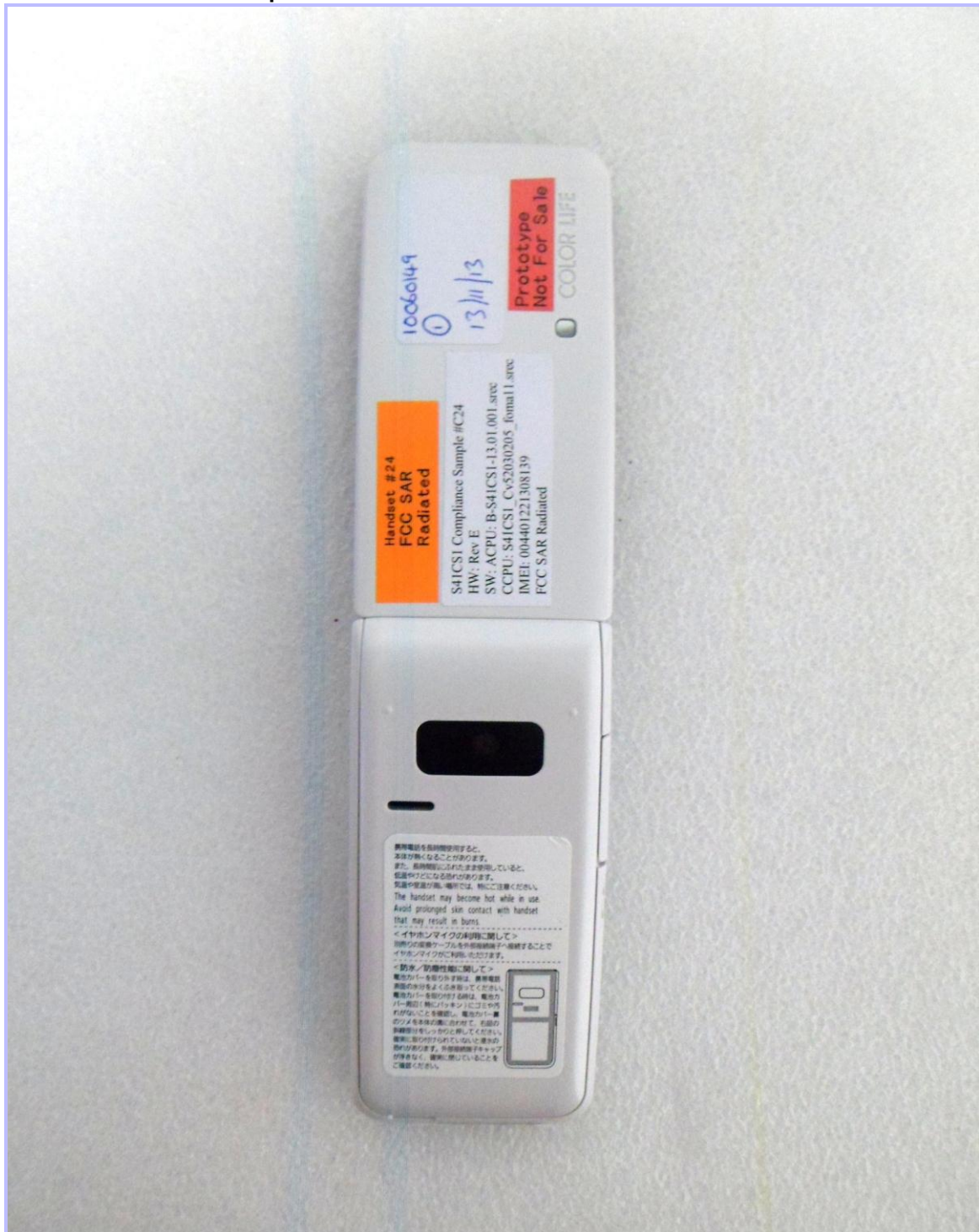


012: Front View of EUT Open





## 013: Back View of EUT Open





014: Internal View of Radiated EUT



## 015: Internal View of Conducted EUT





016: Personal Handsfree Kit (PHF) View






## 017: Battery View



018: Conducted Sample with Dummy battery View






019: Dummy Battery View





020: 1900 Head Fluid Level



021: 1900 Body Fluid Level

