



# TEST REPORT FROM RFI GLOBAL SERVICES LTD

Test of: NTT docomo EB-4058

FCC ID: UCE212051A

To: FCC Part 15.247: 2011 Subpart C

**Test Report Serial No.:**  
RFI-RPT-RP87473JD09A V2.0

**Version 2.0 supersedes all previous versions**

|  |  |   |
|--|--|---|
| <b>This Test Report Is Issued Under The Authority Of John Newell, Group Quality Manager:</b> |  |  |
| <b>Checked By:</b>   | Sarah Williams   |   |
| <b>Signature:</b>  |  |   |
| <b>Date of Issue:</b>  | 25 June 2012   |   |

This report is issued in Adobe Acrobat portable document format (PDF). It is only a valid copy of the report if it is being viewed in PDF format with the following security options not allowed: Changing the document, Selecting text and graphics, Adding or changing notes and form fields.

This report may not be reproduced other than in full, except with the prior written approval of RFI Global Services Ltd. The results in this report apply only to the sample(s) tested.

**RFI Global Services Ltd**  
Pavilion A, Ashwood Park, Ashwood Way, Basingstoke, Hampshire RG23 8BG  
Telephone: +44 (0)1256 312000 Facsimile: +44 (0)1256 312001  
Email: info@rfi-global.com Website: www.rfi-global.com

Registered in England and Wales. Company number:2117901



This page has been left intentionally blank.

---

**Table of Contents**

|  |           |
|--|-----------|
| <b>1. Customer Information .....</b>                               | <b>4</b>  |
| <b>2. Summary of Testing .....</b>                                 | <b>5</b>  |
| 2.1. General Information   | 5         |
| 2.2. Summary of Test Results                                       | 5         |
| 2.3. Methods and Procedures  | 6         |
| 2.4. Deviations from the Test Specification                        | 6         |
| <b>3. Equipment Under Test (EUT) .....</b>                         | <b>7</b>  |
| 3.1. Identification of Equipment Under Test (EUT)                  | 7         |
| 3.2. Description of EUT  | 8         |
| 3.3. Modifications Incorporated in the EUT                         | 8         |
| 3.4. Additional Information Related to Testing                     | 9         |
| 3.5. Support Equipment   | 9         |
| <b>4. Operation and Monitoring of the EUT during Testing .....</b> | <b>10</b> |
| 4.1. Operating Modes   | 10        |
| 4.2. Configuration and Peripherals                                 | 10        |
| <b>5. Measurements, Examinations and Derived Results .....</b>     | <b>11</b> |
| 5.1. General Comments  | 11        |
| 5.2. Test Results  | 12        |
| 5.2.1. Receiver/Idle Mode AC Conducted Spurious Emissions          | 12        |
| 5.2.2. Receiver/Idle Mode Radiated Spurious Emissions              | 15        |
| 5.2.3. Transmitter AC Conducted Spurious Emissions                 | 19        |
| 5.2.4. Transmitter 6 dB Bandwidth                                  | 22        |
| 5.2.5. Transmitter Power Spectral Density                          | 51        |
| 5.2.6. Transmitter Maximum Peak Output Power                       | 53        |
| 5.2.7. Transmitter Radiated Emissions                              | 66        |
| 5.2.8. Transmitter Band Edge Radiated Emissions                    | 71        |
| <b>6. Measurement Uncertainty .....</b>                            | <b>83</b> |
| <b>Appendix 1. Test Equipment Used .....</b>                       | <b>84</b> |

**1. Customer Information**











|                      |  |
|----------------------|--|
| <b>Company Name:</b> | Panasonic Mobile Communications Development of Europe Ltd.                                 |
| <b>Address:</b>      | Panasonic House<br>Willoughby Road<br>Bracknell<br>Berkshire<br>RG12 8FP<br>United Kingdom |

## 2. Summary of Testing

### 2.1. General Information

|                                 |  |
|---------------------------------|--|
| <b>Specification Reference:</b> | 47CFR15.247  |
| <b>Specification Title:</b>     | Code of Federal Regulations Volume 47 (Telecommunications) 2011:<br>Part 15 Subpart C (Intentional Radiators) - Section 15.247               |
| <b>Specification Reference:</b> | 47CFR15.107 and 47CFR15.109  |
| <b>Specification Title:</b>     | Code of Federal Regulations Volume 47 (Telecommunications) 2011:<br>Part 15 Subpart B (Unintentional Radiators) - Sections 15.107 and 15.109 |
| <b>Specification Reference:</b> | 47CFR15.207 and 47CFR15.209  |
| <b>Specification Title:</b>     | Code of Federal Regulations Volume 47 (Telecommunications) 2011:<br>Part 15 Subpart C (Intentional Radiators) - Sections 15.207 and 15.209   |
| <b>Site Registration:</b>       | FCC: 209735  |
| <b>Location of Testing:</b>     | RFI Global Services Ltd, Wade Road, Basingstoke, Hampshire, RG24 8AH.  |
| <b>Test Dates:</b>              | 21 May 2012 to 25 June 2012  |

### 2.2. Summary of Test Results

| <b>FCC Reference (47CFR)</b>  | <b>Measurement</b>                             | <b>Result</b>   |
|---|--|---|
| Part 15.107(a)  | Receiver/Idle Mode AC Conducted Emissions      |  |
| Part 15.109   | Receiver/Idle Mode Radiated Spurious Emissions |  |
| Part 15.207   | Transmitter AC Conducted Emissions             |  |
| Part 15.247(a)(2)   | Transmitter Minimum 6 dB Bandwidth             |  |
| Part 15.247(e)  | Transmitter Power Spectral Density             |  |
| Part 15.247(b)(3)   | Transmitter Maximum Peak Output Power          |  |
| Part 15.247(d) & 15.209(a)  | Transmitter Radiated Emissions                 |  |
| Part 15.247(d) & 15.209(a)  | Transmitter Band Edge Radiated Emissions       |  |
| <b>Key to Results</b>   |  |   |
|  = Complied  = Did not comply |  |   |

### **2.3. Methods and Procedures**

|                   |   |
|-------------------|---|
| <b>Reference:</b> | ANSI C63.4 (2009)   |
| <b>Title:</b>     | American National Standard for Methods of Measurement of Radio-Noise Emissions from Low-Voltage Electrical and Electronic Equipment in the Range of 9 kHz to 40 GHz |
| <b>Reference:</b> | ANSI C63.10 (2009)  |
| <b>Title:</b>     | American National Standard for Testing Unlicensed Wireless Devices  |
| <b>Reference:</b> | KDB 558074 D01 v01 1/18/2012  |
| <b>Title:</b>     | Guidance for Performing Compliance Measurements on Digital Transmission System (DTS) devices operating Under 15.247   |

### **2.4. Deviations from the Test Specification**

For the measurements contained within this test report, there were no deviations from, additions to, or exclusions from the test specification identified above.

### **3. Equipment Under Test (EUT)**

#### **3.1. Identification of Equipment Under Test (EUT)**

|                                 |   |
|---------------------------------|---|
| <b>Brand Name:</b>              | NTT docomo  |
| <b>Model Name or Number:</b>    | EB-4058   |
| <b>IMEI:</b>                    | 351807050019168 ( <i>Conducted RF port sample</i> )       |
| <b>Hardware Version Number:</b> | Rev E   |
| <b>Software Version Number:</b> | ACPU: fujiko-ics-09-0316<br>CCPU: HY11-N5119_ALL_00.20.31 |
| <b>FCC ID:</b>                  | UCE212051A  |

|                                 |   |
|---------------------------------|---|
| <b>Brand Name:</b>              | NTT docomo  |
| <b>Model Name or Number:</b>    | EB-4058   |
| <b>IMEI:</b>                    | 351807050018897 ( <i>Radiated sample #1</i> )             |
| <b>Hardware Version Number:</b> | Rev E   |
| <b>Software Version Number:</b> | ACPU: fujiko-ics-09-0316<br>CCPU: HY11-N5119_ALL_00.20.31 |
| <b>FCC ID:</b>                  | UCE212051A  |

**Identification of Equipment Under Test (continued)**

|                              |            |
|------------------------------|------------|
| <b>Brand Name:</b>           | NTT docomo |
| <b>Description:</b>          | Battery    |
| <b>Model Name or Number:</b> | Not stated |

|                              |            |
|------------------------------|------------|
| <b>Brand Name:</b>           | NTT docomo |
| <b>Description:</b>          | AC Charger |
| <b>Model Name or Number:</b> | Type P01   |

|                              |                |
|------------------------------|----------------|
| <b>Brand Name:</b>           | NTT docomo     |
| <b>Description:</b>          | USB Data cable |
| <b>Model Name or Number:</b> | Type 01        |

|                              |                     |
|------------------------------|---------------------|
| <b>Brand Name:</b>           | Panasonic           |
| <b>Description:</b>          | Personal Hands-Free |
| <b>Model Name or Number:</b> | Type 02             |

**3.2. Description of EUT**

The equipment under test was a Dual Mode UMTS/GSM Mobile Phone with WLAN, *Bluetooth* and RFID.

**3.3. Modifications Incorporated in the EUT**

No modifications were applied to the EUT during testing.



**3.4. Additional Information Related to Testing**

|  |  |                       |                                |
|--|--|-----------------------|--------------------------------|
| <b>Technology Tested:</b>              | Digital Transmission System (IEEE 802.11b/g/n)   |                       |                                |
| <b>Type of Unit:</b>                   | Transceiver  |                       |                                |
| <b>Modulation Type:</b>                | BPSK, QPSK, 16 QAM and 64QAM   |                       |                                |
| <b>Data Rates:</b>                     | 802.11b: 1, 2, 5.5, 11 Mbps  |                       |                                |
|  | 802.11g: 6, 9, 12, 18, 24, 36, 48 and 54 Mbps  |                       |                                |
|  | 802.11n: 6.5, 7.2, 13, 14.4, 19.5, 21.7, 26, 28.9, 39, 43.3, 52, 57.8, 58.5, 65, 65, 72.2 Mbps |                       |                                |
| <b>Declared Antenna Gain:</b>          | -2.9 dBi   |                       |                                |
| <b>Power Supply Requirement(s):</b>    | Nominal  | 3.8 V                 |                                |
| <b>Maximum Conducted Output Power:</b> | 20.7 dBm   |                       |                                |
| <b>Transmit Frequency Range:</b>       | 2412 MHz to 2462 MHz   |                       |                                |
| <b>Transmit Channels Tested:</b>       | <b>Channel ID</b>  | <b>Channel Number</b> | <b>Channel Frequency (MHz)</b> |
|  | Bottom   | 1                     | 2412                           |
|  | Middle   | 6                     | 2437                           |
|  | Top  | 11                    | 2462                           |
| <b>Receive Frequency Range:</b>        | 2412 MHz to 2462 MHz   |                       |                                |
| <b>Receive Channels Tested:</b>        | <b>Channel ID</b>  | <b>Channel Number</b> | <b>Channel Frequency (MHz)</b> |
|  | Bottom   | 1                     | 2412                           |
|  | Middle   | 6                     | 2437                           |
|  | Top  | 11                    | 2462                           |

**3.5. Support Equipment**

The following support equipment was used to exercise the EUT during testing:

|                              |           |
|------------------------------|-----------|
| <b>Brand Name:</b>           | Panasonic |
| <b>Description:</b>          | Laptop PC |
| <b>Model Name or Number:</b> | CF-74     |

|                              |                      |
|------------------------------|----------------------|
| <b>Brand Name:</b>           | Not marked or stated |
| <b>Description:</b>          | 2 GB Micro SD Card   |
| <b>Model Name or Number:</b> | Not known            |

## **4. Operation and Monitoring of the EUT during Testing**

### **4.1. Operating Modes**

The EUT was tested in the following operating mode(s):

- Receiver/Idle mode.
- Continuously transmitting at maximum power on the bottom, centre and top channels as required using the supported data rates.

### **4.2. Configuration and Peripherals**

The EUT was tested in the following configuration(s):

- Controlled using a bespoke application on the laptop PC supplied by the Client. The application was used to enable continuous transmission and receive mode and to select the test channels, data rates and modulation schemes as required.
- Receive/Idle tests: The 802.11 mode was active but not transmitting.
- Transmitter radiated spurious emissions measurements were performed using the 802.11b 11 Mbps configuration as this was measured and found to produce the highest EIRP.
- Idle and transmitter radiated spurious emissions tests were performed with the AC charger and PHF connected to the EUT as this was found to be the worst case during pre-scans. All the accessories were individually connected and measurements made during the pre-scans to determine the worst case combination.
- The conducted sample with IMEI 351807050019168 was used for 6dB Bandwidth, maximum output power and power spectral density tests.
- The radiated sample with IMEI 351807050018897 was used for all other tests.

## **5. Measurements, Examinations and Derived Results**

### **5.1. General Comments**

Measurement uncertainties are evaluated in accordance with current best practice. Our reported expanded uncertainties are based on standard uncertainties, which are multiplied by an appropriate coverage factor to provide a statistical confidence level of approximately 95%. Please refer to *Section 6. Measurement Uncertainty* for details.

## 5.2. Test Results

### 5.2.1. Receiver/Idle Mode AC Conducted Spurious Emissions

#### Test Summary:

|                   |                 |            |              |
|-------------------|-----------------|------------|--------------|
| Test Engineer:    | Steven White    | Test Date: | 25 June 2012 |
| Test Sample IMEI: | 351807050018897 |            |              |

|                   |   |
|-------------------|---|
| FCC Reference:    | Part 15.107   |
| Test Method Used: | As detailed in ANSI C63.10 Section 6.2 referencing ANSI C63.4 |

#### Environmental Conditions:

|                        |    |
|------------------------|----|
| Temperature (°C):      | 22 |
| Relative Humidity (%): | 45 |

#### Results: Live / Quasi Peak

| Frequency (MHz) | Line | Level (dB $\mu$ V) | Limit (dB $\mu$ V) | Margin (dB) | Result   |
|-----------------|------|--------------------|--------------------|-------------|----------|
| 0.303           | Live | 36.9               | 60.2               | 23.3        | Complied |
| 1.203           | Live | 27.8               | 56.0               | 28.2        | Complied |
| 1.487           | Live | 27.6               | 56.0               | 28.4        | Complied |
| 1.770           | Live | 28.5               | 56.0               | 27.5        | Complied |
| 2.805           | Live | 31.4               | 56.0               | 24.6        | Complied |
| 4.929           | Live | 32.0               | 56.0               | 24.0        | Complied |
| 4.992           | Live | 32.1               | 56.0               | 23.9        | Complied |
| 5.496           | Live | 32.6               | 60.0               | 27.4        | Complied |
| 7.013           | Live | 32.2               | 60.0               | 27.8        | Complied |
| 8.574           | Live | 34.8               | 60.0               | 25.2        | Complied |

#### Results: Live / Average

| Frequency (MHz) | Line | Level (dB $\mu$ V) | Limit (dB $\mu$ V) | Margin (dB) | Result   |
|-----------------|------|--------------------|--------------------|-------------|----------|
| 0.321           | Live | 29.2               | 49.7               | 20.5        | Complied |
| 1.194           | Live | 22.5               | 46.0               | 23.5        | Complied |
| 1.518           | Live | 20.2               | 46.0               | 25.8        | Complied |
| 2.647           | Live | 22.8               | 46.0               | 23.2        | Complied |
| 4.083           | Live | 24.3               | 46.0               | 21.7        | Complied |
| 16.120          | Live | 27.8               | 50.0               | 22.2        | Complied |
| 16.170          | Live | 24.5               | 50.0               | 25.5        | Complied |
| 16.219          | Live | 21.3               | 50.0               | 28.7        | Complied |

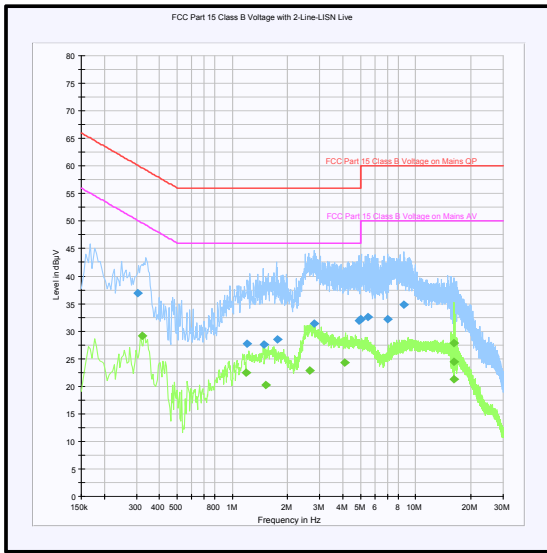
**Receiver/Idle Mode AC Conducted Spurious Emissions (continued)****Results: Neutral / Quasi Peak**

| Frequency (MHz) | Line    | Level (dB $\mu$ V) | Limit (dB $\mu$ V) | Margin (dB) | Result   |
|-----------------|---------|--------------------|--------------------|-------------|----------|
| 0.150           | Neutral | 50.4               | 66.0               | 15.6        | Complied |
| 0.154           | Neutral | 50.6               | 65.8               | 15.2        | Complied |
| 0.168           | Neutral | 50.5               | 65.1               | 14.6        | Complied |
| 0.168           | Neutral | 49.6               | 65.1               | 15.5        | Complied |
| 0.195           | Neutral | 51.4               | 63.8               | 12.4        | Complied |
| 0.217           | Neutral | 44.7               | 62.9               | 18.2        | Complied |
| 0.249           | Neutral | 40.3               | 61.8               | 21.5        | Complied |
| 0.280           | Neutral | 39.3               | 60.8               | 21.5        | Complied |
| 0.307           | Neutral | 37.8               | 60.0               | 22.2        | Complied |
| 0.361           | Neutral | 36.3               | 58.7               | 22.4        | Complied |

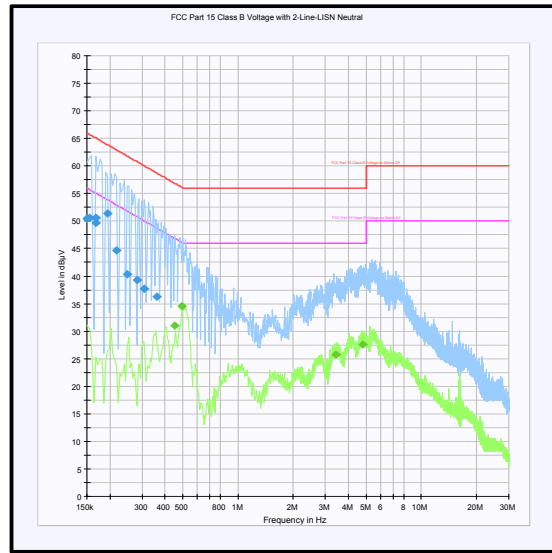
**Results: Neutral / Average**

| Frequency (MHz) | Line    | Level (dB $\mu$ V) | Limit (dB $\mu$ V) | Margin(dB) | Result   |
|-----------------|---------|--------------------|--------------------|------------|----------|
| 0.451500        | Neutral | 31.0               | 46.8               | 15.8       | Complied |
| 0.492000        | Neutral | 34.5               | 46.1               | 11.6       | Complied |
| 3.439500        | Neutral | 25.8               | 46.0               | 20.2       | Complied |
| 4.771500        | Neutral | 27.6               | 46.0               | 18.4       | Complied |

**Receiver/Idle Mode AC Conducted Spurious Emissions (continued)**



**Live**



**Neutral**

*Note: These plots are pre-scans and for indication purposes only. For final measurements, see accompanying tables.*

**5.2.2. Receiver/Idle Mode Radiated Spurious Emissions****Test Summary:**

|                          |                 |                   |              |
|--------------------------|-----------------|-------------------|--------------|
| <b>Test Engineer:</b>    | Steven White    | <b>Test Date:</b> | 25 June 2012 |
| <b>Test Sample IMEI:</b> | 351807050018897 |                   |              |

|                          |  |
|--------------------------|--|
| <b>FCC Reference:</b>    | Part 15.109  |
| <b>Test Method Used:</b> | As detailed in ANSI C63.10 Sections 6.3 and 6.5 referencing ANSI C63.4 |
| <b>Frequency Range:</b>  | 30 MHz to 1000 MHz   |

**Environmental Conditions:**

|                               |    |
|-------------------------------|----|
| <b>Temperature (°C):</b>      | 24 |
| <b>Relative Humidity (%):</b> | 38 |

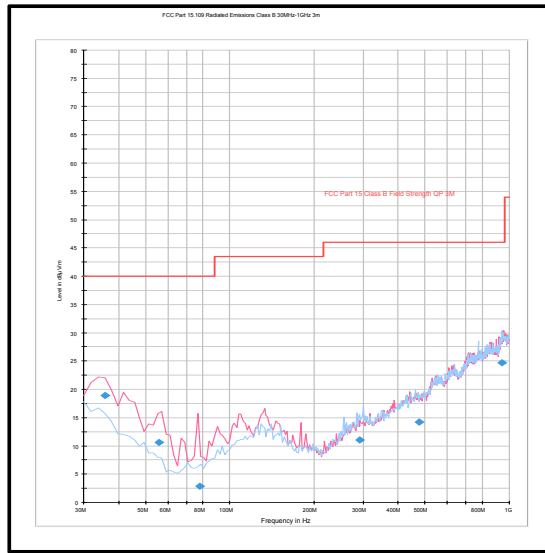
**Results: Quasi Peak**

| Frequency (MHz) | Antenna Polarity | Level (dB $\mu$ V/m) | Limit (dB $\mu$ V/m) | Margin (dB) | Result   |
|-----------------|------------------|----------------------|----------------------|-------------|----------|
| 35.788          | Vertical         | 18.9                 | 40.00                | 21.1        | Complied |
| 55.815          | Vertical         | 10.6                 | 40.00                | 29.4        | Complied |
| 77.861          | Vertical         | 2.8                  | 40.00                | 37.2        | Complied |
| 291.746         | Horizontal       | 11.0                 | 46.00                | 35.0        | Complied |
| 475.510         | Vertical         | 14.2                 | 46.00                | 31.8        | Complied |
| 943.873         | Horizontal       | 24.7                 | 46.00                | 21.3        | Complied |

**Note(s):**

1. The final measured value, for the given emission, in the table above incorporates the calibrated antenna factor and cable loss.
2. All emissions shown on the pre-scan plot were investigated and found to be ambient or >20 dB below the applicable limit or below the measurement system noise floor.
3. Measurements below 1 GHz were performed in a semi-anechoic chamber (RFI Asset Number K0001) at a distance of 3 metres. The EUT was placed at a height of 80 cm above the reference ground plane in the centre of the chamber turntable. Maximum emission levels were determined by height searching the measurement antenna over the range 1 metre to 4 metres.

**Receiver/Idle Mode Radiated Spurious Emissions (continued)**



*Note: This plot is a pre-scan and for indication purposes only. For final measurements, see accompanying table.*



**Receiver/Idle Mode Radiated Spurious Emissions (continued)****Test Summary:**

|                          |                 |                   |              |
|--------------------------|-----------------|-------------------|--------------|
| <b>Test Engineer:</b>    | David Doyle     | <b>Test Date:</b> | 25 June 2012 |
| <b>Test Sample IMEI:</b> | 351807050018897 |                   |              |

|                          |  |
|--------------------------|--|
| <b>FCC Reference:</b>    | Part 15.109  |
| <b>Test Method Used:</b> | As detailed in ANSI C63.10 Sections 6.3 and 6.6 referencing ANSI C63.4 |
| <b>Frequency Range:</b>  | 1 GHz to 12.75 GHz   |

**Environmental Conditions:**

|                               |    |
|-------------------------------|----|
| <b>Temperature (°C):</b>      | 24 |
| <b>Relative Humidity (%):</b> | 44 |

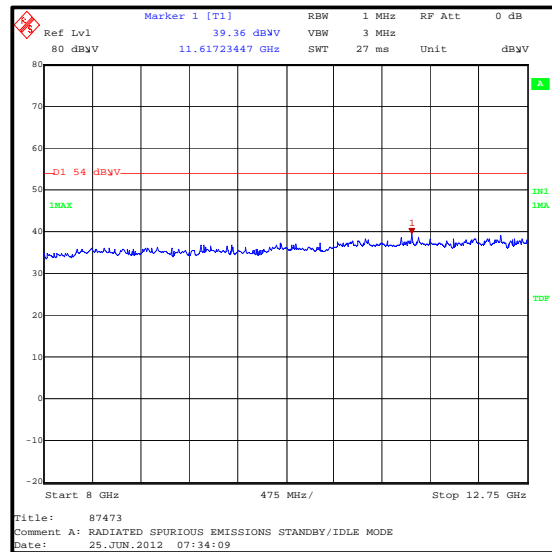
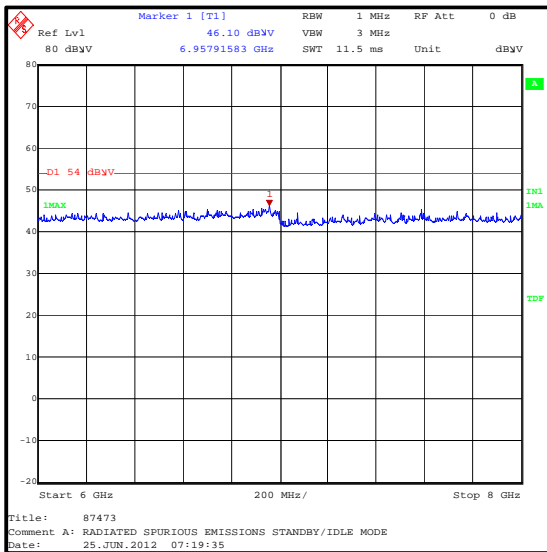
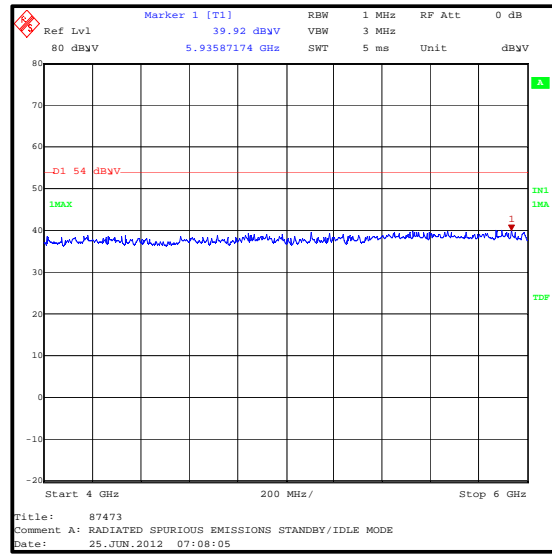
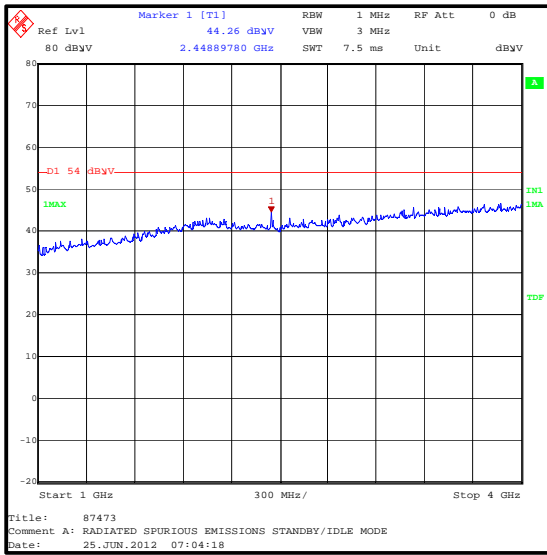
**Results:**

| Frequency (MHz) | Antenna Polarity | Peak Level (dB $\mu$ V/m) | Average Limit (dB $\mu$ V/m) | Margin (dB) | Result   |
|-----------------|------------------|---------------------------|------------------------------|-------------|----------|
| 6957.916        | Vertical         | 46.1                      | 54.0                         | 7.9         | Complied |

**Note(s):**

1. The final measured value, for the given emission, in the table above incorporates the calibrated antenna factor and cable loss.
2. Pre-scans above 1 GHz were performed in a fully anechoic chamber (RFI Asset Number K0002) at a distance of 3 metres. The EUT was placed at a height of 1.5 metres above the test chamber floor in the centre of the chamber turntable. All measurement antennas were placed at a fixed height of 1.5 metres above the test chamber floor, in line with the EUT. Final measurements above 1 GHz were performed in a semi-anechoic chamber (RFI Asset Number K0001) at a distance of 3 metres. The EUT was placed at a height of 80 cm above the reference ground plane in the centre of the chamber turntable. Maximum emission levels were determined by height searching the measurement antenna over the range 1 metre to 4 metres.
3. No spurious emissions were detected above the noise floor of the measuring receiver therefore the highest peak noise floor reading of the measuring receiver was recorded as shown in the table above. The peak level was compared to the average limit as opposed to being compared to the peak limit because this is the more onerous limit.

**Receiver/Idle Mode Radiated Spurious Emissions (continued)**



**5.2.3. Transmitter AC Conducted Spurious Emissions****Test Summary:**

|                          |                 |                   |              |
|--------------------------|-----------------|-------------------|--------------|
| <b>Test Engineer:</b>    | Nick Steele     | <b>Test Date:</b> | 19 June 2012 |
| <b>Test Sample IMEI:</b> | 351807050018897 |                   |              |

|                          |   |
|--------------------------|---|
| <b>FCC Reference:</b>    | Part 15.207   |
| <b>Test Method Used:</b> | As detailed in ANSI C63.10 Section 6.2 referencing ANSI C63.4 |

**Environmental Conditions:**

|                               |    |
|-------------------------------|----|
| <b>Temperature (°C):</b>      | 23 |
| <b>Relative Humidity (%):</b> | 43 |

**Results: Live / Quasi Peak**

| Frequency (MHz) | Line | Level (dB $\mu$ V) | Limit (dB $\mu$ V) | Margin (dB) | Result   |
|-----------------|------|--------------------|--------------------|-------------|----------|
| 0.505500        | Live | 33.7               | 56.0               | 22.3        | Complied |
| 0.699000        | Live | 21.3               | 56.0               | 34.7        | Complied |
| 3.943500        | Live | 20.0               | 56.0               | 36.0        | Complied |
| 5.019000        | Live | 20.2               | 60.0               | 39.8        | Complied |
| 7.791000        | Live | 23.5               | 60.0               | 36.5        | Complied |
| 9.078000        | Live | 23.3               | 60.0               | 36.7        | Complied |

**Results: Live / Average**

| Frequency (MHz) | Line | Level (dB $\mu$ V) | Limit (dB $\mu$ V) | Margin (dB) | Result   |
|-----------------|------|--------------------|--------------------|-------------|----------|
| 0.510000        | Live | 31.7               | 46.0               | 14.3        | Complied |
| 0.712500        | Live | 19.3               | 46.0               | 26.7        | Complied |
| 4.051500        | Live | 18.0               | 46.0               | 28.0        | Complied |
| 5.176500        | Live | 17.7               | 50.0               | 32.3        | Complied |
| 7.908000        | Live | 16.8               | 50.0               | 33.2        | Complied |
| 9.114000        | Live | 17.7               | 50.0               | 32.3        | Complied |

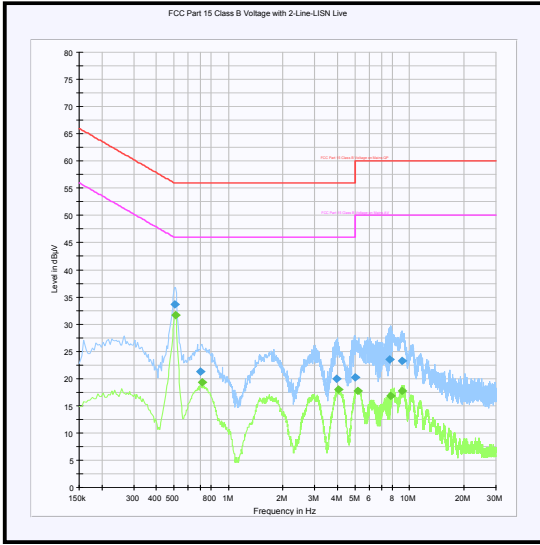
**Transmitter AC Conducted Spurious Emissions (continued)****Results: Neutral / Quasi Peak**

| Frequency (MHz) | Line    | Level (dB $\mu$ V) | Limit (dB $\mu$ V) | Margin (dB) | Result   |
|-----------------|---------|--------------------|--------------------|-------------|----------|
| 0.505500        | Neutral | 28.7               | 56.0               | 27.3        | Complied |
| 5.424000        | Neutral | 23.9               | 60.0               | 36.1        | Complied |
| 6.490500        | Neutral | 21.7               | 60.0               | 38.3        | Complied |
| 7.692000        | Neutral | 23.3               | 60.0               | 36.7        | Complied |
| 9.042000        | Neutral | 18.9               | 60.0               | 41.1        | Complied |
| 10.347000       | Neutral | 16.0               | 60.0               | 44.0        | Complied |

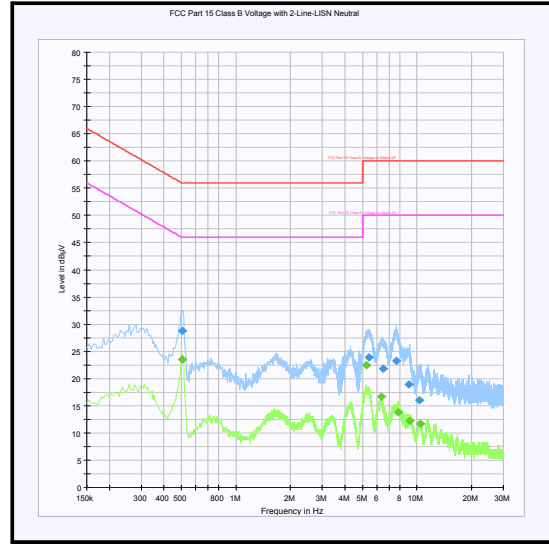
**Results: Neutral / Average**

| Frequency (MHz) | Line    | Level (dB $\mu$ V) | Limit (dB $\mu$ V) | Margin (dB) | Result   |
|-----------------|---------|--------------------|--------------------|-------------|----------|
| 0.505500        | Neutral | 23.5               | 46.0               | 22.5        | Complied |
| 5.248500        | Neutral | 22.4               | 50.0               | 27.6        | Complied |
| 6.342000        | Neutral | 16.7               | 50.0               | 33.3        | Complied |
| 7.890000        | Neutral | 13.8               | 50.0               | 36.2        | Complied |
| 9.096000        | Neutral | 12.2               | 50.0               | 37.8        | Complied |
| 10.414500       | Neutral | 11.7               | 50.0               | 38.3        | Complied |

**Transmitter AC Conducted Spurious Emissions (continued)**



**Live**



**Neutral**

*Note: These plots are pre-scans and for indication purposes only. For final measurements, see accompanying tables.*

**5.2.4. Transmitter 6 dB Bandwidth****Test Summary:**

|                          |                 |                   |              |
|--------------------------|-----------------|-------------------|--------------|
| <b>Test Engineer:</b>    | Sarah Williams  | <b>Test Date:</b> | 14 June 2012 |
| <b>Test Sample IMEI:</b> | 351807050019168 |                   |              |

|                          |   |
|--------------------------|---|
| <b>FCC Reference:</b>    | Part 15.247(a)(2)   |
| <b>Test Method Used:</b> | FCC KDB 558074 D01 Section 5.1.1<br>ANSI C63.10 Section 6.9.1 |

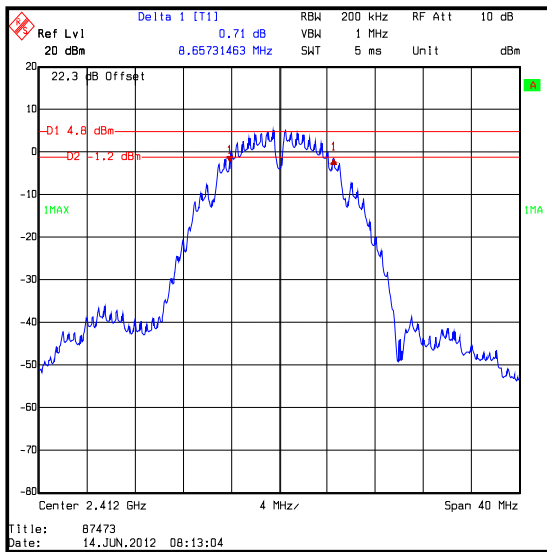
**Environmental Conditions:**

|                               |          |
|-------------------------------|----------|
| <b>Temperature (°C):</b>      | 23 to 27 |
| <b>Relative Humidity (%):</b> | 31 to 40 |

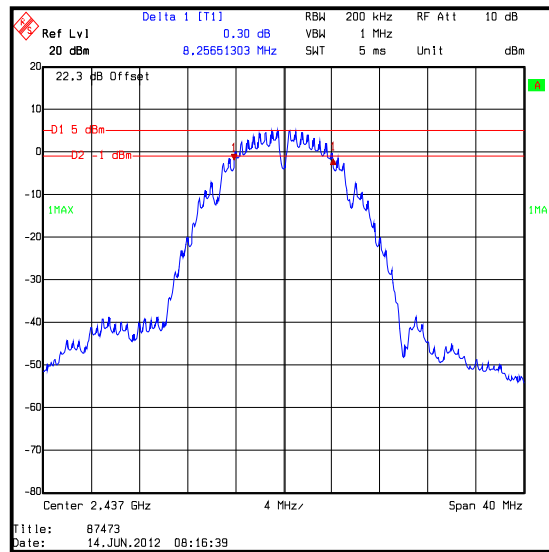
**Transmitter 6 dB Bandwidth (continued)**

**Results: 802.11b / 1 Mbps**

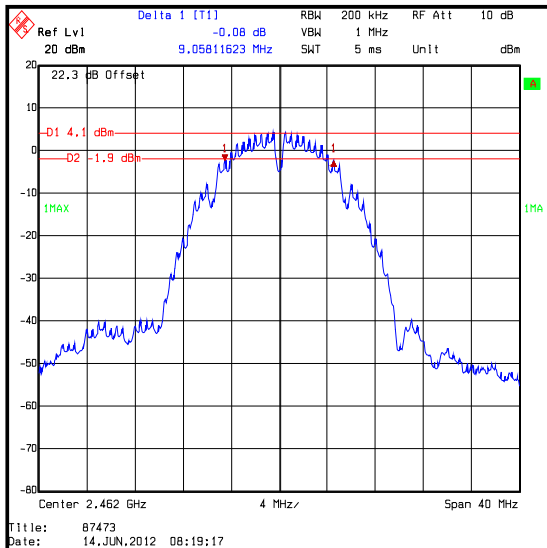
| Channel | 6 dB Bandwidth (MHz) | Limit (MHz) | Margin (MHz) | Result   |
|---------|----------------------|-------------|--------------|----------|
| Bottom  | 8.657                | ≥0.5        | 8.157        | Complied |
| Middle  | 8.257                | ≥0.5        | 7.757        | Complied |
| Top     | 9.058                | ≥0.5        | 8.558        | Complied |



**Bottom channel**



**Middle channel**

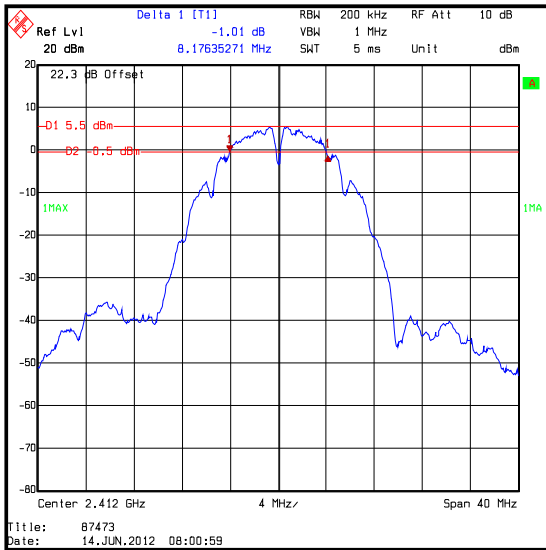


**Top channel**

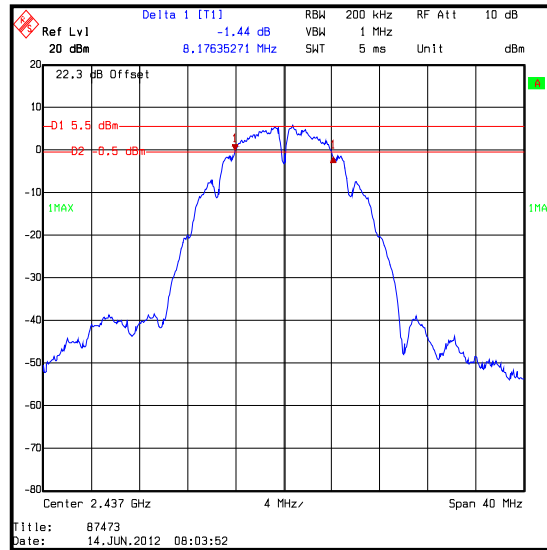
**Transmitter 6 dB Bandwidth (continued)**

**Results: 802.11b / 2 Mbps**

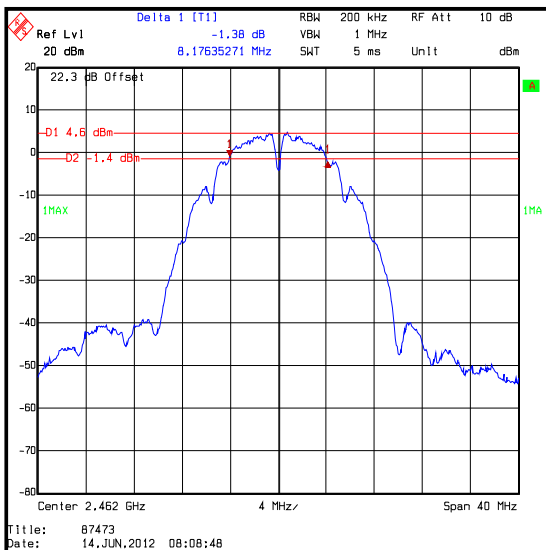
| Channel | 6 dB Bandwidth (MHz) | Limit (MHz) | Margin (MHz) | Result   |
|---------|----------------------|-------------|--------------|----------|
| Bottom  | 8.176                | ≥0.5        | 7.676        | Complied |
| Middle  | 8.176                | ≥0.5        | 7.676        | Complied |
| Top     | 8.176                | ≥0.5        | 7.676        | Complied |



**Bottom channel**



**Middle channel**



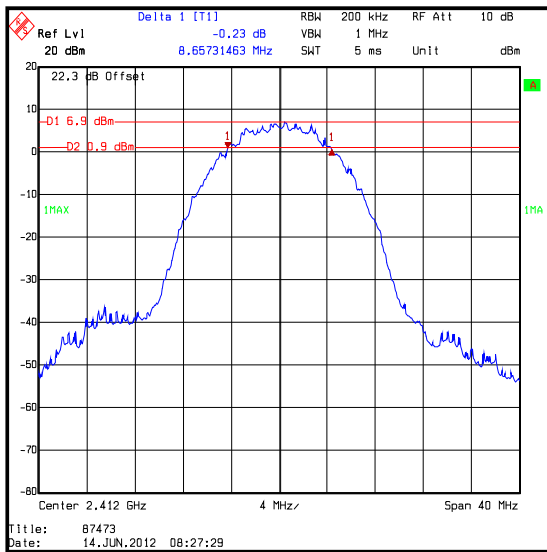
**Top channel**



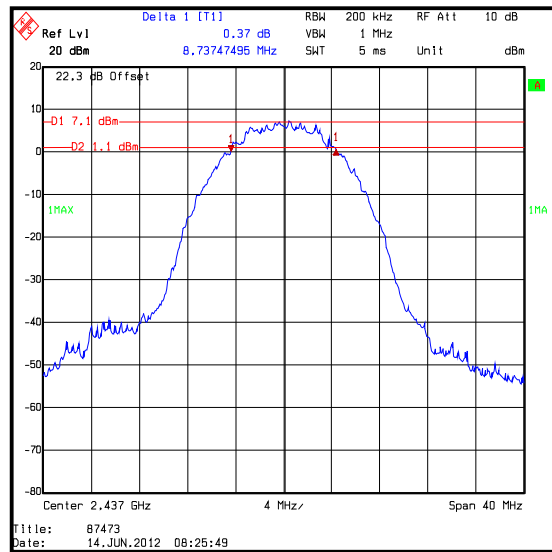
**Transmitter 6 dB Bandwidth (continued)**

**Results: 802.11b / 5.5 Mbps**

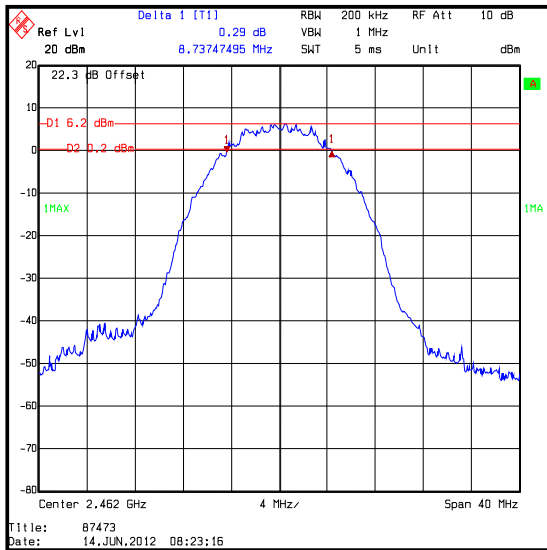
| Channel | 6 dB Bandwidth (MHz) | Limit (MHz) | Margin (MHz) | Result   |
|---------|----------------------|-------------|--------------|----------|
| Bottom  | 8.657                | ≥0.5        | 8.157        | Complied |
| Middle  | 8.737                | ≥0.5        | 8.237        | Complied |
| Top     | 8.737                | ≥0.5        | 8.237        | Complied |



**Bottom channel**



**Middle channel**

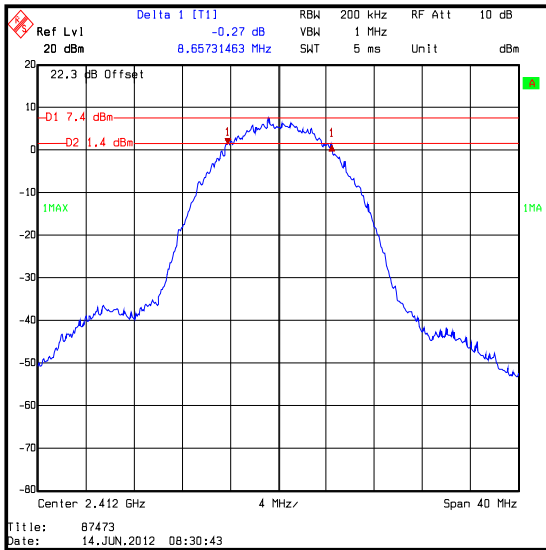


**Top channel**

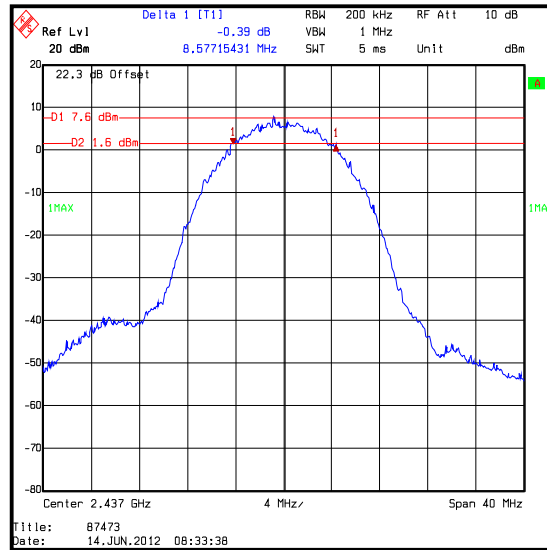
**Transmitter 6 dB Bandwidth (continued)**

**Results: 802.11b / 11 Mbps**

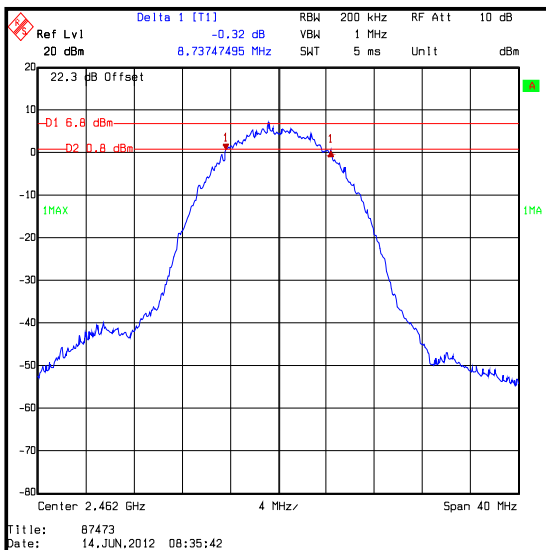
| Channel | 6 dB Bandwidth (MHz) | Limit (MHz) | Margin (MHz) | Result   |
|---------|----------------------|-------------|--------------|----------|
| Bottom  | 8.657                | ≥0.5        | 8.157        | Complied |
| Middle  | 8.577                | ≥0.5        | 8.077        | Complied |
| Top     | 8.737                | ≥0.5        | 8.237        | Complied |



**Bottom channel**



**Middle channel**

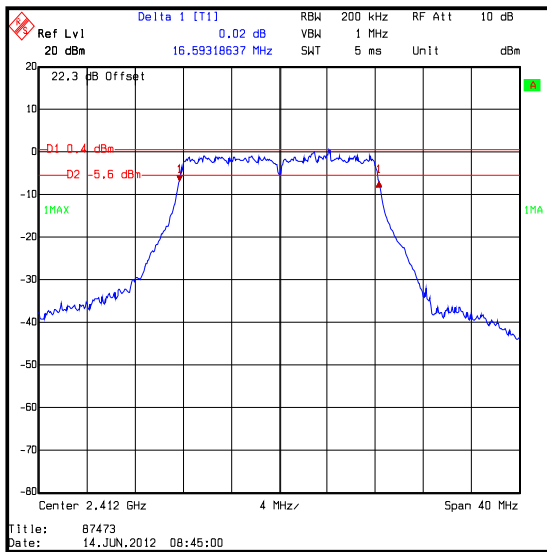


**Top channel**

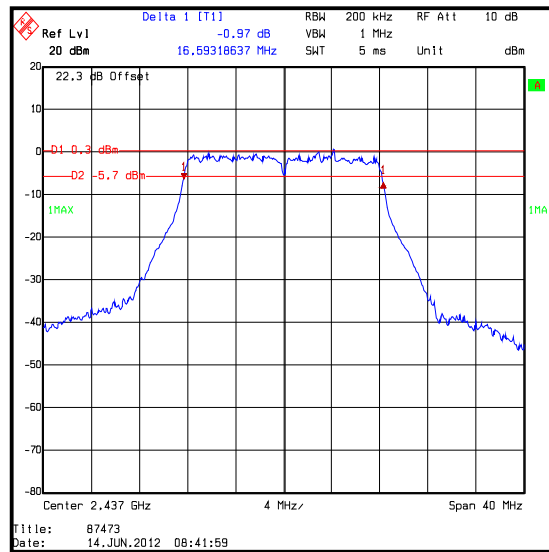
**Transmitter 6 dB Bandwidth (continued)**

**Results: 802.11g / 6 Mbps**

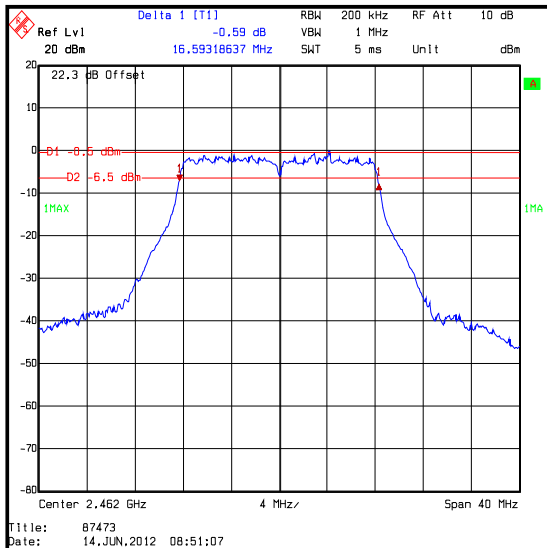
| Channel | 6 dB Bandwidth (MHz) | Limit (MHz) | Margin (MHz) | Result   |
|---------|----------------------|-------------|--------------|----------|
| Bottom  | 16.593               | ≥0.5        | 16.093       | Complied |
| Middle  | 16.593               | ≥0.5        | 16.093       | Complied |
| Top     | 16.593               | ≥0.5        | 16.093       | Complied |



**Bottom channel**



**Middle channel**

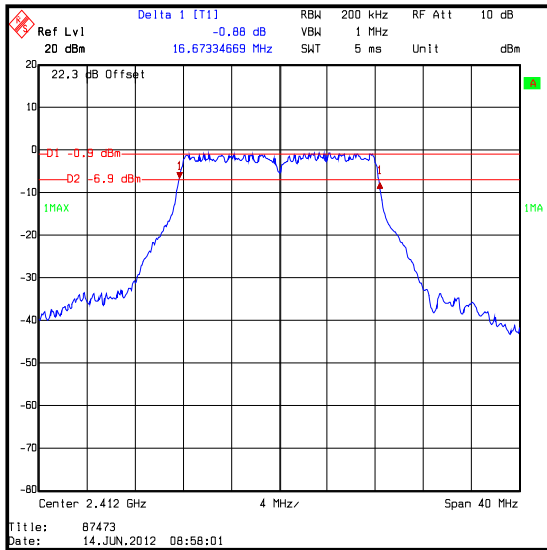


**Top channel**

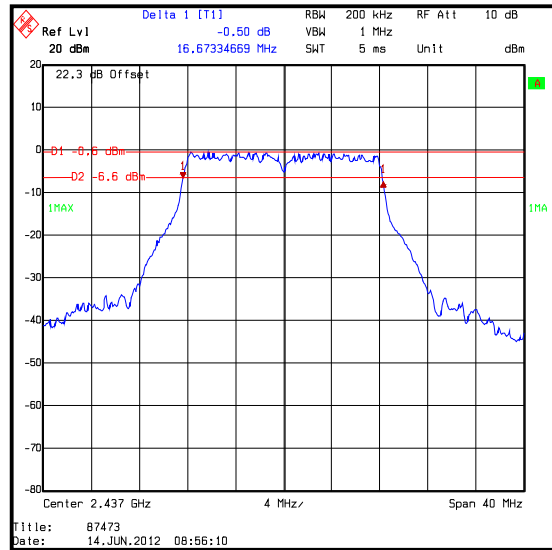
**Transmitter 6 dB Bandwidth (continued)**

**Results: 802.11g / 9 Mbps**

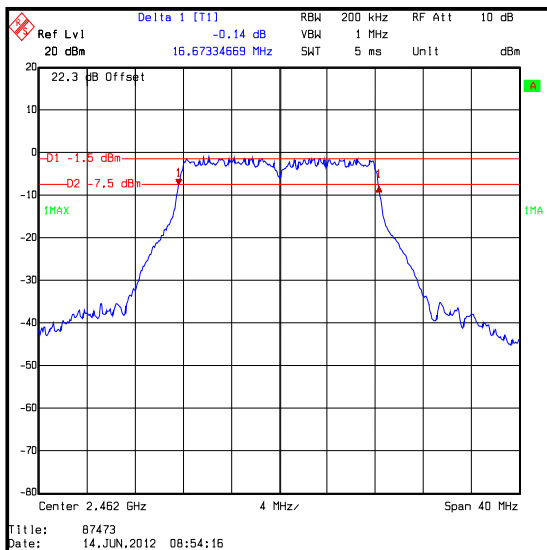
| Channel | 6 dB Bandwidth (MHz) | Limit (MHz) | Margin (MHz) | Result   |
|---------|----------------------|-------------|--------------|----------|
| Bottom  | 16.673               | ≥0.5        | 16.173       | Complied |
| Middle  | 16.673               | ≥0.5        | 16.173       | Complied |
| Top     | 16.673               | ≥0.5        | 16.173       | Complied |



**Bottom channel**



**Middle channel**

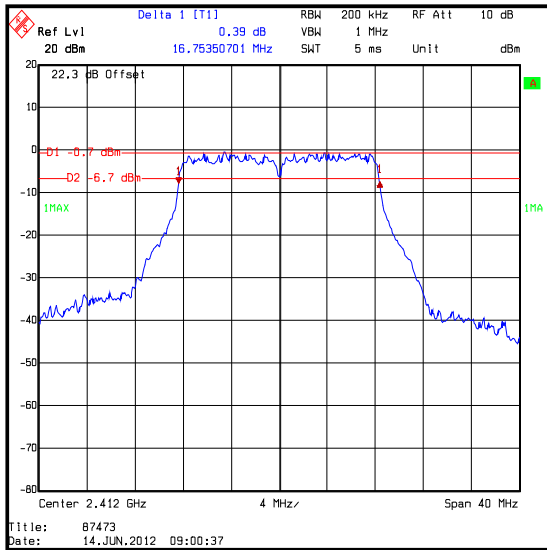


**Top channel**

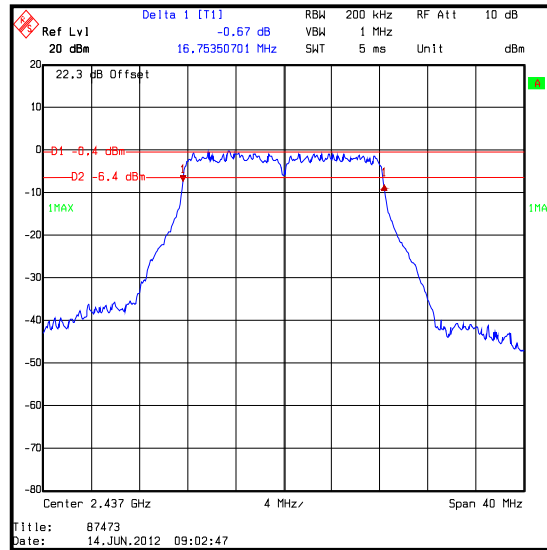
**Transmitter 6 dB Bandwidth (continued)**

**Results: 802.11g / 12 Mbps**

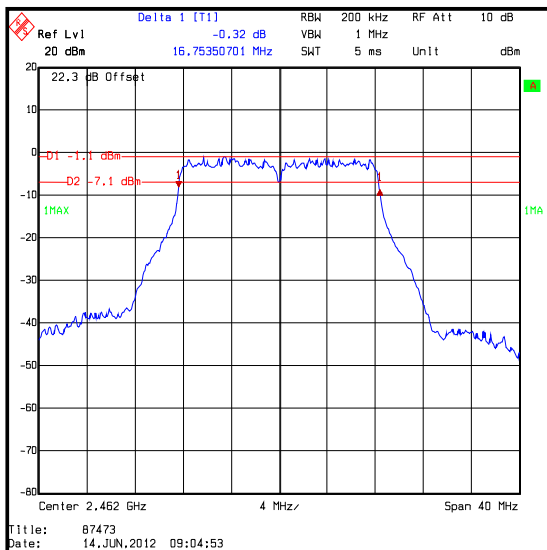
| Channel | 6 dB Bandwidth (MHz) | Limit (MHz) | Margin (MHz) | Result   |
|---------|----------------------|-------------|--------------|----------|
| Bottom  | 16.753               | ≥0.5        | 16.253       | Complied |
| Middle  | 16.753               | ≥0.5        |              | Complied |
| Top     | 16.753               | ≥0.5        | 16.253       | Complied |



**Bottom channel**



**Middle channel**

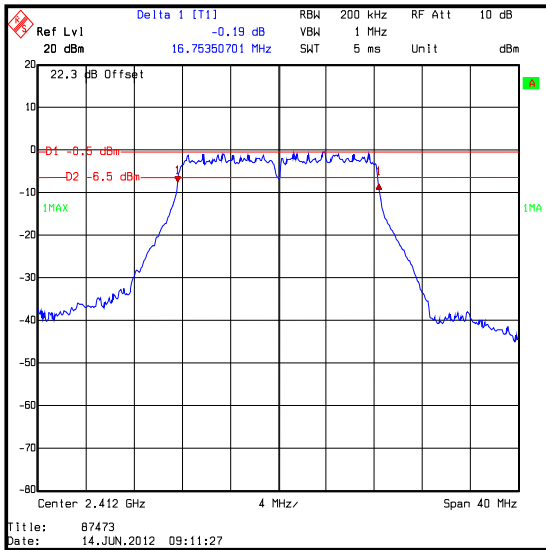


**Top channel**

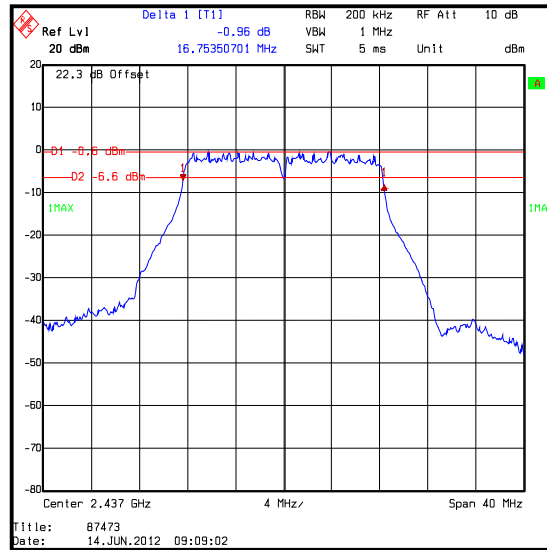
**Transmitter 6 dB Bandwidth (continued)**

**Results: 802.11g / 18 Mbps**

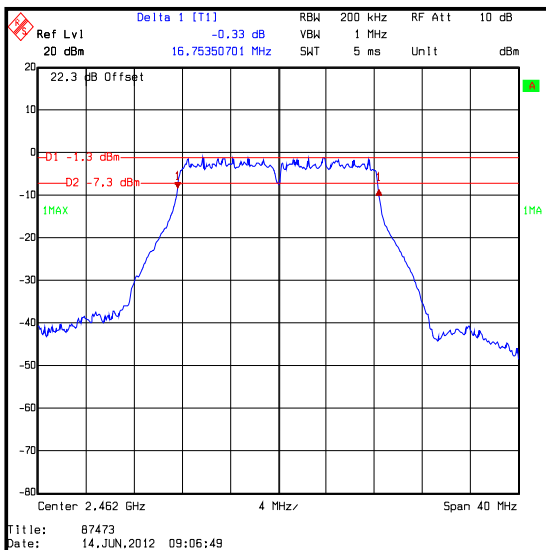
| Channel | 6 dB Bandwidth (MHz) | Limit (MHz) | Margin (MHz) | Result   |
|---------|----------------------|-------------|--------------|----------|
| Bottom  | 16.753               | ≥0.5        | 16.253       | Complied |
| Middle  | 16.753               | ≥0.5        | 16.253       | Complied |
| Top     | 16.753               | ≥0.5        | 16.253       | Complied |



**Bottom channel**



**Middle channel**

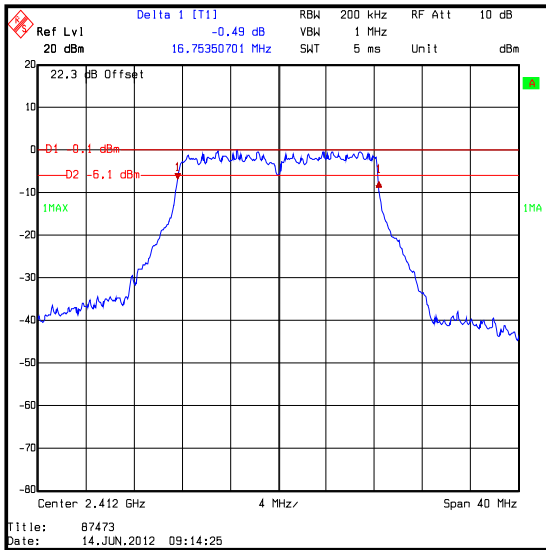


**Top channel**

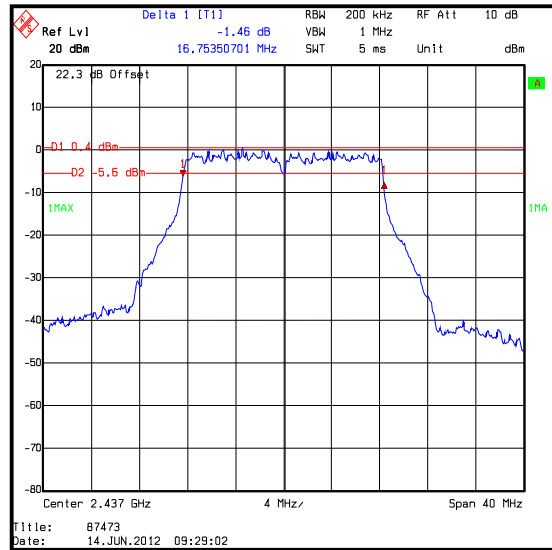
**Transmitter 6 dB Bandwidth (continued)**

**Results: 802.11g / 24 Mbps**

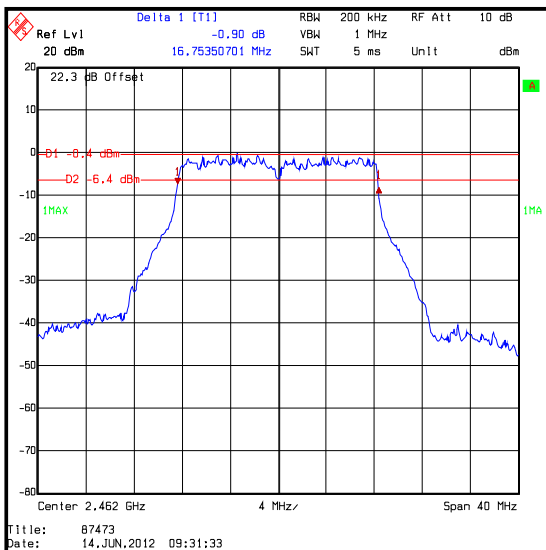
| Channel | 6 dB Bandwidth (MHz) | Limit (MHz) | Margin (MHz) | Result   |
|---------|----------------------|-------------|--------------|----------|
| Bottom  | 16.753               | ≥0.5        | 16.253       | Complied |
| Middle  | 16.753               | ≥0.5        | 16.253       | Complied |
| Top     | 16.753               | ≥0.5        | 16.253       | Complied |



**Bottom channel**



**Middle channel**

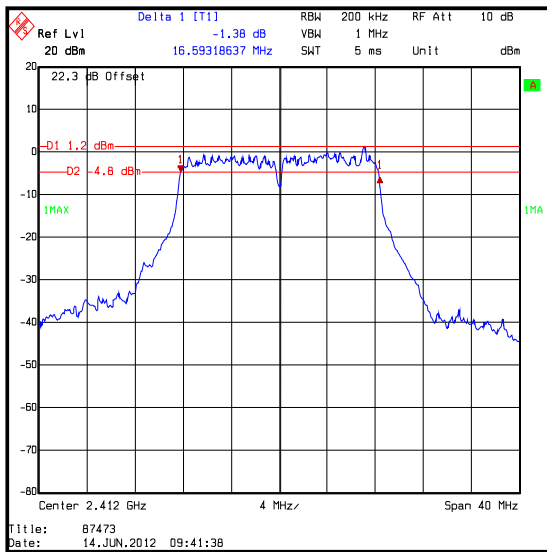


**Top channel**

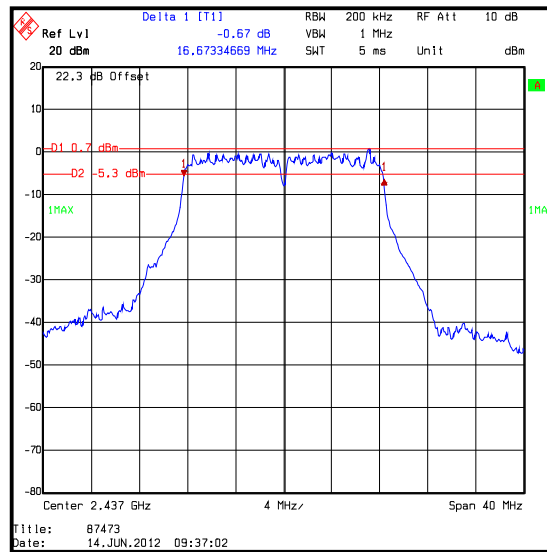
**Transmitter 6 dB Bandwidth (continued)**

**Results: 802.11g / 36 Mbps**

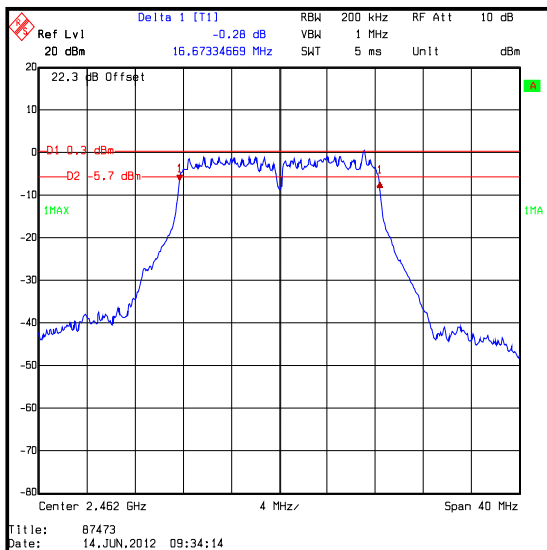
| Channel | 6 dB Bandwidth (MHz) | Limit (MHz) | Margin (MHz) | Result   |
|---------|----------------------|-------------|--------------|----------|
| Bottom  | 16.593               | ≥0.5        | 16.093       | Complied |
| Middle  | 16.673               | ≥0.5        | 16.173       | Complied |
| Top     | 16.673               | ≥0.5        | 16.173       | Complied |



**Bottom channel**



**Middle channel**



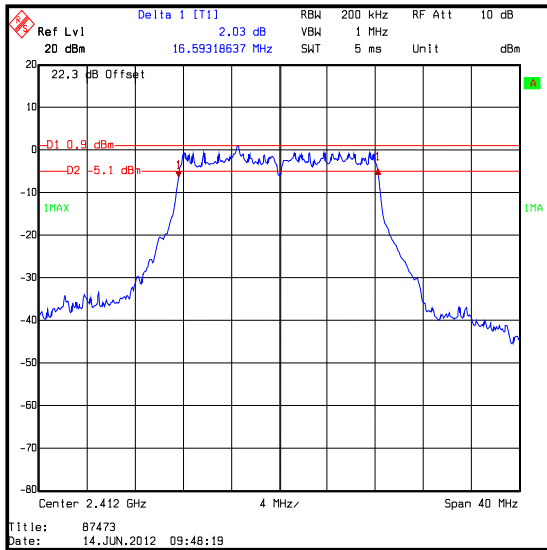
**Top channel**



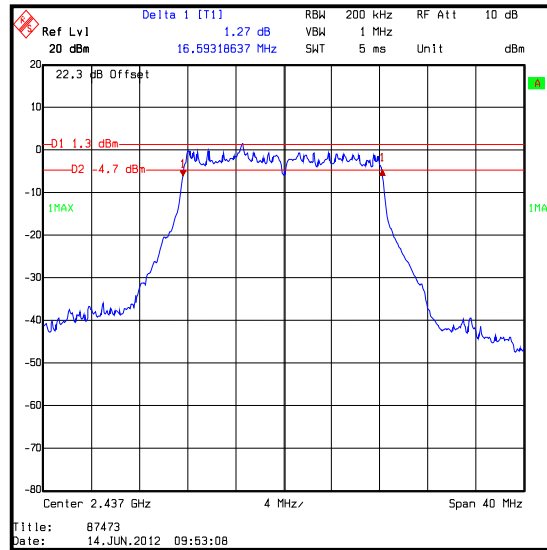
**Transmitter 6 dB Bandwidth (continued)**

**Results: 802.11g / 48 Mbps**

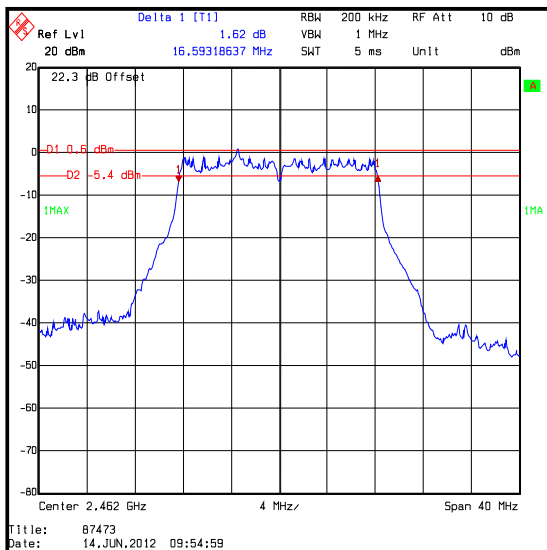
| Channel | 6 dB Bandwidth (MHz) | Limit (MHz) | Margin (MHz) | Result   |
|---------|----------------------|-------------|--------------|----------|
| Bottom  | 16.593               | ≥0.5        | 16.093       | Complied |
| Middle  | 16.593               | ≥0.5        | 16.093       | Complied |
| Top     | 16.593               | ≥0.5        | 16.093       | Complied |



**Bottom channel**



**Middle channel**

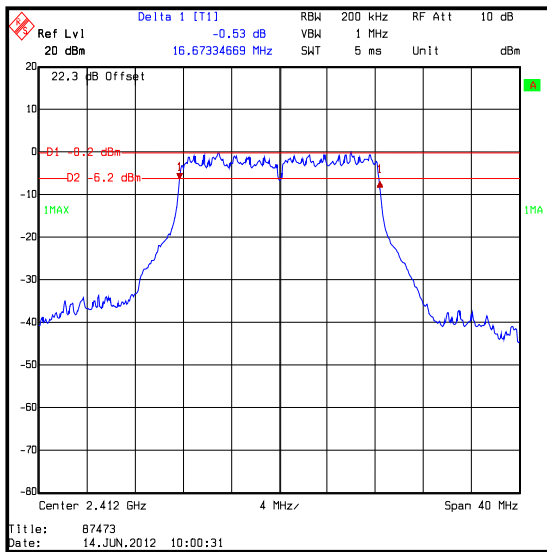


**Top channel**

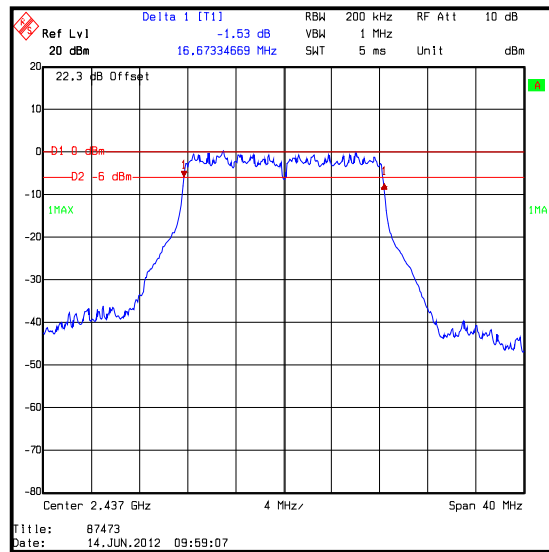
**Transmitter 6 dB Bandwidth (continued)**

**Results: 802.11g / 54 Mbps**

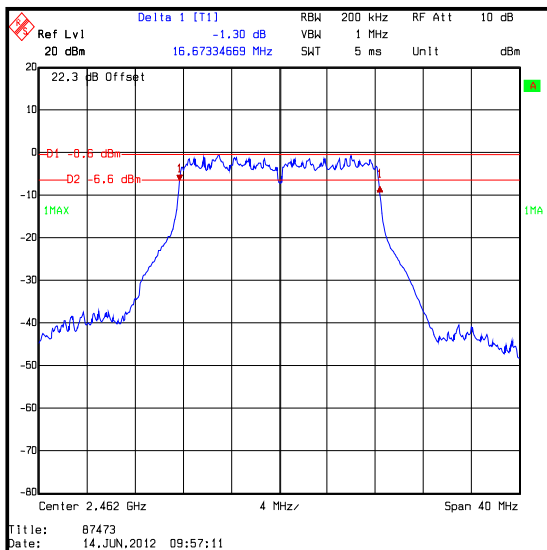
| Channel | 6 dB Bandwidth (MHz) | Limit (MHz) | Margin (MHz) | Result   |
|---------|----------------------|-------------|--------------|----------|
| Bottom  | 16.673               | ≥0.5        | 16.173       | Complied |
| Middle  | 16.673               | ≥0.5        | 16.173       | Complied |
| Top     | 16.673               | ≥0.5        | 16.173       | Complied |



**Bottom channel**



**Middle channel**

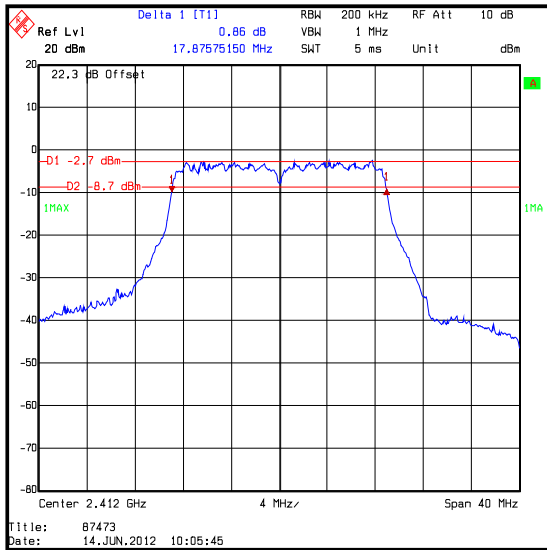


**Top channel**

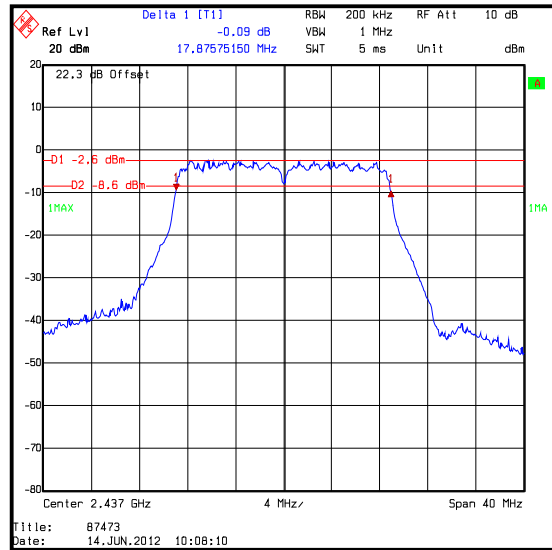
**Transmitter 6 dB Bandwidth (continued)**

**Results: 802.11n / 20 MHz / 6.5 Mbps**

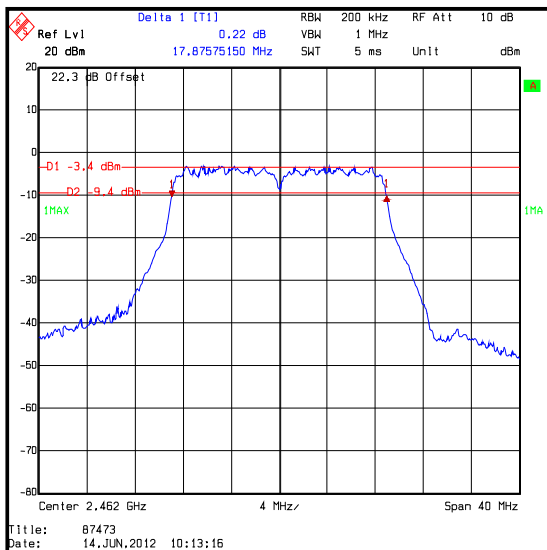
| Channel | 6 dB Bandwidth (MHz) | Limit (MHz) | Margin (MHz) | Result   |
|---------|----------------------|-------------|--------------|----------|
| Bottom  | 17.876               | ≥0.5        | 17.376       | Complied |
| Middle  | 17.876               | ≥0.5        | 17.376       | Complied |
| Top     | 17.876               | ≥0.5        | 17.376       | Complied |



**Bottom channel**



**Middle channel**

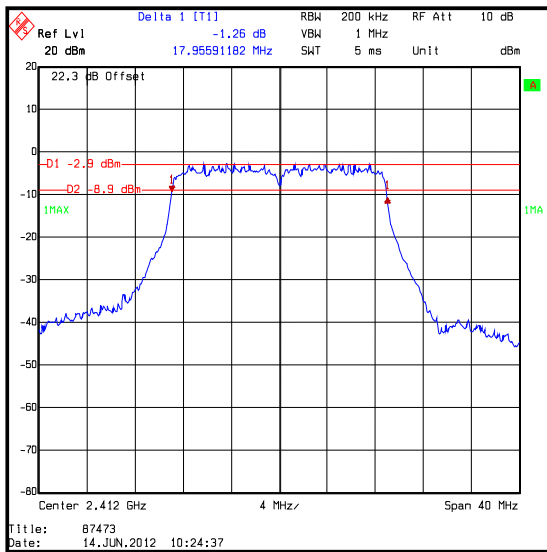


**Top channel**

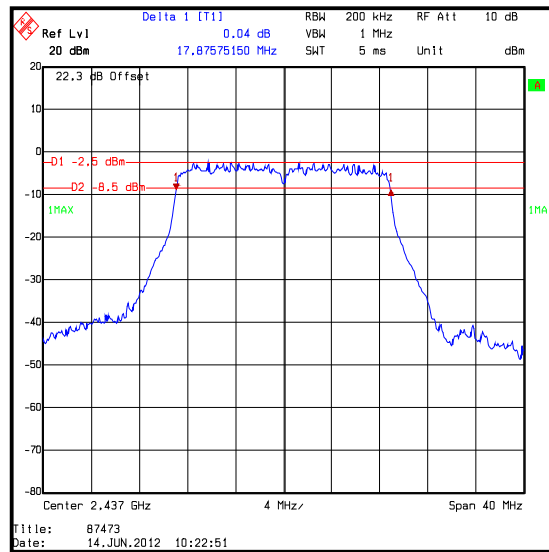
**Transmitter 6 dB Bandwidth (continued)**

**Results: 802.11n / 20 MHz / 13 Mbps**

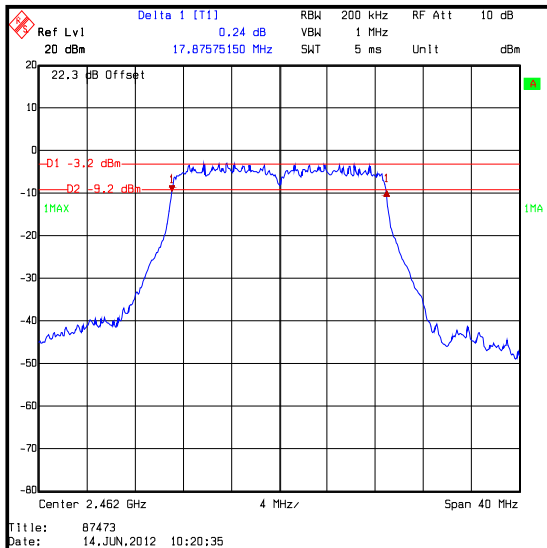
| Channel | 6 dB Bandwidth (MHz) | Limit (MHz) | Margin (MHz) | Result   |
|---------|----------------------|-------------|--------------|----------|
| Bottom  | 17.956               | ≥0.5        | 17.456       | Complied |
| Middle  | 17.876               | ≥0.5        | 17.376       | Complied |
| Top     | 17.876               | ≥0.5        | 17.376       | Complied |



**Bottom channel**



**Middle channel**

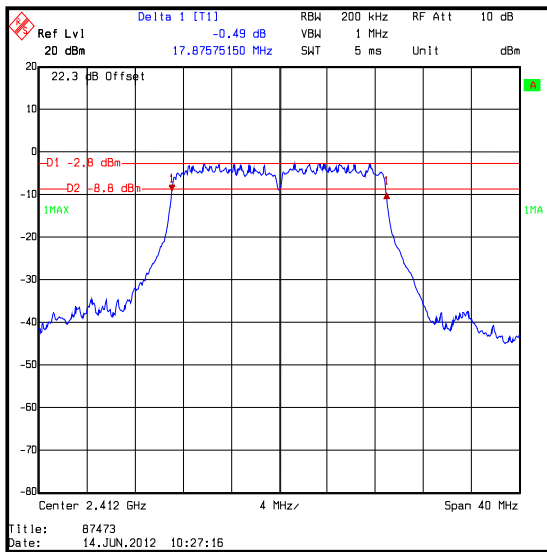


**Top channel**

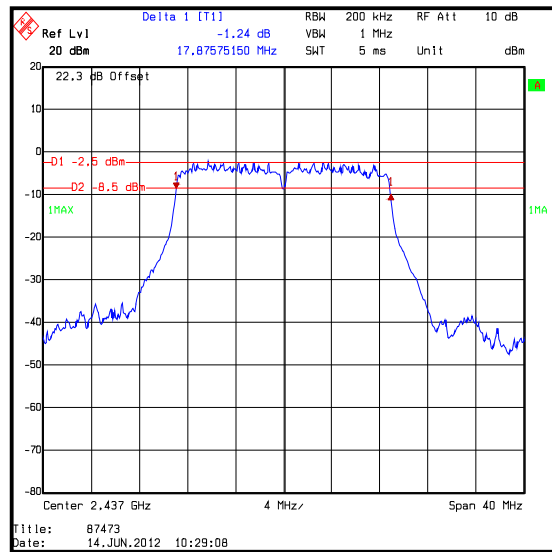
**Transmitter 6 dB Bandwidth (continued)**

**Results: 802.11n / 20 MHz / 19.5 Mbps**

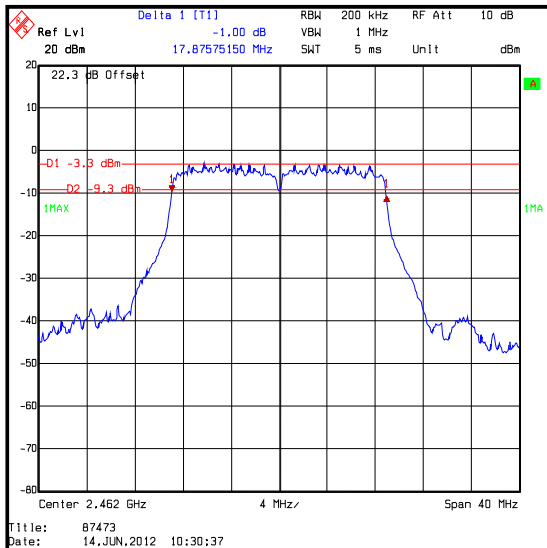
| Channel | 6 dB Bandwidth (MHz) | Limit (MHz) | Margin (MHz) | Result   |
|---------|----------------------|-------------|--------------|----------|
| Bottom  | 17.876               | ≥0.5        | 17.376       | Complied |
| Middle  | 17.876               | ≥0.5        | 17.376       | Complied |
| Top     | 17.876               | ≥0.5        | 17.376       | Complied |



**Bottom channel**



**Middle channel**

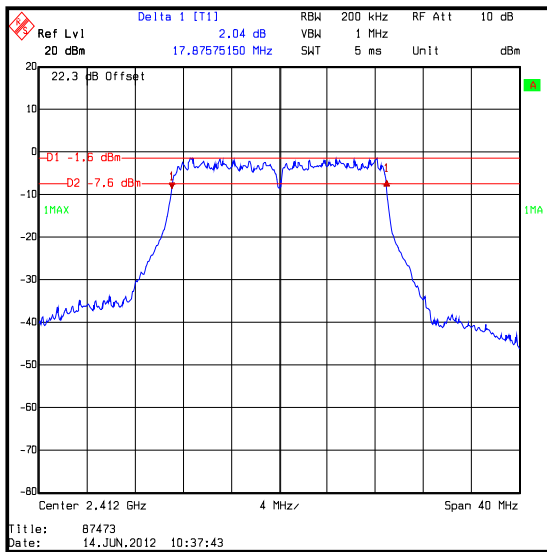


**Top channel**

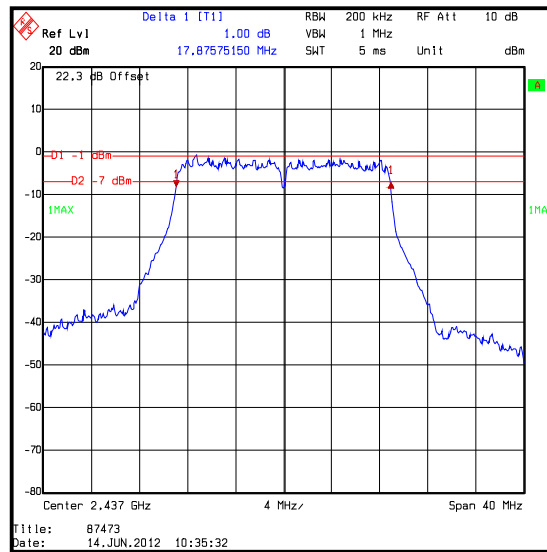
**Transmitter 6 dB Bandwidth (continued)**

**Results: 802.11n / 20 MHz / 26 Mbps**

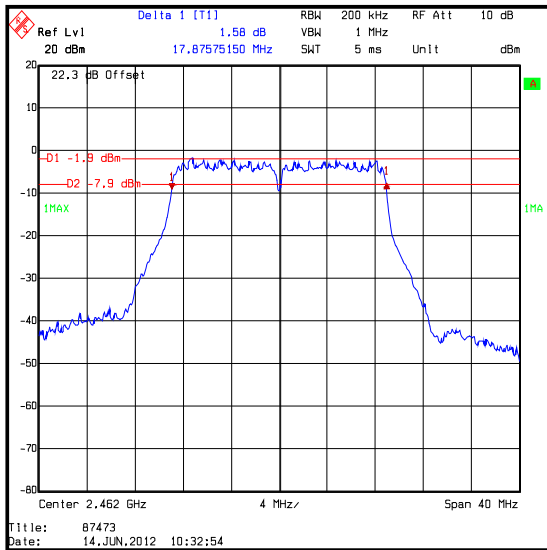
| Channel | 6 dB Bandwidth (MHz) | Limit (MHz) | Margin (MHz) | Result   |
|---------|----------------------|-------------|--------------|----------|
| Bottom  | 17.876               | ≥0.5        | 17.376       | Complied |
| Middle  | 17.876               | ≥0.5        | 17.376       | Complied |
| Top     | 17.876               | ≥0.5        | 17.376       | Complied |



**Bottom channel**



**Middle channel**

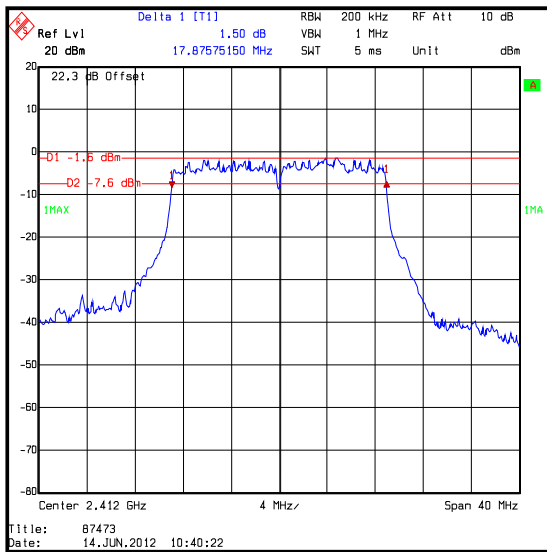


**Top channel**

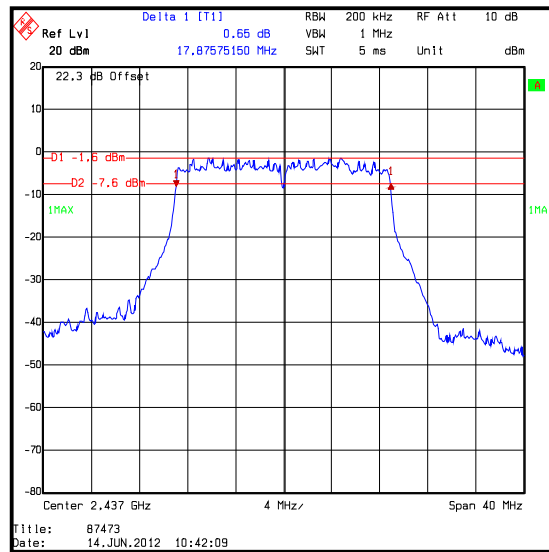
**Transmitter 6 dB Bandwidth (continued)**

**Results: 802.11n / 20 MHz / 39 Mbps**

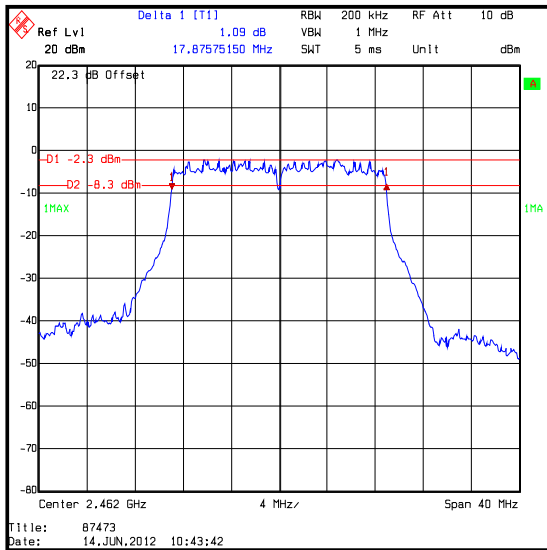
| Channel | 6 dB Bandwidth (MHz) | Limit (MHz) | Margin (MHz) | Result   |
|---------|----------------------|-------------|--------------|----------|
| Bottom  | 17.876               | ≥0.5        | 17.376       | Complied |
| Middle  | 17.876               | ≥0.5        | 17.376       | Complied |
| Top     | 17.876               | ≥0.5        | 17.376       | Complied |



**Bottom channel**



**Middle channel**

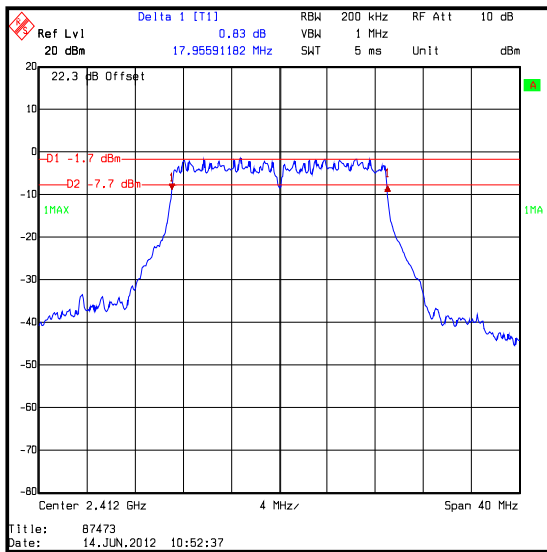


**Top channel**

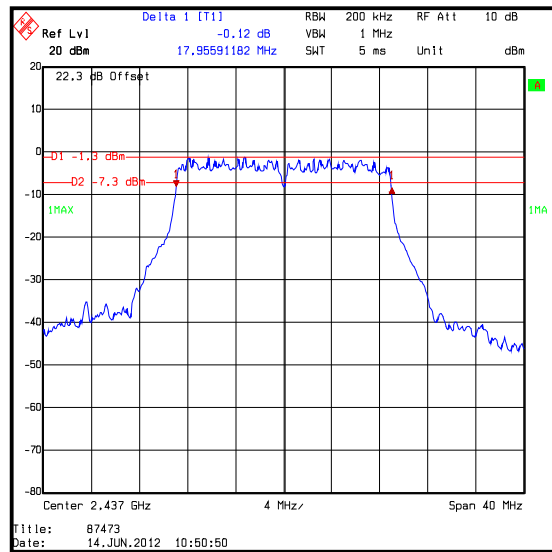
**Transmitter 6 dB Bandwidth (continued)**

**Results: 802.11n / 20 MHz / 52 Mbps**

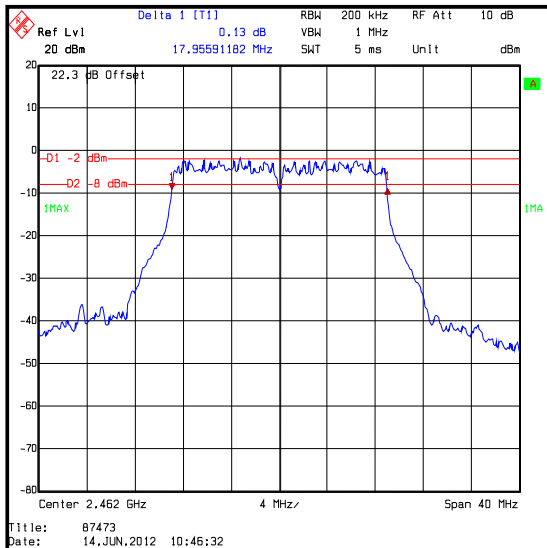
| Channel | 6 dB Bandwidth (MHz) | Limit (MHz) | Margin (MHz) | Result   |
|---------|----------------------|-------------|--------------|----------|
| Bottom  | 17.956               | ≥0.5        | 17.456       | Complied |
| Middle  | 17.956               | ≥0.5        | 17.456       | Complied |
| Top     | 17.956               | ≥0.5        | 17.456       | Complied |



**Bottom channel**



**Middle channel**



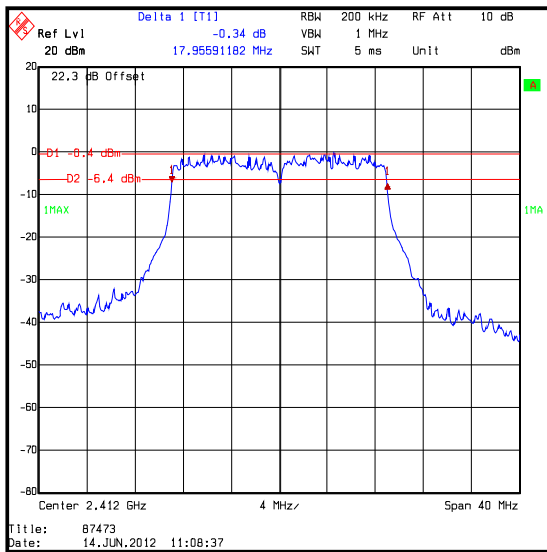
**Top channel**



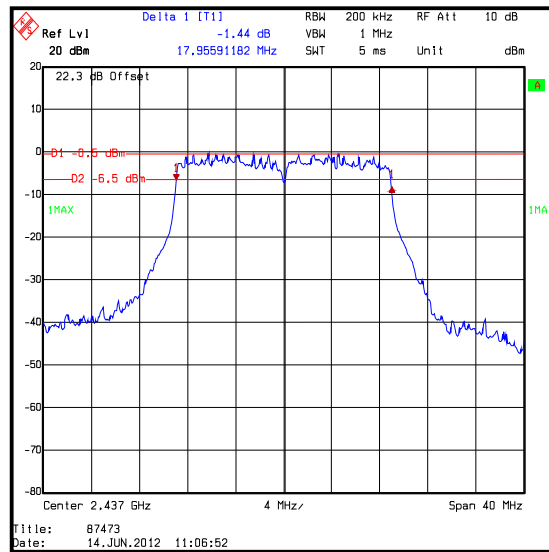
**Transmitter 6 dB Bandwidth (continued)**

**Results: 802.11n / 20 MHz / 58.5 Mbps**

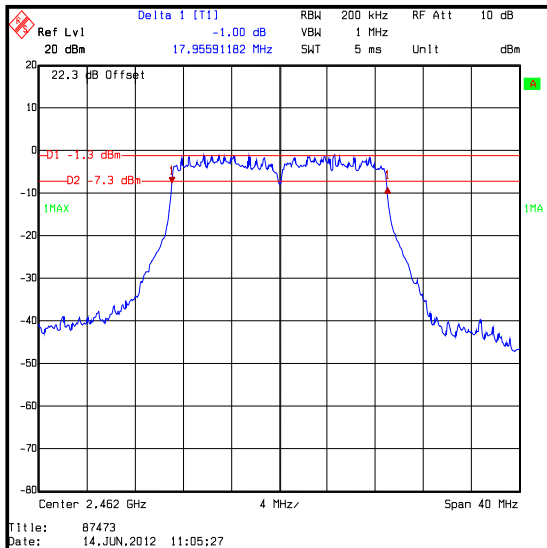
| Channel | 6 dB Bandwidth (MHz) | Limit (MHz) | Margin (MHz) | Result   |
|---------|----------------------|-------------|--------------|----------|
| Bottom  | 17.956               | ≥0.5        | 17.456       | Complied |
| Middle  | 17.956               | ≥0.5        | 17.456       | Complied |
| Top     | 17.956               | ≥0.5        | 17.456       | Complied |



**Bottom channel**



**Middle channel**

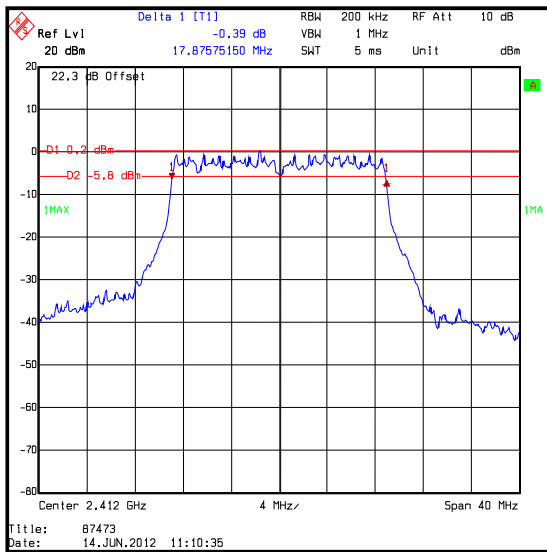


**Top channel**

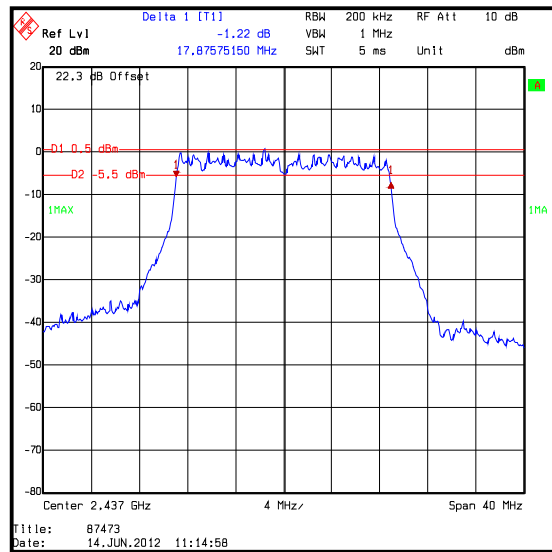
**Transmitter 6 dB Bandwidth (continued)**

**Results: 802.11n / 20 MHz / 65 Mbps**

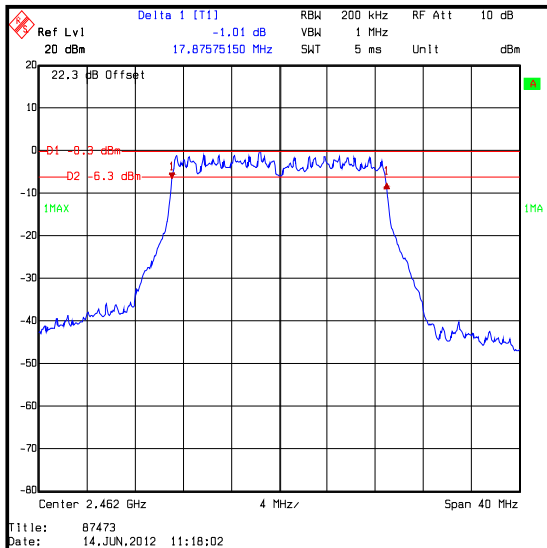
| Channel | 6 dB Bandwidth (MHz) | Limit (MHz) | Margin (MHz) | Result   |
|---------|----------------------|-------------|--------------|----------|
| Bottom  | 17.876               | ≥0.5        | 17.376       | Complied |
| Middle  | 17.876               | ≥0.5        | 17.376       | Complied |
| Top     | 17.876               | ≥0.5        | 17.376       | Complied |



**Bottom channel**



**Middle channel**

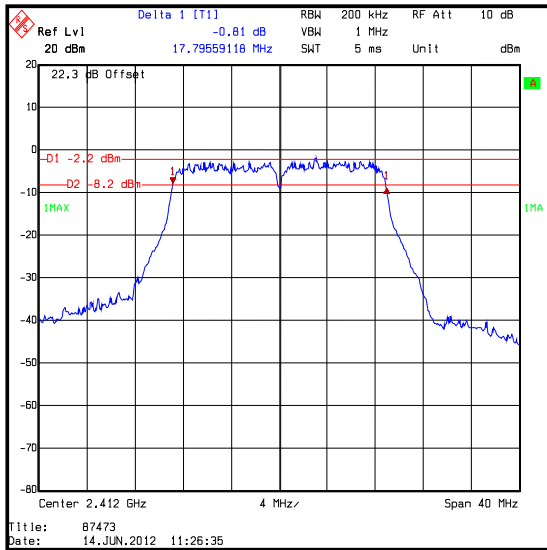


**Top channel**

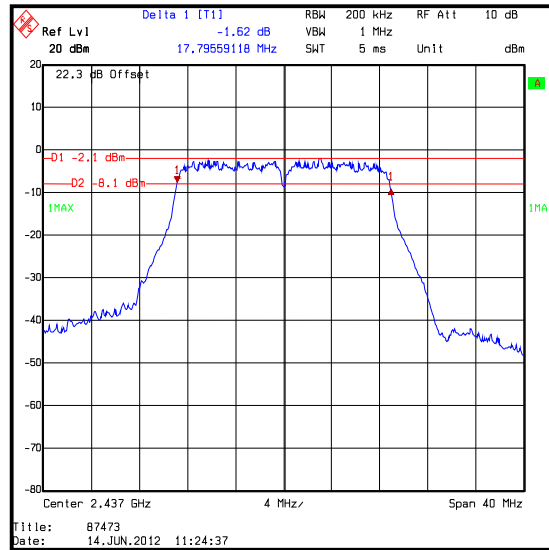
**Transmitter 6 dB Bandwidth (continued)**

**Results: 802.11n / 20 MHz / 7.2 Mbps**

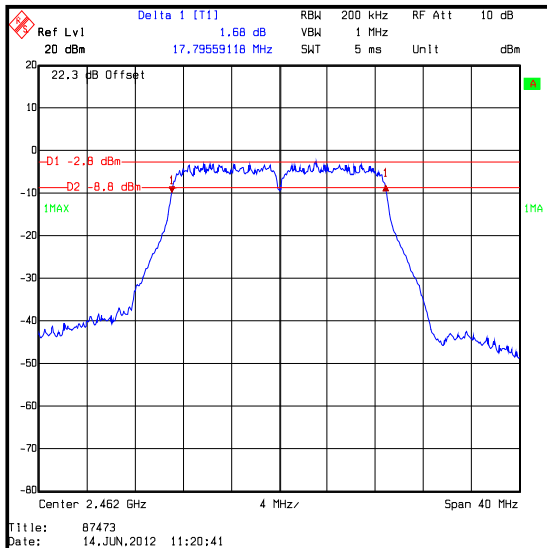
| Channel | 6 dB Bandwidth (MHz) | Limit (MHz) | Margin (MHz) | Result   |
|---------|----------------------|-------------|--------------|----------|
| Bottom  | 17.796               | ≥0.5        | 17.296       | Complied |
| Middle  | 17.796               | ≥0.5        | 17.296       | Complied |
| Top     | 17.796               | ≥0.5        | 17.296       | Complied |



**Bottom channel**



**Middle channel**

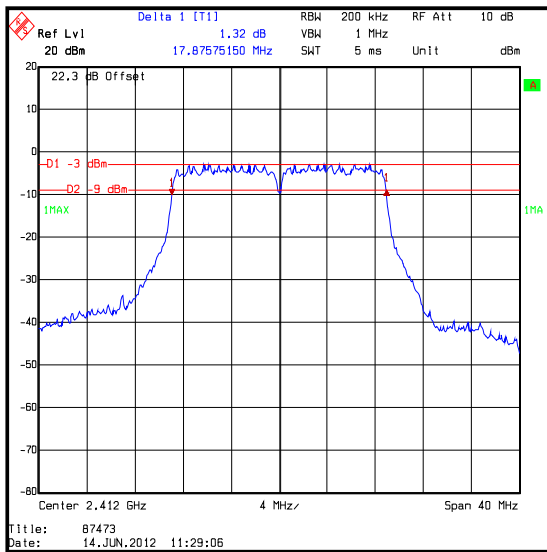


**Top channel**

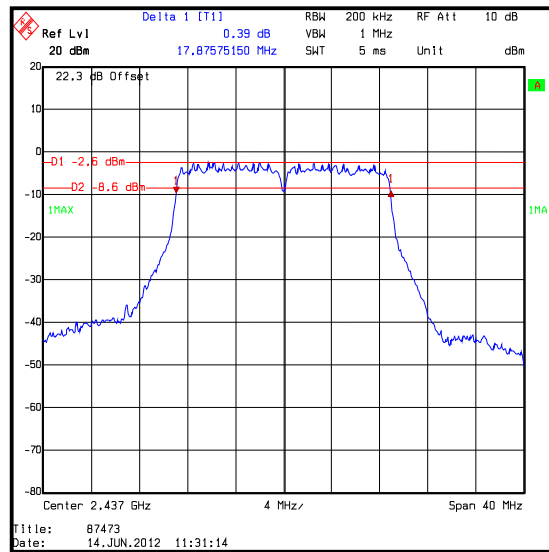
**Transmitter 6 dB Bandwidth (continued)**

**Results: 802.11n / 20 MHz / 14.4 Mbps**

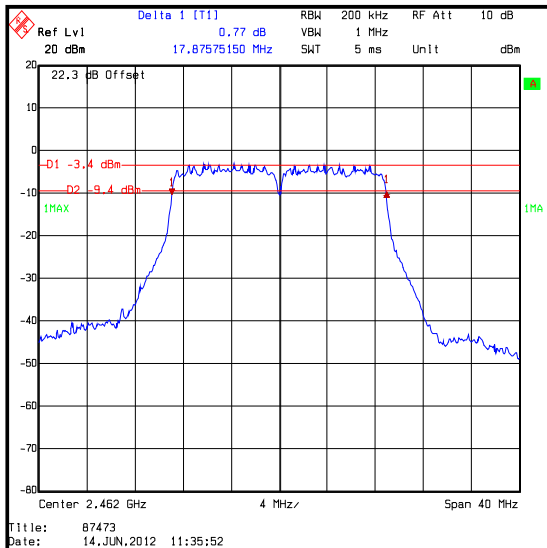
| Channel | 6 dB Bandwidth (MHz) | Limit (MHz) | Margin (MHz) | Result   |
|---------|----------------------|-------------|--------------|----------|
| Bottom  | 17.876               | ≥0.5        | 17.376       | Complied |
| Middle  | 17.876               | ≥0.5        | 17.376       | Complied |
| Top     | 17.876               | ≥0.5        | 17.376       | Complied |



**Bottom channel**



**Middle channel**

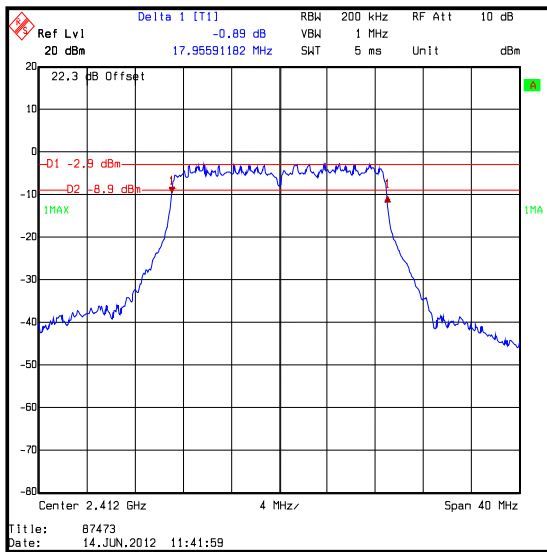


**Top channel**

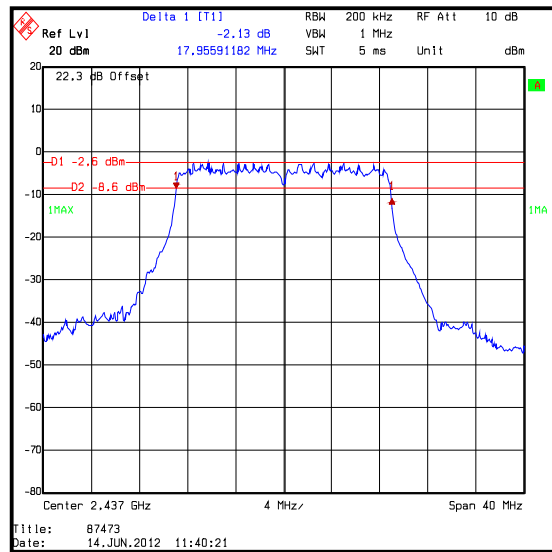
**Transmitter 6 dB Bandwidth (continued)**

**Results: 802.11n / 20 MHz / 21.7 Mbps**

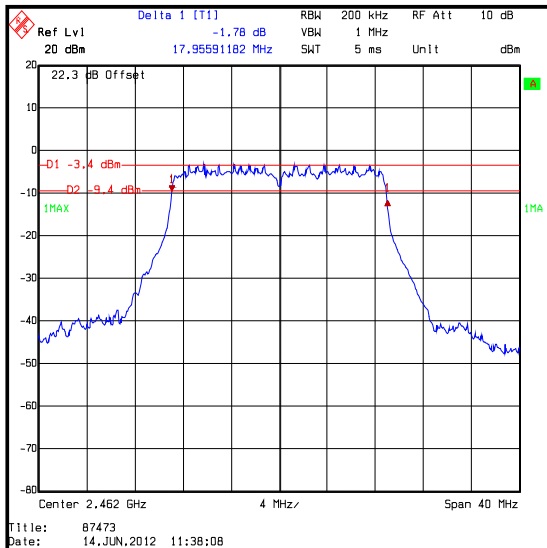
| Channel | 6 dB Bandwidth (MHz) | Limit (MHz) | Margin (MHz) | Result   |
|---------|----------------------|-------------|--------------|----------|
| Bottom  | 17.956               | ≥0.5        | 17.456       | Complied |
| Middle  | 17.956               | ≥0.5        | 17.456       | Complied |
| Top     | 17.956               | ≥0.5        | 17.456       | Complied |



**Bottom channel**



**Middle channel**

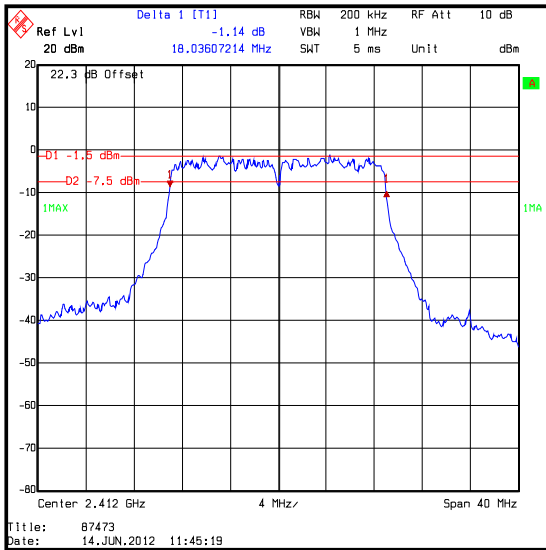


**Top channel**

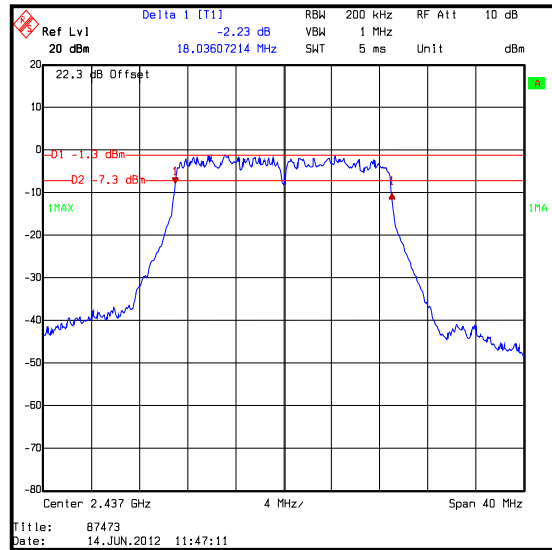
**Transmitter 6 dB Bandwidth (continued)**

**Results: 802.11n / 20 MHz / 28.9 Mbps**

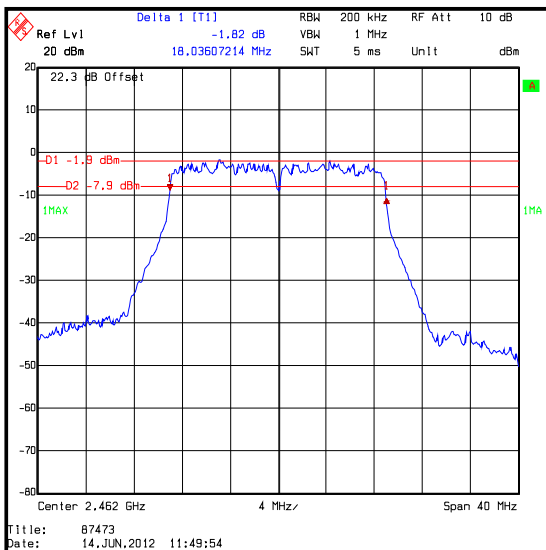
| Channel | 6 dB Bandwidth (MHz) | Limit (MHz) | Margin (MHz) | Result   |
|---------|----------------------|-------------|--------------|----------|
| Bottom  | 18.036               | ≥0.5        | 17.536       | Complied |
| Middle  | 18.036               | ≥0.5        | 17.536       | Complied |
| Top     | 18.036               | ≥0.5        | 17.536       | Complied |



**Bottom channel**



**Middle channel**

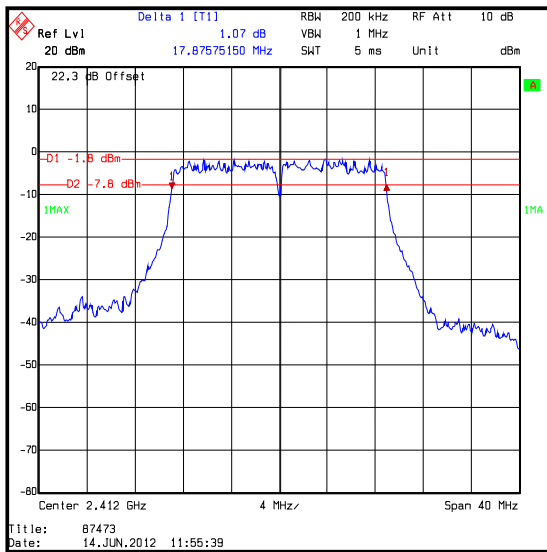


**Top channel**

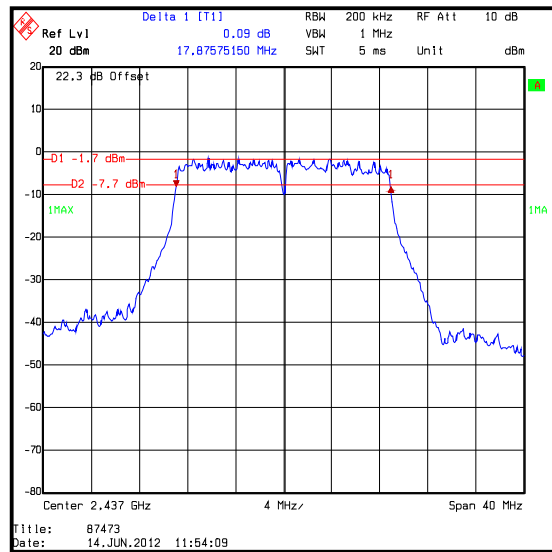
**Transmitter 6 dB Bandwidth (continued)**

**Results: 802.11n / 20 MHz / 43.3 Mbps**

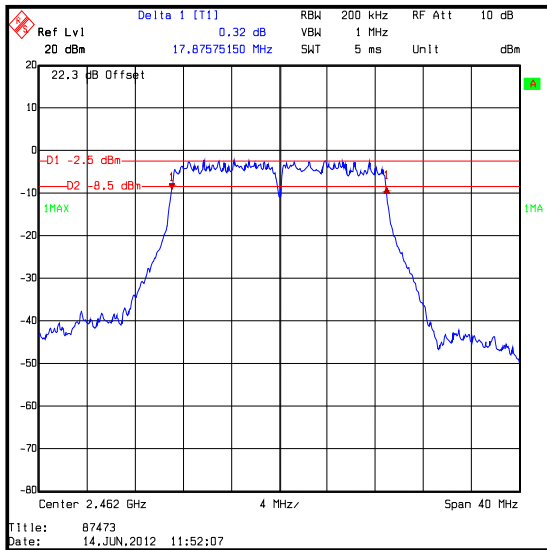
| Channel | 6 dB Bandwidth (MHz) | Limit (MHz) | Margin (MHz) | Result   |
|---------|----------------------|-------------|--------------|----------|
| Bottom  | 17.876               | ≥0.5        | 17.376       | Complied |
| Middle  | 17.876               | ≥0.5        | 17.376       | Complied |
| Top     | 17.876               | ≥0.5        | 17.376       | Complied |



**Bottom channel**



**Middle channel**

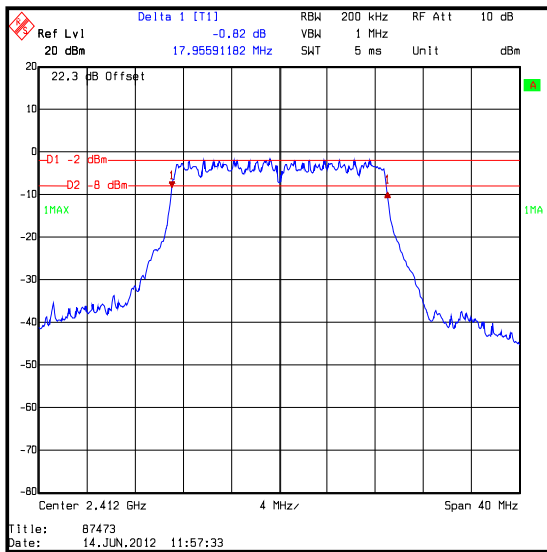


**Top channel**

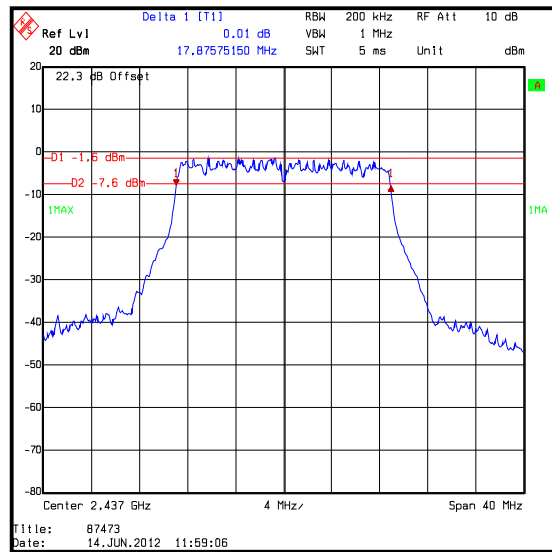
**Transmitter 6 dB Bandwidth (continued)**

**Results: 802.11n / 20 MHz / 57.8 Mbps**

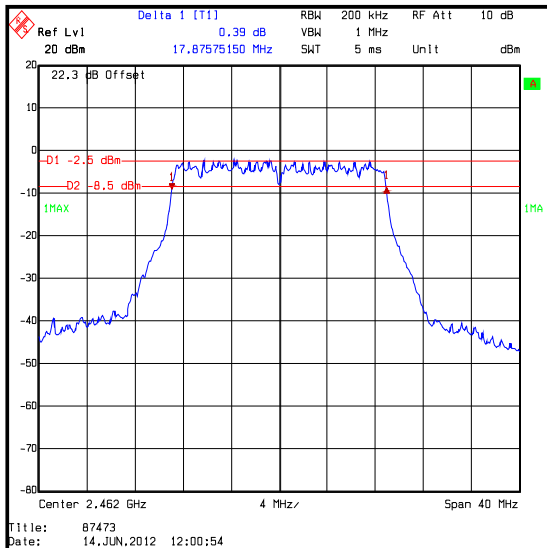
| Channel | 6 dB Bandwidth (MHz) | Limit (MHz) | Margin (MHz) | Result   |
|---------|----------------------|-------------|--------------|----------|
| Bottom  | 17.956               | ≥0.5        | 17.456       | Complied |
| Middle  | 17.876               | ≥0.5        | 17.376       | Complied |
| Top     | 17.876               | ≥0.5        | 17.376       | Complied |



**Bottom channel**



**Middle channel**



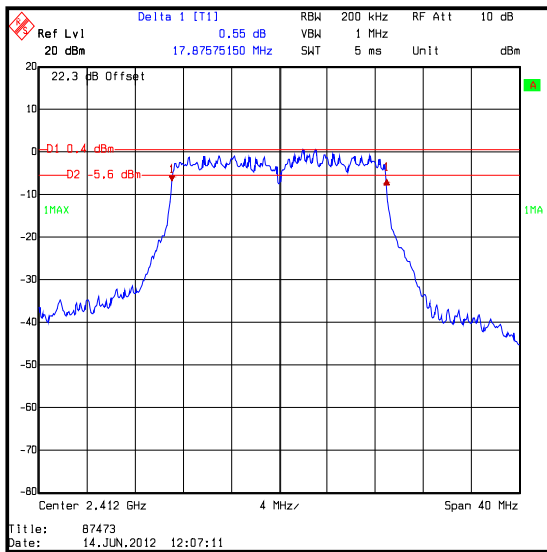
**Top channel**



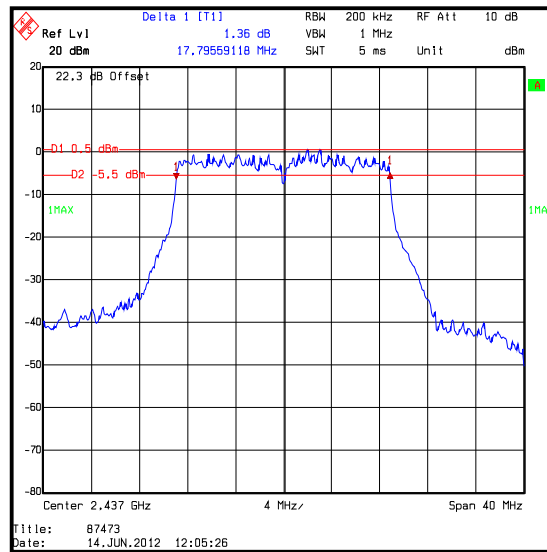
**Transmitter 6 dB Bandwidth (continued)**

**Results: 802.11n / 20 MHz / 65 Mbps**

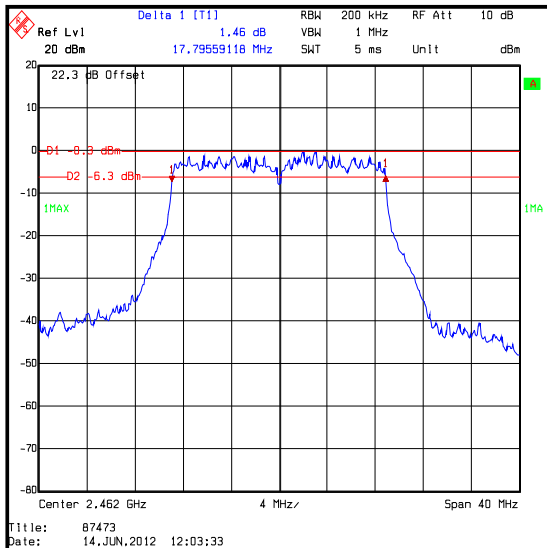
| Channel | 6 dB Bandwidth (MHz) | Limit (MHz) | Margin (MHz) | Result   |
|---------|----------------------|-------------|--------------|----------|
| Bottom  | 17.876               | ≥0.5        | 17.376       | Complied |
| Middle  | 17.796               | ≥0.5        | 17.296       | Complied |
| Top     | 17.796               | ≥0.5        | 17.296       | Complied |



**Bottom channel**



**Middle channel**

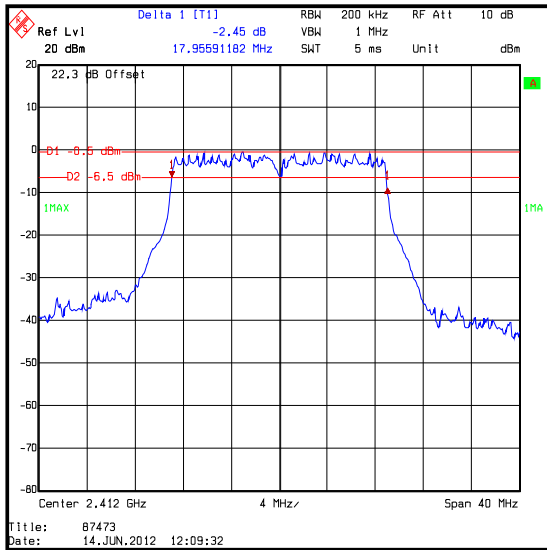


**Top channel**

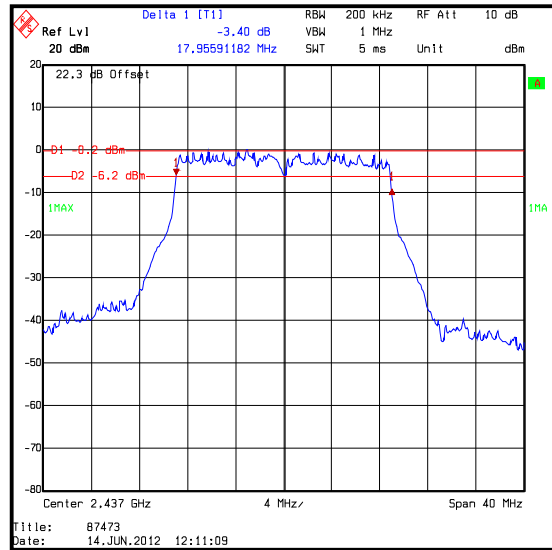
**Transmitter 6 dB Bandwidth (continued)**

**Results: 802.11n / 20 MHz / 72.2 Mbps**

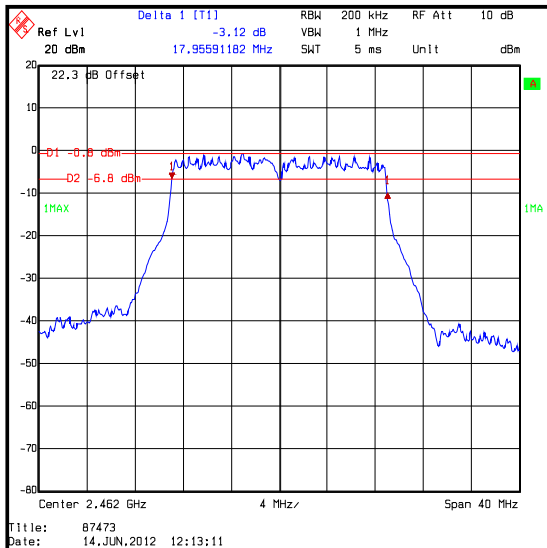
| Channel | 6 dB Bandwidth (MHz) | Limit (MHz) | Margin (MHz) | Result   |
|---------|----------------------|-------------|--------------|----------|
| Bottom  | 17.956               | ≥0.5        | 17.456       | Complied |
| Middle  | 17.956               | ≥0.5        | 17.456       | Complied |
| Top     | 17.956               | ≥0.5        | 17.456       | Complied |



**Bottom channel**



**Middle channel**



**Top channel**

**5.2.5. Transmitter Power Spectral Density****Test Summary:**

|                          |                 |                   |              |
|--------------------------|-----------------|-------------------|--------------|
| <b>Test Engineer:</b>    | Sarah Williams  | <b>Test Date:</b> | 14 June 2012 |
| <b>Test Sample IMEI:</b> | 351807050019168 |                   |              |

|                          |                              |
|--------------------------|------------------------------|
| <b>FCC Reference:</b>    | Part 15.247(e)               |
| <b>Test Method Used:</b> | FCC KDB 558074 Section 5.3.1 |

**Environmental Conditions:**

|                               |    |
|-------------------------------|----|
| <b>Temperature (°C):</b>      | 24 |
| <b>Relative Humidity (%):</b> | 40 |

**Note(s):**

1. Transmitter Power Spectral Density tests in all bands were performed using a spectrum analyser in accordance with FCC KDB 558074 Section 5.3.1 Measurement Procedure PKPSD.
2. Preliminary tests were made on one frequency for all supported data rates and modulation types to determine worst case operation. Final tests were performed on the bottom, middle and top channels.
3. In accordance with FCC KDB 558074 Section 5.3.1, the measurements were performed using a 100 kHz resolution bandwidth. A Band Width Correction Factor of 15.2 dB was then subtracted from the combined results as the limit is specified in a 3 kHz bandwidth. The correction factor (BWCF) was calculated as shown below:

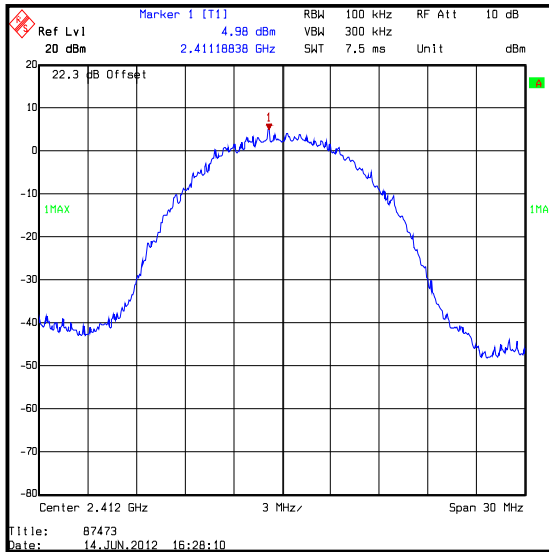
$$10 \log_{10} (3 \text{ kHz} / 100 \text{ kHz}) = -15.2 \text{ dB.}$$

**Results: 802.11b / 11 Mbps**

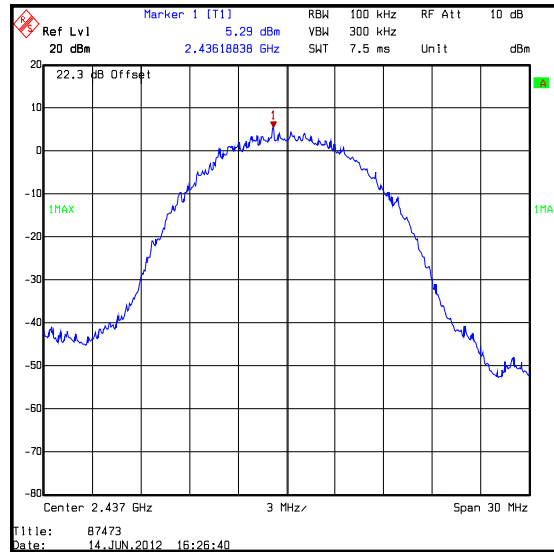
| Channel | Output Power (dBm / 100 kHz) | Output Power (dBm / 3 kHz) | Limit (dBm / 3 kHz) | Margin (dB) | Result   |
|---------|------------------------------|----------------------------|---------------------|-------------|----------|
| Bottom  | 5.0                          | -10.2                      | 8.0                 | 18.2        | Complied |
| Middle  | 5.3                          | -9.9                       | 8.0                 | 17.9        | Complied |
| Top     | 4.4                          | -10.8                      | 8.0                 | 18.8        | Complied |

### Transmitter Power Spectral Density (continued)

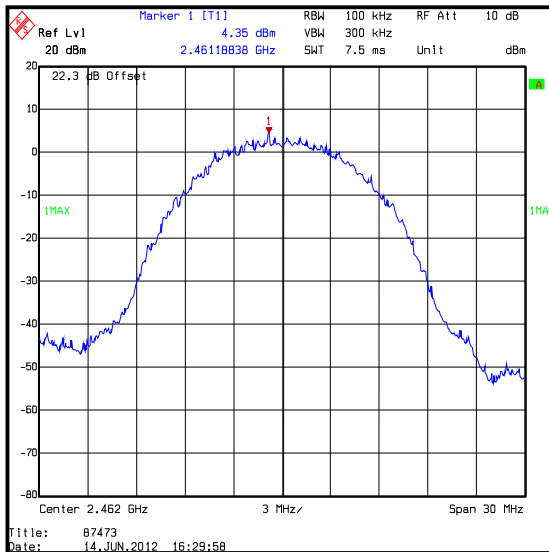
#### Results: 802.11b / 11 Mbps



Bottom channel



Middle channel



Top channel

**5.2.6. Transmitter Maximum Peak Output Power****Test Summary:**

|                          |                 |                   |              |
|--------------------------|-----------------|-------------------|--------------|
| <b>Test Engineer:</b>    | Sarah Williams  | <b>Test Date:</b> | 11 June 2012 |
| <b>Test Sample IMEI:</b> | 351807050019168 |                   |              |

|                          |                                |
|--------------------------|--------------------------------|
| <b>FCC Reference:</b>    | Part 15.247(b)(3)              |
| <b>Test Method Used:</b> | FCC KDB 558074 Section 5.2.1.2 |

**Environmental Conditions:**

|                               |    |
|-------------------------------|----|
| <b>Temperature (°C):</b>      | 22 |
| <b>Relative Humidity (%):</b> | 45 |

**Note(s):**

1. Conducted power tests were performed using a spectrum analyser in accordance with FCC KDB 558074 Section 5.2.1.2 Measurement Procedure PK2. The spectrum analyser was connected to the RF port on the EUT using suitable attenuation and RF cable.
2. Each supported modulation type was tested at the highest data rate.

**Transmitter Maximum Peak Output Power (continued)**

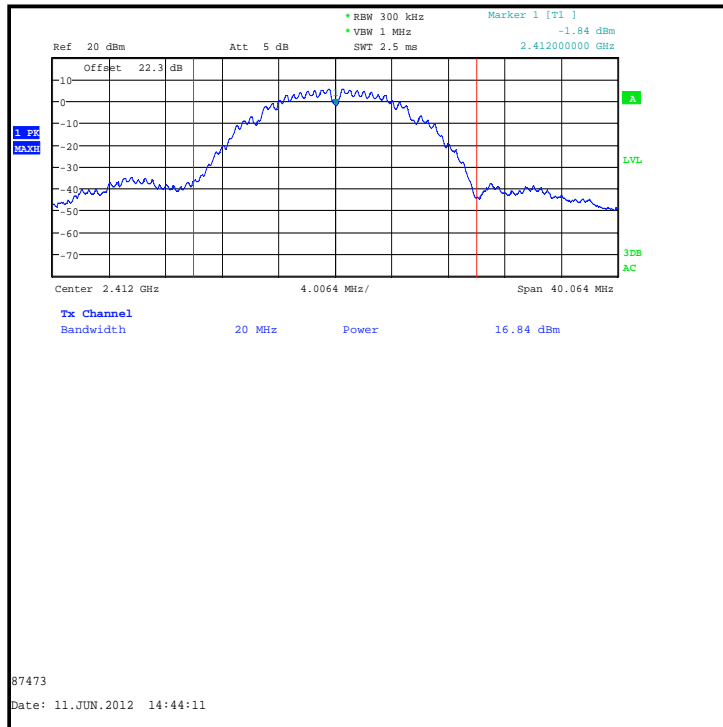
**Results: 802.11b / BPSK / 1 Mbps**

**Conducted Peak Limit Comparison**

| Channel | Conducted Peak Power (dBm) | Conducted Peak Power Limit (dBm) | Margin (dB) | Result   |
|---------|----------------------------|----------------------------------|-------------|----------|
| Bottom  | 16.8                       | 30.0                             | 13.2        | Complied |
| Middle  | 17.1                       | 30.0                             | 12.9        | Complied |
| Top     | 16.3                       | 30.0                             | 13.7        | Complied |

**De Facto EIRP Limit Comparison**

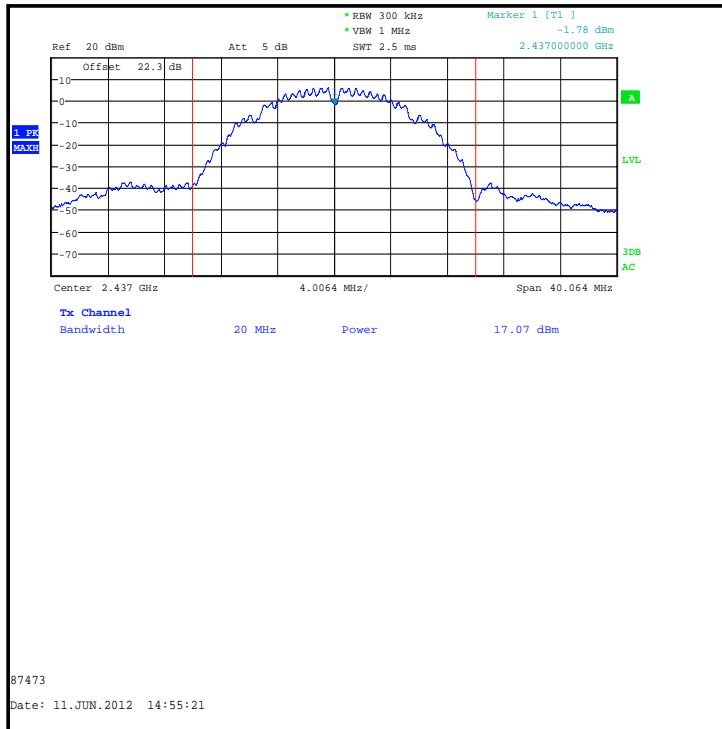
| Channel | Conducted Peak Power (dBm) | Declared Antenna Gain (dBi) | EIRP (dBm) | De Facto EIRP Limit (dBm) | Margin (dB) | Result   |
|---------|----------------------------|-----------------------------|------------|---------------------------|-------------|----------|
| Bottom  | 16.8                       | -2.9                        | 13.9       | 36.0                      | 22.1        | Complied |
| Middle  | 17.1                       | -2.9                        | 14.2       | 36.0                      | 21.8        | Complied |
| Top     | 16.3                       | -2.9                        | 13.4       | 36.0                      | 22.6        | Complied |



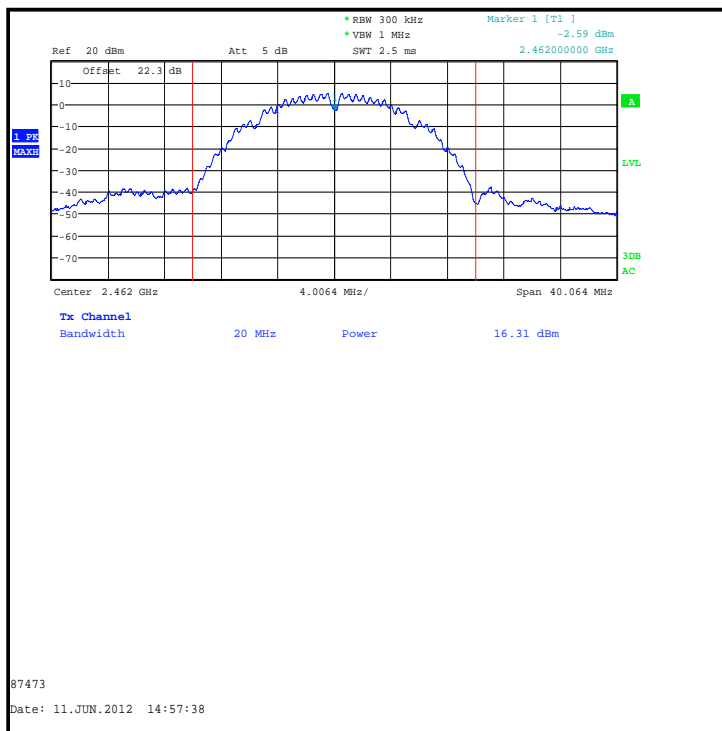
**Bottom channel**

### Transmitter Maximum Peak Output Power (continued)

#### Results: 802.11b / BPSK / 1 Mbps



Middle channel



Top channel

**Transmitter Maximum Peak Output Power (continued)**

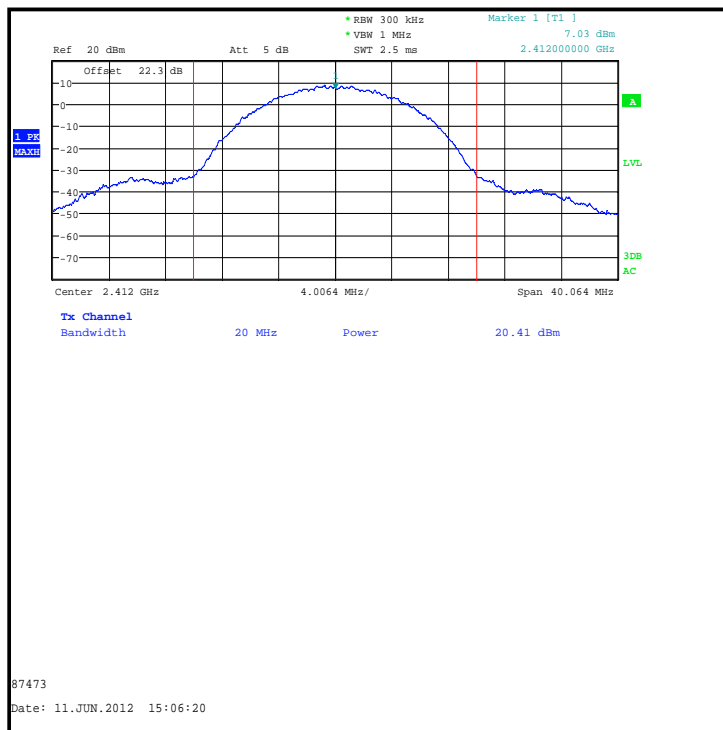
**Results: 802.11b / QPSK / 11 Mbps**

**Conducted Peak Limit Comparison**

| Channel | Conducted Peak Power (dBm) | Conducted Peak Power Limit (dBm) | Margin (dB) | Result   |
|---------|----------------------------|----------------------------------|-------------|----------|
| Bottom  | 20.4                       | 30.0                             | 9.6         | Complied |
| Middle  | 20.7                       | 30.0                             | 9.3         | Complied |
| Top     | 19.8                       | 30.0                             | 10.2        | Complied |

**De Facto EIRP Limit Comparison**

| Channel | Conducted Peak Power (dBm) | Declared Antenna Gain (dBi) | EIRP (dBm) | De Facto EIRP Limit (dBm) | Margin (dB) | Result   |
|---------|----------------------------|-----------------------------|------------|---------------------------|-------------|----------|
| Bottom  | 20.4                       | -2.9                        | 17.5       | 36.0                      | 18.5        | Complied |
| Middle  | 20.7                       | -2.9                        | 17.8       | 36.0                      | 18.2        | Complied |
| Top     | 19.8                       | -2.9                        | 16.9       | 36.0                      | 19.1        | Complied |

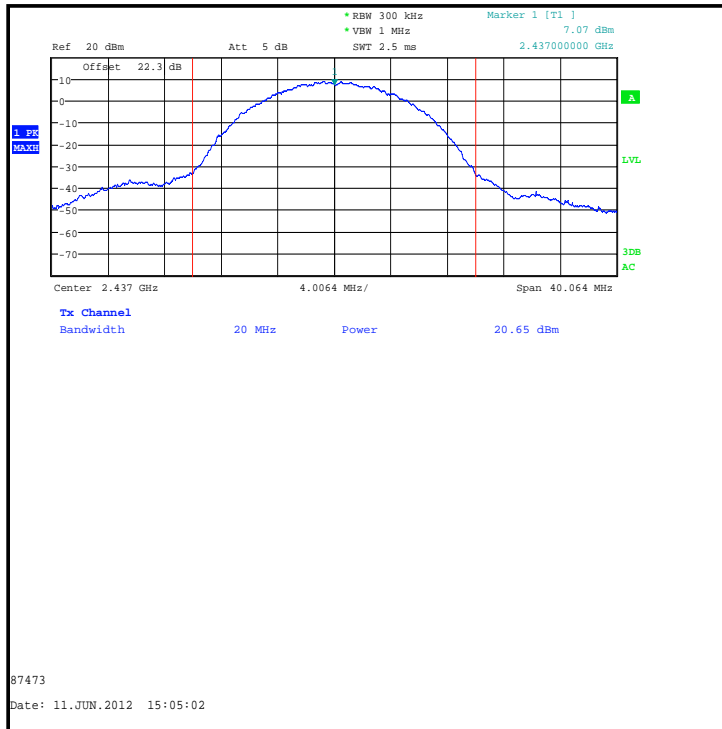


**Bottom channel**

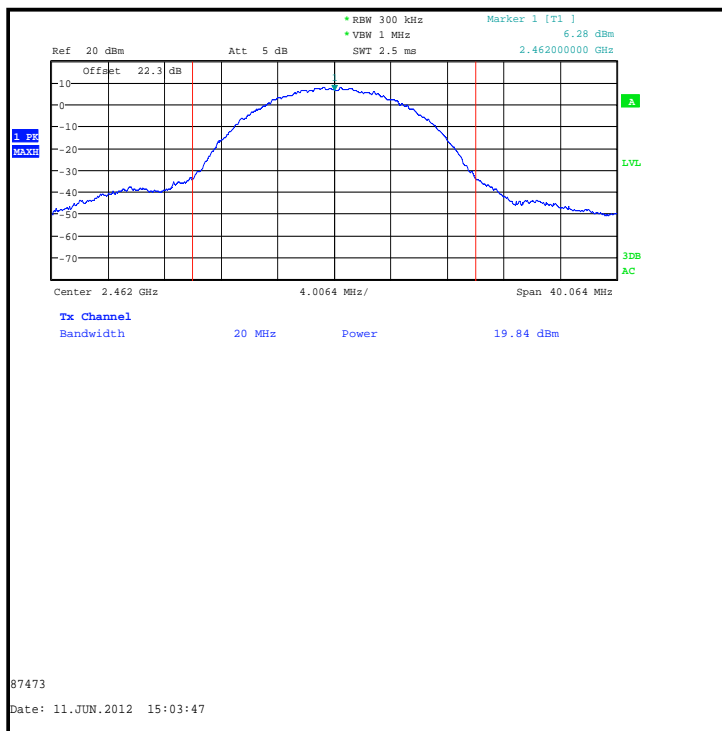


### Transmitter Maximum Peak Output Power (continued)

#### Results: 802.11b / QPSK / 11 Mbps



Middle channel



Top channel

**Transmitter Maximum Peak Output Power (continued)**

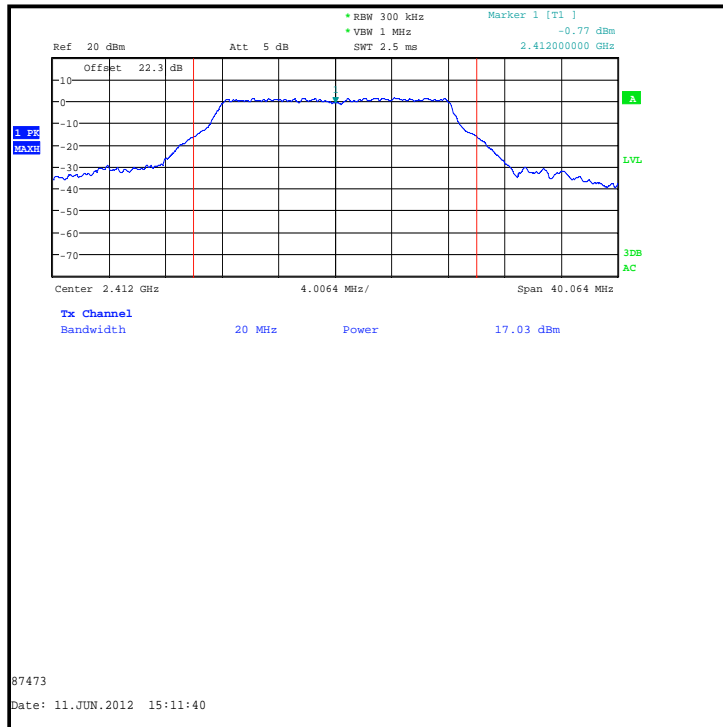
**Results: 802.11g / BPSK / 9 Mbps**

**Conducted Peak Limit Comparison**

| Channel | Conducted Peak Power (dBm) | Conducted Peak Power Limit (dBm) | Margin (dB) | Result   |
|---------|----------------------------|----------------------------------|-------------|----------|
| Bottom  | 17.0                       | 30.0                             | 13.0        | Complied |
| Middle  | 17.3                       | 30.0                             | 12.7        | Complied |
| Top     | 16.5                       | 30.0                             | 13.5        | Complied |

**De Facto EIRP Limit Comparison**

| Channel | Conducted Peak Power (dBm) | Declared Antenna Gain (dBi) | EIRP (dBm) | De Facto EIRP Limit (dBm) | Margin (dB) | Result   |
|---------|----------------------------|-----------------------------|------------|---------------------------|-------------|----------|
| Bottom  | 17.0                       | -2.9                        | 14.1       | 36.0                      | 21.9        | Complied |
| Middle  | 17.3                       | -2.9                        | 14.4       | 36.0                      | 21.6        | Complied |
| Top     | 16.5                       | -2.9                        | 13.6       | 36.0                      | 22.4        | Complied |



**Bottom channel**

**Transmitter Maximum Peak Output Power (continued)**

**Results: 802.11g / BPSK / 9 Mbps**



**Middle channel**



**Top channel**

**Transmitter Maximum Peak Output Power (continued)**

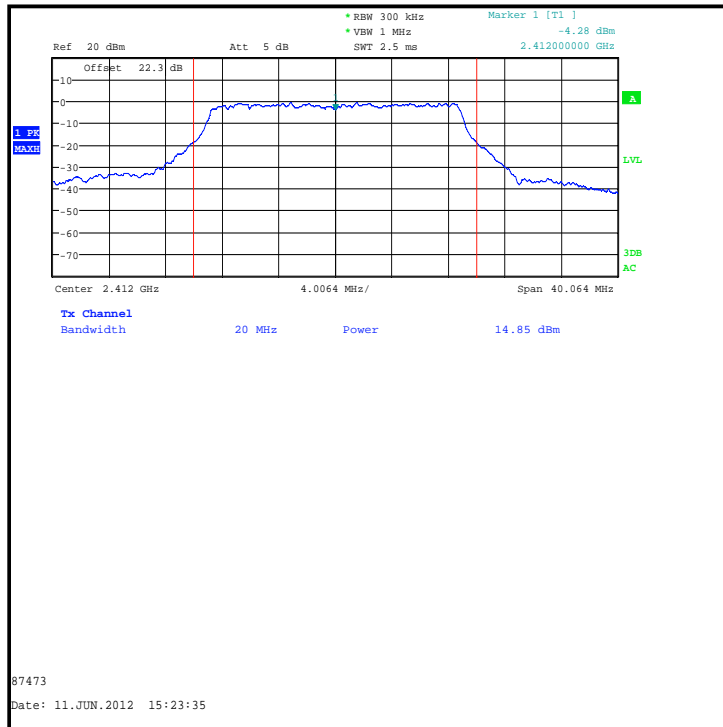
**Results: 802.11n / 20 MHz / QPSK / 21.7 Mbps**

**Conducted Peak Limit Comparison**

| Channel | Conducted Peak Power (dBm) | Conducted Peak Power Limit (dBm) | Margin (dB) | Result   |
|---------|----------------------------|----------------------------------|-------------|----------|
| Bottom  | 14.9                       | 30.0                             | 15.1        | Complied |
| Middle  | 15.1                       | 30.0                             | 14.9        | Complied |
| Top     | 14.4                       | 30.0                             | 15.6        | Complied |

**De Facto EIRP Limit Comparison**

| Channel | Conducted Peak Power (dBm) | Declared Antenna Gain (dBi) | EIRP (dBm) | De Facto EIRP Limit (dBm) | Margin (dB) | Result   |
|---------|----------------------------|-----------------------------|------------|---------------------------|-------------|----------|
| Bottom  | 14.9                       | -2.9                        | 12.0       | 36.0                      | 24.0        | Complied |
| Middle  | 15.1                       | -2.9                        | 12.2       | 36.0                      | 23.8        | Complied |
| Top     | 14.4                       | -2.9                        | 11.5       | 36.0                      | 24.5        | Complied |



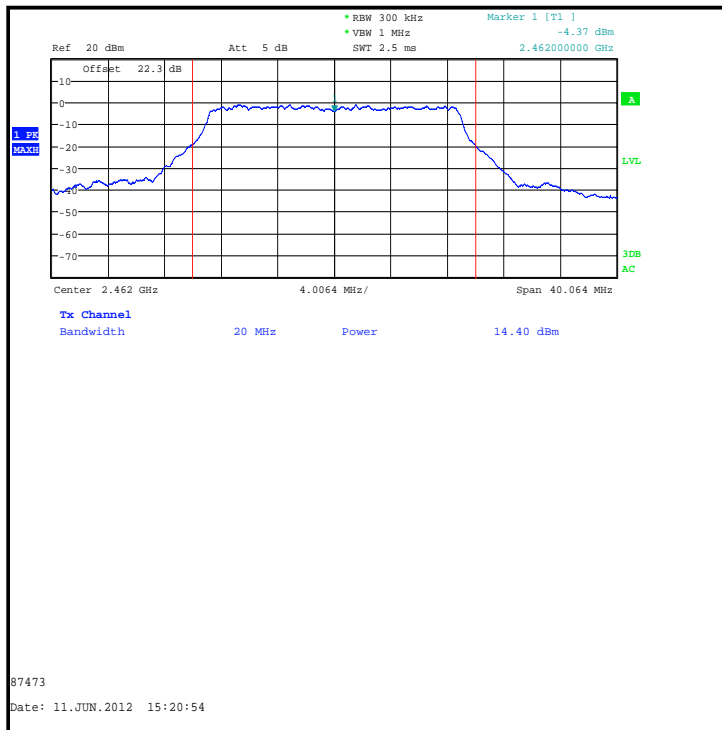
**Bottom channel**

### Transmitter Maximum Peak Output Power (continued)

#### Results: 802.11n / 20 MHz / QPSK / 21.7 Mbps



Middle channel



Top channel

**Transmitter Maximum Peak Output Power (continued)**

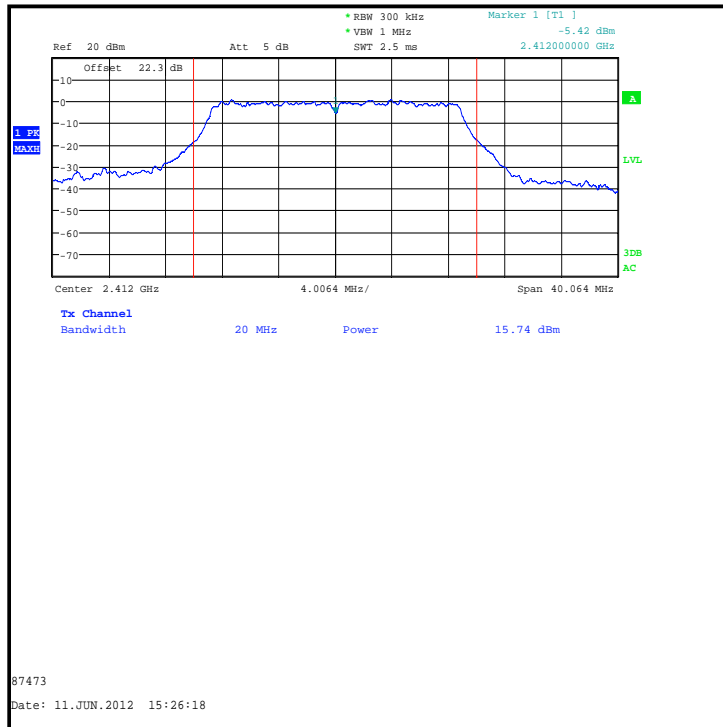
**Results: 802.11n / 20 MHz / 16QAM / 43.3 Mbps**

**Conducted Peak Limit Comparison**

| Channel | Conducted Peak Power (dBm) | Conducted Peak Power Limit (dBm) | Margin (dB) | Result   |
|---------|----------------------------|----------------------------------|-------------|----------|
| Bottom  | 15.7                       | 30.0                             | 14.3        | Complied |
| Middle  | 16.0                       | 30.0                             | 14.0        | Complied |
| Top     | 15.3                       | 30.0                             | 14.7        | Complied |

**De Facto EIRP Limit Comparison**

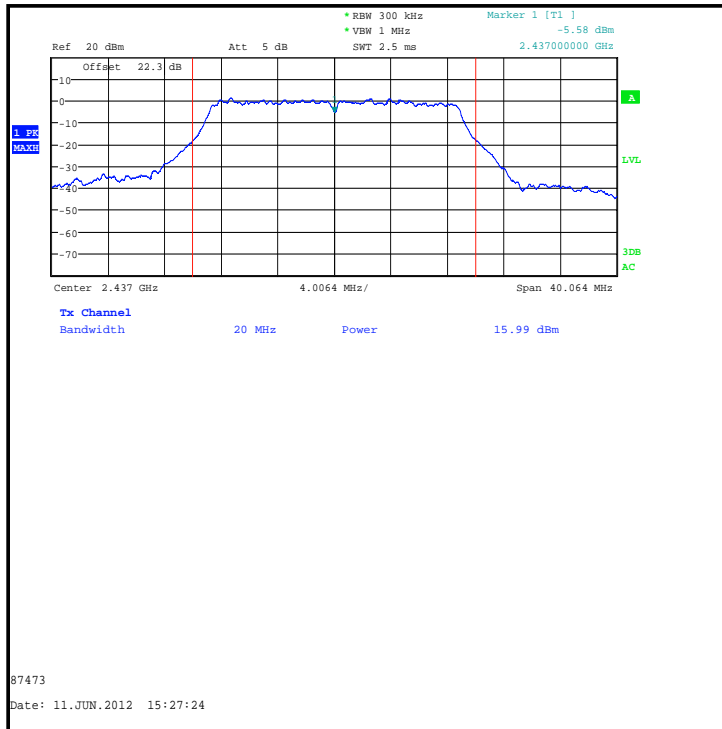
| Channel | Conducted Peak Power (dBm) | Declared Antenna Gain (dBi) | EIRP (dBm) | De Facto EIRP Limit (dBm) | Margin (dB) | Result   |
|---------|----------------------------|-----------------------------|------------|---------------------------|-------------|----------|
| Bottom  | 15.7                       | -2.9                        | 12.8       | 36.0                      | 23.2        | Complied |
| Middle  | 16.0                       | -2.9                        | 13.1       | 36.0                      | 22.9        | Complied |
| Top     | 15.3                       | -2.9                        | 12.4       | 36.0                      | 23.6        | Complied |



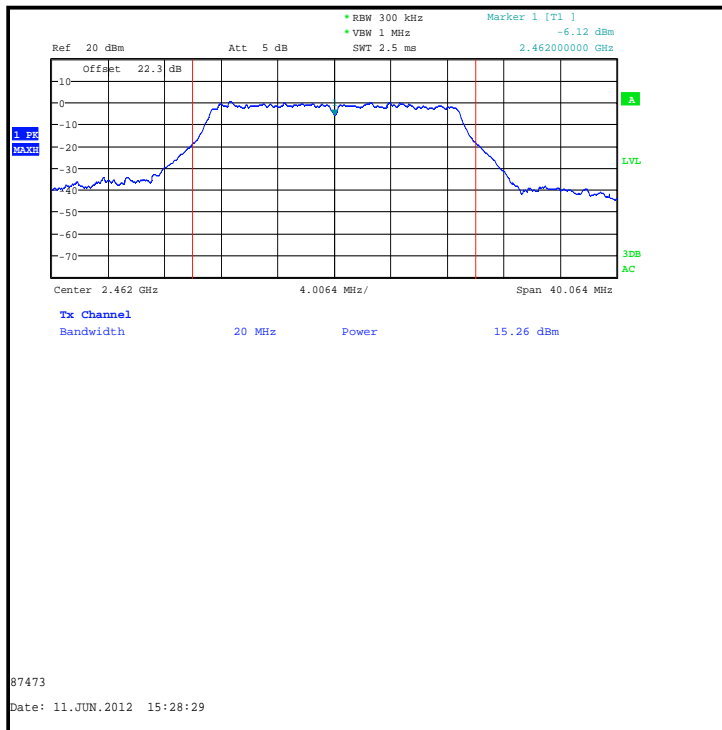
**Bottom channel**

### Transmitter Maximum Peak Output Power (continued)

#### Results: 802.11n / 20 MHz / 16QAM / 43.3 Mbps



Middle channel



Top channel

**Transmitter Maximum Peak Output Power (continued)**

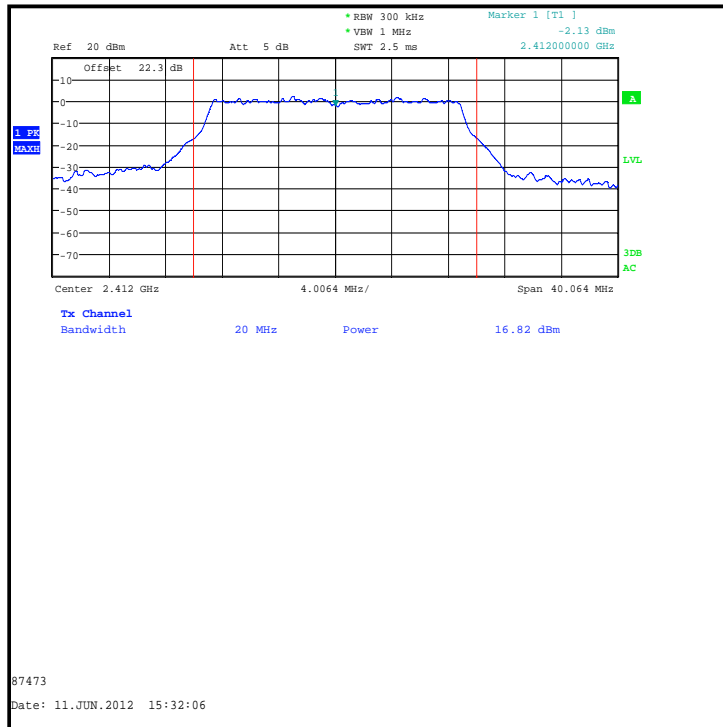
**Results: 802.11n / 20 MHz / 64QAM / 72.2 Mbps**

**Conducted Peak Limit Comparison**

| Channel | Conducted Peak Power (dBm) | Conducted Peak Power Limit (dBm) | Margin (dB) | Result   |
|---------|----------------------------|----------------------------------|-------------|----------|
| Bottom  | 16.8                       | 30.0                             | 13.2        | Complied |
| Middle  | 17.1                       | 30.0                             | 12.9        | Complied |
| Top     | 16.3                       | 30.0                             | 13.7        | Complied |

**De Facto EIRP Limit Comparison**

| Channel | Conducted Peak Power (dBm) | Declared Antenna Gain (dBi) | EIRP (dBm) | De Facto EIRP Limit (dBm) | Margin (dB) | Result   |
|---------|----------------------------|-----------------------------|------------|---------------------------|-------------|----------|
| Bottom  | 16.8                       | -2.9                        | 13.9       | 36.0                      | 22.1        | Complied |
| Middle  | 17.1                       | -2.9                        | 14.2       | 36.0                      | 21.8        | Complied |
| Top     | 16.3                       | -2.9                        | 13.4       | 36.0                      | 22.6        | Complied |



**Bottom channel**

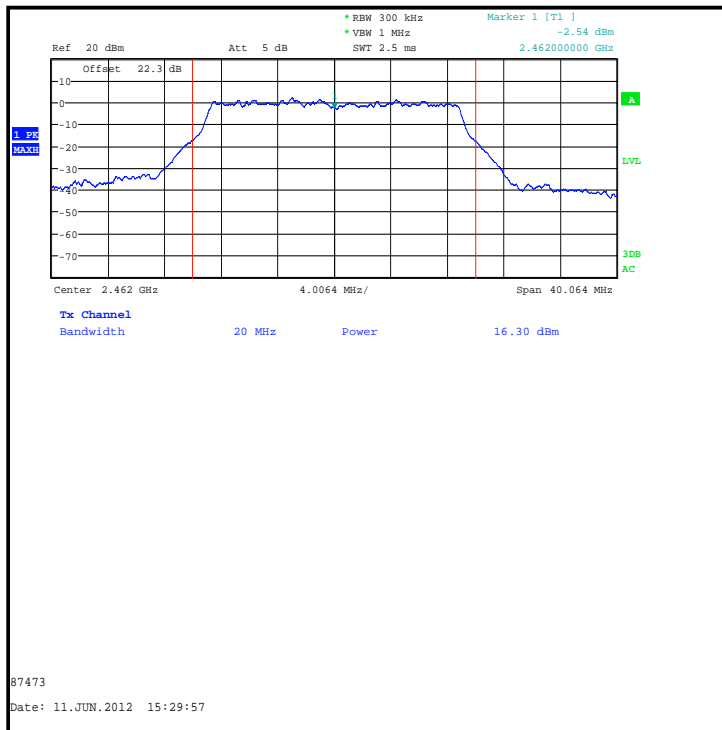


### Transmitter Maximum Peak Output Power (continued)

#### Results: 802.11n / 20 MHz / 64QAM / 72.2 Mbps



Middle channel



Top channel

**5.2.7. Transmitter Radiated Emissions****Test Summary:**

|                          |                 |                   |              |
|--------------------------|-----------------|-------------------|--------------|
| <b>Test Engineer:</b>    | Nick Steele     | <b>Test Date:</b> | 11 June 2012 |
| <b>Test Sample IMEI:</b> | 351807050018897 |                   |              |

|                          |  |
|--------------------------|--|
| <b>FCC Reference:</b>    | Part 15.247(d) & 15.209(a)   |
| <b>Test Method Used:</b> | As detailed in ANSI C63.10 Sections 6.3 and 6.5 referencing ANSI C63.4 |
| <b>Frequency Range</b>   | 30 MHz to 1000 MHz   |

**Environmental Conditions:**

|                               |    |
|-------------------------------|----|
| <b>Temperature (°C):</b>      | 26 |
| <b>Relative Humidity (%):</b> | 37 |

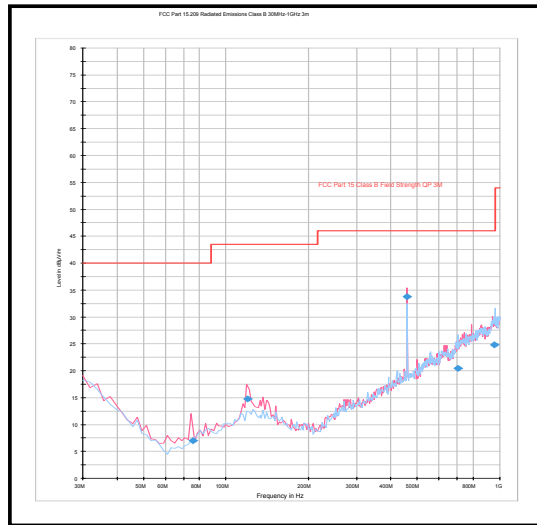
**Results: Top Channel / 802.11b / 11 Mbps**

| Frequency (MHz) | Antenna Polarity | Level (dB $\mu$ V/m) | Limit (dB $\mu$ V/m) | Margin (dB) | Result   |
|-----------------|------------------|----------------------|----------------------|-------------|----------|
| 120.010         | Vertical         | 14.7                 | 43.5                 | 28.8        | Complied |

**Note(s):**

1. The final measured value, for the given emission, in the table above incorporates the calibrated antenna factor and cable loss
2. The preliminary scans showed similar emission levels below 1 GHz, for each channel of operation. Therefore final radiated emissions measurements were performed with the EUT set to the top channel only.
3. All other emissions were at least 20 dB below the appropriate limit or below the noise floor of the measurement system.
4. Measurements below 1 GHz were performed in a semi-anechoic chamber (RFI Asset Number K0001) at a distance of 3 metres. The EUT was placed at a height of 80 cm above the reference ground plane in the centre of the chamber turntable. Maximum emission levels were determined by height searching the measurement antenna over the range 1 metre to 4 metres.

**Transmitter Radiated Emissions (continued)**



*Note: This plot is a pre-scan and for indication purposes only. For final measurements, see accompanying table.*

**Transmitter Radiated Emissions (continued)****Test Summary:**

|                          |                 |                   |              |
|--------------------------|-----------------|-------------------|--------------|
| <b>Test Engineer:</b>    | Nick Steele     | <b>Test Date:</b> | 12 June 2012 |
| <b>Test Sample IMEI:</b> | 351807050018897 |                   |              |

|                          |   |
|--------------------------|---|
| <b>FCC Reference:</b>    | Part 15.247(d) & 15.209(a)  |
| <b>Test Method Used:</b> | FCC KDB 558074 D01 Section 5.4 & ANSI C63.10 Sections 6.3 and 6.6 |
| <b>Frequency Range</b>   | 1 GHz to 25 GHz   |

**Environmental Conditions:**

|                               |    |
|-------------------------------|----|
| <b>Temperature (°C):</b>      | 23 |
| <b>Relative Humidity (%):</b> | 47 |

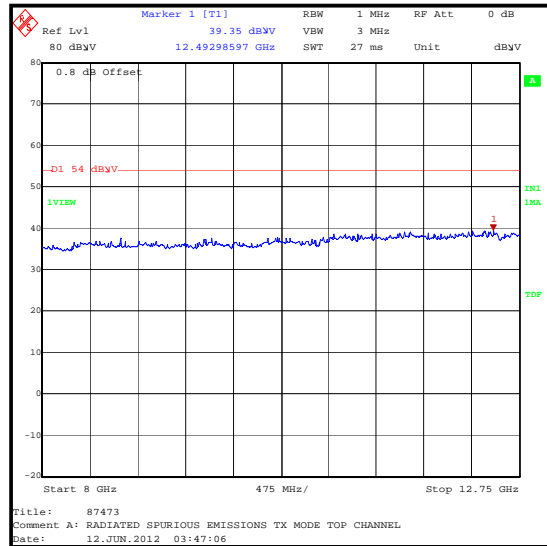
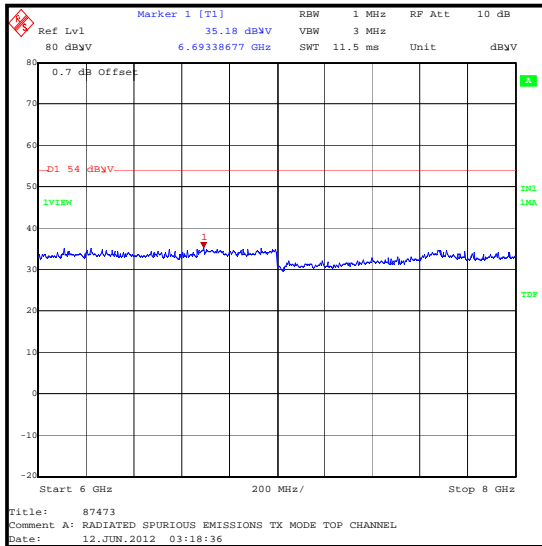
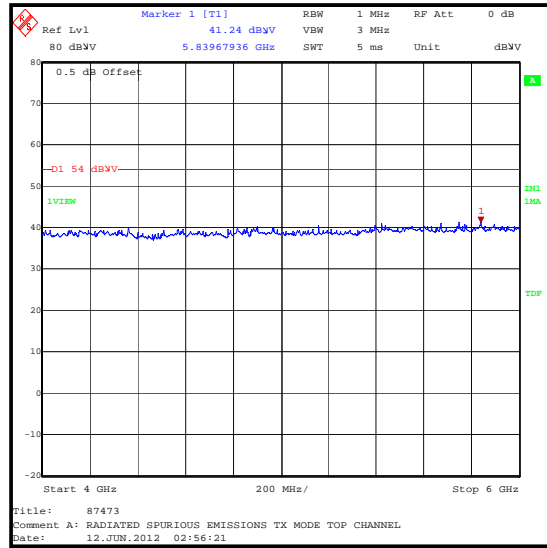
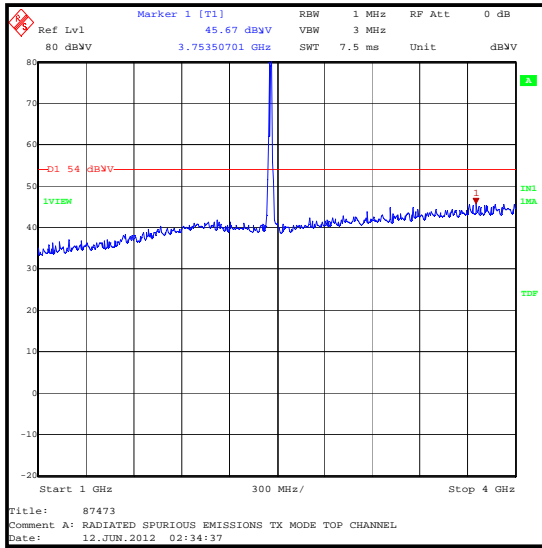
**Results:**

| Frequency (MHz) | Antenna Polarity | Level (dB $\mu$ V/m) | Limit (dB $\mu$ V/m) | Margin (dB) | Result   |
|-----------------|------------------|----------------------|----------------------|-------------|----------|
| 24915.832       | Vertical         | 49.2                 | 54.0                 | 4.8         | Complied |

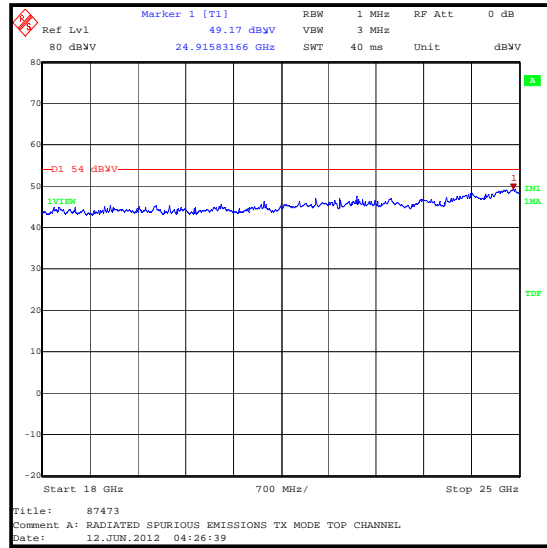
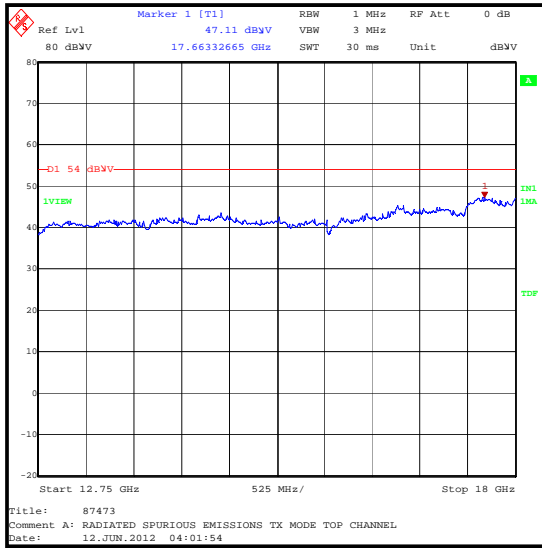
**Note(s):**

1. The final measured value, for the given emission, in the table above incorporates the calibrated antenna factor and cable loss
2. No spurious emissions were detected above the noise floor of the measuring receiver therefore the highest peak noise floor reading of the measuring receiver was recorded as shown in the table above. The peak level was compared to the average limit as opposed to being compared to the peak limit because this is the more onerous limit.
3. The emission shown at 2462 MHz on the 1 GHz to 4 GHz plot is the EUT fundamental.
4. Pre-scans above 1 GHz were performed in a fully anechoic chamber (RFI Asset Number K0002) at a distance of 3 metres. The EUT was placed at a height of 1.5 metres above the test chamber floor in the centre of the chamber turntable. All measurement antennas were placed at a fixed height of 1.5 metres above the test chamber floor, in line with the EUT. Final measurements above 1 GHz were performed in a semi-anechoic chamber (RFI Asset Number K0001) at a distance of 3 metres. The EUT was placed at a height of 80 cm above the reference ground plane in the centre of the chamber turntable. Maximum emission levels were determined by height searching the measurement antenna over the range 1 metre to 4 metres.

### Transmitter Radiated Emissions (continued)



### Transmitter Radiated Emissions (continued)



**5.2.8. Transmitter Band Edge Radiated Emissions****Test Summary:**

|                          |                                 |                    |                                |
|--------------------------|---------------------------------|--------------------|--------------------------------|
| <b>Test Engineers:</b>   | David Doyle &<br>Andrew Edwards | <b>Test Dates:</b> | 12 June 2012 &<br>13 June 2012 |
| <b>Test Sample IMEI:</b> | 351807050018897                 |                    |                                |

|                          |   |
|--------------------------|---|
| <b>FCC Reference:</b>    | Part 15.247(d) & 15.209(a)                                    |
| <b>Test Method Used:</b> | FCC KDB 558074 D01 Section 5.4 &<br>ANSI C63.10 Section 6.9.2 |

**Environmental Conditions:**

|                               |    |
|-------------------------------|----|
| <b>Temperature (°C):</b>      | 25 |
| <b>Relative Humidity (%):</b> | 39 |

**Note(s):**

1. The final measured value, for the given emission in the tables below, incorporates the calibrated antenna factor and cable loss.
2. The highest data rate for each supported modulation type was tested.
3. \*-20 dBc limit applied.

**Results: Peak / 802.11b / BPSK / 1 Mbps**

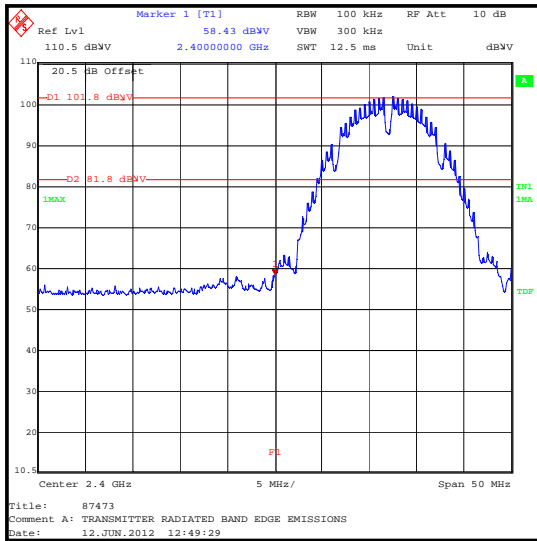
| Frequency (MHz) | Level (dB $\mu$ V/m) | Limit (dB $\mu$ V/m) | Margin (dB) | Result   |
|-----------------|----------------------|----------------------|-------------|----------|
| 2400            | 58.4                 | 81.8*                | 22.7        | Complied |
| 2483.5          | 61.8                 | 74.0                 | 12.2        | Complied |

**Results: Average / 802.11b / BPSK / 1 Mbps**

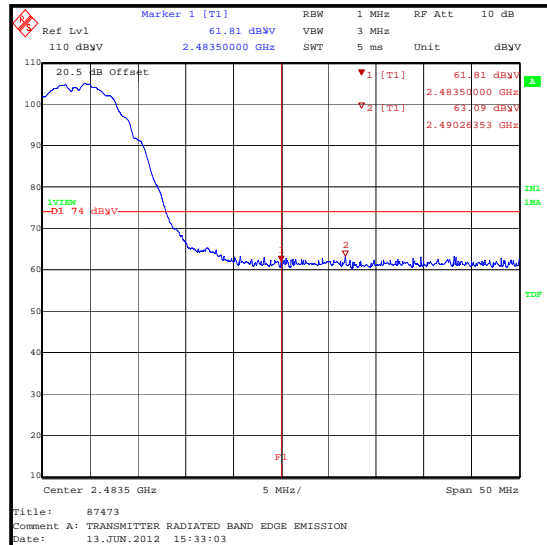
| Frequency (MHz) | Level (dB $\mu$ V/m) | Limit (dB $\mu$ V/m) | Margin (dB) | Result   |
|-----------------|----------------------|----------------------|-------------|----------|
| 2483.5          | 49.0                 | 54.0                 | 5.0         | Complied |

### Transmitter Band Edge Radiated Emissions (continued)

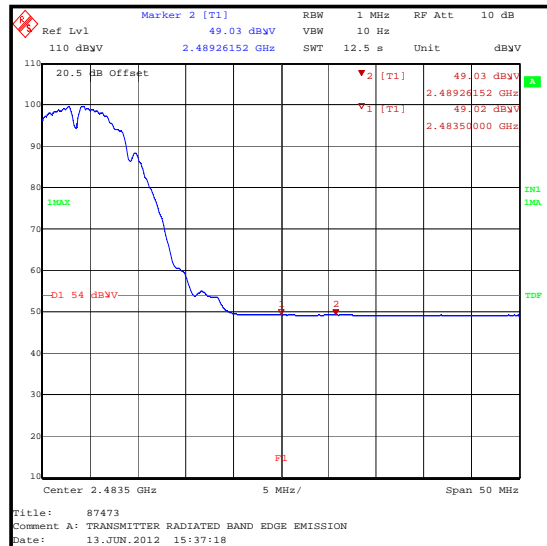
#### Results: 802.11b / BPSK / 1 Mbps



Lower Band Edge Peak Measurement



Upper Band Edge Peak Measurement



Upper Band Edge Average Measurement



**Transmitter Band Edge Radiated Emissions (continued)****Results: Peak / 802.11b / QPSK / 11 Mbps**

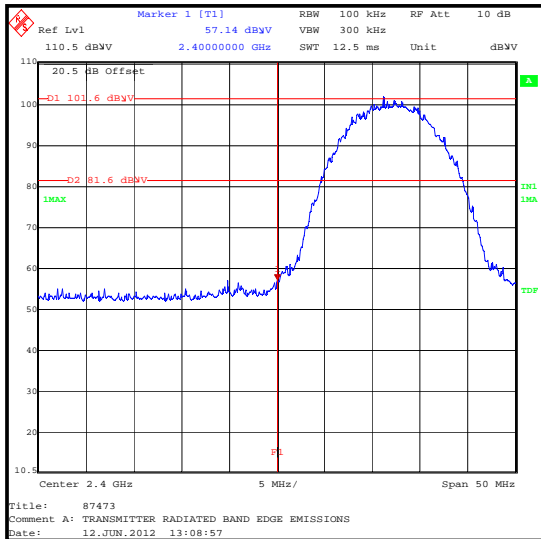
| Frequency (MHz) | Level (dB $\mu$ V/m) | Limit (dB $\mu$ V/m) | Margin (dB) | Result   |
|-----------------|----------------------|----------------------|-------------|----------|
| 2400            | 57.1                 | 81.6*                | 24.5        | Complied |
| 2483.5          | 62.0                 | 74.0                 | 12.0        | Complied |
| 2505.4          | 63.8                 | 74.0                 | 10.2        | Complied |

**Results: Average / 802.11b / QPSK / 11 Mbps**

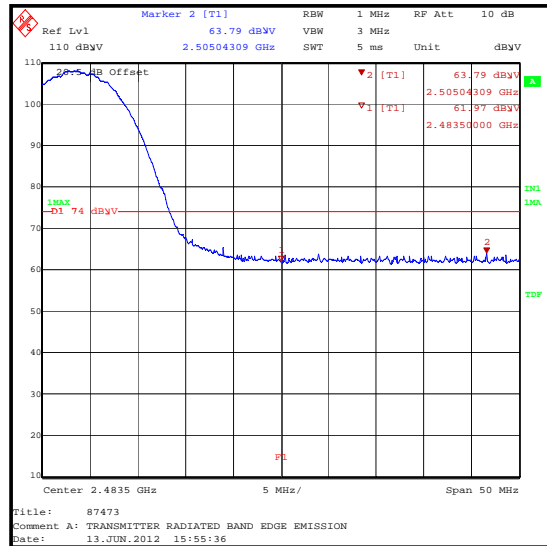
| Frequency (MHz) | Level (dB $\mu$ V/m) | Limit (dB $\mu$ V/m) | Margin (dB) | Result   |
|-----------------|----------------------|----------------------|-------------|----------|
| 2483.5          | 49.0                 | 54.0                 | 5.0         | Complied |

### Transmitter Band Edge Radiated Emissions (continued)

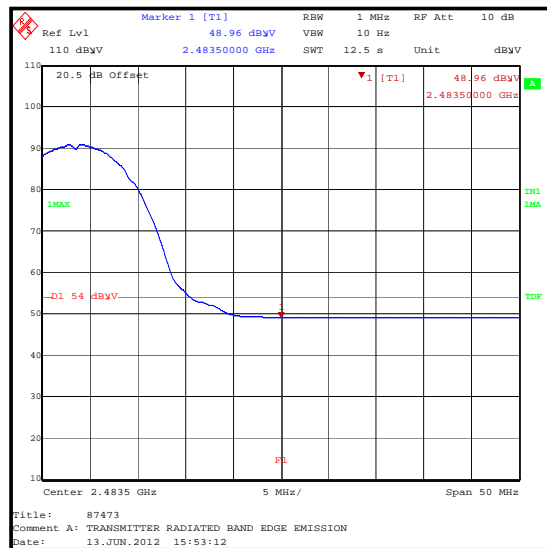
#### Results: 802.11b / QPSK / 11 Mbps



Lower Band Edge Peak Measurement



Upper Band Edge Peak Measurement



Upper Band Edge Average Measurement

**Transmitter Band Edge Radiated Emissions (continued)****Results: Peak / 802.11g / BPSK / 9 Mbps**

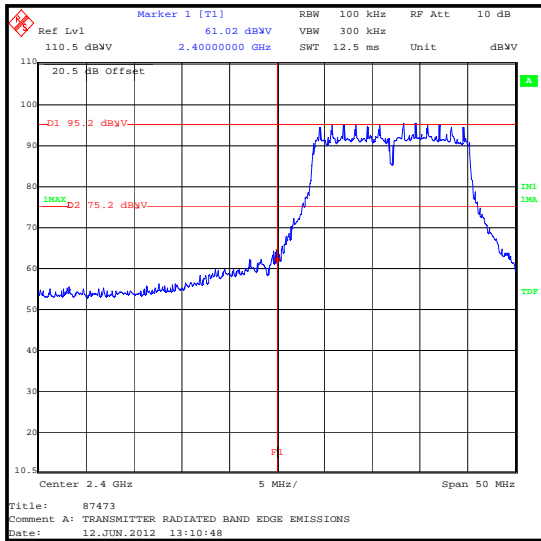
| Frequency (MHz) | Level (dB $\mu$ V/m) | Limit (dB $\mu$ V/m) | Margin (dB) | Result   |
|-----------------|----------------------|----------------------|-------------|----------|
| 2400            | 61.0                 | 75.2*                | 14.2        | Complied |
| 2483.5          | 70.6                 | 74.0                 | 3.4         | Complied |

**Results: Average / 802.11g / BPSK / 9 Mbps**

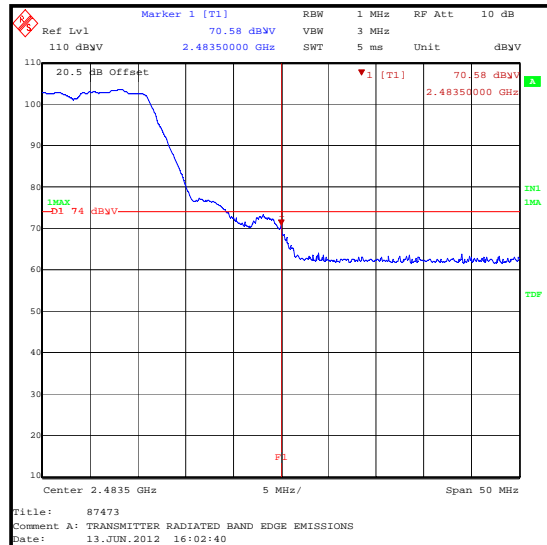
| Frequency (MHz) | Level (dB $\mu$ V/m) | Limit (dB $\mu$ V/m) | Margin (dB) | Result   |
|-----------------|----------------------|----------------------|-------------|----------|
| 2483.5          | 50.0                 | 54.0                 | 4.0         | Complied |

### Transmitter Band Edge Radiated Emissions (continued)

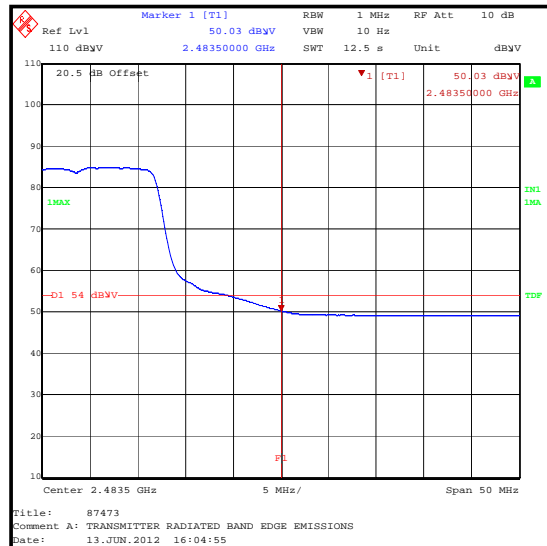
#### Results: 802.11g / BPSK / 9 Mbps



Lower Band Edge Peak Measurement



Upper Band Edge Peak Measurement



Upper Band Edge Average Measurement

**Transmitter Band Edge Radiated Emissions (continued)****Results: Peak / 802.11n / 20 MHz / QPSK / 21.7 Mbps**

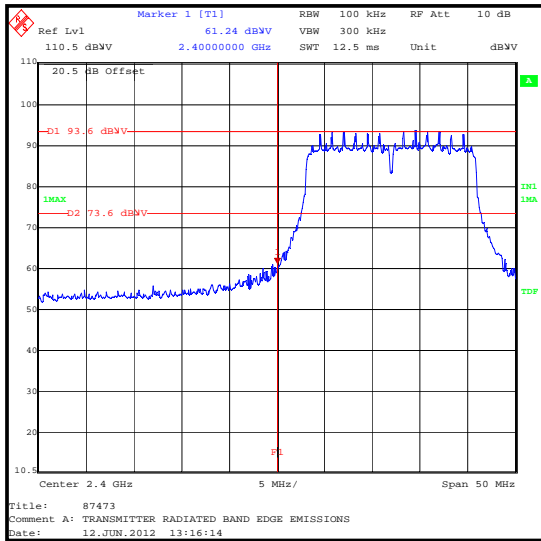
| Frequency (MHz) | Level (dB $\mu$ V/m) | Limit (dB $\mu$ V/m) | Margin (dB) | Result   |
|-----------------|----------------------|----------------------|-------------|----------|
| 2400            | 61.2                 | 73.6*                | 12.4        | Complied |
| 2483.5          | 63.1                 | 74.0                 | 10.5        | Complied |
| 2487.6          | 64.2                 | 74.0                 | 9.4         | Complied |

**Results: Average / 802.11n / 20 MHz / QPSK / 21.7 Mbps**

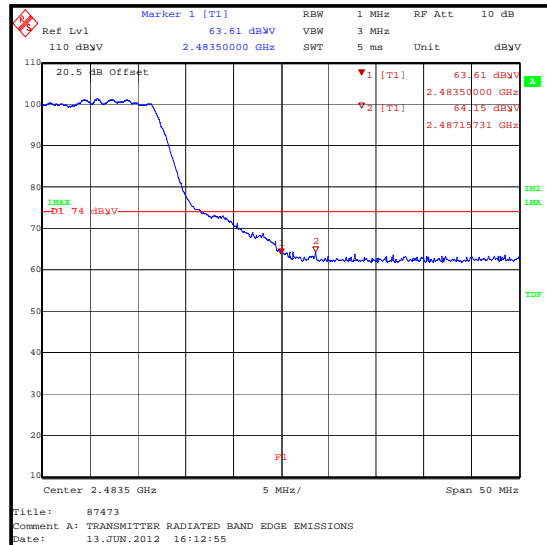
| Frequency (MHz) | Level (dB $\mu$ V/m) | Limit (dB $\mu$ V/m) | Margin (dB) | Result   |
|-----------------|----------------------|----------------------|-------------|----------|
| 2483.5          | 49.2                 | 54.0                 | 4.8         | Complied |

### Transmitter Band Edge Radiated Emissions (continued)

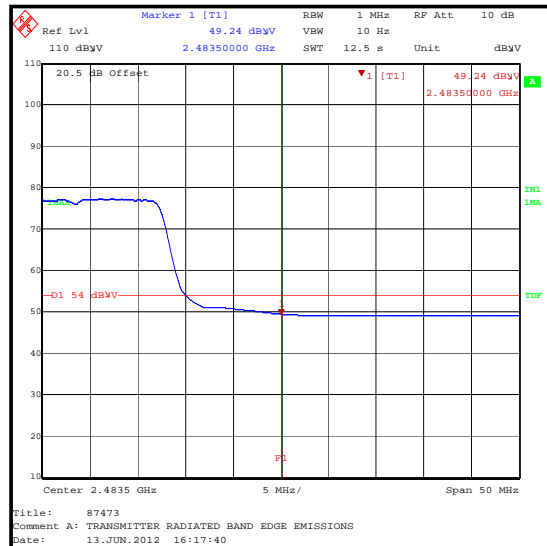
#### Results: 802.11n / 20 MHz / QPSK / 21.7 Mbps



Lower Band Edge Peak Measurement



Upper Band Edge Peak Measurement



Upper Band Edge Average Measurement

**Transmitter Band Edge Radiated Emissions (continued)****Results: Peak / 802.11n / 20 MHz / 16QAM / 43.3 Mbps**

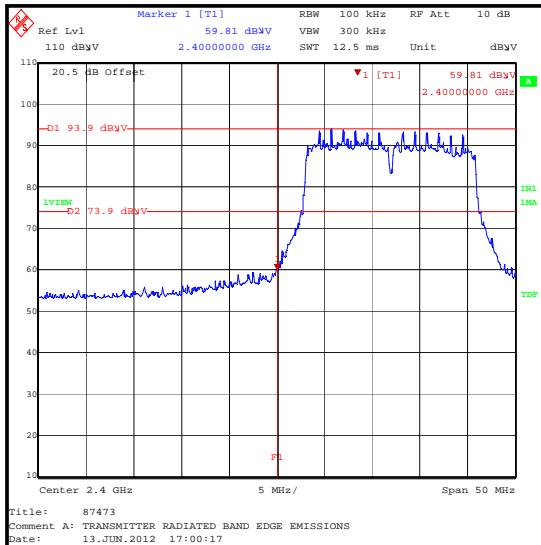
| Frequency (MHz) | Level (dB $\mu$ V/m) | Limit (dB $\mu$ V/m) | Margin (dB) | Result   |
|-----------------|----------------------|----------------------|-------------|----------|
| 2400            | 59.8                 | 73.9*                | 14.1        | Complied |
| 2483.5          | 65.9                 | 74.0                 | 8.1         | Complied |

**Results: Average / 802.11n / 20 MHz / 16QAM / 43.3 Mbps**

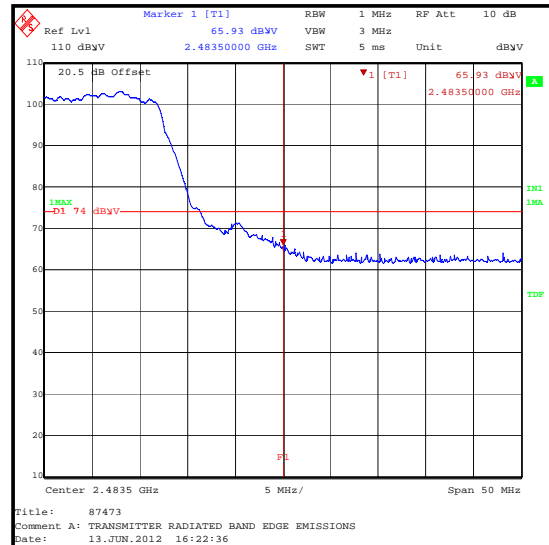
| Frequency (MHz) | Level (dB $\mu$ V/m) | Limit (dB $\mu$ V/m) | Margin (dB) | Result   |
|-----------------|----------------------|----------------------|-------------|----------|
| 2483.5          | 49.4                 | 54.0                 | 4.6         | Complied |

### Transmitter Band Edge Radiated Emissions (continued)

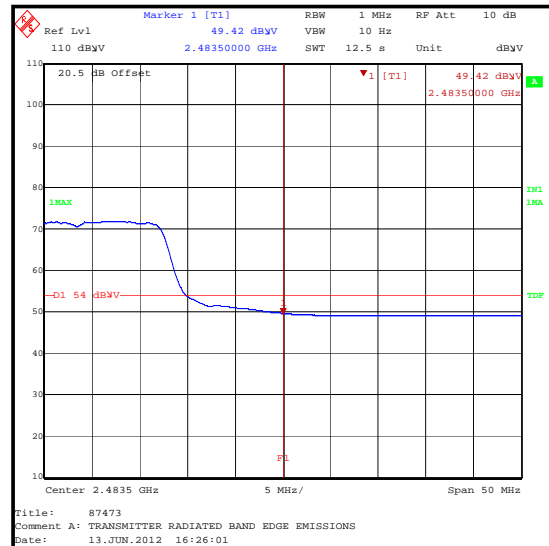
Results: 802.11n / 20 MHz / 16QAM / 43.3 Mbps



Lower Band Edge Peak Measurement



Upper Band Edge Peak Measurement



Upper Band Edge Average Measurement



**Transmitter Band Edge Radiated Emissions (continued)****Results: Peak / 802.11n / 20 MHz / 64QAM / 72.2 Mbps**

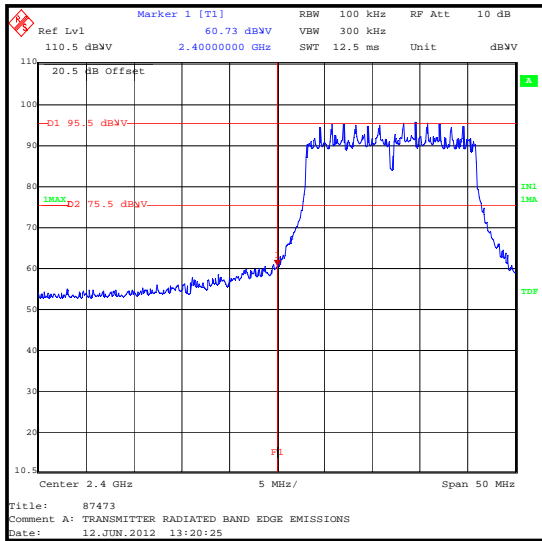
| Frequency (MHz) | Level (dB $\mu$ V/m) | Limit (dB $\mu$ V/m) | Margin (dB) | Result   |
|-----------------|----------------------|----------------------|-------------|----------|
| 2400            | 60.7                 | 75.5*                | 14.8        | Complied |
| 2483.5          | 66.5                 | 74.0                 | 7.5         | Complied |

**Results: Average / 802.11n / 20 MHz / 64QAM / 72.2 Mbps**

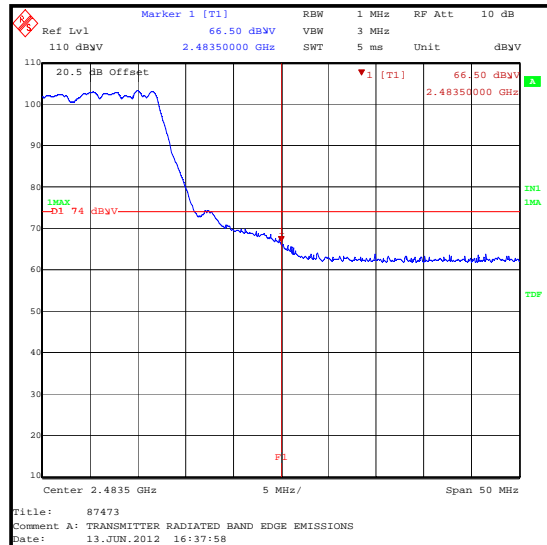
| Frequency (MHz) | Level (dB $\mu$ V/m) | Limit (dB $\mu$ V/m) | Margin (dB) | Result   |
|-----------------|----------------------|----------------------|-------------|----------|
| 2483.5          | 49.6                 | 54.0                 | 4.4         | Complied |

### Transmitter Band Edge Radiated Emissions (continued)

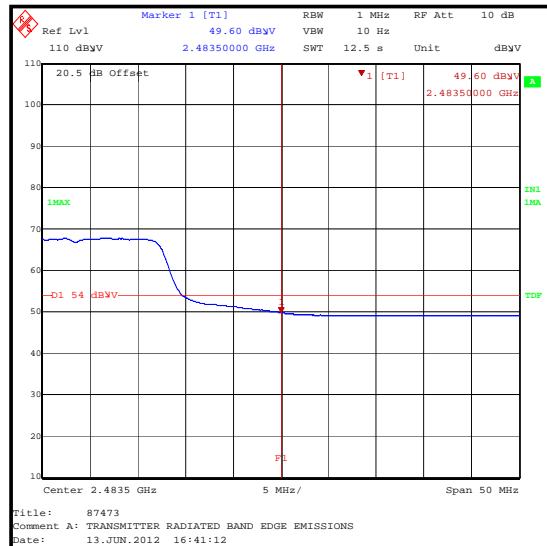
Results: 802.11n / 20 MHz / 64QAM / 72.2 Mbps



Lower Band Edge Peak Measurement



Upper Band Edge Peak Measurement



Upper Band Edge Average Measurement

## **6. Measurement Uncertainty**

No measurement or test can ever be perfect and the imperfections give rise to error of measurement in the results. Consequently the result of a measurement is only an approximation to the value of the measurand (the specific quantity subject to measurement) and is only complete when accompanied by a statement of the uncertainty of the approximation.

The expression of uncertainty of a measurement result allows realistic comparison of results with reference values and limits given in specifications and standards.

The uncertainty of the result may need to be taken into account when interpreting the measurement results.

The reported expanded uncertainties below are based on a standard uncertainty multiplied by an appropriate coverage factor such that a confidence level of approximately 95% is maintained. For the purposes of this document "approximately" is interpreted as meaning "effectively" or "for most practical purposes".

| <b>Measurement Type</b>             | <b>Range</b>          | <b>Confidence Level (%)</b> | <b>Calculated Uncertainty</b> |
|-------------------------------------|-----------------------|-----------------------------|-------------------------------|
| AC Conducted Spurious Emissions     | 0.15 MHz to 30 MHz    | 95%                         | ±3.25 dB                      |
| Conducted Maximum Peak Output Power | 2.4 GHz to 2.4835 GHz | 95%                         | ±0.28 dB                      |
| Spectral Power Density              | 2.4 GHz to 2.4835 GHz | 95%                         | ±2.62 dB                      |
| 6 dB Bandwidth                      | 2.4 GHz to 2.4835 GHz | 95%                         | ±0.92 ppm                     |
| Radiated Spurious Emissions         | 30 MHz to 25 GHz      | 95%                         | ±2.94 dB                      |

The methods used to calculate the above uncertainties are in line with those recommended within the various measurement specifications. Where measurement specifications do not include guidelines for the evaluation of measurement uncertainty the published guidance of the appropriate accreditation body is followed.

## **Appendix 1. Test Equipment Used**

| <b>RFI No.</b> | <b>Instrument</b> | <b>Manufacturer</b> | <b>Type No.</b> | <b>Serial No.</b> | <b>Date Calibration Due</b> | <b>Cal. Interval (months)</b> |
|----------------|-------------------|---------------------|-----------------|-------------------|-----------------------------|-------------------------------|
| A1534          | Pre Amplifier     | Hewlett Packard     | 8449B           | 3008A00405        | 09 Oct 2012                 | 12                            |
| A1818          | Antenna           | EMCO                | 3115            | 00075692          | 09 Oct 2012                 | 12                            |
| A1830          | Pulse Limiter     | Rohde & Schwarz     | ESH3-Z2         | 100668            | 25 Feb 2013                 | 12                            |
| A1834          | Attenuator        | Hewlett Packard     | 8491B           | 10444             | 29 Jan 2013                 | 12                            |
| A1975          | High Pass Filter  | AtlanTecRF          | AFH-03000       | 090424010         | 15 Mar 2013                 | 12                            |
| A1999          | Attenuator        | Huber & Suhner      | 6820.17.B       | 07101             | 03 Apr 2013                 | 12                            |
| A253           | Antenna           | Flann Microwave     | 12240-20        | 128               | 09 Oct 2012                 | 12                            |
| A254           | Antenna           | Flann Microwave     | 14240-20        | 139               | 09 Oct 2012                 | 12                            |
| A255           | Antenna           | Flann Microwave     | 16240-20        | 519               | 09 Oct 2012                 | 12                            |
| A256           | Antenna           | Flann Microwave     | 18240-20        | 400               | 09 Oct 2012                 | 12                            |
| A436           | Antenna           | Flann               | 20240-20        | 330               | 09 Oct 2012                 | 12                            |
| A553           | Antenna           | Chase               | CBL6111A        | 1593              | 15 Feb 2013                 | 12                            |
| A649           | LISN              | Rohde & Schwarz     | ESH3-Z5         | 825562/008        | 19 Apr 2013                 | 12                            |
| G0543          | Amplifier         | Sonoma              | 310N            | 230801            | 13 Jul 2012                 | 3                             |
| K0001          | 5m RSE Chamber    | Rainford EMC        | N/A             | N/A               | 31 Aug 2012                 | 12                            |
| K0002          | 3m RSE Chamber    | Rainford EMC        | N/A             | N/A               | 09 Oct 2012                 | 12                            |
| M1124          | Spectrum Analyser | Rohde & Schwarz     | ESI26           | 100046K           | 29 Jun 2012                 | 12                            |
| M1269          | DMM               | Fluke               | 179             | 90250210          | 20 Jul 2012                 | 12                            |
| M127           | Spectrum Analyser | Rohde & Schwarz     | FSEB 30         | 842 659/016       | 08 Nov 2012                 | 12                            |
| M1273          | Test Receiver     | Rohde & Schwarz     | ESIB 26         | 100275            | 03 Feb 2013                 | 12                            |
| M1379          | Test Receiver     | Rohde & Schwarz     | ESIB7           | 100330            | 20 Sep 2012                 | 12                            |
| M1630          | Test Receiver     | Rohde & Schwarz     | ESU40           | 100233            | 06 Feb 2013                 | 12                            |
| S0523          | PSU               | TTi                 | PL320           | 224235            | Calibrated before use       | -                             |

**NB** In accordance with UKAS requirements all the measurement equipment is on a calibration schedule.