

Appendix 4. Photographs

This appendix contains the following photographs:

Photo Reference Number	Title
PHT/85051JD03/001	Test configuration for the measurement of Specific Absorption Rate (SAR)
PHT/85051JD03/002	Touch Left
PHT/85051JD03/003	Tilt Left
PHT/85051JD03/004	Touch Right
PHT/85051JD03/005	Tilt Right
PHT/85051JD03/006	Front of EUT Facing Phantom
PHT/85051JD03/007	Rear of EUT Facing Phantom
PHT/85051JD03/008	Left Hand Side of EUT Facing Phantom
PHT/85051JD03/009	Right Hand Side of EUT Facing Phantom
PHT/85051JD03/010	Top of EUT Facing Phantom
PHT/85051JD03/011	Bottom of EUT Facing Phantom
PHT/85051JD03/012	General setup of EUT Facing Phantom with PHF
PHT/85051JD03/013	Front View of EUT
PHT/85051JD03/014	Rear View of EUT
PHT/85051JD03/015	Left Hand Side of EUT
PHT/85051JD03/016	Right Hand Side of EUT
PHT/85051JD03/017	Top View of EUT
PHT/85051JD03/018	Bottom View of EUT
PHT/85051JD03/019	Rear view Of Conducted Sample
PHT/85051JD03/020	PHF View
PHT/85051JD03/021	900 MHz Head Fluid Level
PHT/85051JD03/022	900 MHz Body Fluid Level
PHT/85051JD03/023	1900 MHz Head Fluid Level
PHT/85051JD03/024	1900 MHz Body Fluid Level
PHT/85051JD03/025	2450 MHz Head Fluid Level
PHT/85051JD03/026	2450 MHz Body Fluid Level

PHT/85051JD03/001: Test configuration for the measurement of Specific Absorption Rate (SAR)




PHT/85051JD03/002: Touch Left



PHT/85051JD03/003: Tilt Left



PHT/85051JD03/004: Touch Right



PHT/85051JD03/005: Tilt Right



PHT/85051JD03/006: Front of EUT Facing Phantom



PHT/85051JD03/007: Rear of EUT Facing Phantom



PHT/85051JD03/008: Left Hand Side of EUT Facing Phantom




PHT/85051JD03/009: Right Hand Side of EUT Facing Phantom



PHT/85051JD03/010: Top of EUT Facing Phantom



PHT/85051JD03/011: Bottom of EUT Facing Phantom



PHT/85051JD03/012: General setup of EUT Facing Phantom with PHF




PHT/85051JD03/013: Front View of EUT



PHT/85051JD03/014: Rear View of EUT



PHT/85051JD03/015: Left Hand Side of EUT



PHT/85051JD03/016: Right Hand Side of EUT



PHT/85051JD03/017: Top View of EUT



PHT/85051JD03/018: Bottom View of EUT




PHT/85051JD03/019: Rear view Of Conducted Sample




PHT/85051JD03/020: PHF View



PHT/85051JD03/021: 900 MHz Head Fluid Level



PHT/85051JD03/022: 900 MHz Body Fluid Level



PHT/85051JD03/023: 1900 MHz Head Fluid Level



PHT/85051JD03/024: 1900 MHz Body Fluid Level



PHT/85051JD03/025: 2450 MHz Head Fluid Level



PHT/85051JD03/026: 2450 MHz Body Fluid Level

