

Test of: NTT docomo P-07A

To: OET Bulletin 65 Supplement C: (2001-01)

Appendix 4. Photographs


This appendix contains the following photographs:

Photo Reference Number	Title
PHT/74681JD09/001	Test configuration for the measurement of Specific Absorption Rate (SAR)
PHT/74681JD09/002	Touch Let
PHT/74681JD09/003	Tilt Left
PHT/74681JD09/004	Touch Right
PHT/74681JD09/005	Tilt Right
PHT/74681JD09/006	Front of EUT Open Facing Phantom
PHT/74681JD09/007	Rear of EUT Open Facing Phantom
PHT/74681JD09/008	Rear of EUT With Display at 90 Degrees to Keypad Facing Phantom
PHT/74681JD09/009	Rear of EUT Open With PHF Facing Phantom
PHT/74681JD09/010	General Setup of EUT
PHT/74681JD09/011	Front of EUT Open
PHT/74681JD09/012	Rear of EUT Open
PHT/74681JD09/013	Rear of EUT With Display at 90 Degrees to Keypad
PHT/74681JD09/014	Internal View of EUT
PHT/74681JD09/015	Battery View of EUT
PHT/74681JD09/016	Personal Hands Free Kit
PHT/74681JD09/017	900MHz Fluid Level
PHT/74681JD09/018	1900MHz Fluid Level
PHT/74681JD09/019	Rear of EUT With Display at 90 Degrees to Keypad 0mm separation

Test of: NTT docomo P-07A

To: OET Bulletin 65 Supplement C: (2001-01)

PHT/74681JD09/001: Test configuration for the measurement of Specific Absorption Rate (SAR)



Test of: NTT docomo P-07A

To: OET Bulletin 65 Supplement C: (2001-01)


PHT/74681JD09/002: Touch Left



Test of: NTT docomo P-07A

To: OET Bulletin 65 Supplement C: (2001-01)

PHT/74681JD09/003: Tilt Left



Test of: NTT docomo P-07A

To: OET Bulletin 65 Supplement C: (2001-01)


PHT/74681JD09/004: Touch Right



Test of: NTT docomo P-07A

To: OET Bulletin 65 Supplement C: (2001-01)

PHT/74681JD09/005: Tilt Right



Test of: NTT docomo P-07A

To: OET Bulletin 65 Supplement C: (2001-01)

PHT/74681JD09/006: Front of EUT Open Facing Phantom



Test of: NTT docomo P-07A

To: OET Bulletin 65 Supplement C: (2001-01)


PHT/74681JD09/007: Rear of EUT Open Facing Phantom



Test of: NTT docomo P-07A

To: OET Bulletin 65 Supplement C: (2001-01)

PHT/74681JD09/008: Rear of EUT With Display at 90 Degrees to Keypad Facing Phantom



Test of: NTT docomo P-07A

To: OET Bulletin 65 Supplement C: (2001-01)


PHT/74681JD09/009: Rear of EUT Open With PHF Facing Phantom



Test of: NTT docomo P-07A

To: OET Bulletin 65 Supplement C: (2001-01)

PHT/74681JD09/010: General Setup of EUT



Test of: NTT docomo P-07A

To: OET Bulletin 65 Supplement C: (2001-01)

PHT/74681JD09/011: Front of EUT Open



Test of: NTT docomo P-07A

To: OET Bulletin 65 Supplement C: (2001-01)

PHT/74681JD09/012: Rear of EUT Open



Test of: NTT docomo P-07A

To: OET Bulletin 65 Supplement C: (2001-01)

PHT/74681JD09/013: Rear of EUT With Display at 90 Degrees to Keypad



Test of: NTT docomo P-07A

To: OET Bulletin 65 Supplement C: (2001-01)

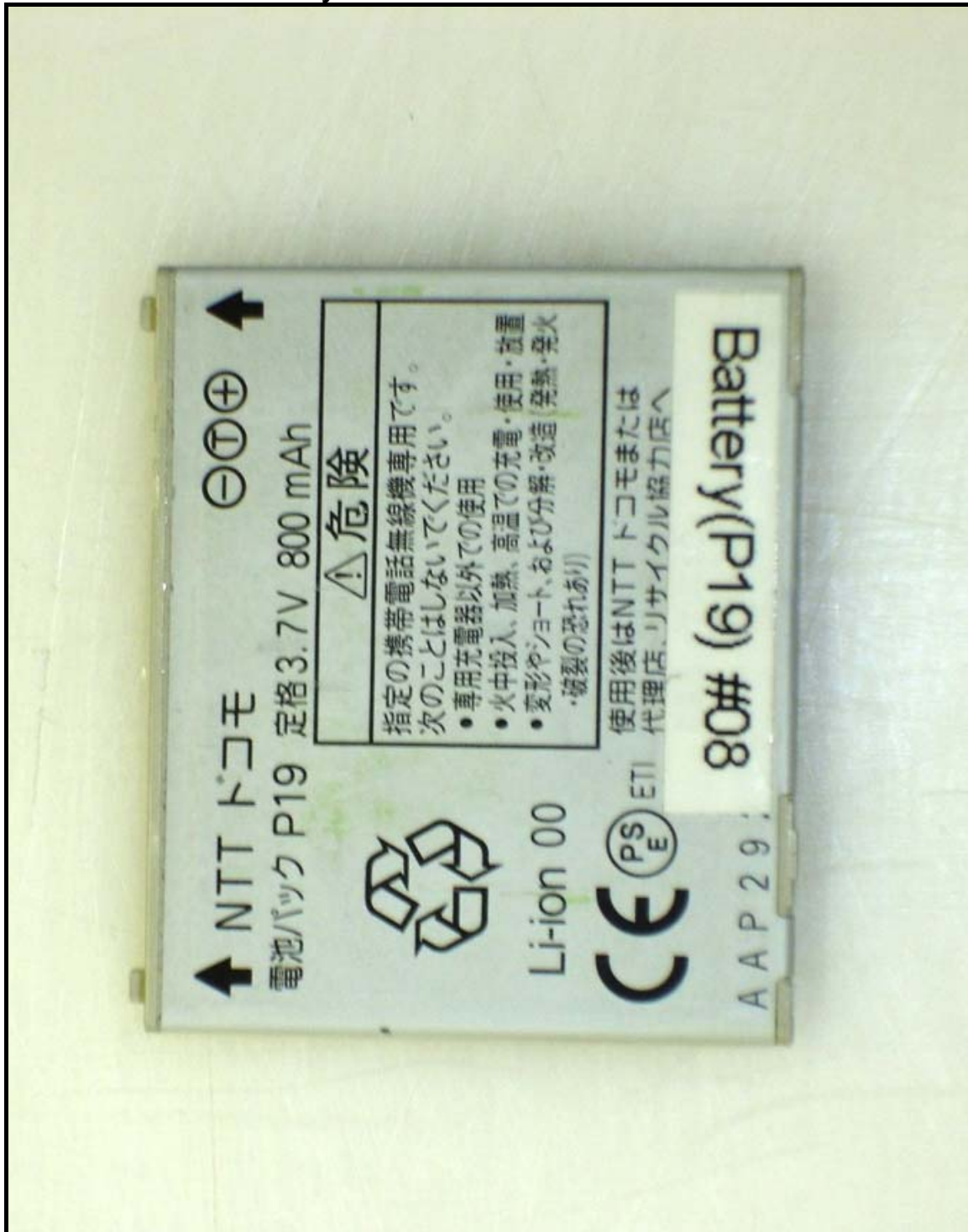
PHT/74681JD09/014: Internal View of EUT



Test of: NTT docomo P-07A

To: OET Bulletin 65 Supplement C: (2001-01)

PHT/74681JD09/015: Battery View of EUT



Test of: NTT docomo P-07A

To: OET Bulletin 65 Supplement C: (2001-01)

PHT/74681JD09/016: Personal Hands Free Kit



Test of: NTT docomo P-07A

To: OET Bulletin 65 Supplement C: (2001-01)


PHT/74681JD09/017: 900MHz Fluid Level



Test of: NTT docomo P-07A

To: OET Bulletin 65 Supplement C: (2001-01)

PHT/74681JD09/018: 1900MHz Fluid Level



Test of: NTT docomo P-07A

To: OET Bulletin 65 Supplement C: (2001-01)

PHT/74681JD09/019: Rear of EUT With Display at 90 Degrees to Keypad Facing Phantom

