
Appendix for the Report

Dosimetric Assessment of the Portable Device Panasonic P-01A (FCC ID: UCE208009A)

According to the FCC Requirements

Pictures

September 29, 2008
IMST GmbH
Carl-Friedrich-Gauß-Str. 2
D-47475 Kamp-Lintfort

Customer
Panasonic Mobile Communications Dev of Europe Ltd.
Panasonic House Willoughby Road
Bracknell, Berkshire, RG12 8FP, UK

The test results only relate to the items tested. This report shall not be reproduced except in full without the written approval of the testing laboratory.

1 Subject of Investigation



Fig. 1: Pictures of the device under test.

8.9 Pictures of the device under test

Fig. 20 – 22 show the device under test, used and available accessories.



Fig. 20: Pictures of the device under test.



Fig. 21: Side view of the device, open configuration.



Fig. 22: Used headset, Stereo Earphone Set P01

8.10 Test Positions for the Device under Test

Fig. 23 - 30 show the test positions for the SAR measurements.



Fig. 23: Cheek position, left side.



Fig. 24: Tilted position, left side.



Fig. 25: Cheek position, right side.



Fig. 26: Tilted position, right side




Fig. 27: Body worn configuration, GSM and WCDMA V mode with headset, display towards the phantom.




Fig. 28: Body worn configuration, GSM and WCDMA V mode with headset, display towards the ground.




Fig. 29: Body worn configuration, GPRS and WCDMA V mode without headset, display towards the phantom.




Fig. 30: Body worn configuration, GPRS and WCDMA V mode without headset, display towards the ground.