

FCC PART 15C TEST REPORT FOR CERTIFICATION
On Behalf of

Altai Technologies Limited

A8-Ein Super WiFi Base Station

Model No.: WA8011N

FCC ID: UCC-WA8011N

Prepared for : Altai Technologies Limited
Units209, 2/F, Lakeside 2, 10 Science Park West Avenue, Hong
Kong Science Park, Shatin, Hong Kong, China

Prepared By : Audix Technology (Shenzhen) Co., Ltd.
No. 6, Ke Feng Rd., 52 Block,
Shenzhen Science & Industrial Park,
Nantou, Shenzhen, Guangdong, China

Tel: (0755) 26639496

Report Number : ACS-F12255
Date of Test : Aug.22~Nov.25, 2012
Date of Report : Jan.27, 2013

TABLE OF CONTENTS

Description	Page
1. SUMMARY OF STANDARDS AND RESULTS	1-5
1.1. Description of Standards and Results	1-5
2. GENERAL INFORMATION	2-1
2.1. Description of Device (EUT)	2-1
2.2. Test Information	2-2
2.3. Tested Supporting System Details.....	2-3
2.4. Block Diagram of Test Setup	2-3
2.5. Test Facility	2-4
2.6. Measurement Uncertainty (95% confidence levels, k=2).....	2-4
3. POWER LINE CONDUCTED EMISSION TEST.....	3-1
3.1. Test Equipments	3-1
3.2. Block Diagram of Test Setup	3-1
3.3. Power Line Conducted Emission Test Limits	3-1
3.4. Configuration of EUT on Test.....	3-1
3.5. Operating Condition of EUT	3-2
3.6. Test Procedure	3-2
3.7. Power Line Conducted Emission Test Results	3-2
4. RADIATED EMISSION TEST	4-1
4.1. Test Equipment.....	4-1
4.2. Block Diagram of Test Setup	4-1
4.3. Radiated Emission Limit	4-2
4.4. EUT Configuration on Test	4-3
4.5. Operating Condition of EUT	4-3
4.6. Test Procedure	4-3
4.7. Radiated Emission Test Results	4-4
5. CONDUCTED SPURIOUS EMISSIONS	5-1
5.1. Test Equipment.....	5-1
5.2. Limit	5-1
5.3. Test Procedure	5-1
5.4. Test result	5-1
6. BAND EDGE COMPLIANCE TEST	6-1
6.1. Test Equipment.....	6-1
6.2. Limit	6-1
6.3. Test Produce	6-1
6.4. Test Results	6-1
7. 6dB Bandwidth Test	7-1
7.1. Test Equipment.....	7-1
7.2. Limit	7-1
7.3. Test Procedure	7-1
7.4. Test Results	7-1
8. OUTPUT POWER TEST	8-1
8.1. Test Equipment.....	8-1
8.2. Limit (FCC Part 15C 15.247 b(3))	8-1
8.3. Test Procedure	8-1
8.4. Test Results	8-2
9. POWER SPECTRAL DENSITY TEST	9-1
9.1. Test Equipment.....	9-1

9.2.	Limit	9-1
9.3.	Test Procedure	9-1
9.4.	Test Results	9-2
10.	ANTENNA REQUIREMENT	10-1
10.1.	STANDARD APPLICABLE	10-1
10.2.	ANTENNA CONNECTED CONSTRUCTION	10-1
11.	MPE ESTIMATION	11-1
11.1.	Limit for General Population/ Uncontrolled Exposures	11-1
11.2.	Estimation Result.....	11-1
12.	DEVIATION TO TEST SPECIFICATIONS	12-1
13.	PHOTOGRAPH OF TEST.....	13-1
13.1.	Photos of Power Line Conducted Emission Test	13-1
13.2.	Photos of Radiated Emission Test	13-2
14.	PHOTOS OF THE EUT	14-1

TEST REPORT CERTIFICATION

Applicant : Altai Technologies Limited
 Manufacturer : Altai Technologies Limited
 EUT Description : A8-Ein Super WiFi Base Station
 FCC ID : UCC-WA8011N
 (A) MODEL NO. : WA8011N
 (B) SERIAL NO. : N/A
 (C) POWER SUPPLY : DC 56V
 (D) TEST VOLTAGE : DC 56V From Adapter Input AC 120V/60Hz

Tested for comply with:
 FCC Rules and Regulations Part 15 Subpart C: 2011

Test procedure used:
 ANSI C63.10:2009

The device described above is tested by AUDIX TECHNOLOGY (SHENZHEN) CO., LTD. to confirm comply with all the FCC Part 15 Subpart C requirements. The test results are contained in this test report and AUDIX TECHNOLOGY (SHENZHEN) CO., LTD. is assumed full responsibility for the accuracy and completeness of these tests. Also, this report shows that the Equipment Under Test (EUT) is to be technically compliant with the FCC and IC requirements. This report contains data that are not covered by the NVLAP accreditation.

This Report is made under FCC Part 2.1075. No modifications were required during testing to bring this product into compliance.

This report applies to above tested sample only. This report shall not be reproduced in part without written approval of AUDIX TECHNOLOGY (SHENZHEN) CO., LTD.

The report must not be used by the client to claim product certification, approval, or endorsement by NVLAP, NIST, or any agency of the federal government.

Date of Test : Aug.22~ Nov.25, 2012 Report of date: Jan.27, 2013

Prepared by : June Shao Reviewed by : Sunny Lu
 June Shao/ Assistant Sunny Lu / Assistant Manager

AUDIX[®] 信華科技(深圳)有限公司
 Audix Technology (Shenzhen) Co., Ltd.
 EMC 部門報告專用章
 Stamp only for EMC Dept. Report
 Signature: Ken Lu 2013

Approved & Authorized Signer : Ken Lu / Manager

1. SUMMARY OF STANDARDS AND RESULTS

1.1. Description of Standards and Results

The EUT have been tested according to the applicable standards as referenced below.

EMISSION		
Description of Test Item	Standard	Results
Power Line Conducted Emission	FCC Part 15: 15.207 ANSI C63.10: 2009	PASS
Radiated Emission	FCC Part 15: 15.209 ANSI C63.10: 2009	PASS
Band Edge Compliance	FCC Part 15: 15.247 ANSI C63.10: 2009	PASS
Conducted spurious emissions	FCC Part 15: 15.247 ANSI C63.10: 2009	PASS
6dB Bandwidth	FCC Part 15: 15.247 ANSI C63.10: 2009	PASS
Peak Output Power	FCC Part 15: 15.247 ANSI C63.10: 2009	PASS
Power Spectral Density	FCC Part 15: 15.247 ANSI C63.10: 2009	PASS
Antenna requirement	FCC Part 15: 15.203	PASS

2. GENERAL INFORMATION

2.1. Description of Device (EUT)

Product Name	: A8-Ein Super WiFi Base Station
Model Number	: WA8011N
FCC ID	: UCC-WA8011N
Operation Frequency	: IEEE 802.11b: 2412MHz—2462MHz IEEE 802.11g: 2412MHz—2462MHz IEEE 802.11n HT20:2412MHz—2462MHz IEEE 802.11n HT20: 5745MHz—5825MHz IEEE 802.11n HT40: 2422MHz—2452MHz IEEE 802.11n HT40: 5755MHz—5795MHz IEEE 802.11a: 5.745GHz—5.825GHz
Channel Number	: IEEE 802.11b/g: 11 Channels IEEE 802.11n HT20 2.4GHz : 11 Channels IEEE 802.11n HT40 2.4GHz band: 7Channels IEEE 802.11n HT20 5.7GHz band : 5Channels IEEE 802.11n HT40 5.7GHz band: 2Channels IEEE 802.11a 5.7GHz band :5Channels
Modulation Technology	: IEEE 802.11b: DSSS(CCK,DQPSK,DBPSK) IEEE 802.11g: OFDM(64QAM, 16QAM, QPSK, BPSK) IEEE 802.11n :OFDM(64QAM, 16QAM, QPSK, BPSK) IEEE 802.11a: OFDM (64QAM, 16QAM, QPSK,BPSK)
Antenna Assembly Gain	: Dipole Antenna, PK gain 20dBi
Applicant	: Altai Technologies Limited Units209, 2/F, Lakeside 2, 10 Science Park West Avenue, Hong Kong Science Park, Shatin, Hong Kong, China
Manufacturer	: Altai Technologies Limited Units209, 2/F, Lakeside 2, 10 Science Park West Avenue, Hong Kong Science Park, Shatin, Hong Kong, China
Power Adapter	: Manufacturer: FSGREAT M/N: GRT-560110A S/N : 120940004
Date of Test	: Aug.22~Nov.25, 2012
Date of Receipt	: Aug.20, 2012
Sample Type	: Prototype production

2.2. Test Information

A special test software was used to control EUT work in Continuous TX mode(100% duty cycle), and select test channel, wireless mode and data rate.

Tested mode, channel, and data rate information			
Mode	data rate (Mbps)(see Note)	Channel	Frequency (MHz)
IEEE 802.11a	6	CH149	5745
	6	CH157	5785
	6	CH165	5825
IEEE 802.11n HT20	6.5	CH149	5745
	6.5	CH157	5785
	6.5	CH165	5825
IEEE 802.11n HT40	13.5	CH151	5755
	13.5	CH155	5775
	13.5	CH159	5795

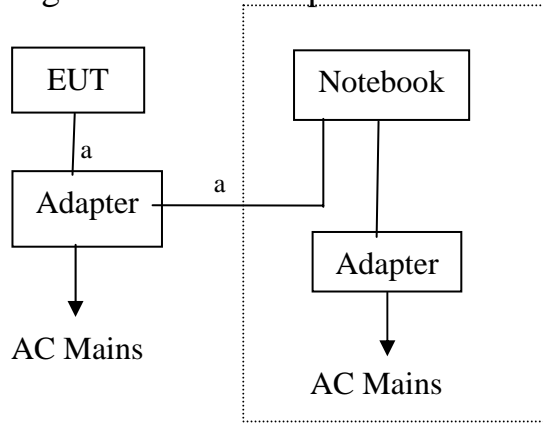
Note1: According exploratory test and product specification EUT will have maximum output power in those data rate, so those data rate were used for all test.

Note2: The device use 2.4G and 5.8GHz frequency Band. As to 5.8GHz band, This device use MIMO 2X2 antennas, for IEEE802.11a mode, two antenna can transmit simultaneously, so for 11a Mode. Test with two antennas transmit synchronous, for IEEE802.11n mode, it's MIMO technology, for radiated emissions test, this mode was performed with two antennas transmit synchronous.

2.3. Tested Supporting System Details

No.	Description	ACS No.	Manufacturer	Model	Serial Number	Approved type
1	Notebook	Test PC R	DELL	D430	PP09S	<input checked="" type="checkbox"/> FCC DoC

2.4. Block Diagram of Test Setup



a: LAN Cable

(EUT: A8-Ein Super WiFi Base Station)

2.5. Test Facility

Site Description

Name of Firm : Audix Technology (Shenzhen) Co., Ltd.
No. 6, Ke Feng Rd., 52 Block, Shenzhen
Science & Industrial Park, Nantou,
Shenzhen, Guangdong, China

3m Anechoic Chamber : Certificated by FCC, USA
Registration Number: 90454
Valid Date: Feb.22, 2015

3m & 10m Anechoic Chamber : Certificated by FCC, USA
Registration Number: 794232
Valid Date: Oct.31, 2015

EMC Lab. : Certificated by Industry Canada
Registration Number: IC 5183A-1
Valid Date: Jun.13, 2014

: Certificated by DAkkS, Germany
Registration No: D-PL-12151-01-01
Valid Date: Feb.01, 2014

Accredited by NVLAP, USA
NVLAP Code: 200372-0
Valid Date: Mar.31, 2013

2.6. Measurement Uncertainty (95% confidence levels, k=2)

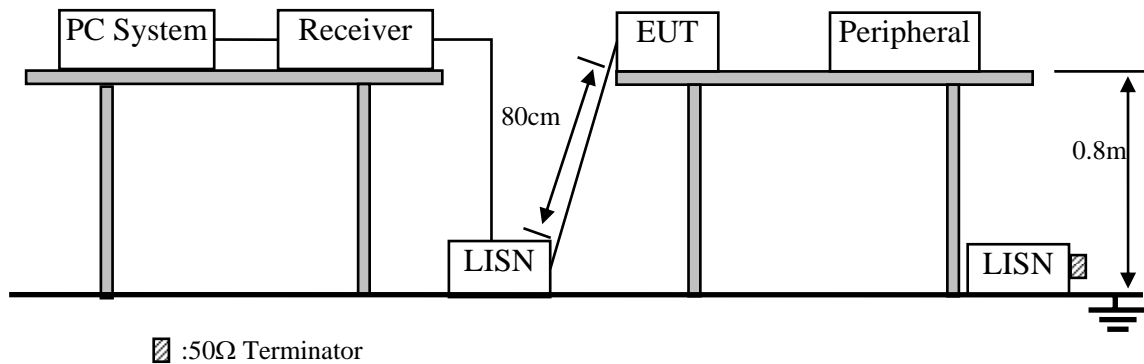
Test Item	Uncertainty
Uncertainty for Conduction emission test in No. 1 Conduction	3.2 dB (150KHz to 30MHz)
Uncertainty for Radiation Emission test in 3m chamber	3.6 dB(30~200MHz, Polarize: H)
	3.8 dB(30~200MHz, Polarize: V)
	4.2 dB(200M~1GHz, Polarize: H)
	3.8 dB(200M~1GHz, Polarize: V)
Uncertainty for Radiation Emission test in 3m chamber (1GHz-18GHz)	3.1dB (Distance: 3m Polarize: V)
	3.7 dB (Distance: 3m Polarize: H)
Uncertainty for Radiated Spurious Emission test in RF chamber	3.57 dB
Uncertainty for Conduction Spurious emission test	2.00 dB
Uncertainty for Output power test	0.73 dB
Uncertainty for Power density test	2.00 dB
Uncertainty for Frequency range test	7×10^{-8}
Uncertainty for Bandwidth test	83 kHz
Uncertainty for DC power test	0.038 %
Uncertainty for test site temperature and humidity	0.6°C
	3%

3. POWER LINE CONDUCTED EMISSION TEST

3.1. Test Equipments

Item	Equipment	Manufacturer	Model No.	Serial No.	Last Cal.	Cal. Interval
1.	Test Receiver	Rohde & Schwarz	ESHS10	838693/001	Oct.31, 12	1 Year
2.	L.I.S.N.#1	Rohde & Schwarz	ESH2-Z5	834066/011	Oct.31, 12	1 Year
3.	L.I.S.N.#3	Kyoritsu	KNW-242C	8-1920-1	May.08, 12	1 Year
4.	Terminator	Hubersuhner	50Ω	No. 1	May.08, 12	1 Year
5.	Terminator	Hubersuhner	50Ω	No. 2	May.08, 12	1 Year
6.	RF Cable	Fujikura	3D-2W	No.1	May.08, 12	1Year
7.	Coaxial Switch	Anritsu	MP59B	M50564	May.08, 12	1 Year
8.	Pulse Limiter	Rohde & Schwarz	ESH3-Z2	100341	May.08, 12	1 Year

3.2. Block Diagram of Test Setup



3.3. Power Line Conducted Emission Test Limits

Frequency	Maximum RF Line Voltage	
	Quasi-Peak Level dB(μV)	Average Level dB(μV)
150kHz ~ 500kHz	66 ~ 56*	56 ~ 46*
500kHz ~ 5MHz	56	46
5MHz ~ 30MHz	60	50

- Notes: 1. * Decreasing linearly with logarithm of frequency.
 2. The lower limit shall apply at the transition frequencies.

3.4. Configuration of EUT on Test

The following equipment are installed on Power Line Conducted Emission Test to meet the commission requirement and operating regulations in a manner which tends to maximize its emission characteristics in a normal application.

3.4.1. A8-Ein Super WiFi Base Station (EUT)

Model Number : WA8011N
 Serial Number : N/A

3.4.2. Support Equipment: As Tested Supporting System Details, in Section 2.2.

3.5. Operating Condition of EUT

- 3.5.1. Setup the EUT and simulator as shown as Section 3.2.
- 3.5.2. Turned on the power of all equipment.
- 3.5.3. PC run test software to control EUT work in Tx mode.

3.6. Test Procedure

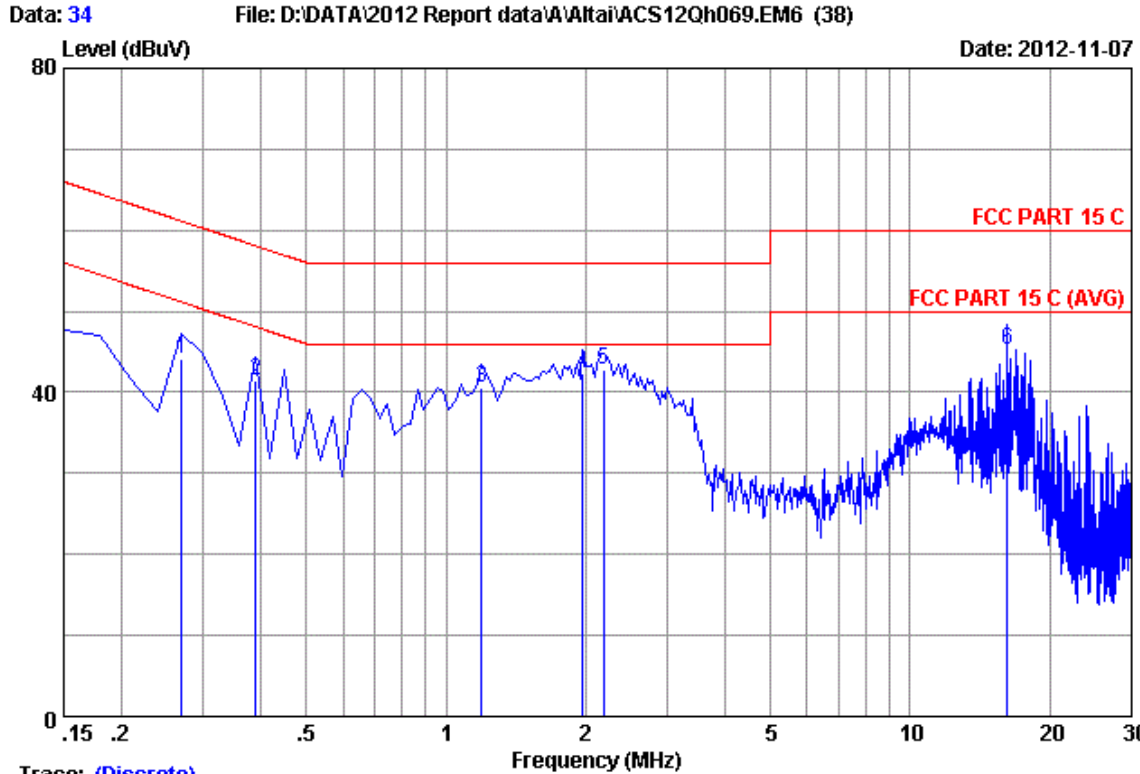
The EUT was placed on a non-metallic table, 80cm above the ground plane. The EUT Power connected to the power mains through a line impedance stabilization network (L.I.S.N. 1#). This provides a 50 ohm coupling impedance for the EUT (Please refer the block diagram of the test setup and photographs). The AC line are checked to find out the maximum conducted emission. In order to find the maximum emission levels, the relative positions of equipment and all of the interface cables shall be changed according to ANSI C63.10: 2009 on Conducted Emission Test.

The bandwidth of test receiver (R & S ESHS10) is set at 9kHz.

The frequency range from 150kHz to 30MHz is checked.

3.7. Power Line Conducted Emission Test Results

PASS. (All emissions not reported below are too low against the prescribed limits.)



Trace: (Discrete)

Site no :1#conduction Data No :34

Dis./Ant. **: 2012 ESH2-25 LINE

Limit :FCC PART 15 C

Env./Ins. :22.9*C/45% Engineer :Leo-Li

EUT :A8-Ein Super WiFi Base Station

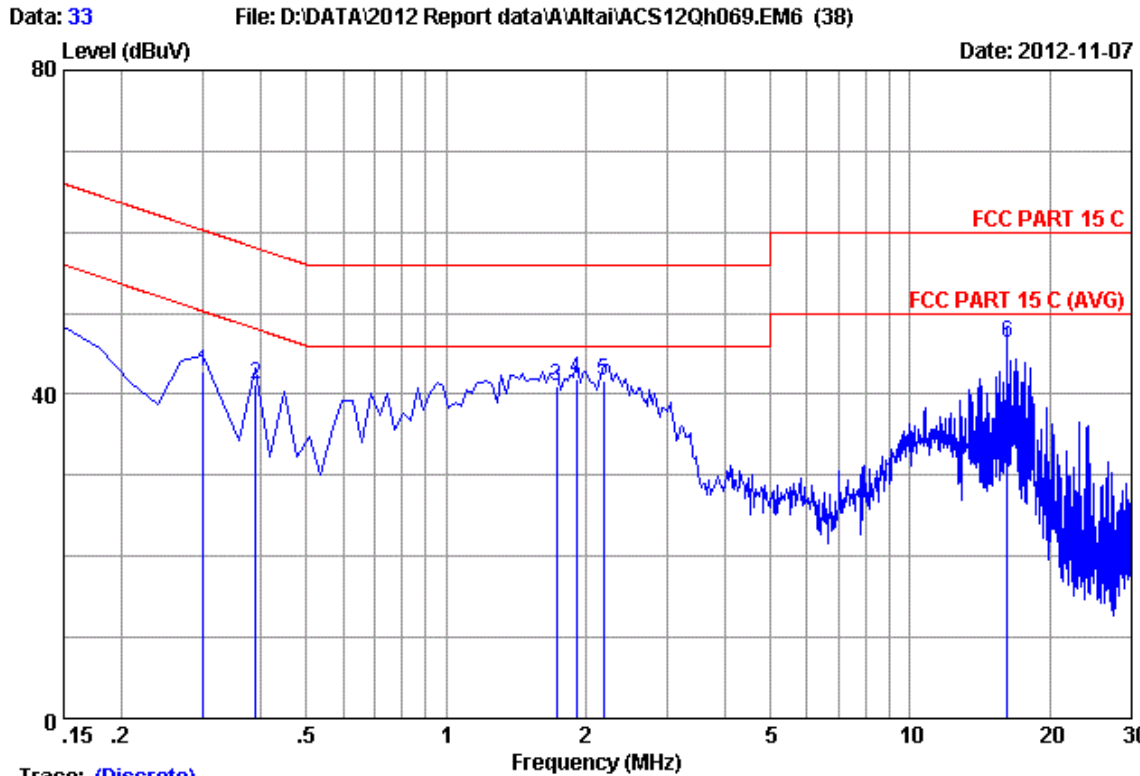
Power Rating :DC 56V From Adapter Input AC 120V/60Hz

Test Mode :Tx Mode

M/N:WA8011N

No	Freq (MHz)	LISN Factor (dB)	Cable Loss (dB)	Reading (dBuV)	Emission Level (dBuV)	Limits (dBuV)	Margin (dB)	Remark
1	0.26940	0.15	9.95	34.04	44.14	61.14	17.00	QP
2	0.38880	0.16	9.95	31.26	41.37	58.09	16.72	QP
3	1.195	0.18	9.94	30.35	40.47	56.00	15.53	QP
4	1.971	0.20	9.94	32.20	42.34	56.00	13.66	QP
5	2.180	0.20	9.94	32.61	42.75	56.00	13.25	QP
6	16.209	0.44	10.00	34.82	45.26	60.00	14.74	QP

Remarks: 1.Emission Level=LISN Factor+Cable Loss(Include 10dB pulse limit)+Reading.
 2.If the average limit is met when using a quasi-peak detector, the EUT shall be deemed to meet both limits and measurement with average detector is unnecessary.



Trace: (Discrete)

Site no :1#conduction Data No :33
 Dis./Ant. **: 2012 ESH2-Z5 NEUTRAL
 Limit :FCC PART 15 C
 Env./Ins. :22.9*C/45% Engineer :Leo-Li
 EUT :A8-Ein Super WiFi Base Station
 Power Rating :DC 56V From Adapter Input AC 120V/60Hz
 Test Mode :Tx Mode
 M/N:WA8011N

No	Freq (MHz)	LISN Factor (dB)	Cable Loss (dB)	Reading (dBuV)	Emission Level (dBuV)	Limits (dBuV)	Margin (dB)	Remark
1	0.29925	0.14	9.95	32.65	42.74	60.26	17.52	QP
2	0.38880	0.15	9.95	31.20	41.30	58.09	16.79	QP
3	1.732	0.19	9.94	30.80	40.93	56.00	15.07	QP
4	1.911	0.20	9.94	31.81	41.95	56.00	14.05	QP
5	2.180	0.20	9.94	31.58	41.72	56.00	14.28	QP
6	16.209	0.34	10.00	35.92	46.26	60.00	13.74	QP

Remarks: 1.Emission Level=LISN Factor+Cable Loss(Include 10dB pulse limit)+Reading.
 2.If the average limit is met when using a quasi-peak detector, the EUT shall be deemed to meet both limits and measurement with average detector is unnecessary.

4. RADIATED EMISSION TEST

4.1. Test Equipment

4.1.1. For frequency range 30MHz~1000MHz (At Anechoic Chamber)

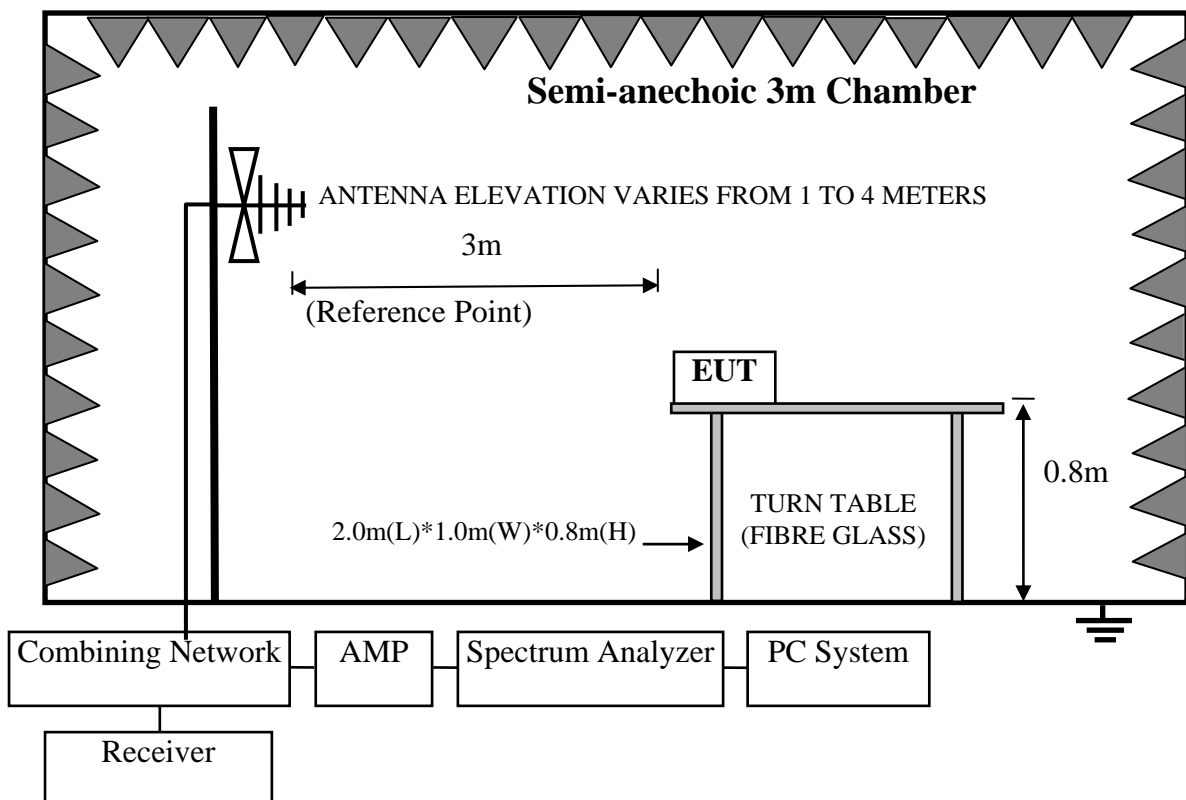
Item	Equipment	Manufacturer	Model No.	Serial No.	Last Cal.	Cal. Interval
1	3#Chamber	AUDIX	N/A	N/A	Nov.28,11	1 Year
2	EMI Spectrum	Agilent	E4407B	MY41440292	May.08, 12	1 Year
3	Test Receiver	Rohde & Schwarz	ESVS10	834468/011	May.08, 12	1 Year
4	Amplifier	HP	8447D	2648A04738	May.08, 12	1 Year
5	Bilog Antenna	Schaffner	CBL6111C	2598	Dec.26, 10	2.0 Year
6	RF Cable	MIYAZAKI	CFD400-NL	3# Chamber No.1	May.08, 12	1 Year
7	Coaxial Switch	Anritsu	MP59B	M74389	May.08, 12	1 Year

4.1.2. For frequency range 1GHz~25GHz (At Anechoic Chamber)

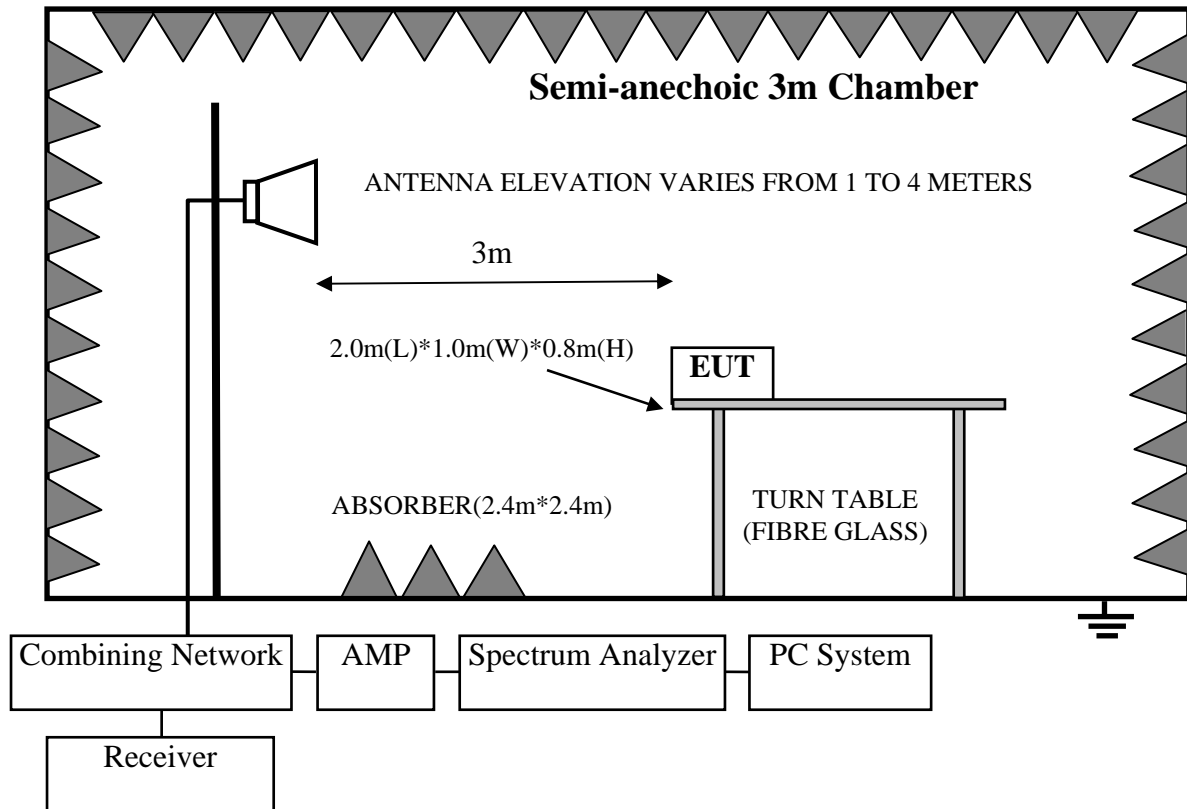
Item	Equipment	Manufacturer	Model No.	Serial No.	Last Cal.	Cal. Interval
1	Spectrum Analyzer	Agilent	E4407B	MY41440292	May.08, 12	1 Year
2	Horn Antenna	EMCO	3115	9510-4580	June.05, 12	1 Year
3	Amplifier	Agilent	8449B	3008A00863	May.08, 12	1 Year
4	RF Cable	Hubersuhner	SUCOFLEX106	77980/6	May.08, 12	1 Year
5	RF Cable	Hubersuhner	SUCOFLEX106	77977/6	May.08, 12	1 Year
6	Horn Antenna	EMCO	3116	00060089	May.08, 12	1.5Year

4.2. Block Diagram of Test Setup

For frequency range 30MHz-1000MHz



For frequency range 1GHz-25GHz



4.3.Radiated Emission Limit

4.3.1. 15.209 limits

FREQUENCY MHz	DISTANCE Meters	FIELD STRENGTHS LIMIT	
		$\mu\text{V}/\text{m}$	$\text{dB}(\mu\text{V})/\text{m}$
30 ~ 88	3	100	40.0
88 ~ 216	3	150	43.5
216 ~ 960	3	200	46.0
960 ~ 1000	3	500	54.0
Above 1000	3	74.0 $\text{dB}(\mu\text{V})/\text{m}$ (Peak) 54.0 $\text{dB}(\mu\text{V})/\text{m}$ (Average)	

Remark : (1) Emission level $\text{dB}\mu\text{V} = 20 \log$ Emission level $\mu\text{V}/\text{m}$

(2) The smaller limit shall apply at the cross point between two frequency bands.

(3) Distance is the distance in meters between the measuring instrument, antenna and the closest point of any part of the device or system.

4.3.2. 15.205 Restricted bands of operation

MHz	MHz	MHz	GHz
0.090 - 0.110	16.42 - 16.423	399.9 - 410	4.5 - 5.15
¹ 0.495 - 0.505	16.69475 - 16.69525	608 - 614	5.35 - 5.46
2.1735 - 2.1905	16.80425 - 16.80475	960 - 1240	7.25 - 7.75
4.125 - 4.128	25.5 - 25.67	1300 - 1427	8.025 - 8.5
4.17725 - 4.17775	37.5 - 38.25	1435 - 1626.5	9.0 - 9.2
4.20725 - 4.20775	73 - 74.6	1645.5 - 1646.5	9.3 - 9.5
6.215 - 6.218	74.8 - 75.2	1660 - 1710	10.6 - 12.7
6.26775 - 6.26825	108 - 121.94	1718.8 - 1722.2	13.25 - 13.4
6.31175 - 6.31225	123 - 138	2200 - 2300	14.47 - 14.5
8.291 - 8.294	149.9 - 150.05	2310 - 2390	15.35 - 16.2
8.362 - 8.366	156.52475 - 156.52525	2483.5 - 2500	17.7 - 21.4
8.37625 - 8.38675	156.7 - 156.9	2690 - 2900	22.01 - 23.12
8.41425 - 8.41475	162.0125 - 167.17	3260 - 3267	23.6 - 24.0
12.29 - 12.293	167.72 - 173.2	3332 - 3339	31.2 - 31.8
12.51975 - 12.52025	240 - 285	3345.8 - 3358	36.43 - 36.5
12.57675 - 12.57725	322 - 335.4	3600 - 4400	(²)

All the emissions appearing within 15.205 restricted frequency bands shall not exceed the limits shown in 15.209, all the other emissions shall be at least 20dB below the fundamental emissions, or comply with 15.209 limits.

4.4.EUT Configuration on Test

The configurations of EUT are listed in Section 3.5.

4.5.Operating Condition of EUT

Same as Conducted Emission test that is listed in Section 3.6. except the test set up replaced by Section 4.2.

4.6.Test Procedure

EUT and its simulators are placed on a turn table, which is 0.8 meter high above ground. The turn table can rotate 360 degrees to determine the position of the maximum emission level. Power on the EUT and let it working in test mode, then test it. EUT is set 3 meters away from the receiving antenna, which is mounted on a antenna tower. The antenna can be moved up and down between 1 meter and 4 meters to find out the maximum emission level. Broadband antenna (calibrated bilog antenna) is used as receiving antenna. Both horizontal and vertical polarization of the antenna are set on test.

The bandwidth of the EMI test receiver (R&S ESVS10) is set at 120kHz for frequency range from 30MHz to 1000 MHz.

The bandwidth of the Spectrum's VBW is set at 3MHz and RBW is set at 1MHz for peak emissions measurement above 1GHz and 1MHz RBW, 10Hz VBW for average emissions measure above 1GHz

The frequency range from 30MHz to 10th harmonic (40GHz) are checked. and no any emissions were found from 18GHz to40 GHz, So the radiated emissions from 18GHz to 40GHz were not record.

4.7.Radiated Emission Test Results

PASS.

All the emissions from 30MHz to 40 GHz were comply with 15.209 limits.

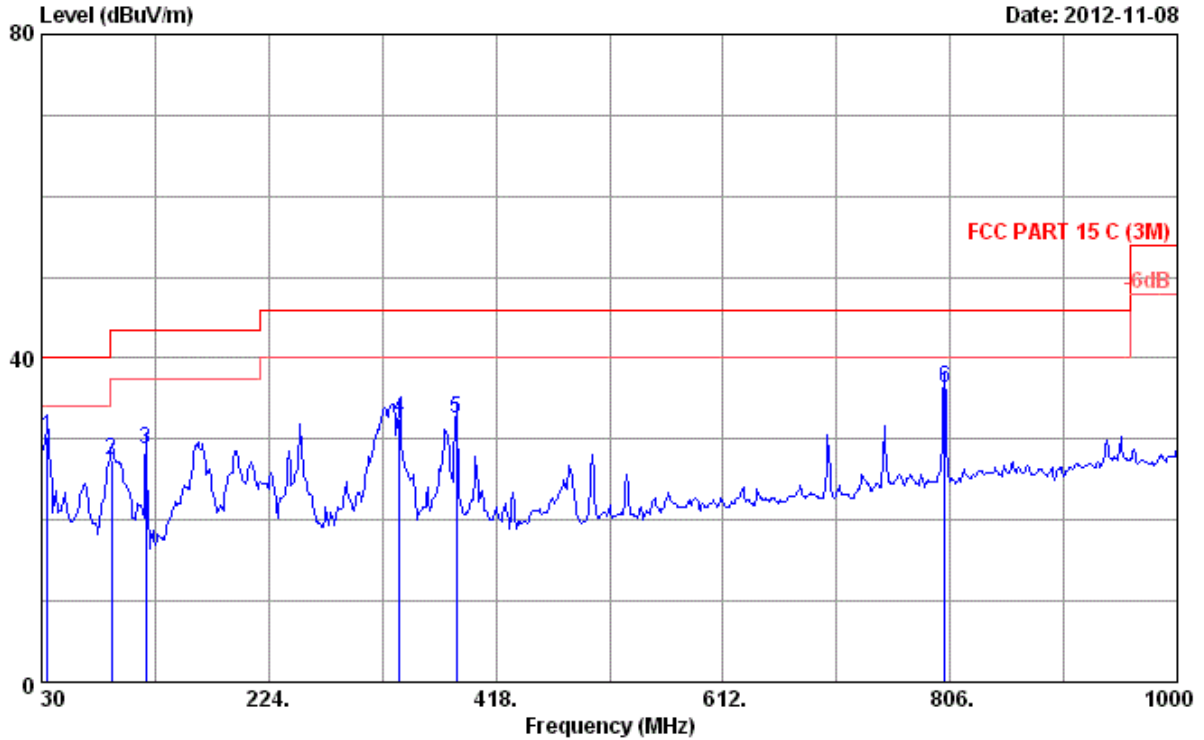
Note: For emissions above 1GHz, if peak level comply with average limit, then the average level is deemed to comply with average limit.

Frequency: 30MHz~1GHz

Data: 1

File: E:\2012 Report Data\A\ALTA\ACS12QH069.EM6 (10)

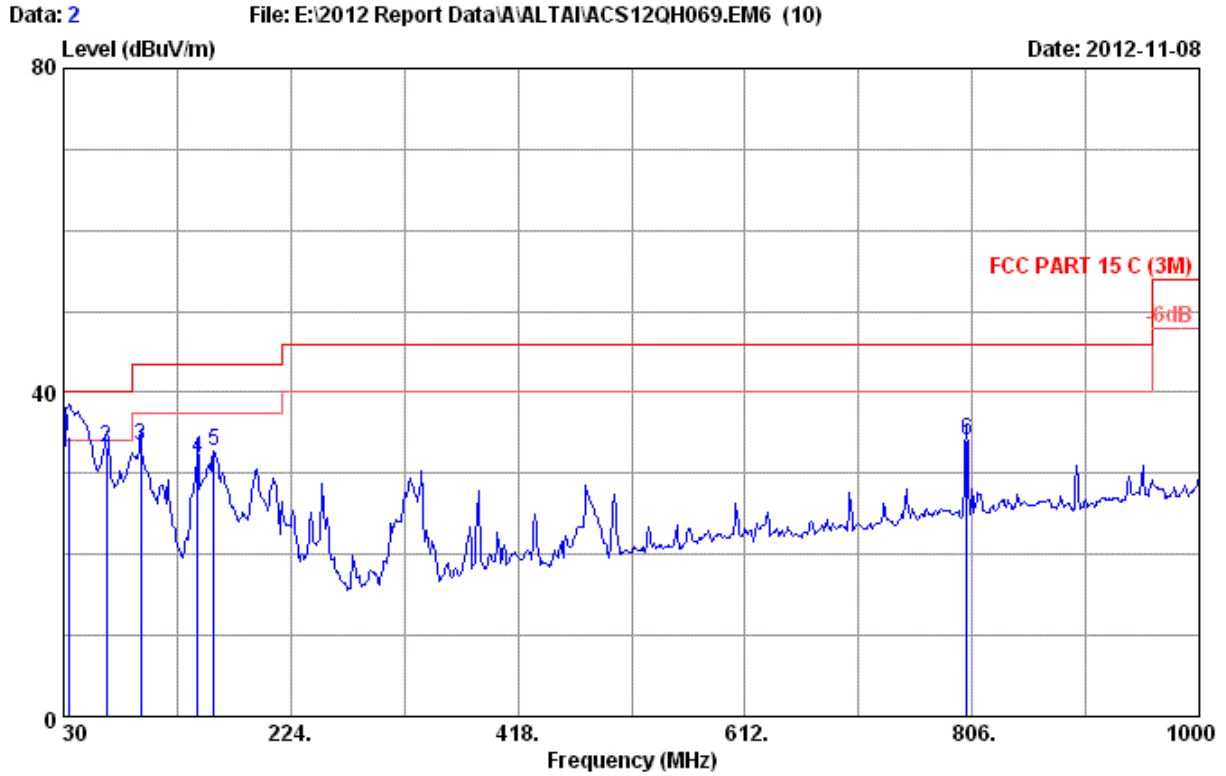
Date: 2012-11-08



Site no. : 3m Chamber Data no. : 1
 Dis. / Ant. : 3m 2012 CBL6111C 2598 Ant. pol. : HORIZONTAL
 Limit : FCC PART 15 C (3M)
 Env. / Ins. : 24°C/56% Engineer : Leo-Li
 EUT : A8-Ein Super WiFi Base Station
 Power rating : DC 56V From Adapter Input AC 120V/60Hz
 Test Mode : Tx Mode
 M/N:WA8011N

No.	Freq. (MHz)	Ant. Factor (dB/m)	Cable Loss (dB)	Reading (dBuV)	Emission Level (dBuV/m)	Limits (dBuV/m)	Margin (dB)	Remark
1	34.850	16.01	0.51	13.84	30.36	40.00	9.64	QP
2	90.140	8.22	0.79	18.36	27.37	43.50	16.13	QP
3	119.240	11.07	0.90	16.88	28.85	43.50	14.65	QP
4	335.550	14.81	1.39	16.27	32.47	46.00	13.53	QP
5	384.050	16.08	1.52	14.88	32.48	46.00	13.52	QP
6	801.150	22.73	2.70	10.92	36.35	46.00	9.65	QP

Remarks: 1. Emission Level= Antenna Factor + Cable Loss + Reading.
 2. The emission levels that are 20dB below the official limit are not reported.



Site no. : 3m Chamber Data no. : 2
 Dis. / Ant. : 3m 2012 CBL6111C 2598 Ant. pol. : VERTICAL
 Limit : FCC PART 15 C (3M)
 Env. / Ins. : 24°C/56% Engineer : Leo-Li
 EUT : A8-Ein Super WiFi Base Station
 Power rating : DC 56V From Adapter Input AC 120V/60Hz
 Test Mode : Tx Mode
 M/N:WA8011N

No.	Freq. (MHz)	Ant. Factor (dB/m)	Cable Loss (dB)	Reading (dBuV)	Emission Level (dBuV/m)	Limits (dBuV/m)	Margin (dB)	Remark
1	34.290	16.31	0.45	17.80	34.56	40.00	5.44	QP
2	66.860	5.50	0.69	27.01	33.20	40.00	6.80	QP
3	95.960	8.97	0.82	23.55	33.34	43.50	10.16	QP
4	144.460	11.17	0.94	19.66	31.77	43.50	11.73	QP
5	158.040	10.62	0.97	21.11	32.70	43.50	10.80	QP
6	801.150	22.73	2.70	8.58	34.01	46.00	11.99	QP

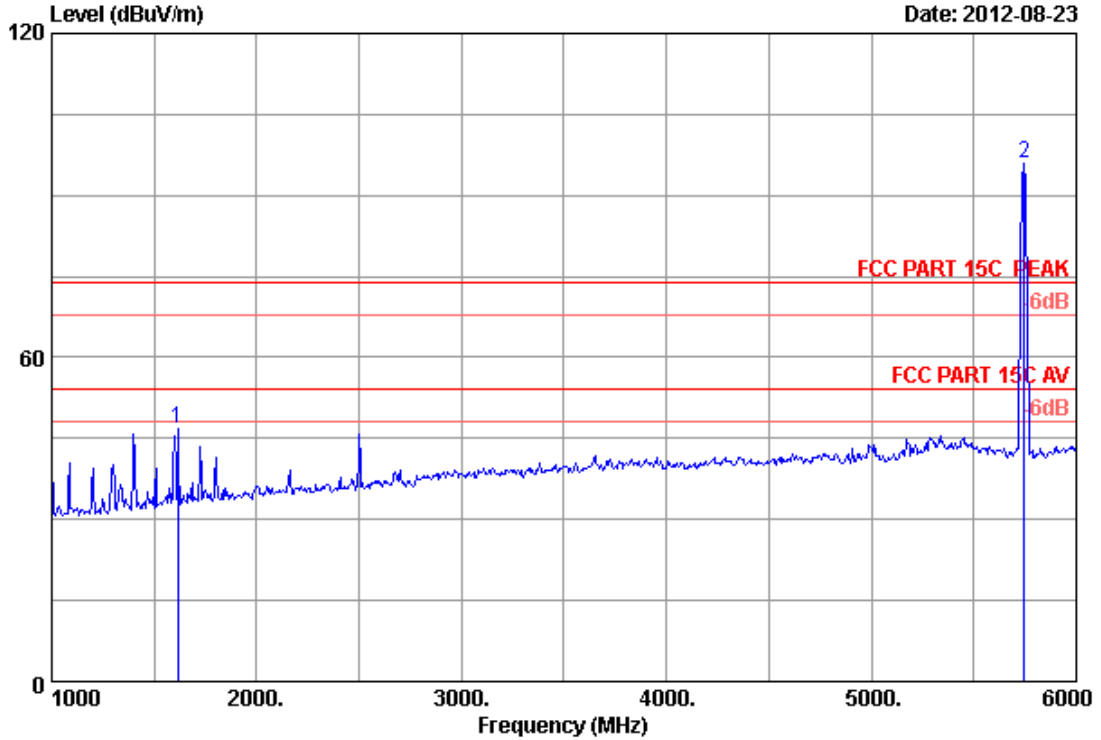
Remarks: 1. Emission Level= Antenna Factor + Cable Loss + Reading.
 2. The emission levels that are 20dB below the official limit are not reported.

Frequency: 1GHz~18GHz

Data: 105

File: G:\2012 Report\A\Altai\ACS12QH069-FCC ID.EM6 (182)

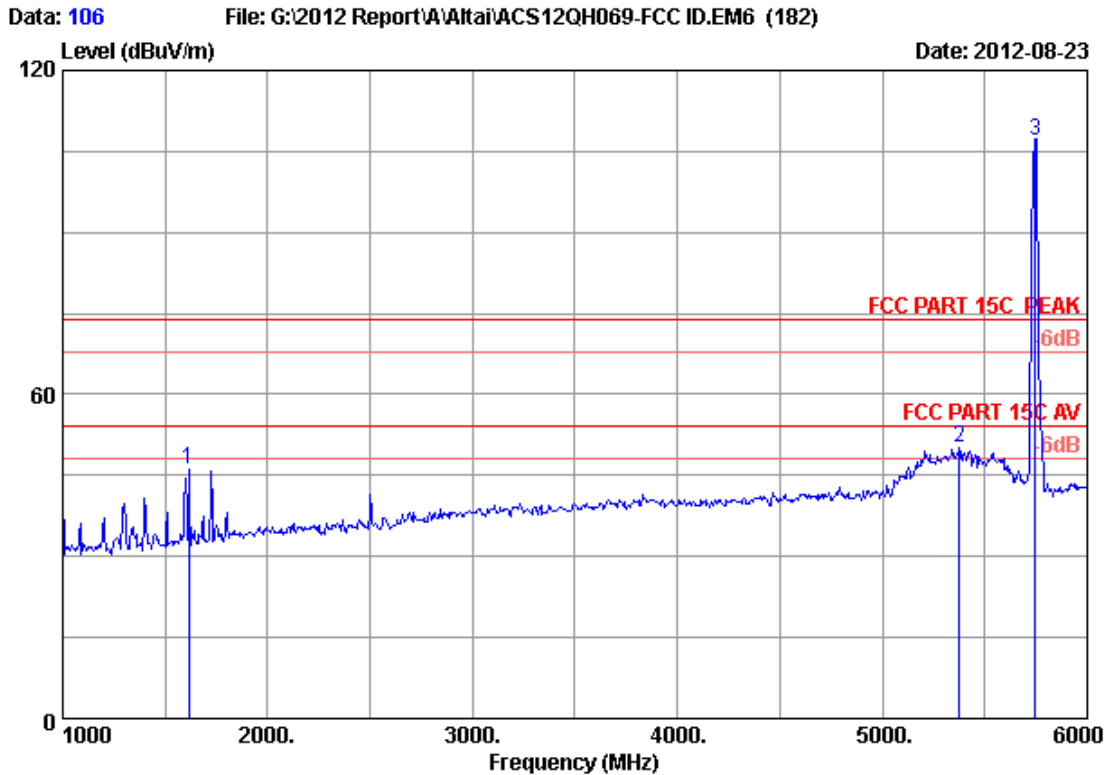
Date: 2012-08-23



Site no. : 3# Chamber Data no. : 105
 Dis. / Ant. : 3m 2011 3115 4580 Ant. pol. : VERTICAL
 Limit : FCC PART 15C PEAK
 Env. / Ins. : 24°C/56% Engineer : Leo-Li
 EUT : A8-Ein Super WiFi Base Station
 Power Rating : DC 56V From Adapter Input AC 120V/60Hz
 Test Mode : IEEE802.11a CH149 5745MHz Tx
 M/N : WA8011N

No.	Freq. (MHz)	Ant. Factor (dB/m)	Cable Loss (dB)	AMP factor (dBUV)	Reading (dBUV/m)	Emission Level (dBUV/m)	Limits (dB)	Margin (dB)	Remark
1	1615.000	25.79	4.78	34.59	50.87	46.85	74.00	27.15	Peak
2	5745.000	34.04	9.32	34.60	87.19	95.95	74.00	-21.95	Peak

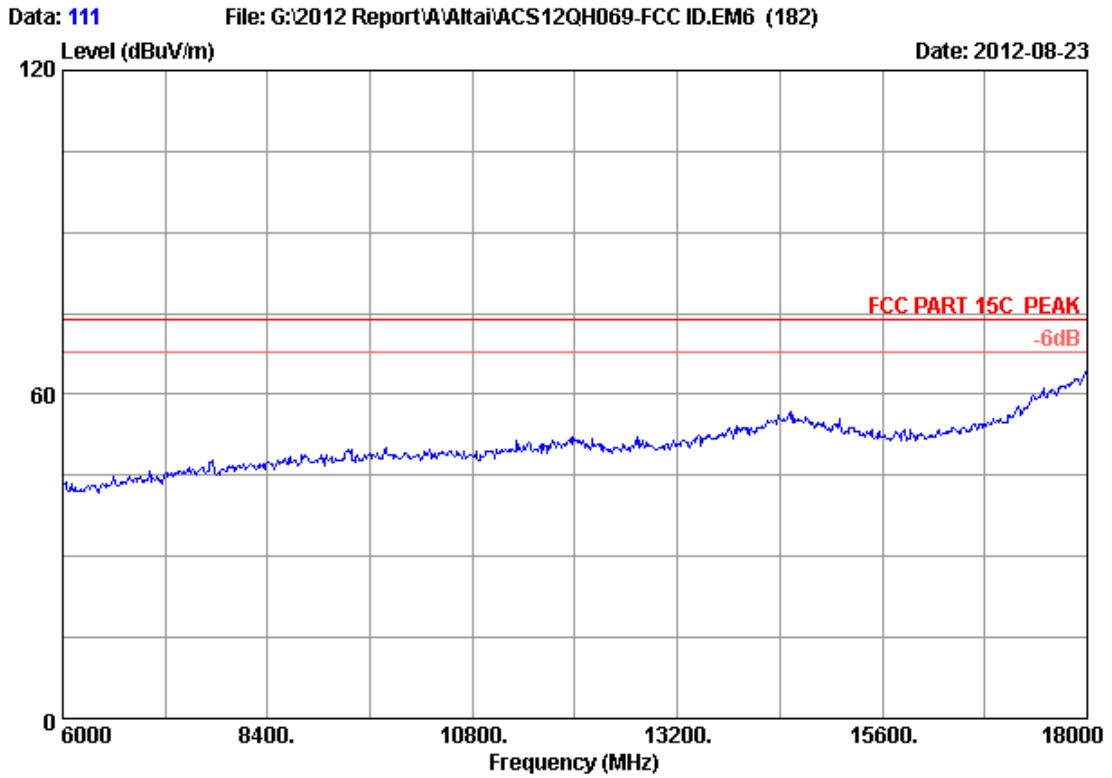
Remarks: 1. Emission Level= Antenna Factor + Cable Loss + Reading - Amp Factor
 2. The emission levels that are 20dB below the official limit are not reported.



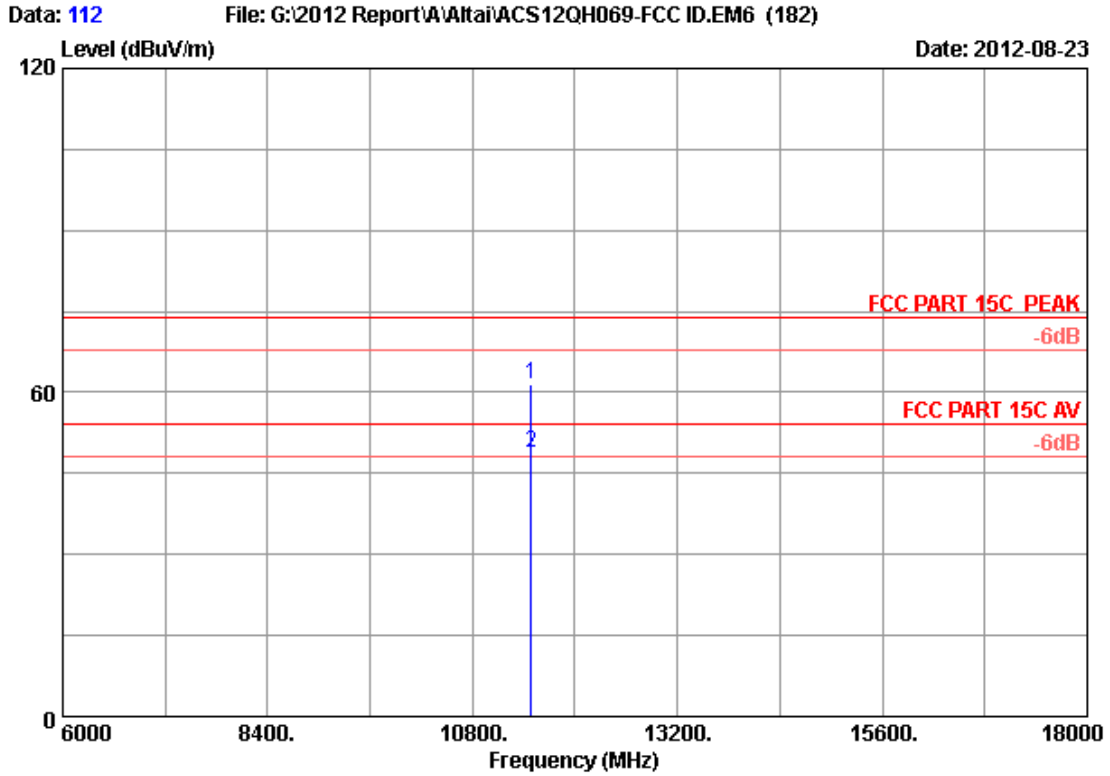
Site no. : 3# Chamber Data no. : 106
 Dis. / Ant. : 3m 2011 3115 4580 Ant. pol. : HORIZONTAL
 Limit : FCC PART 15C PEAK
 Env. / Ins. : 24*C/56% Engineer : Leo-Li
 EUT : A8-Ein Super WiFi Base Station
 Power Rating : DC 56V From Adapter Input AC 120V/60Hz
 Test Mode : IEEE802.11a CH149 5745MHz Tx
 M/N : WA8011N

No.	Freq. (MHz)	Ant. Factor (dB/m)	Cable Loss (dB)	AMP factor (dBUV)	Reading (dBUV/m)	Emission			Remark
						Level (dBUV/m)	Limits (dB)	Margin (dB)	
1	1615.000	25.79	4.78	34.59	50.06	46.04	74.00	27.96	Peak
2	5375.000	33.71	9.01	34.60	42.12	50.24	74.00	23.76	Peak
3	5745.000	34.04	9.32	34.60	98.22	106.98	74.00	-32.98	Peak

Remarks: 1. Emission Level= Antenna Factor + Cable Loss + Reading - Amp Factor
 2. The emission levels that are 20dB below the official limit are not reported.



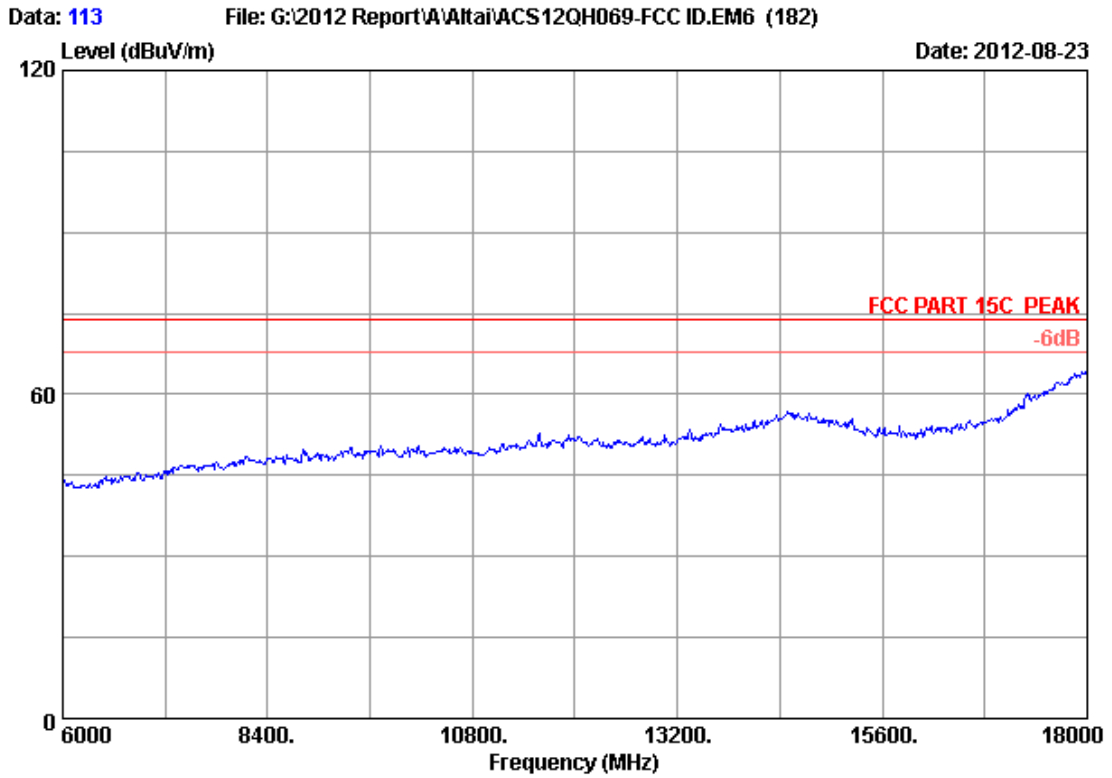
Site no. : 3# Chamber Data no. : 111
Dis. / Ant. : 3m 2011 3115 4580 Ant. pol. : VERTICAL
Limit : FCC PART 15C PEAK
Env. / Ins. : 24*C/56% Engineer : Leo-Li
EUT : A8-Ein Super WiFi Base Station
Power Rating : DC 56V From Adapter Input AC 120V/60Hz
Test Mode : IEEE802.11a CH149 5745MHz Tx
M/N : WA8011N



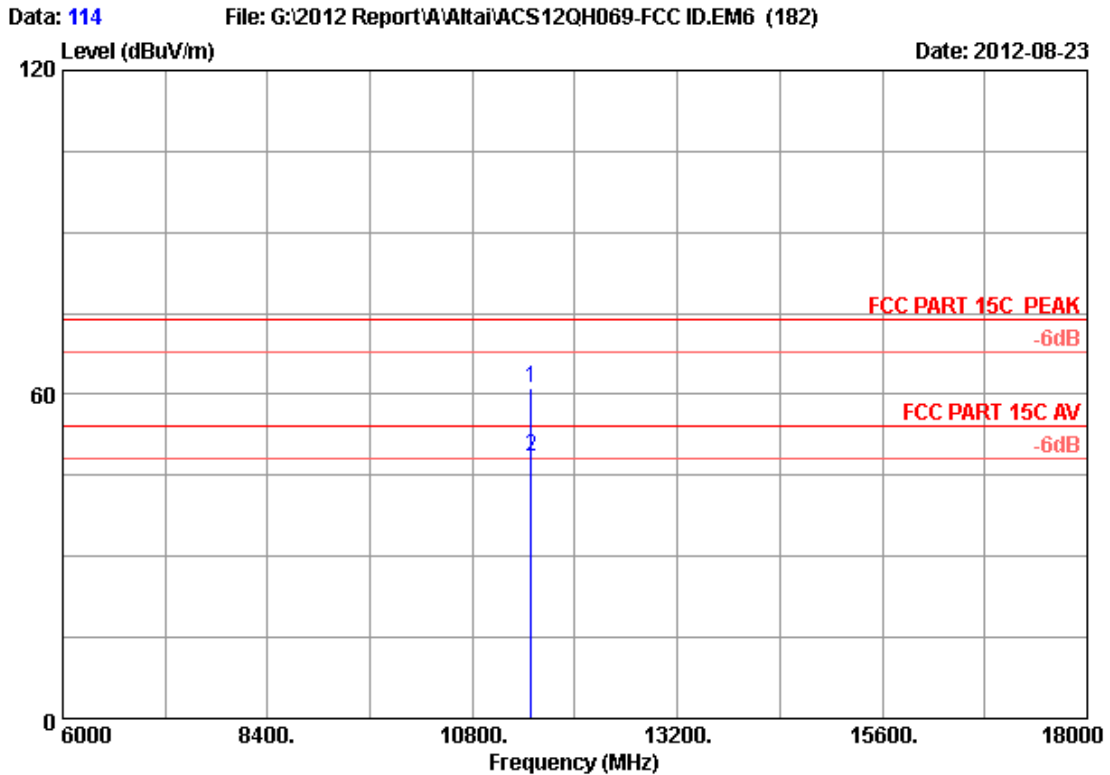
Site no. : 3# Chamber Data no. : 112
 Dis. / Ant. : 3m 2011 3115 4580 Ant. pol. : VERTICAL
 Limit : FCC PART 15C PEAK
 Env. / Ins. : 24*C/56% Engineer : Leo-Li
 EUT : A8-Ein Super WiFi Base Station
 Power Rating : DC 56V From Adapter Input AC 120V/60Hz
 Test Mode : IEEE802.11a CH149 5745MHz Tx
 M/N : WA8011N

No.	Freq. (MHz)	Ant. Factor (dB/m)	Cable Loss (dB)	AMP factor (dBUV)	Reading (dBUV/m)	Emission Level (dBUV/m)	Limits (dB)	Margin (dB)	Remark
1	11490.000	39.08	12.14	34.80	45.03	61.45	74.00	12.55	Peak
2	11490.000	39.08	12.14	34.80	32.54	48.96	54.00	5.04	Average

Remarks: 1. Emission Level= Antenna Factor + Cable Loss + Reading -Amp Factor
 2. The emission levels that are 20dB below the official limit are not reported.



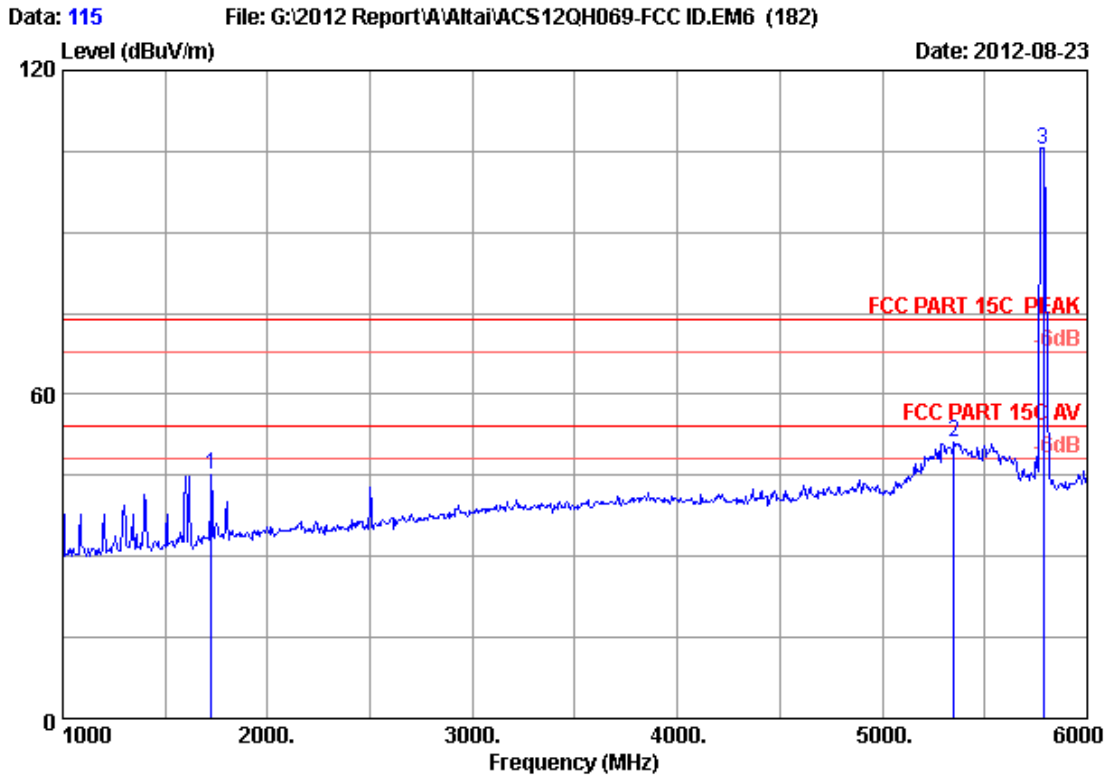
Site no. : 3# Chamber Data no. : 113
Dis. / Ant. : 3m 2011 3115 4580 Ant. pol. : HORIZONTAL
Limit : FCC PART 15C PEAK
Env. / Ins. : 24*C/56% Engineer : Leo-Li
EUT : A8-Ein Super WiFi Base Station
Power Rating : DC 56V From Adapter Input AC 120V/60Hz
Test Mode : IEEE802.11a CH149 5745MHz Tx
M/N : WA8011N



Site no. : 3# Chamber Data no. : 114
 Dis. / Ant. : 3m 2011 3115 4580 Ant. pol. : HORIZONTAL
 Limit : FCC PART 15C PEAK
 Env. / Ins. : 24*C/56% Engineer : Leo-Li
 EUT : A8-Ein Super WiFi Base Station
 Power Rating : DC 56V From Adapter Input AC 120V/60Hz
 Test Mode : IEEE802.11a CH149 5745MHz Tx
 M/N : WA8011N

No.	Freq. (MHz)	Ant. Factor (dB/m)	Cable Loss (dB)	AMP factor (dBUV)	Reading (dBUV/m)	Emission Level (dBUV/m)	Limits (dB)	Margin (dB)	Remark
1	11490.000	39.08	12.14	34.80	44.78	61.20	74.00	12.80	Peak
2	11490.000	39.08	12.14	34.80	32.15	48.57	54.00	5.43	Average

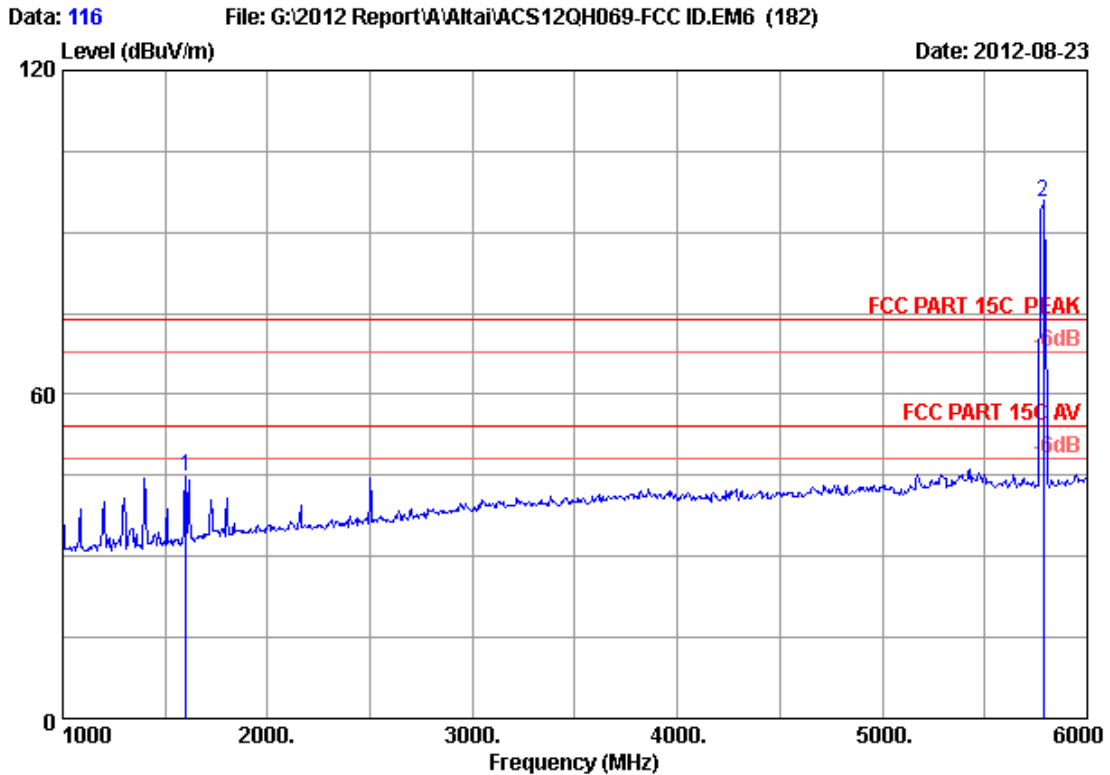
Remarks: 1. Emission Level= Antenna Factor + Cable Loss + Reading -Amp Factor
 2. The emission levels that are 20dB below the official limit are not reported.



Site no. : 3# Chamber Data no. : 115
 Dis. / Ant. : 3m 2011 3115 4580 Ant. pol. : HORIZONTAL
 Limit : FCC PART 15C PEAK
 Env. / Ins. : 24*C/56% Engineer : Leo-Li
 EUT : A8-Ein Super WiFi Base Station
 Power Rating : DC 56V From Adapter Input AC 120V/60Hz
 Test Mode : IEEE802.11a CH157 5785MHz Tx
 M/N : WA8011N

No.	Freq. (MHz)	Ant. Factor (dB/m)	Cable Loss (dB)	AMP factor (dBUV)	Emission				
					Reading (dBUV/m)	Level (dBUV/m)	Limits (dB)	Margin (dB)	Remark
1	1725.000	26.28	4.96	34.54	48.50	45.20	74.00	28.80	Peak
2	5350.000	33.69	8.98	34.60	43.10	51.17	74.00	22.83	Peak
3	5785.000	34.07	9.36	34.60	96.59	105.42	74.00	-31.42	Peak

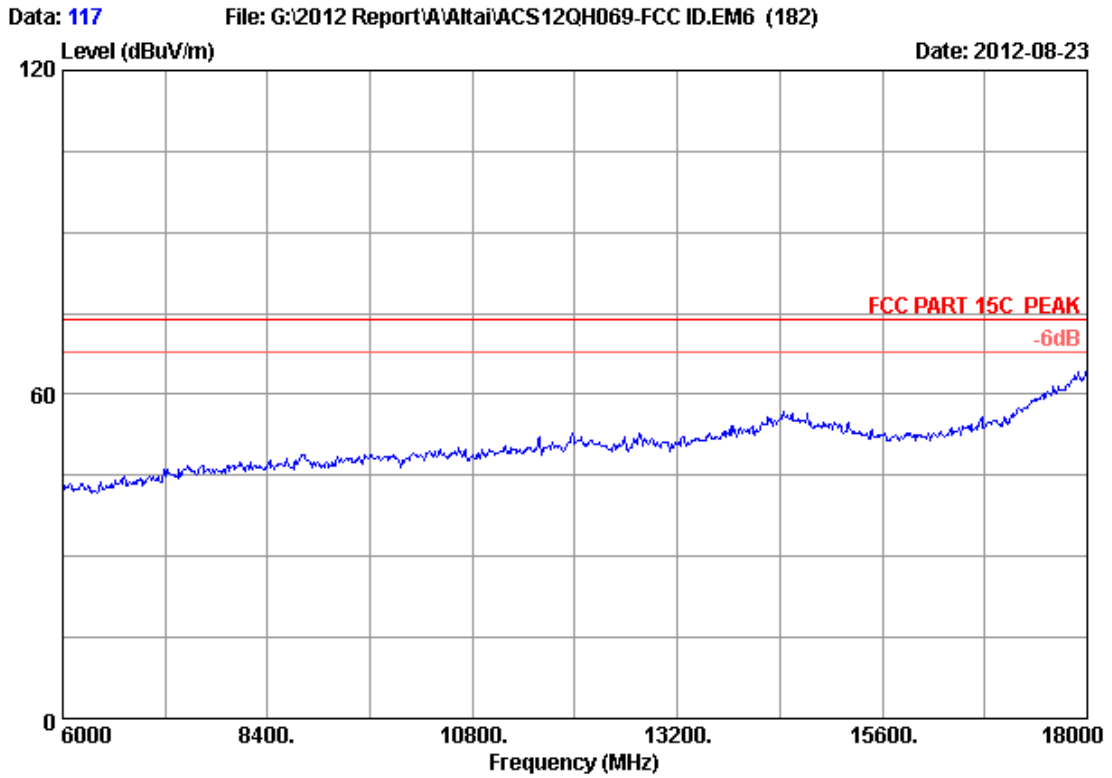
Remarks: 1. Emission Level= Antenna Factor + Cable Loss + Reading -Amp Factor
 2. The emission levels that are 20dB below the official limit are not reported.



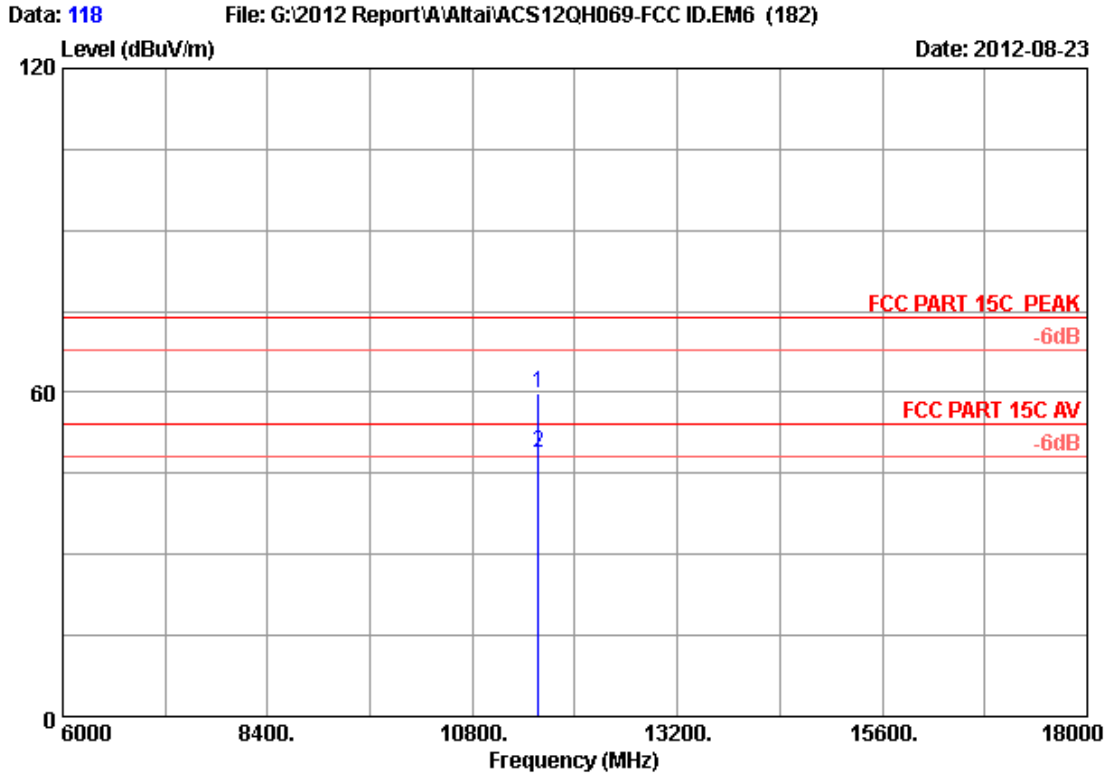
Site no. : 3# Chamber Data no. : 116
 Dis. / Ant. : 3m 2011 3115 4580 Ant. pol. : VERTICAL
 Limit : FCC PART 15C PEAK
 Env. / Ins. : 24*C/56% Engineer : Leo-Li
 EUT : A8-Ein Super WiFi Base Station
 Power Rating : DC 56V From Adapter Input AC 120V/60Hz
 Test Mode : IEEE802.11a CH157 5785MHz Tx
 M/N : WA8011N

No.	Freq. (MHz)	Ant. Factor (dB/m)	Cable Loss (dB)	AMP factor (dBUV)	Reading (dBUV/m)	Emission Level (dBUV/m)	Limits (dB)	Margin (dB)	Remark
1	1600.000	25.72	4.76	34.60	48.84	44.72	74.00	29.28	Peak
2	5785.000	34.07	9.36	34.60	86.66	95.49	74.00	-21.49	Peak

Remarks: 1. Emission Level= Antenna Factor + Cable Loss + Reading -Amp Factor
 2. The emission levels that are 20dB below the official limit are not reported.



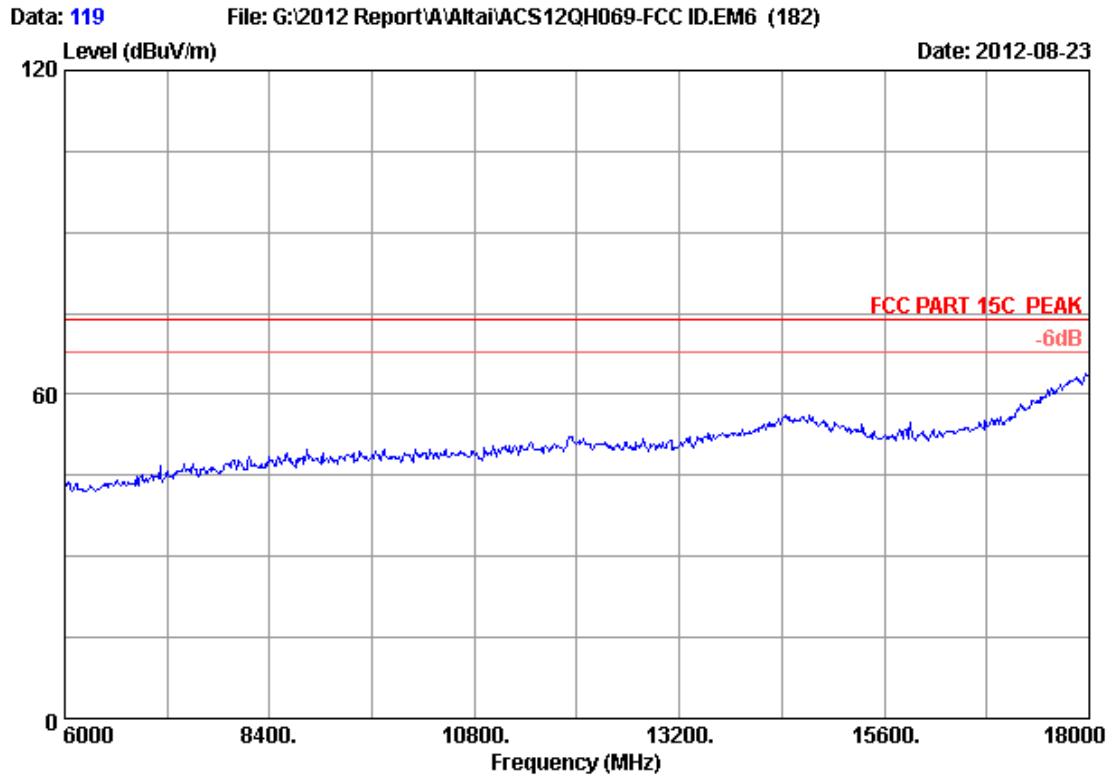
Site no. : 3# Chamber Data no. : 117
Dis. / Ant. : 3m 2011 3115 4580 Ant. pol. : HORIZONTAL
Limit : FCC PART 15C PEAK
Env. / Ins. : 24°C/56% Engineer : Leo-Li
EUT : A8-Ein Super WiFi Base Station
Power Rating : DC 56V From Adapter Input AC 120V/60Hz
Test Mode : IEEE802.11a CH157 5785MHz Tx
M/N : WA8011N



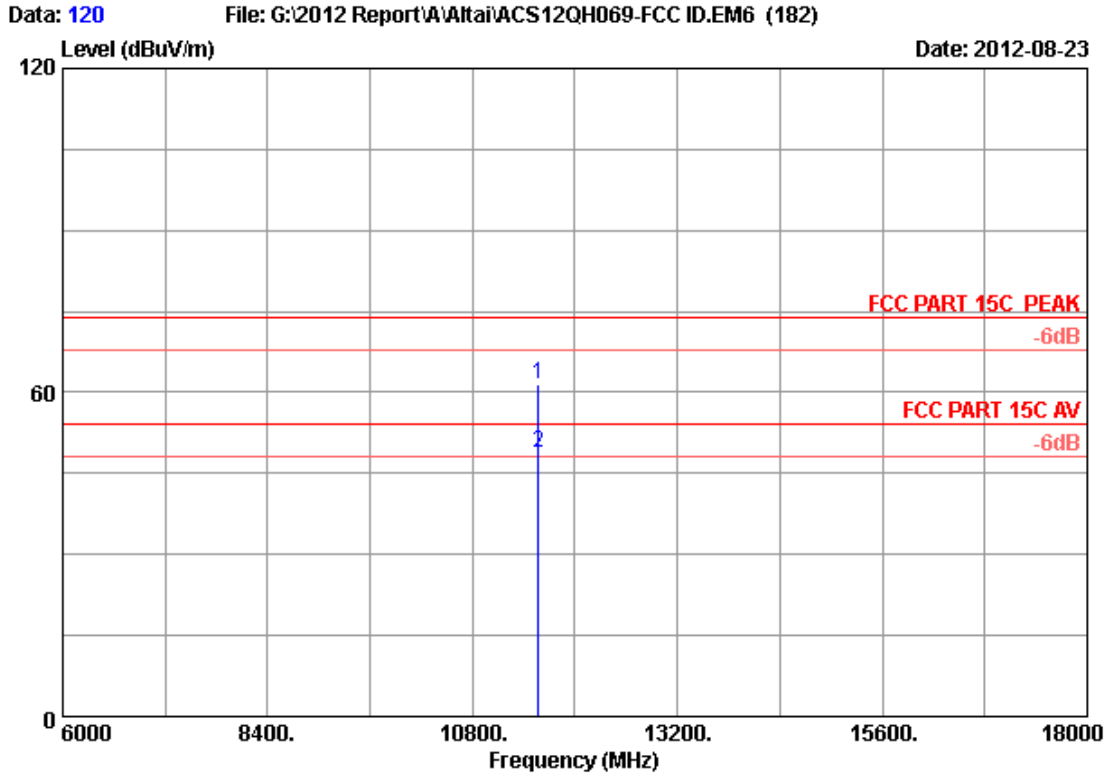
Site no. : 3# Chamber Data no. : 118
 Dis. / Ant. : 3m 2011 3115 4580 Ant. pol. : HORIZONTAL
 Limit : FCC PART 15C PEAK
 Env. / Ins. : 24*C/56% Engineer : Leo-Li
 EUT : A8-Ein Super WiFi Base Station
 Power Rating : DC 56V From Adapter Input AC 120V/60Hz
 Test Mode : IEEE802.11a CH157 5785MHz Tx
 M/N : WA8011N

No.	Freq. (MHz)	Ant. Factor (dB/m)	Cable Loss (dB)	AMP factor (dBuV)	Reading (dBuV/m)	Emission Level (dBuV/m)	Limits (dB)	Margin (dB)	Remark
1	11570.000	39.16	12.19	34.82	43.22	59.75	74.00	14.25	Peak
2	11570.000	39.16	12.19	34.82	32.27	48.80	54.00	5.20	Average

Remarks: 1. Emission Level= Antenna Factor + Cable Loss + Reading -Amp Factor
 2. The emission levels that are 20dB below the official limit are not reported.



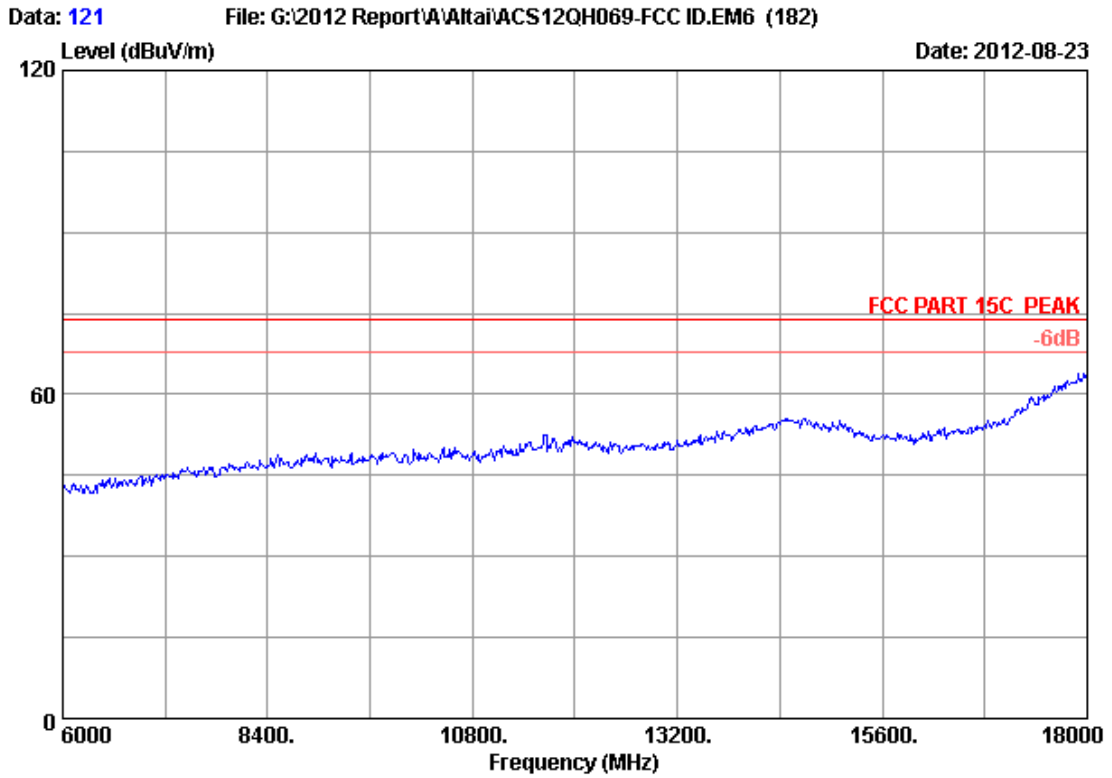
Site no. : 3# Chamber Data no. : 119
Dis. / Ant. : 3m 2011 3115 4580 Ant. pol. : VERTICAL
Limit : FCC PART 15C PEAK
Env. / Ins. : 24*C/56% Engineer : Leo-Li
EUT : A8-Ein Super WiFi Base Station
Power Rating : DC 56V From Adapter Input AC 120V/60Hz
Test Mode : IEEE802.11a CH157 5785MHz Tx
M/N : WA8011N



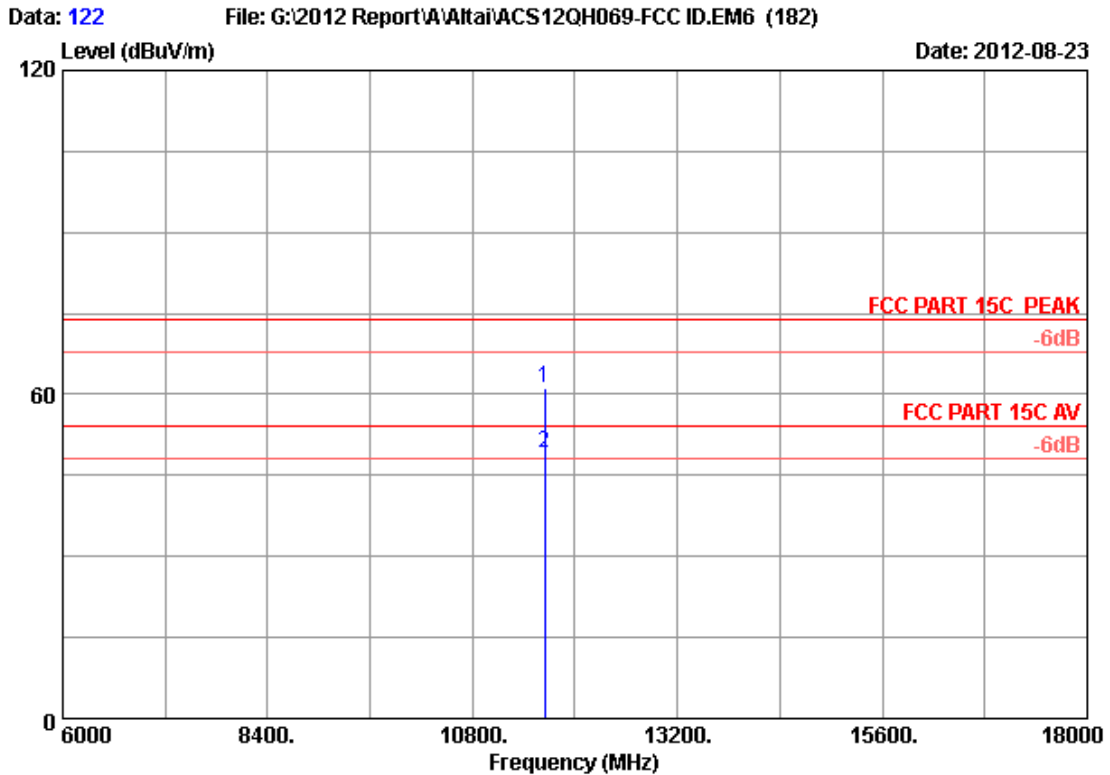
Site no. : 3# Chamber Data no. : 120
 Dis. / Ant. : 3m 2011 3115 4580 Ant. pol. : VERTICAL
 Limit : FCC PART 15C PEAK
 Env. / Ins. : 24*C/56% Engineer : Leo-Li
 EUT : A8-Ein Super WiFi Base Station
 Power Rating : DC 56V From Adapter Input AC 120V/60Hz
 Test Mode : IEEE802.11a CH157 5785MHz Tx
 M/N : WA8011N

No.	Freq. (MHz)	Ant. Factor (dB/m)	Cable Loss (dB)	AMP factor (dBUV)	Reading (dBUV/m)	Emission Level (dBUV/m)	Limits (dB)	Margin (dB)	Remark
1	11570.000	39.16	12.19	34.82	44.89	61.42	74.00	12.58	Peak
2	11570.000	39.16	12.19	34.82	32.14	48.67	54.00	5.33	Average

Remarks: 1. Emission Level= Antenna Factor + Cable Loss + Reading -Amp Factor
 2. The emission levels that are 20dB below the official limit are not reported.



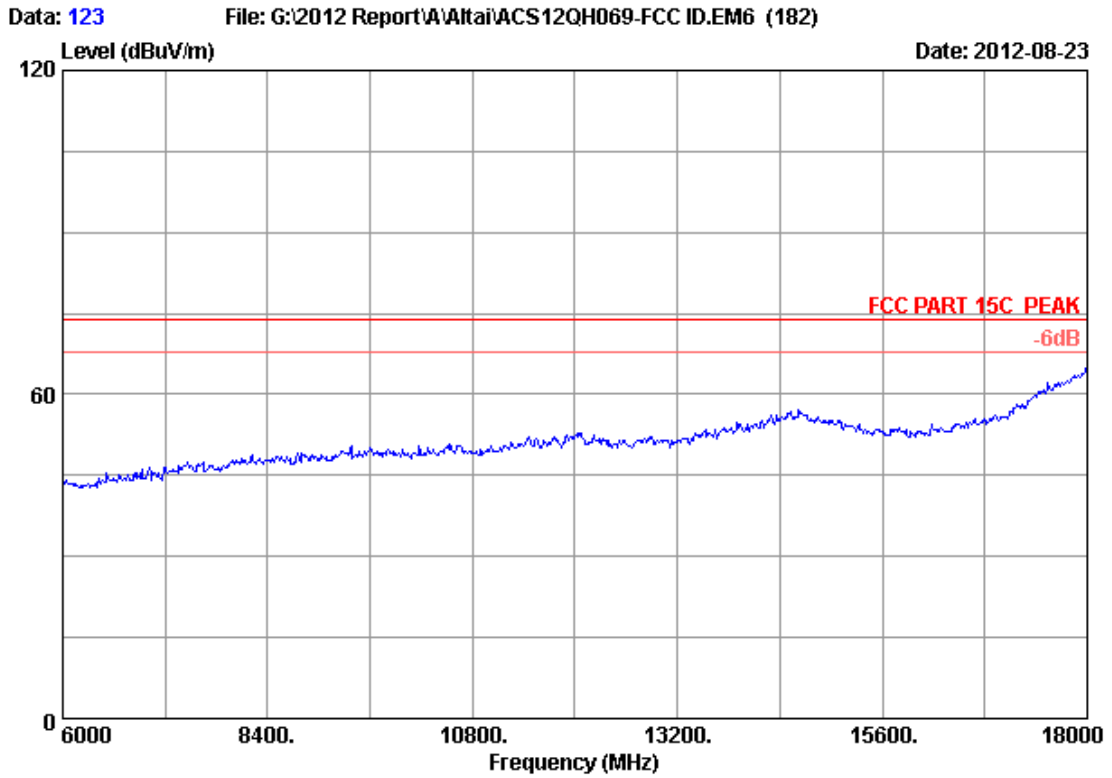
Site no. : 3# Chamber Data no. : 121
Dis. / Ant. : 3m 2011 3115 4580 Ant. pol. : HORIZONTAL
Limit : FCC PART 15C PEAK
Env. / Ins. : 24*C/56% Engineer : Leo-Li
EUT : A8-Ein Super WiFi Base Station
Power Rating : DC 56V From Adapter Input AC 120V/60Hz
Test Mode : IEEE802.11a CH165 5825MHz Tx
M/N : WA8011N



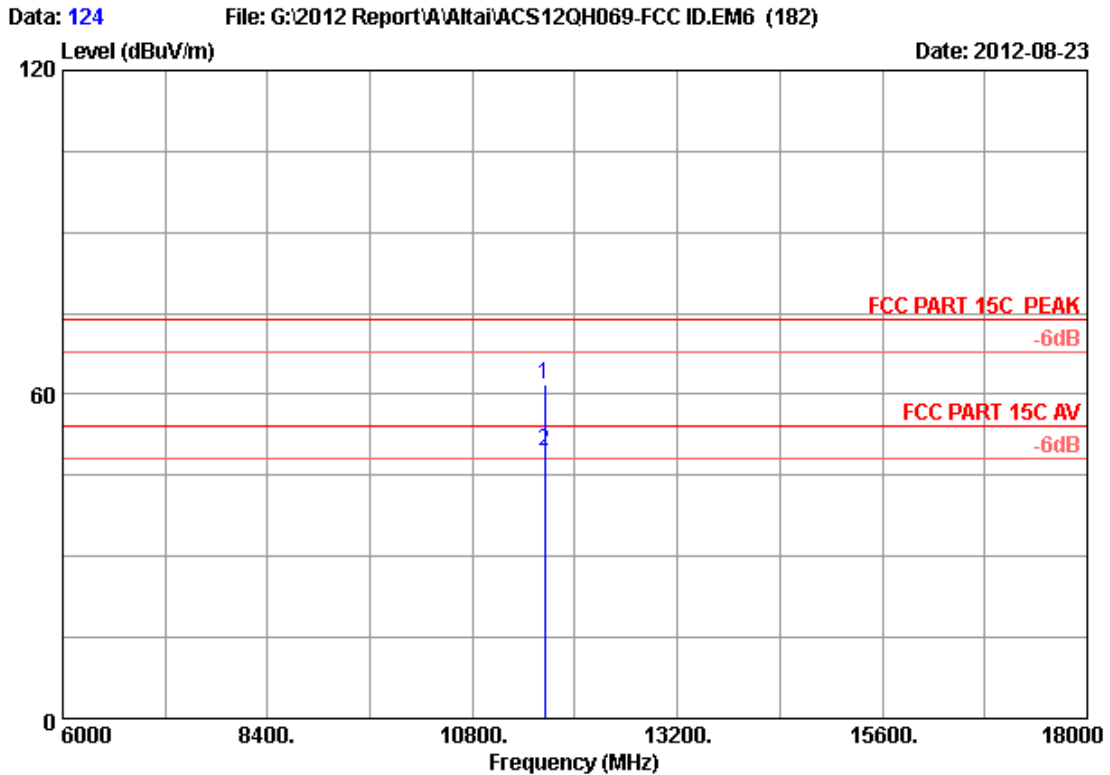
Site no. : 3# Chamber Data no. : 122
 Dis. / Ant. : 3m 2011 3115 4580 Ant. pol. : HORIZONTAL
 Limit : FCC PART 15C PEAK
 Env. / Ins. : 24*C/56% Engineer : Leo-Li
 EUT : A8-Ein Super WiFi Base Station
 Power Rating : DC 56V From Adapter Input AC 120V/60Hz
 Test Mode : IEEE802.11a CH165 5825MHz Tx
 M/N : WA8011N

No.	Freq. (MHz)	Ant. Factor (dB/m)	Cable Loss (dB)	AMP factor (dBUV)	Reading (dBUV/m)	Emission Level (dBUV/m)	Limits (dB)	Margin (dB)	Remark
1	11650.000	39.21	12.25	34.83	44.58	61.21	74.00	12.79	Peak
2	11650.000	39.21	12.25	34.83	32.43	49.06	54.00	4.94	Average

Remarks: 1. Emission Level= Antenna Factor + Cable Loss + Reading -Amp Factor
 2. The emission levels that are 20dB below the official limit are not reported.



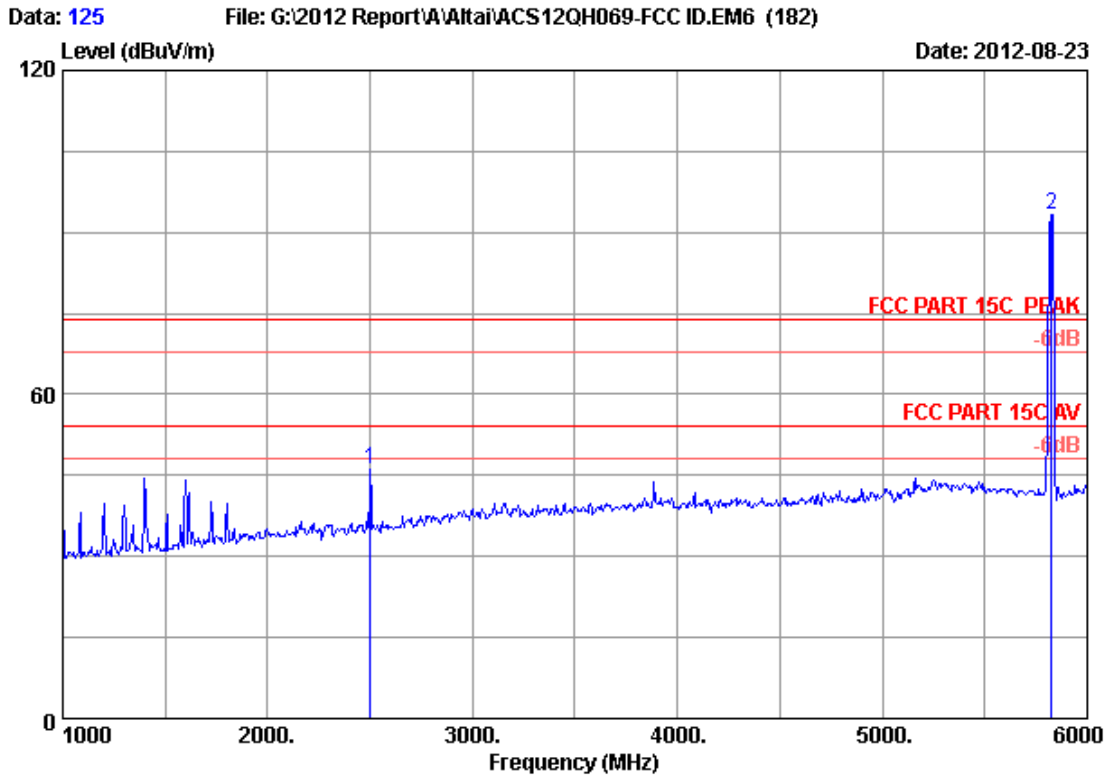
Site no. : 3# Chamber Data no. : 123
Dis. / Ant. : 3m 2011 3115 4580 Ant. pol. : VERTICAL
Limit : FCC PART 15C PEAK
Env. / Ins. : 24*C/56% Engineer : Leo-Li
EUT : A8-Ein Super WiFi Base Station
Power Rating : DC 56V From Adapter Input AC 120V/60Hz
Test Mode : IEEE802.11a CH165 5825MHz Tx
M/N : WA8011N



Site no. : 3# Chamber Data no. : 124
 Dis. / Ant. : 3m 2011 3115 4580 Ant. pol. : VERTICAL
 Limit : FCC PART 15C PEAK
 Env. / Ins. : 24*C/56% Engineer : Leo-Li
 EUT : A8-Ein Super WiFi Base Station
 Power Rating : DC 56V From Adapter Input AC 120V/60Hz
 Test Mode : IEEE802.11a CH165 5825MHz Tx
 M/N : WA8011N

No.	Freq. (MHz)	Ant. Factor (dB/m)	Cable Loss (dB)	AMP factor (dBuV)	Reading (dBuV/m)	Emission Level (dBuV/m)	Limits (dB)	Margin (dB)	Remark
1	11650.000	39.21	12.25	34.83	45.17	61.80	74.00	12.20	Peak
2	11650.000	39.21	12.25	34.83	32.84	49.47	54.00	4.53	Average

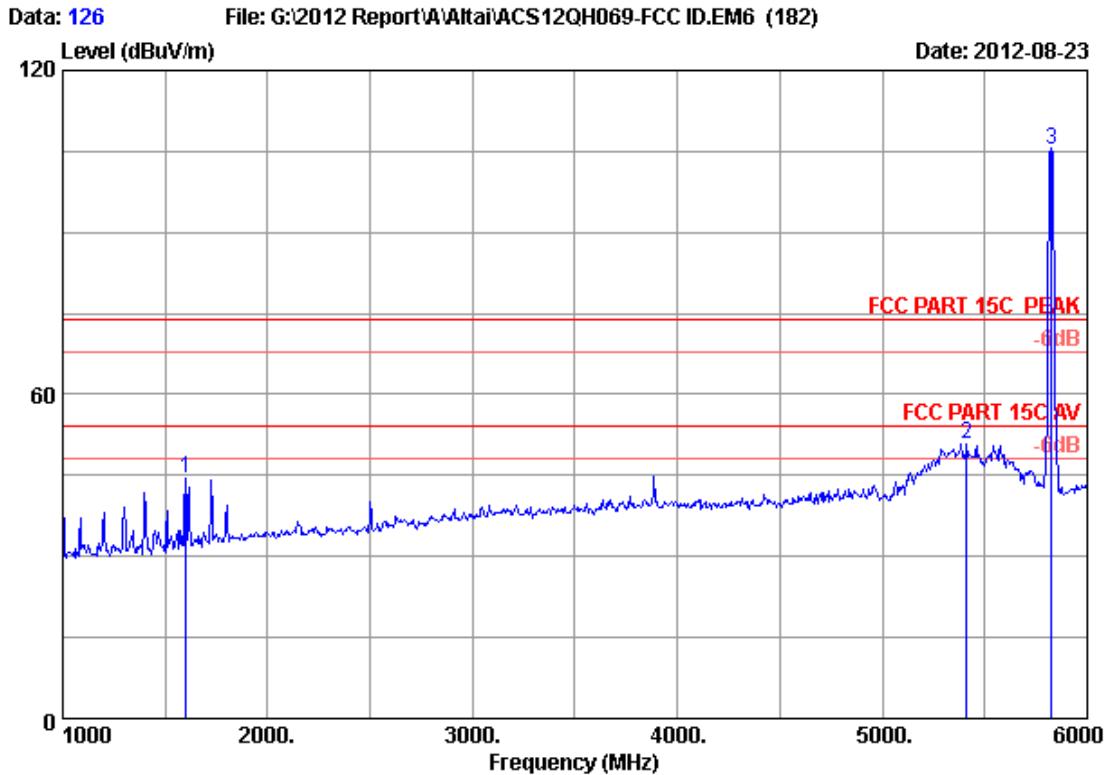
Remarks: 1. Emission Level= Antenna Factor + Cable Loss + Reading -Amp Factor
 2. The emission levels that are 20dB below the official limit are not reported.



Site no. : 3# Chamber Data no. : 125
 Dis. / Ant. : 3m 2011 3115 4580 Ant. pol. : VERTICAL
 Limit : FCC PART 15C PEAK
 Env. / Ins. : 24*C/56% Engineer : Leo-Li
 EUT : A8-Ein Super WiFi Base Station
 Power Rating : DC 56V From Adapter Input AC 120V/60Hz
 Test Mode : IEEE802.11a CH165 5825MHz Tx
 M/N : WA8011N

No.	Freq. (MHz)	Ant. Factor (dB/m)	Cable Loss (dB)	AMP factor (dBUV)	Reading (dBUV/m)	Emission Level (dBUV/m)	Limits (dB)	Margin (dB)	Remark
1	2500.000	28.10	6.18	34.45	46.32	46.15	74.00	27.85	Peak
2	5825.000	34.10	9.40	34.60	84.44	93.34	74.00	-19.34	Peak

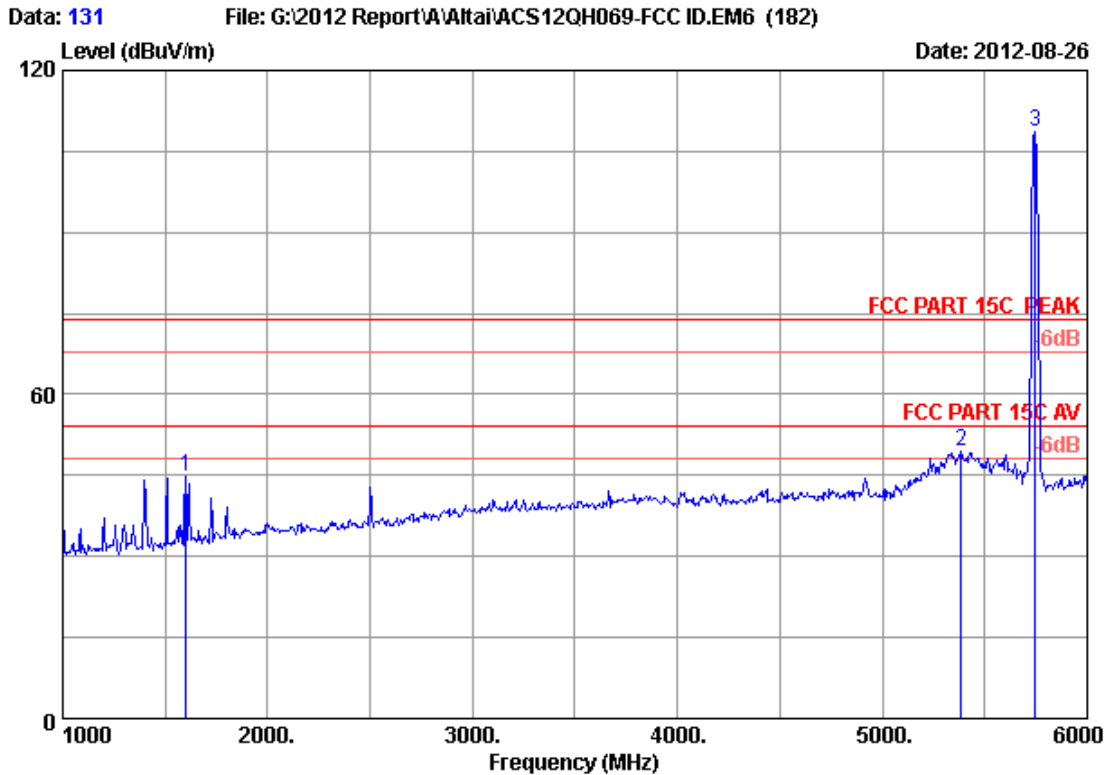
Remarks: 1. Emission Level= Antenna Factor + Cable Loss + Reading -Amp Factor
 2. The emission levels that are 20dB below the official limit are not reported.



Site no. : 3# Chamber Data no. : 126
 Dis. / Ant. : 3m 2011 3115 4580 Ant. pol. : HORIZONTAL
 Limit : FCC PART 15C PEAK
 Env. / Ins. : 24*C/56% Engineer : Leo-Li
 EUT : A8-Ein Super WiFi Base Station
 Power Rating : DC 56V From Adapter Input AC 120V/60Hz
 Test Mode : IEEE802.11a CH165 5825MHz Tx
 M/N : WA8011N

No.	Freq. (MHz)	Ant. Factor (dB/m)	Cable Loss (dB)	AMP factor (dBUV)	Emission				
					Reading (dBUV/m)	Level (dBUV/m)	Limits (dB)	Margin (dB)	Remark
1	1600.000	25.72	4.76	34.60	48.55	44.43	74.00	29.57	Peak
2	5410.000	33.76	9.04	34.60	42.73	50.93	74.00	23.07	Peak
3	5825.000	34.10	9.40	34.60	96.31	105.21	74.00	-31.21	Peak

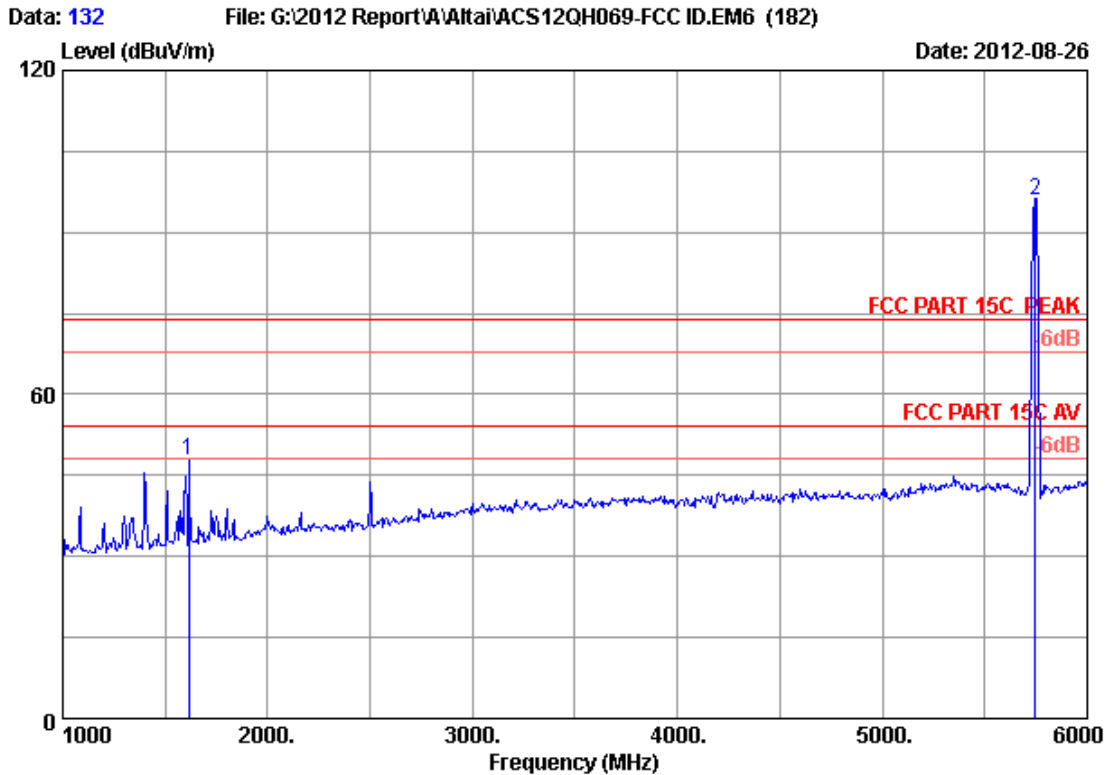
Remarks: 1. Emission Level= Antenna Factor + Cable Loss + Reading
 -Amp Factor
 2. The emission levels that are 20dB below the official
 limit are not reported.



Site no. : 3# Chamber Data no. : 131
 Dis. / Ant. : 3m 2011 3115 4580 Ant. pol. : HORIZONTAL
 Limit : FCC PART 15C PEAK
 Env. / Ins. : 24*C/56% Engineer : Leo-Li
 EUT : A8-Ein Super WiFi Base Station
 Power Rating : DC 56V From Adapter Input AC 120V/60Hz
 Test Mode : IEEE802.11nHT20 CH149 5745MHz Tx
 M/N : WA8011N

No.	Freq. (MHz)	Ant. Factor (dB/m)	Cable Loss (dB)	AMP factor (dBUV)	Reading (dBUV/m)	Emission			Remark
						Level (dBUV/m)	Limits (dB)	Margin (dB)	
1	1600.000	25.72	4.76	34.60	48.87	44.75	74.00	29.25	Peak
2	5385.000	33.74	9.01	34.60	41.25	49.40	74.00	24.60	Peak
3	5745.000	34.04	9.32	34.60	99.89	108.65	74.00	-34.65	Peak

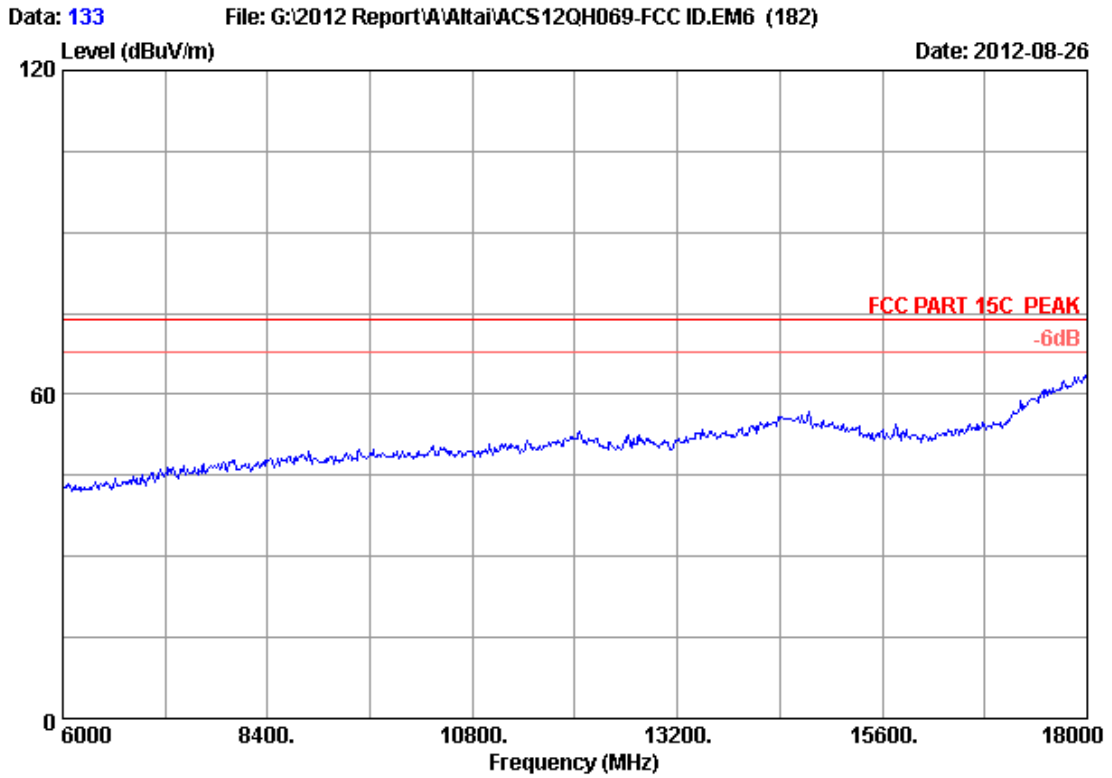
Remarks: 1. Emission Level= Antenna Factor + Cable Loss + Reading
 -Amp Factor
 2. The emission levels that are 20dB below the official
 limit are not reported.



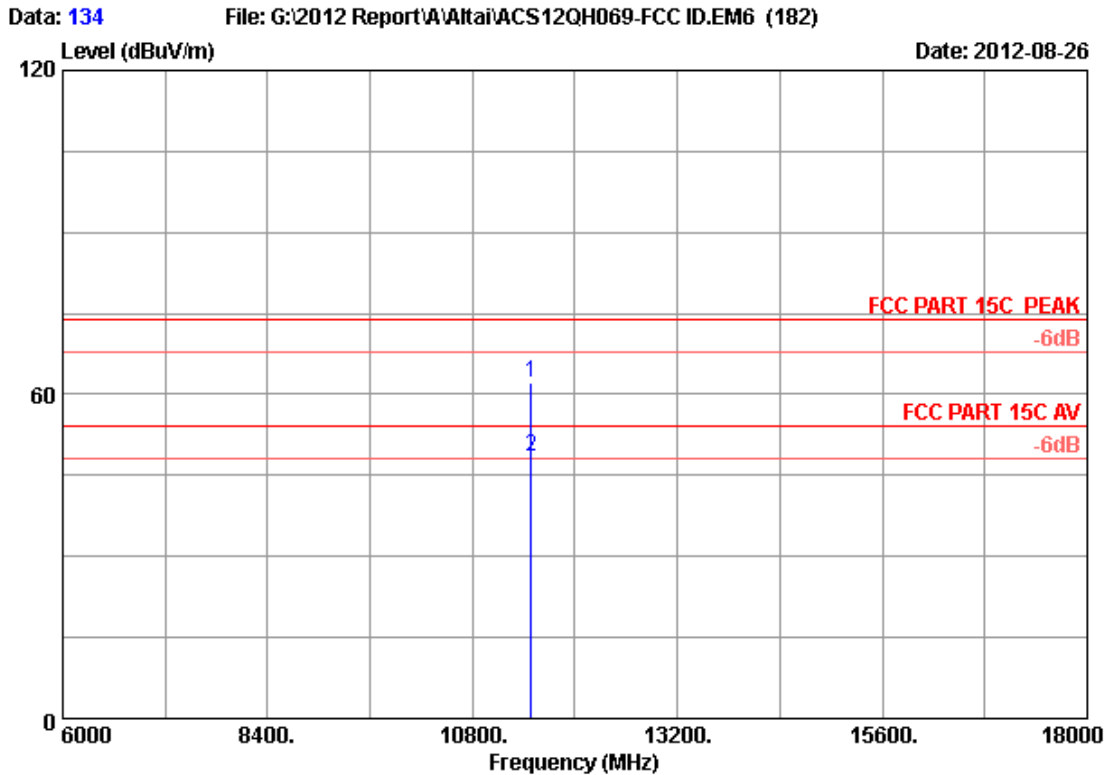
Site no. : 3# Chamber Data no. : 132
 Dis. / Ant. : 3m 2011 3115 4580 Ant. pol. : VERTICAL
 Limit : FCC PART 15C PEAK
 Env. / Ins. : 24*C/56% Engineer : Leo-Li
 EUT : A8-Ein Super WiFi Base Station
 Power Rating : DC 56V From Adapter Input AC 120V/60Hz
 Test Mode : IEEE802.11nHT20 CH149 5745MHz Tx
 M/N : WA8011N

No.	Freq. (MHz)	Ant. Factor (dB/m)	Cable Loss (dB)	AMP factor (dBUV)	Reading (dBUV/m)	Emission Level (dBUV/m)	Limits (dB)	Margin (dB)	Remark
1	1615.000	25.79	4.78	34.59	51.98	47.96	74.00	26.04	Peak
2	5745.000	34.04	9.32	34.60	87.29	96.05	74.00	-22.05	Peak

Remarks: 1. Emission Level= Antenna Factor + Cable Loss + Reading -Amp Factor
 2. The emission levels that are 20dB below the official limit are not reported.



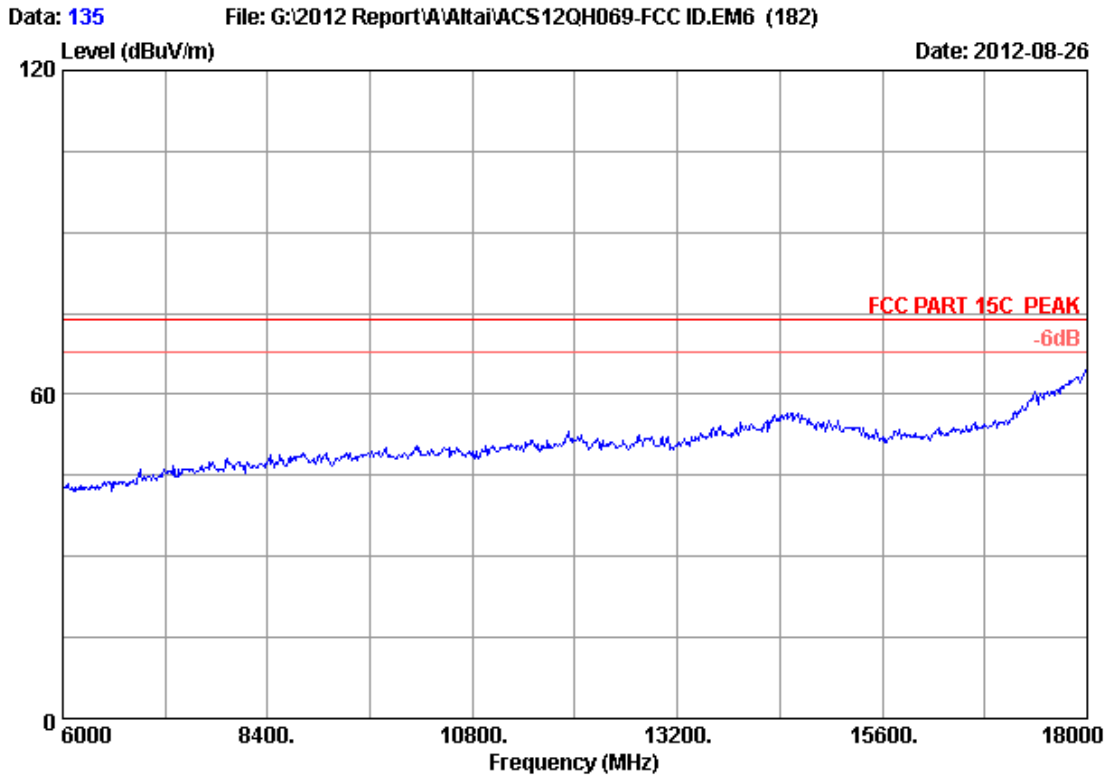
Site no. : 3# Chamber Data no. : 133
Dis. / Ant. : 3m 2011 3115 4580 Ant. pol. : VERTICAL
Limit : FCC PART 15C PEAK
Env. / Ins. : 24*C/56% Engineer : Leo-Li
EUT : A8-Ein Super WiFi Base Station
Power Rating : DC 56V From Adapter Input AC 120V/60Hz
Test Mode : IEEE802.11nHT20 CH149 5745MHz Tx
M/N : WA8011N



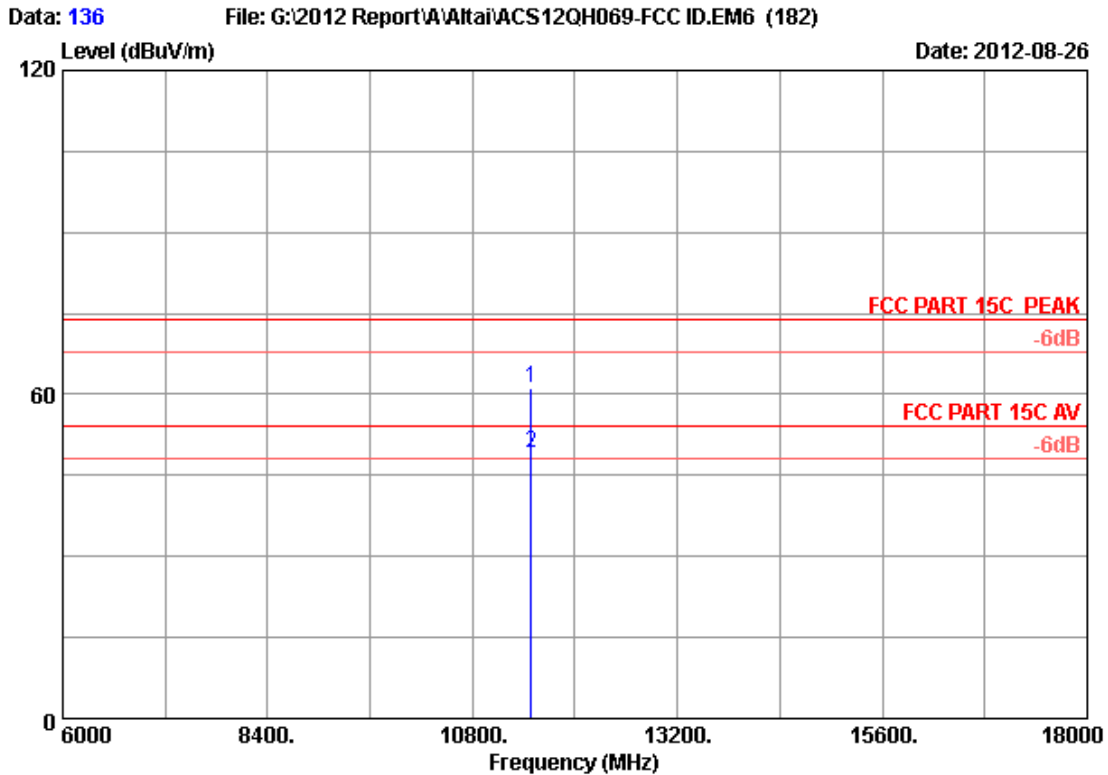
Site no. : 3# Chamber Data no. : 134
 Dis. / Ant. : 3m 2011 3115 4580 Ant. pol. : VERTICAL
 Limit : FCC PART 15C PEAK
 Env. / Ins. : 24*C/56% Engineer : Leo-Li
 EUT : A8-Ein Super WiFi Base Station
 Power Rating : DC 56V From Adapter Input AC 120V/60Hz
 Test Mode : IEEE802.11nHT20 CH149 5745MHz Tx
 M/N : WA8011N

No.	Freq. (MHz)	Ant. Factor (dB/m)	Cable Loss (dB)	AMP factor (dBUV)	Reading (dBUV/m)	Emission Level (dBUV/m)	Limits (dB)	Margin (dB)	Remark
1	11490.000	39.08	12.14	34.80	45.82	62.24	74.00	11.76	Peak
2	11490.000	39.08	12.14	34.80	32.13	48.55	54.00	5.45	Average

Remarks: 1. Emission Level= Antenna Factor + Cable Loss + Reading -Amp Factor
 2. The emission levels that are 20dB below the official limit are not reported.



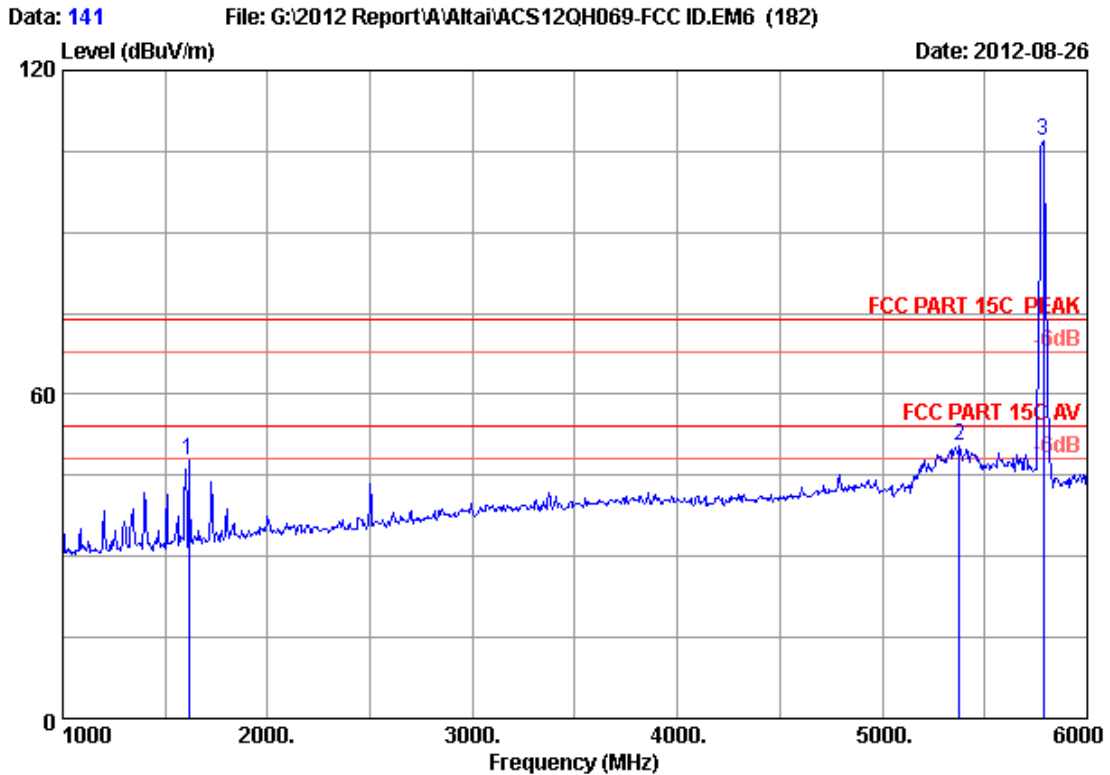
Site no. : 3# Chamber Data no. : 135
Dis. / Ant. : 3m 2011 3115 4580 Ant. pol. : HORIZONTAL
Limit : FCC PART 15C PEAK
Env. / Ins. : 24*C/56% Engineer : Leo-Li
EUT : A8-Ein Super WiFi Base Station
Power Rating : DC 56V From Adapter Input AC 120V/60Hz
Test Mode : IEEE802.11nHT20 CH149 5745MHz Tx
M/N : WA8011N



Site no. : 3# Chamber Data no. : 136
 Dis. / Ant. : 3m 2011 3115 4580 Ant. pol. : HORIZONTAL
 Limit : FCC PART 15C PEAK
 Env. / Ins. : 24*C/56% Engineer : Leo-Li
 EUT : A8-Ein Super WiFi Base Station
 Power Rating : DC 56V From Adapter Input AC 120V/60Hz
 Test Mode : IEEE802.11nHT20 CH149 5745MHz Tx
 M/N : WA8011N

No.	Freq. (MHz)	Ant. Factor (dB/m)	Cable Loss (dB)	AMP factor (dBuV)	Reading (dBuV/m)	Emission Level (dBuV/m)	Limits (dB)	Margin (dB)	Remark
1	11490.000	39.08	12.14	34.80	44.87	61.29	74.00	12.71	Peak
2	11490.000	39.08	12.14	34.80	32.57	48.99	54.00	5.01	Average

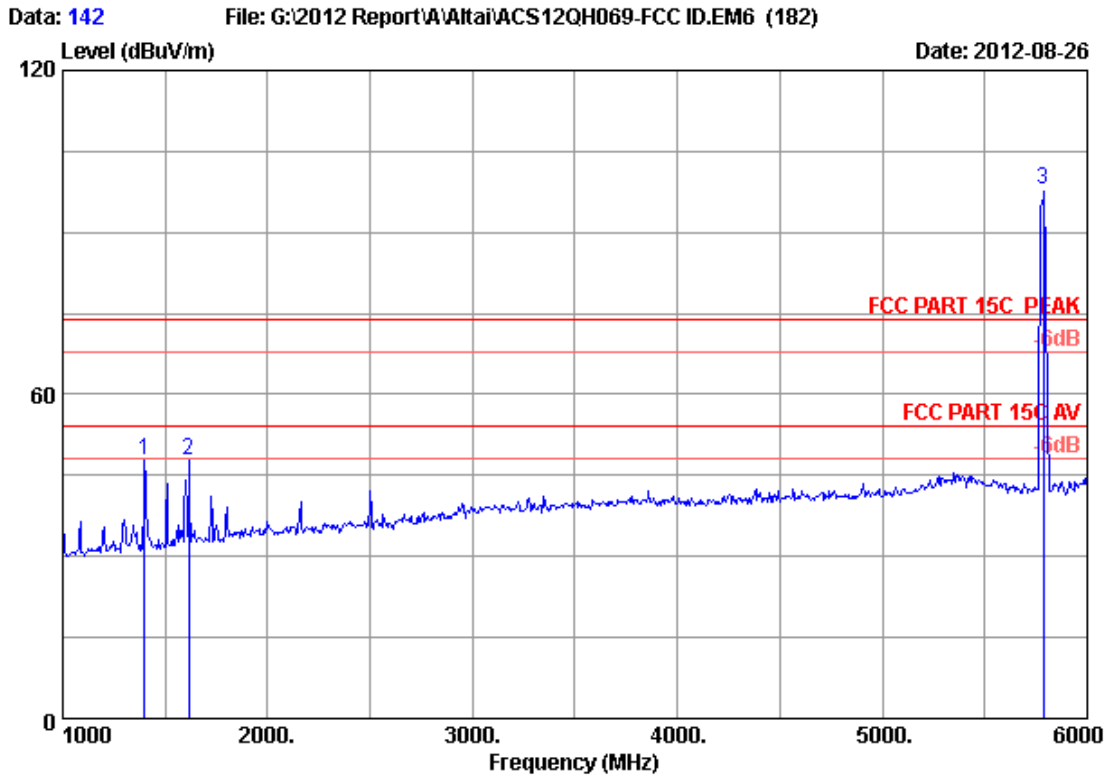
Remarks: 1. Emission Level= Antenna Factor + Cable Loss + Reading -Amp Factor
 2. The emission levels that are 20dB below the official limit are not reported.



Site no. : 3# Chamber Data no. : 141
 Dis. / Ant. : 3m 2011 3115 4580 Ant. pol. : HORIZONTAL
 Limit : FCC PART 15C PEAK
 Env. / Ins. : 24*C/56% Engineer : Leo-Li
 EUT : A8-Ein Super WiFi Base Station
 Power Rating : DC 56V From Adapter Input AC 120V/60Hz
 Test Mode : IEEE802.11nHT20 CH157 5785MHz Tx
 M/N : WA8011N

No.	Freq. (MHz)	Ant. Factor (dB/m)	Cable Loss (dB)	AMP factor (dBuV)	Emission				
					Reading (dBuV/m)	Level (dBuV/m)	Limits (dB)	Margin (dB)	Remark
1	1615.000	25.79	4.78	34.59	51.68	47.66	74.00	26.34	Peak
2	5375.000	33.71	9.01	34.60	42.23	50.35	74.00	23.65	Peak
3	5785.000	34.07	9.36	34.60	98.06	106.89	74.00	-32.89	Peak

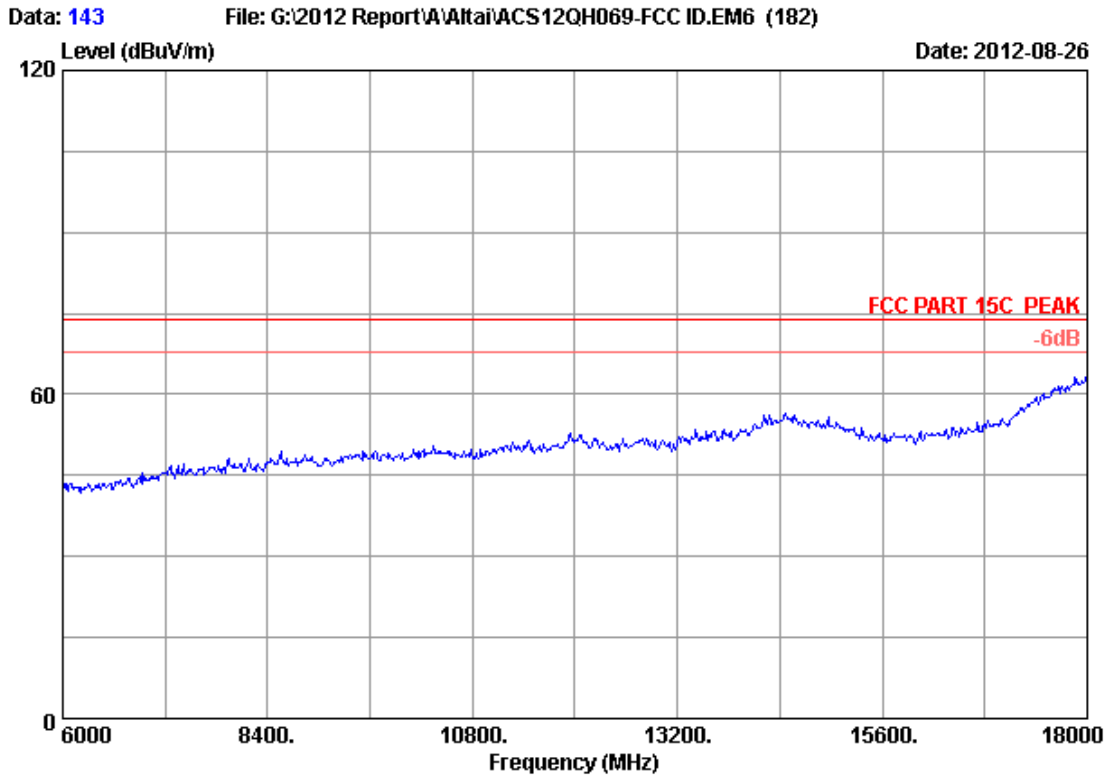
Remarks: 1. Emission Level= Antenna Factor + Cable Loss + Reading
 -Amp Factor
 2. The emission levels that are 20dB below the official
 limit are not reported.



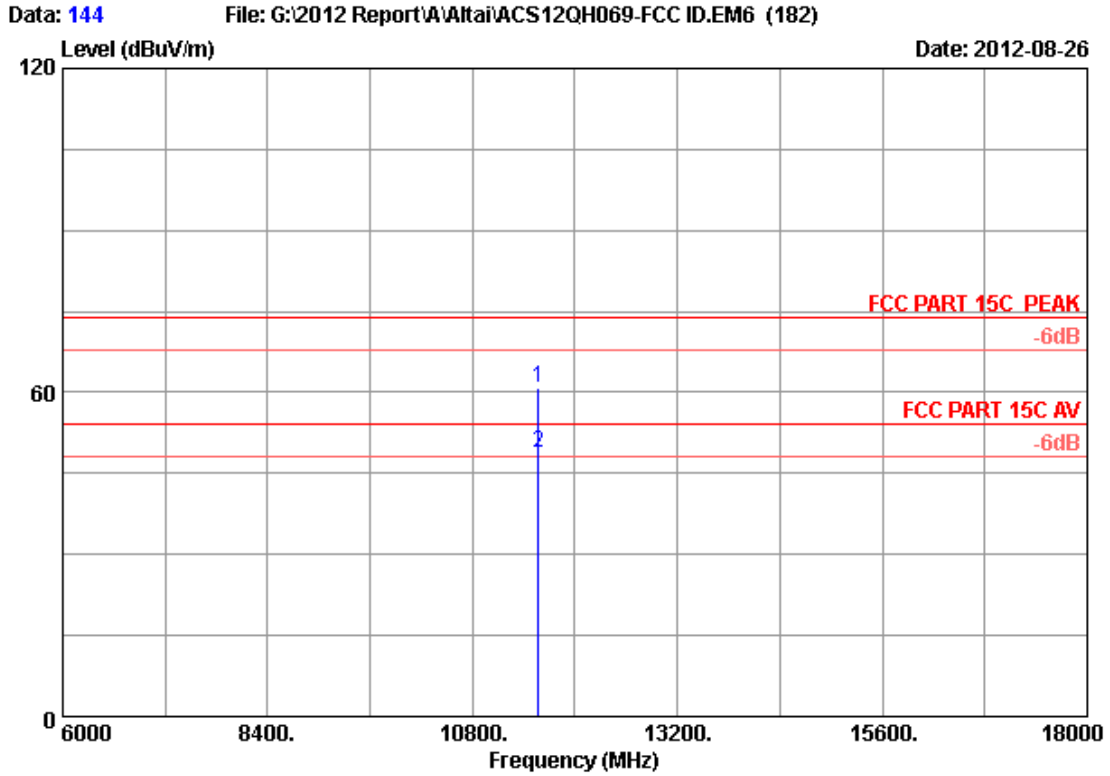
Site no. : 3# Chamber Data no. : 142
 Dis. / Ant. : 3m 2011 3115 4580 Ant. pol. : VERTICAL
 Limit : FCC PART 15C PEAK
 Env. / Ins. : 24*C/56% Engineer : Leo-Li
 EUT : A8-Ein Super WiFi Base Station
 Power Rating : DC 56V From Adapter Input AC 120V/60Hz
 Test Mode : IEEE802.11nHT20 CH157 5785MHz Tx
 M/N : WA8011N

No.	Freq. (MHz)	Ant. Factor (dB/m)	Cable Loss (dB)	AMP factor (dBuV)	Reading (dBuV/m)	Emission			Remark
						Level (dBuV/m)	Limits (dB)	Margin (dB)	
1	1400.000	25.04	4.44	34.70	53.07	47.85	74.00	26.15	Peak
2	1615.000	25.79	4.78	34.59	51.96	47.94	74.00	26.06	Peak
3	5785.000	34.07	9.36	34.60	88.99	97.82	74.00	-23.82	Peak

Remarks: 1. Emission Level= Antenna Factor + Cable Loss + Reading
 -Amp Factor
 2. The emission levels that are 20dB below the official
 limit are not reported.



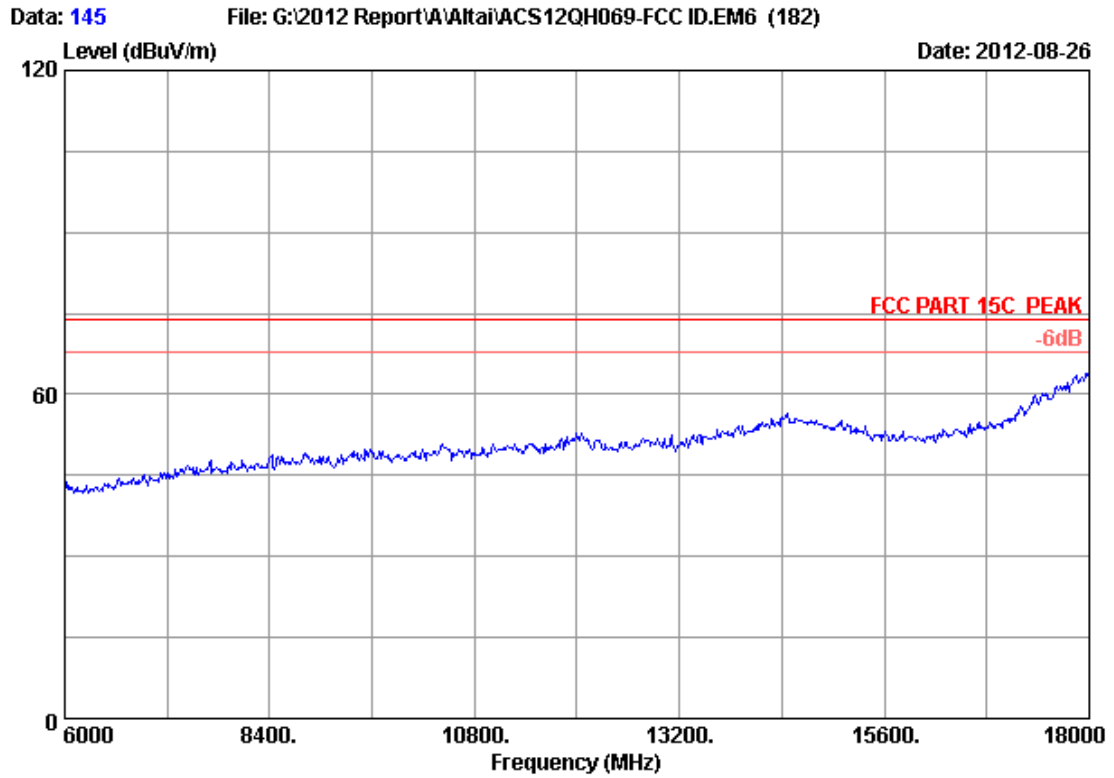
Site no. : 3# Chamber Data no. : 143
Dis. / Ant. : 3m 2011 3115 4580 Ant. pol. : VERTICAL
Limit : FCC PART 15C PEAK
Env. / Ins. : 24*C/56% Engineer : Leo-Li
EUT : A8-Ein Super WiFi Base Station
Power Rating : DC 56V From Adapter Input AC 120V/60Hz
Test Mode : IEEE802.11nHT20 CH157 5785MHz Tx
M/N : WA8011N



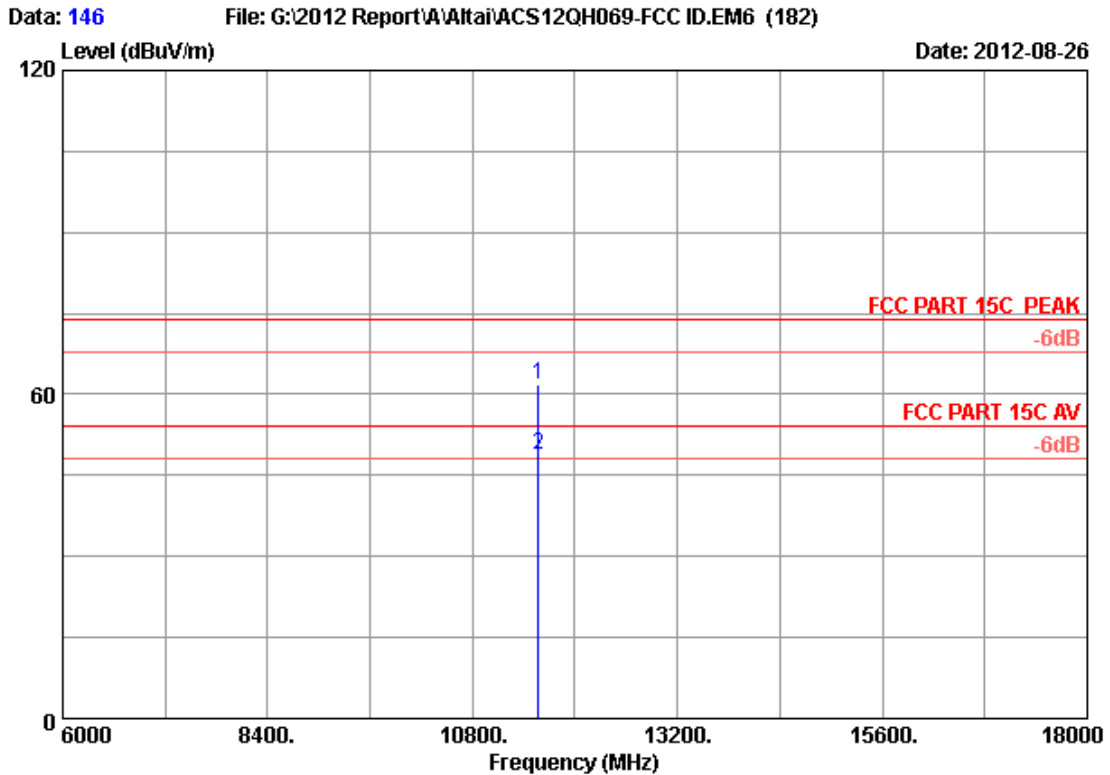
Site no. : 3# Chamber Data no. : 144
 Dis. / Ant. : 3m 2011 3115 4580 Ant. pol. : VERTICAL
 Limit : FCC PART 15C PEAK
 Env. / Ins. : 24*C/56% Engineer : Leo-Li
 EUT : A8-Ein Super WiFi Base Station
 Power Rating : DC 56V From Adapter Input AC 120V/60Hz
 Test Mode : IEEE802.11nHT20 CH157 5785MHz Tx
 M/N : WA8011N

No.	Freq. (MHz)	Ant. Factor (dB/m)	Cable Loss (dB)	AMP factor (dBUV)	Reading (dBUV/m)	Emission Level (dBUV/m)	Limits (dB)	Margin (dB)	Remark
1	11570.000	39.16	12.19	34.82	44.36	60.89	74.00	13.11	Peak
2	11570.000	39.16	12.19	34.82	32.15	48.68	54.00	5.32	Average

Remarks: 1. Emission Level= Antenna Factor + Cable Loss + Reading -Amp Factor
 2. The emission levels that are 20dB below the official limit are not reported.



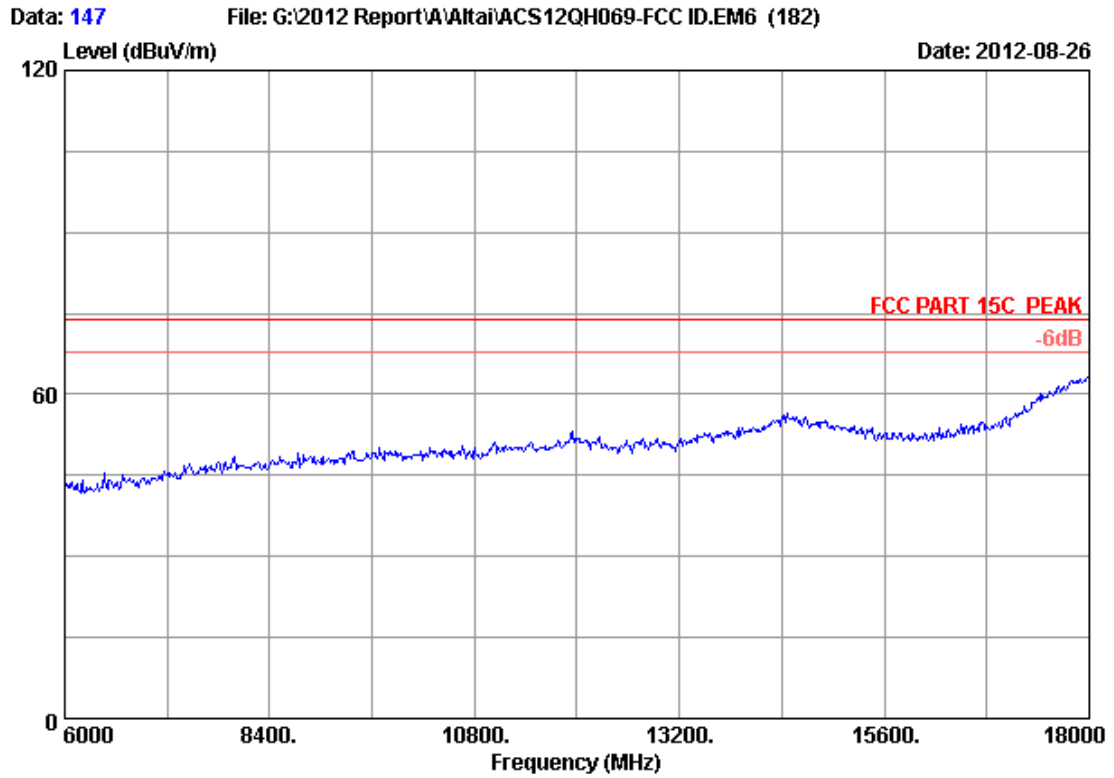
Site no. : 3# Chamber Data no. : 145
Dis. / Ant. : 3m 2011 3115 4580 Ant. pol. : HORIZONTAL
Limit : FCC PART 15C PEAK
Env. / Ins. : 24*C/56% Engineer : Leo-Li
EUT : A8-Ein Super WiFi Base Station
Power Rating : DC 56V From Adapter Input AC 120V/60Hz
Test Mode : IEEE802.11nHT20 CH157 5785MHz Tx
M/N : WA8011N



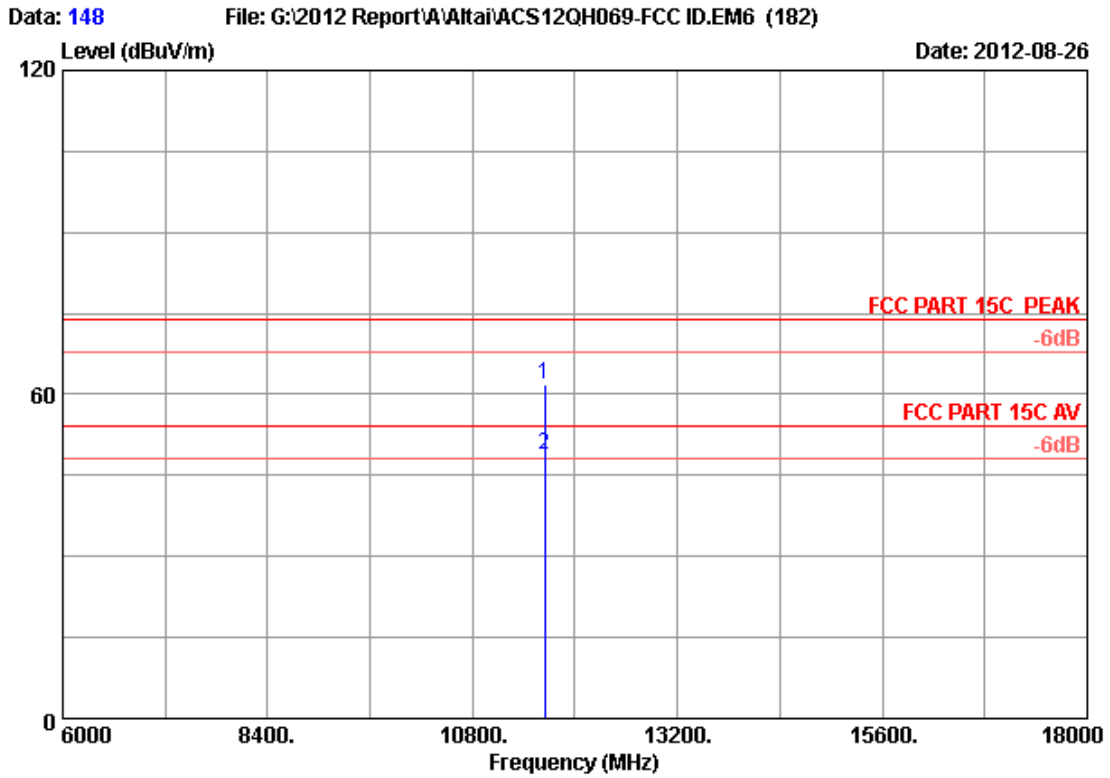
Site no. : 3# Chamber Data no. : 146
 Dis. / Ant. : 3m 2011 3115 4580 Ant. pol. : HORIZONTAL
 Limit : FCC PART 15C PEAK
 Env. / Ins. : 24*C/56% Engineer : Leo-Li
 EUT : A8-Ein Super WiFi Base Station
 Power Rating : DC 56V From Adapter Input AC 120V/60Hz
 Test Mode : IEEE802.11nHT20 CH157 5785MHz Tx
 M/N : WA8011N

No.	Freq. (MHz)	Ant. Factor (dB/m)	Cable Loss (dB)	AMP factor (dBUV)	Reading (dBUV/m)	Emission Level (dBUV/m)	Limits (dB)	Margin (dB)	Remark
1	11570.000	39.16	12.19	34.82	45.35	61.88	74.00	12.12	Peak
2	11570.000	39.16	12.19	34.82	32.41	48.94	54.00	5.06	Average

Remarks: 1. Emission Level= Antenna Factor + Cable Loss + Reading -Amp Factor
 2. The emission levels that are 20dB below the official limit are not reported.



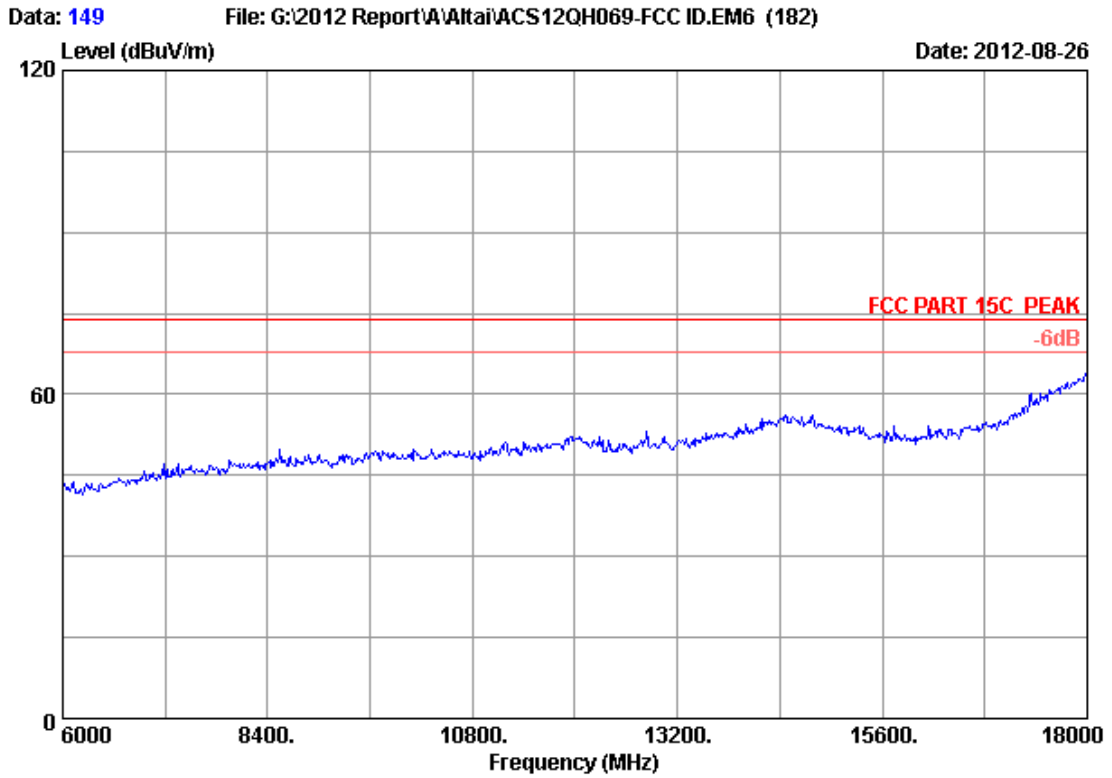
Site no. : 3# Chamber Data no. : 147
Dis. / Ant. : 3m 2011 3115 4580 Ant. pol. : HORIZONTAL
Limit : FCC PART 15C PEAK
Env. / Ins. : 24*C/56% Engineer : Leo-Li
EUT : A8-Ein Super WiFi Base Station
Power Rating : DC 56V From Adapter Input AC 120V/60Hz
Test Mode : IEEE802.11nHT20 CH165 5825MHz Tx
M/N : WA8011N



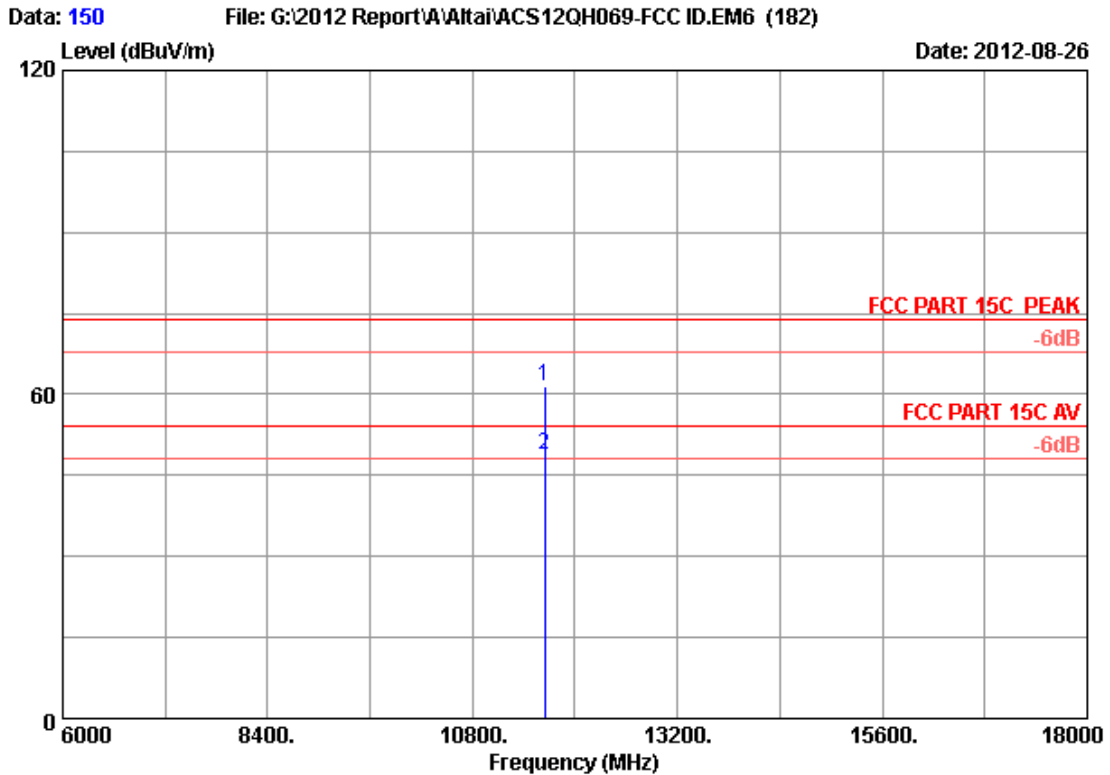
Site no. : 3# Chamber Data no. : 148
 Dis. / Ant. : 3m 2011 3115 4580 Ant. pol. : HORIZONTAL
 Limit : FCC PART 15C PEAK
 Env. / Ins. : 24*C/56% Engineer : Leo-Li
 EUT : A8-Ein Super WiFi Base Station
 Power Rating : DC 56V From Adapter Input AC 120V/60Hz
 Test Mode : IEEE802.11nHT20 CH165 5825MHz Tx
 M/N : WA8011N

No.	Freq. (MHz)	Ant. Factor (dB/m)	Cable Loss (dB)	AMP factor (dBUV)	Reading (dBUV/m)	Emission Level (dBUV/m)	Limits (dB)	Margin (dB)	Remark
1	11650.000	39.21	12.25	34.83	45.21	61.84	74.00	12.16	Peak
2	11650.000	39.21	12.25	34.83	32.03	48.66	54.00	5.34	Average

Remarks: 1. Emission Level= Antenna Factor + Cable Loss + Reading -Amp Factor
 2. The emission levels that are 20dB below the official limit are not reported.



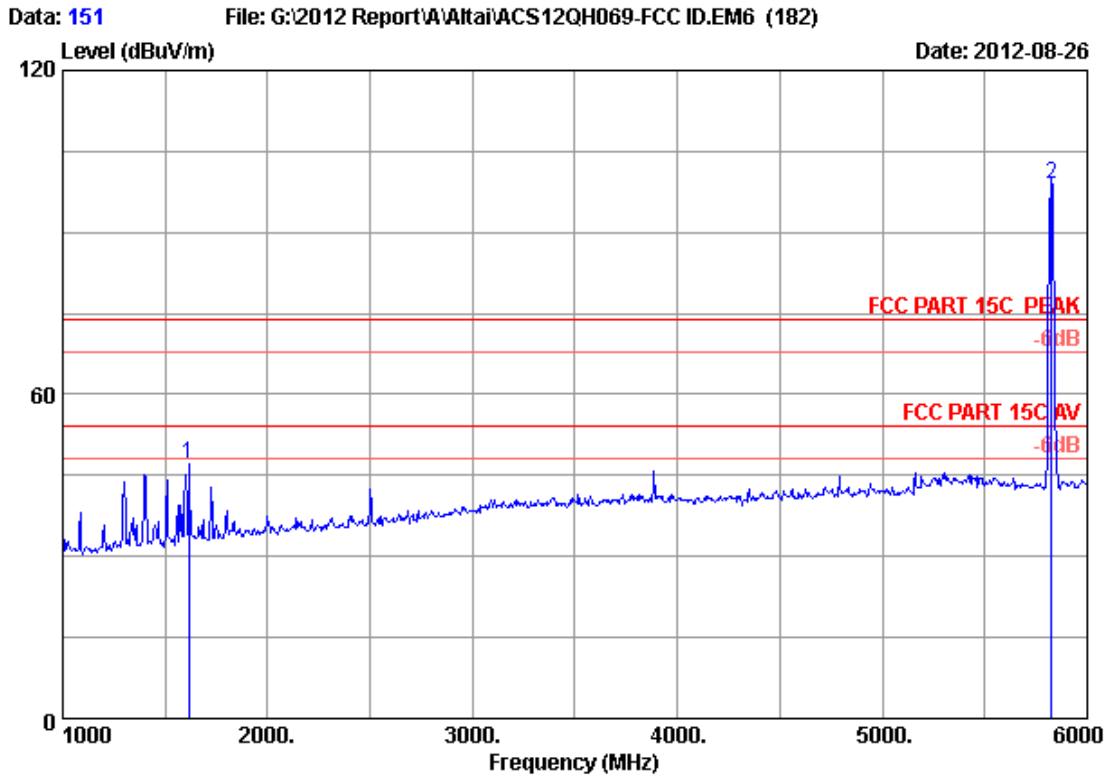
Site no. : 3# Chamber Data no. : 149
Dis. / Ant. : 3m 2011 3115 4580 Ant. pol. : VERTICAL
Limit : FCC PART 15C PEAK
Env. / Ins. : 24*C/56% Engineer : Leo-Li
EUT : A8-Ein Super WiFi Base Station
Power Rating : DC 56V From Adapter Input AC 120V/60Hz
Test Mode : IEEE802.11nHT20 CH165 5825MHz Tx
M/N : WA8011N



Site no. : 3# Chamber Data no. : 150
 Dis. / Ant. : 3m 2011 3115 4580 Ant. pol. : VERTICAL
 Limit : FCC PART 15C PEAK
 Env. / Ins. : 24*C/56% Engineer : Leo-Li
 EUT : A8-Ein Super WiFi Base Station
 Power Rating : DC 56V From Adapter Input AC 120V/60Hz
 Test Mode : IEEE802.11nHT20 CH165 5825MHz Tx
 M/N : WA8011N

No.	Freq. (MHz)	Ant. Factor (dB/m)	Cable Loss (dB)	AMP factor (dBuV)	Reading (dBuV/m)	Emission Level (dBuV/m)	Limits (dB)	Margin (dB)	Remark
1	11650.000	39.21	12.25	34.83	44.74	61.37	74.00	12.63	Peak
2	11650.000	39.21	12.25	34.83	32.16	48.79	54.00	5.21	Average

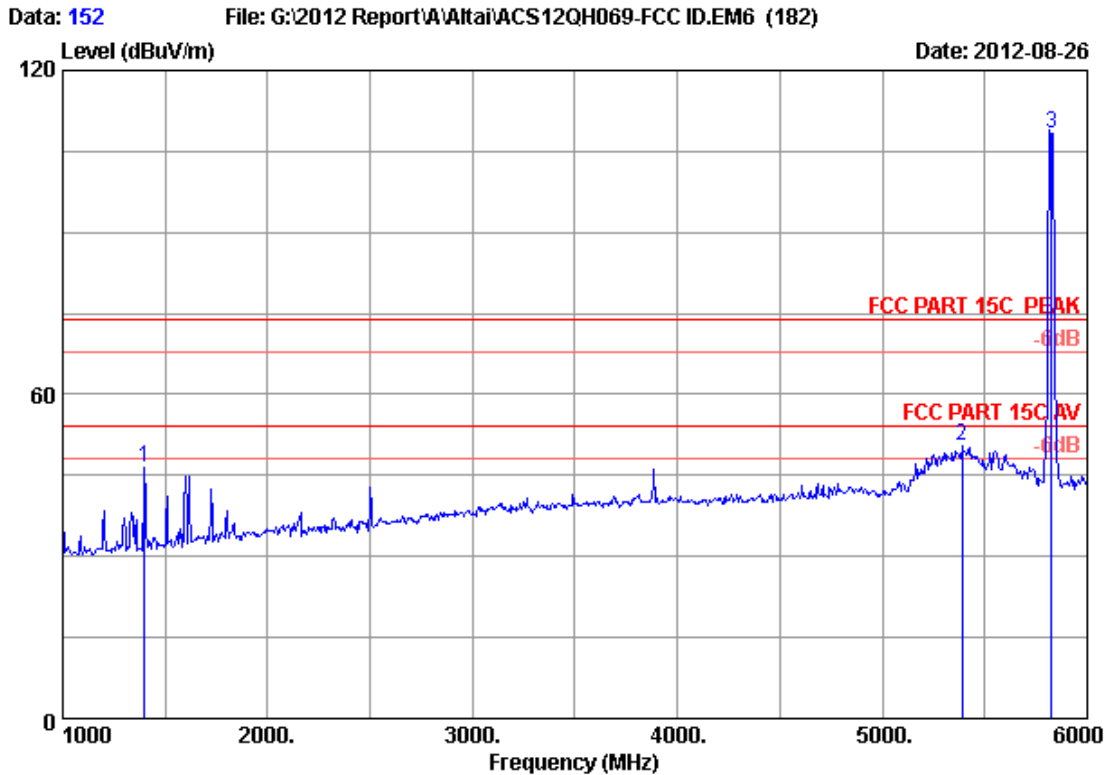
Remarks: 1. Emission Level= Antenna Factor + Cable Loss + Reading -Amp Factor
 2. The emission levels that are 20dB below the official limit are not reported.



Site no. : 3# Chamber Data no. : 151
 Dis. / Ant. : 3m 2011 3115 4580 Ant. pol. : VERTICAL
 Limit : FCC PART 15C PEAK
 Env. / Ins. : 24*C/56% Engineer : Leo-Li
 EUT : A8-Ein Super WiFi Base Station
 Power Rating : DC 56V From Adapter Input AC 120V/60Hz
 Test Mode : IEEE802.11nHT20 CH165 5825MHz Tx
 M/N : WA8011N

No.	Freq. (MHz)	Ant. Factor (dB/m)	Cable Loss (dB)	AMP factor (dBUV)	Reading (dBUV/m)	Emission Level (dBUV/m)	Limits (dB)	Margin (dB)	Remark
1	1615.000	25.79	4.78	34.59	51.25	47.23	74.00	26.77	Peak
2	5825.000	34.10	9.40	34.60	90.11	99.01	74.00	-25.01	Peak

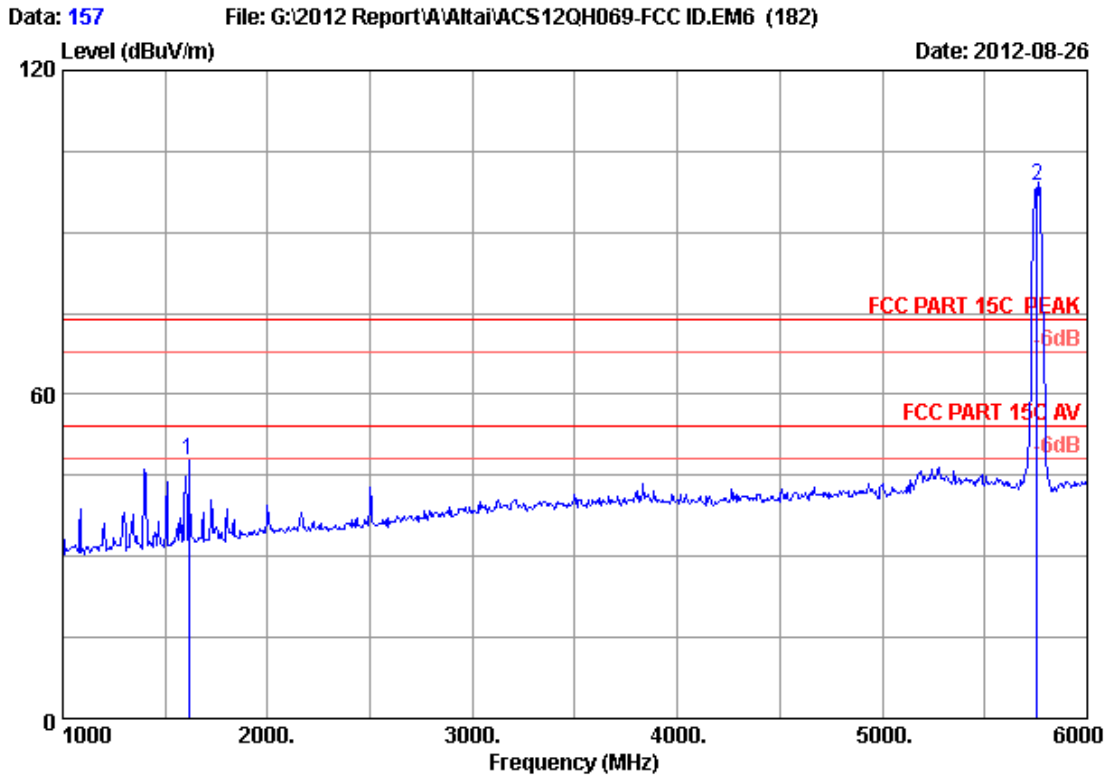
Remarks: 1. Emission Level= Antenna Factor + Cable Loss + Reading -Amp Factor
 2. The emission levels that are 20dB below the official limit are not reported.



Site no. : 3# Chamber Data no. : 152
 Dis. / Ant. : 3m 2011 3115 4580 Ant. pol. : HORIZONTAL
 Limit : FCC PART 15C PEAK
 Env. / Ins. : 24*C/56% Engineer : Leo-Li
 EUT : A8-Ein Super WiFi Base Station
 Power Rating : DC 56V From Adapter Input AC 120V/60Hz
 Test Mode : IEEE802.11nHT20 CH165 5825MHz Tx
 M/N : WA8011N

No.	Freq. (MHz)	Ant. Factor (dB/m)	Cable Loss (dB)	AMP factor (dBUV)	Emission				
					Reading (dBUV/m)	Level (dBUV/m)	Limits (dB)	Margin (dB)	Remark
1	1400.000	25.04	4.44	34.70	51.62	46.40	74.00	27.60	Peak
2	5390.000	33.74	9.02	34.60	42.35	50.51	74.00	23.49	Peak
3	5825.000	34.10	9.40	34.60	99.47	108.37	74.00	-34.37	Peak

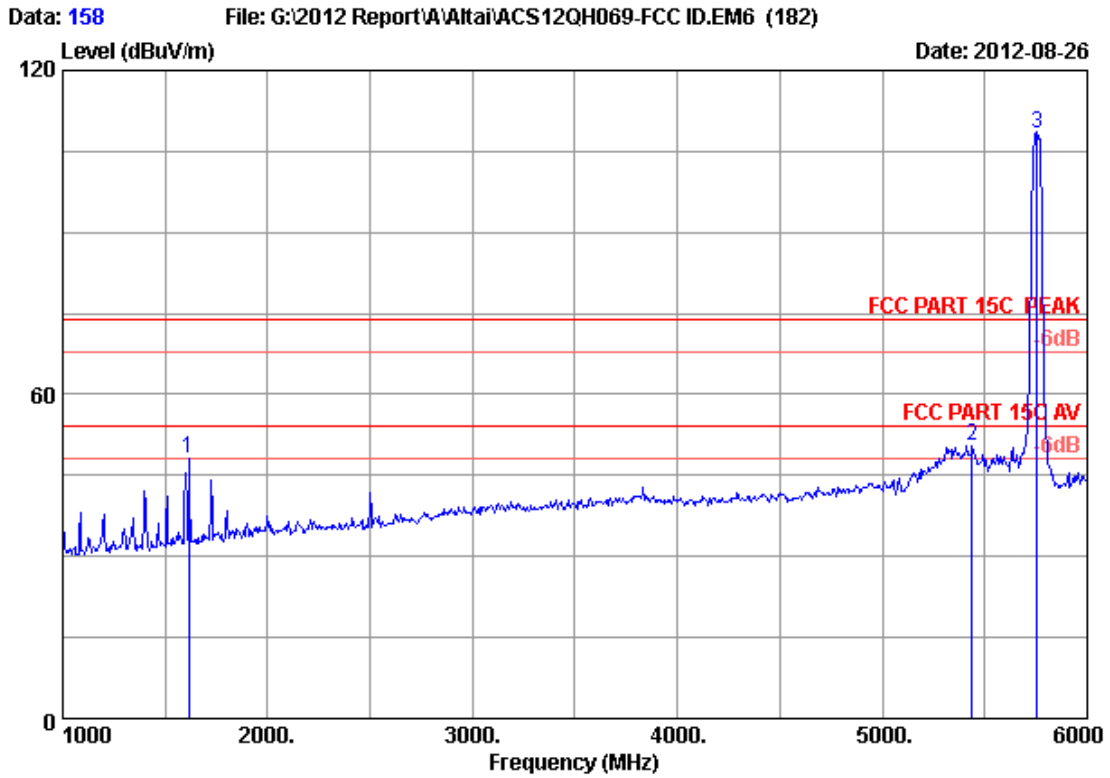
Remarks: 1. Emission Level= Antenna Factor + Cable Loss + Reading
 -Amp Factor
 2. The emission levels that are 20dB below the official
 limit are not reported.



Site no. : 3# Chamber Data no. : 157
 Dis. / Ant. : 3m 2011 3115 4580 Ant. pol. : VERTICAL
 Limit : FCC PART 15C PEAK
 Env. / Ins. : 24*C/56% Engineer : Leo-Li
 EUT : A8-Ein Super WiFi Base Station
 Power Rating : DC 56V From Adapter Input AC 120V/60Hz
 Test Mode : IEEE802.11nHT40 CH151 5755MHz Tx
 M/N : WA8011N

No.	Freq. (MHz)	Ant. Factor (dB/m)	Cable Loss (dB)	AMP factor (dBUV)	Reading (dBUV/m)	Emission Level (dBUV/m)	Limits (dB)	Margin (dB)	Remark
1	1615.000	25.79	4.78	34.59	51.83	47.81	74.00	26.19	Peak
2	5755.000	34.06	9.33	34.60	89.94	98.73	74.00	-24.73	Peak

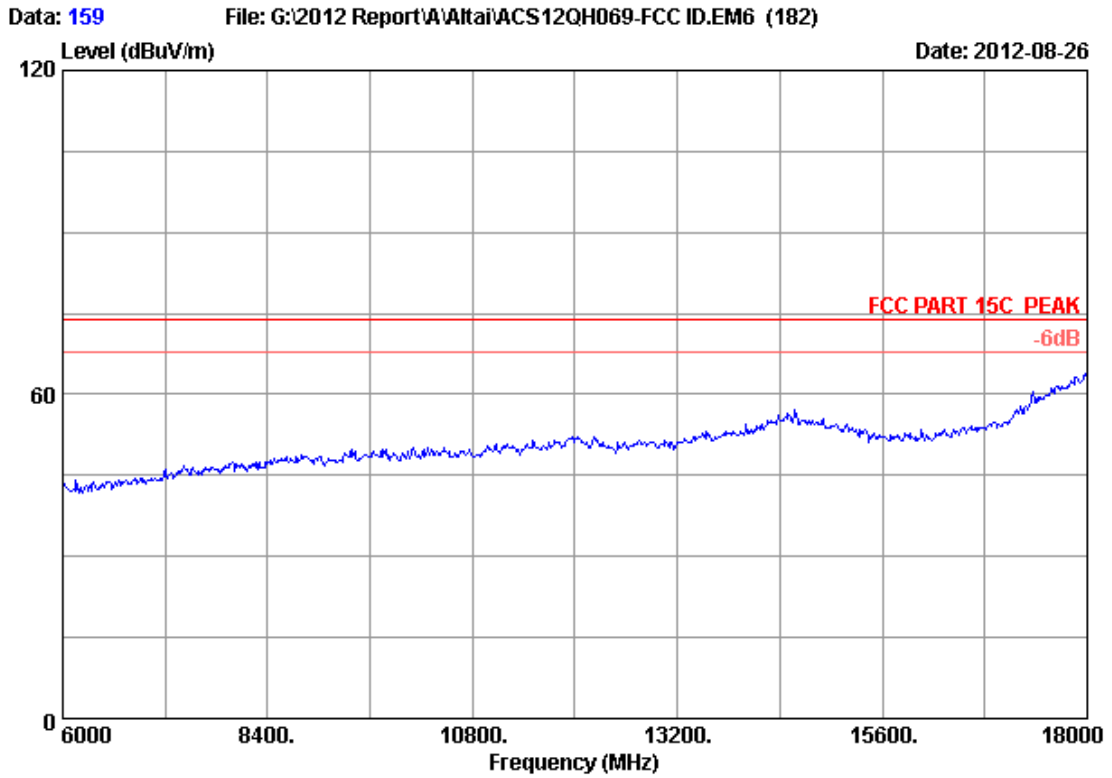
Remarks: 1. Emission Level= Antenna Factor + Cable Loss + Reading -Amp Factor
 2. The emission levels that are 20dB below the official limit are not reported.



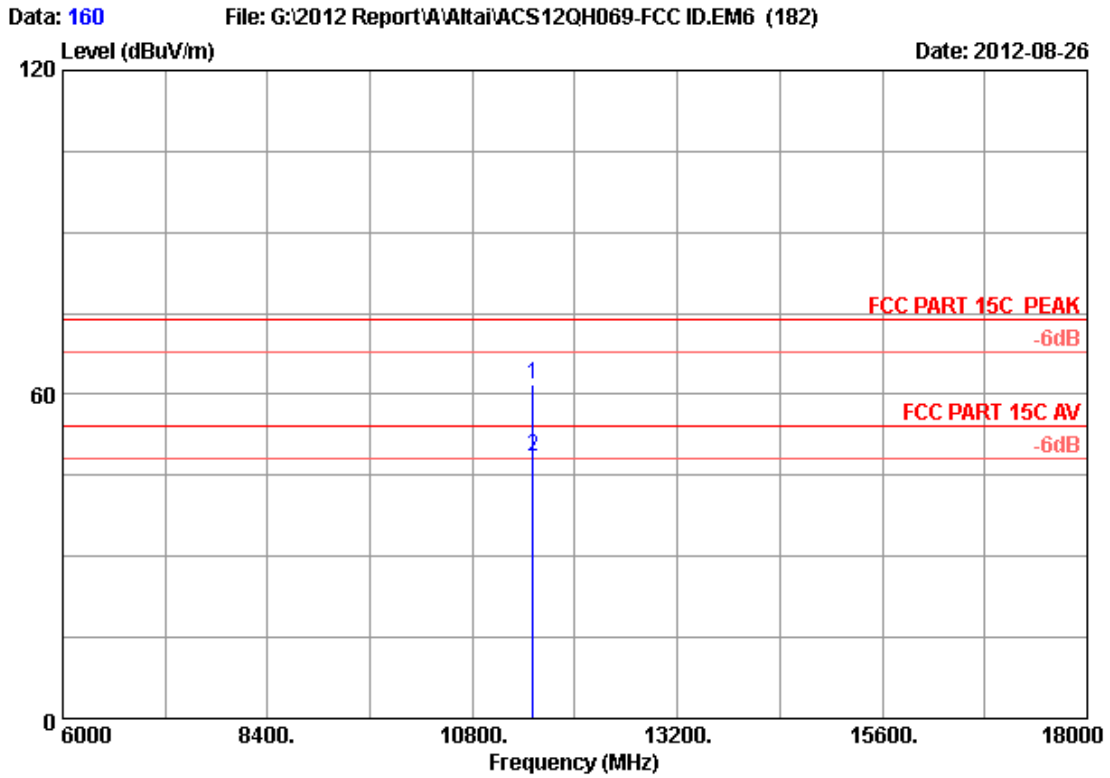
Site no. : 3# Chamber Data no. : 158
 Dis. / Ant. : 3m 2011 3115 4580 Ant. pol. : HORIZONTAL
 Limit : FCC PART 15C PEAK
 Env. / Ins. : 24°C/56% Engineer : Leo-Li
 EUT : A8-Ein Super WiFi Base Station
 Power Rating : DC 56V From Adapter Input AC 120V/60Hz
 Test Mode : IEEE802.11nHT40 CH151 5755MHz Tx
 M/N : WA8011N

No.	Freq. (MHz)	Ant. Factor (dB/m)	Cable Loss (dB)	AMP factor (dBUV)	Emission				
					Reading (dBUV/m)	Level (dBUV/m)	Limits (dB)	Margin (dB)	Remark
1	1615.000	25.79	4.78	34.59	52.05	48.03	74.00	25.97	Peak
2	5440.000	33.81	9.06	34.60	42.27	50.54	74.00	23.46	Peak
3	5755.000	34.06	9.33	34.60	99.46	108.25	74.00	-34.25	Peak

Remarks: 1. Emission Level= Antenna Factor + Cable Loss + Reading
 -Amp Factor
 2. The emission levels that are 20dB below the official
 limit are not reported.



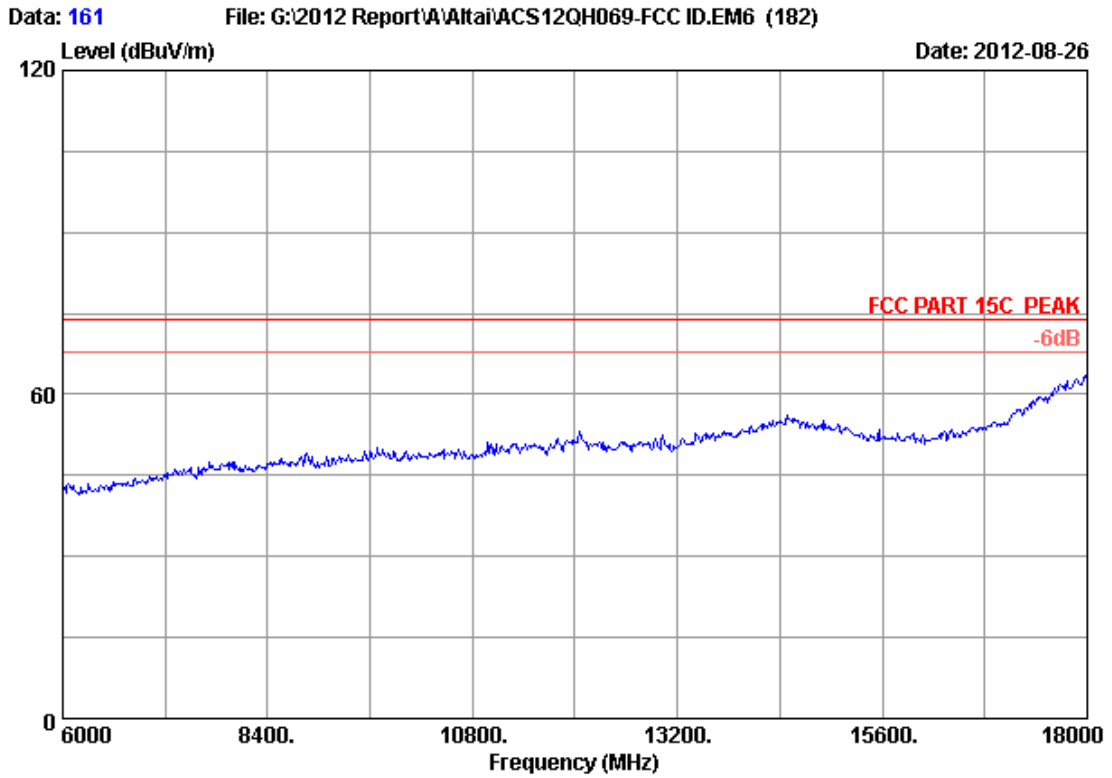
Site no. : 3# Chamber Data no. : 159
Dis. / Ant. : 3m 2011 3115 4580 Ant. pol. : HORIZONTAL
Limit : FCC PART 15C PEAK
Env. / Ins. : 24*C/56% Engineer : Leo-Li
EUT : A8-Ein Super WiFi Base Station
Power Rating : DC 56V From Adapter Input AC 120V/60Hz
Test Mode : IEEE802.11nHT40 CH151 5755MHz Tx
M/N : WA8011N



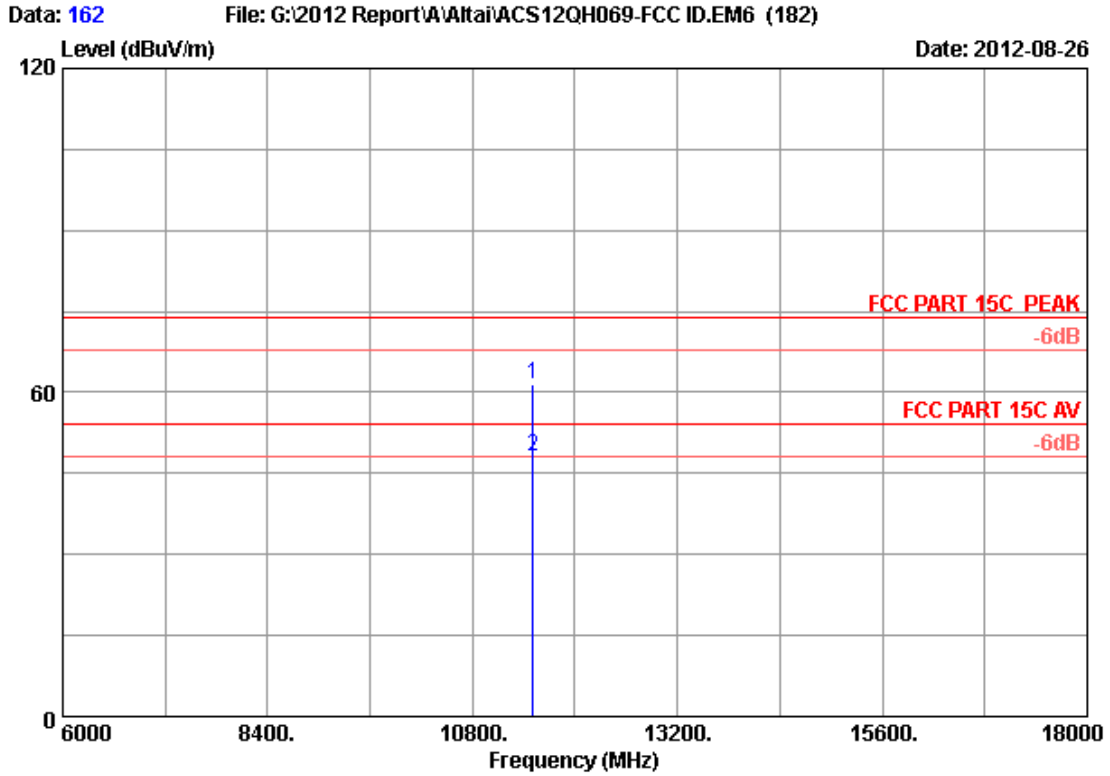
Site no. : 3# Chamber Data no. : 160
 Dis. / Ant. : 3m 2011 3115 4580 Ant. pol. : HORIZONTAL
 Limit : FCC PART 15C PEAK
 Env. / Ins. : 24*C/56% Engineer : Leo-Li
 EUT : A8-Ein Super WiFi Base Station
 Power Rating : DC 56V From Adapter Input AC 120V/60Hz
 Test Mode : IEEE802.11nHT40 CH151 5755MHz Tx
 M/N : WA8011N

No.	Freq. (MHz)	Ant. Factor (dB/m)	Cable Loss (dB)	AMP factor (dBUV)	Reading (dBUV/m)	Emission Level (dBUV/m)	Limits (dB)	Margin (dB)	Remark
1	11510.000	39.10	12.15	34.80	45.36	61.81	74.00	12.19	Peak
2	11510.000	39.10	12.15	34.80	32.17	48.62	54.00	5.38	Average

Remarks: 1. Emission Level= Antenna Factor + Cable Loss + Reading -Amp Factor
 2. The emission levels that are 20dB below the official limit are not reported.



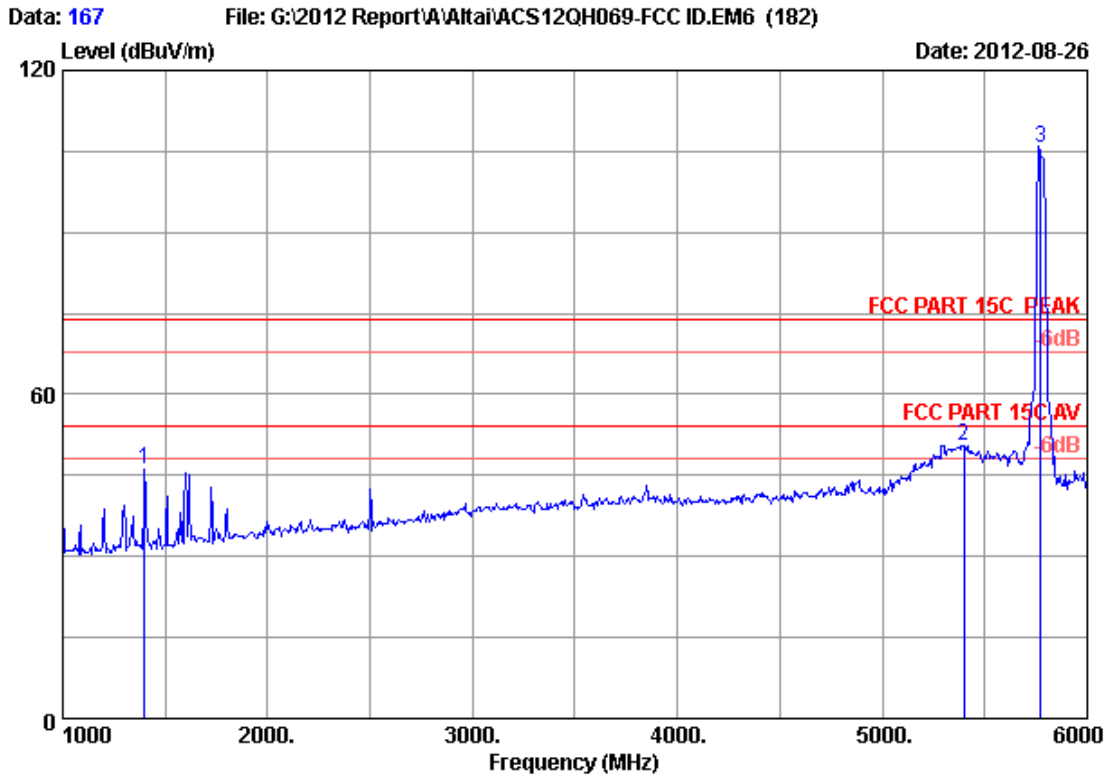
Site no. : 3# Chamber Data no. : 161
Dis. / Ant. : 3m 2011 3115 4580 Ant. pol. : VERTICAL
Limit : FCC PART 15C PEAK
Env. / Ins. : 24*C/56% Engineer : Leo-Li
EUT : A8-Ein Super WiFi Base Station
Power Rating : DC 56V From Adapter Input AC 120V/60Hz
Test Mode : IEEE802.11nHT40 CH151 5755MHz Tx
M/N : WA8011N



Site no. : 3# Chamber Data no. : 162
 Dis. / Ant. : 3m 2011 3115 4580 Ant. pol. : VERTICAL
 Limit : FCC PART 15C PEAK
 Env. / Ins. : 24*C/56% Engineer : Leo-Li
 EUT : A8-Ein Super WiFi Base Station
 Power Rating : DC 56V From Adapter Input AC 120V/60Hz
 Test Mode : IEEE802.11nHT40 CH151 5755MHz Tx
 M/N : WA8011N

No.	Freq. (MHz)	Ant. Factor (dB/m)	Cable Loss (dB)	AMP factor (dBuV)	Reading (dBuV/m)	Emission Level (dBuV/m)	Limits (dB)	Margin (dB)	Remark
1	11510.000	39.10	12.15	34.80	44.95	61.40	74.00	12.60	Peak
2	11510.000	39.10	12.15	34.80	31.78	48.23	54.00	5.77	Average

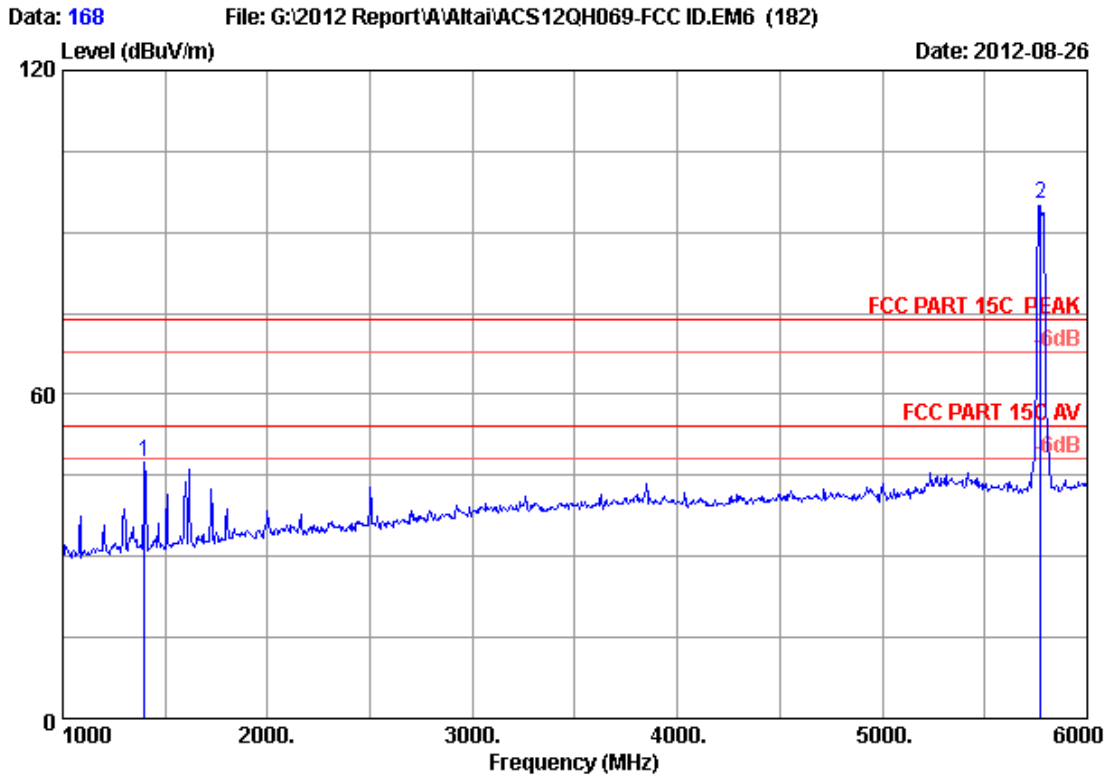
Remarks: 1. Emission Level= Antenna Factor + Cable Loss + Reading -Amp Factor
 2. The emission levels that are 20dB below the official limit are not reported.



Site no. : 3# Chamber Data no. : 167
 Dis. / Ant. : 3m 2011 3115 4580 Ant. pol. : HORIZONTAL
 Limit : FCC PART 15C PEAK
 Env. / Ins. : 24*C/56% Engineer : Leo-Li
 EUT : A8-Ein Super WiFi Base Station
 Power Rating : DC 56V From Adapter Input AC 120V/60Hz
 Test Mode : IEEE802.11nHT40 CH155 5775MHz Tx
 M/N : WA8011N

No.	Freq. (MHz)	Ant. Factor (dB/m)	Cable Loss (dB)	AMP factor (dBUV)	Emission				
					Reading (dBUV/m)	Level (dBUV/m)	Limits (dB)	Margin (dB)	Remark
1	1400.000	25.04	4.44	34.70	51.43	46.21	74.00	27.79	Peak
2	5400.000	33.76	9.02	34.60	42.37	50.55	74.00	23.45	Peak
3	5775.000	34.07	9.35	34.60	96.85	105.67	74.00	-31.67	Peak

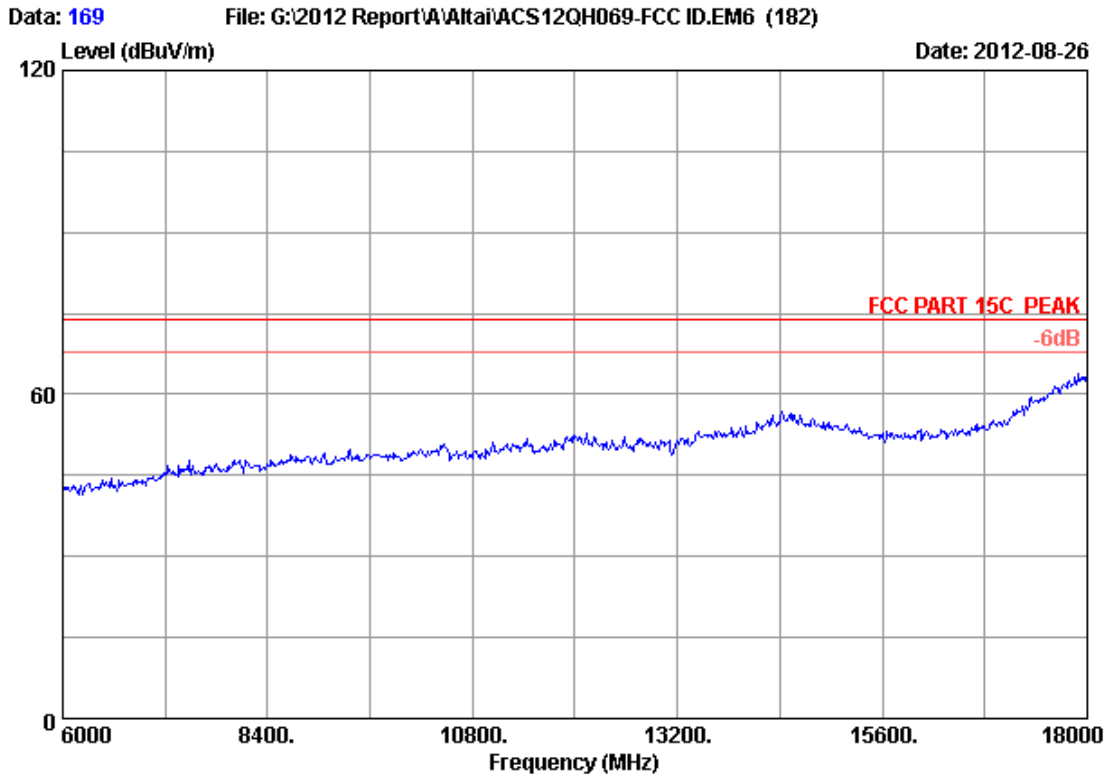
Remarks: 1. Emission Level= Antenna Factor + Cable Loss + Reading
 -Amp Factor
 2. The emission levels that are 20dB below the official
 limit are not reported.



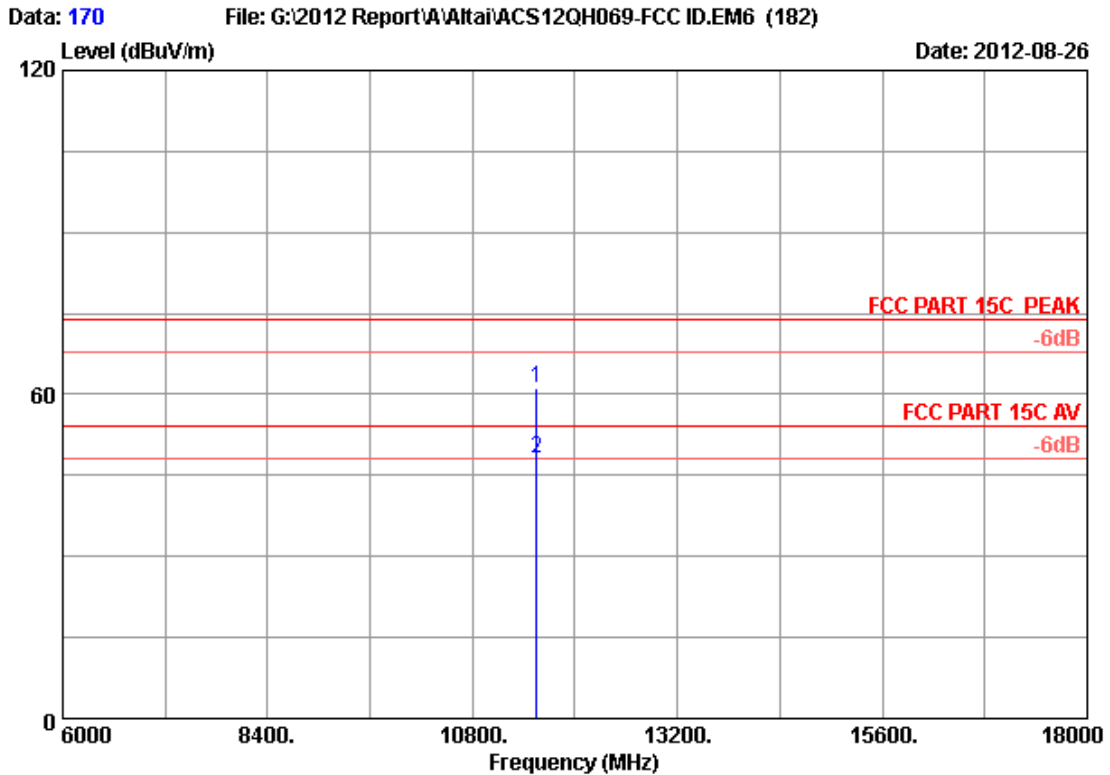
Site no. : 3# Chamber Data no. : 168
 Dis. / Ant. : 3m 2011 3115 4580 Ant. pol. : VERTICAL
 Limit : FCC PART 15C PEAK
 Env. / Ins. : 24*C/56% Engineer : Leo-Li
 EUT : A8-Ein Super WiFi Base Station
 Power Rating : DC 56V From Adapter Input AC 120V/60Hz
 Test Mode : IEEE802.11nHT40 CH155 5775MHz Tx
 M/N : WA8011N

No.	Freq. (MHz)	Ant. Factor (dB/m)	Cable Loss (dB)	AMP factor (dBUV)	Reading (dBUV/m)	Emission Level (dBUV/m)	Limits (dB)	Margin (dB)	Remark
1	1400.000	25.04	4.44	34.70	52.81	47.59	74.00	26.41	Peak
2	5775.000	34.07	9.35	34.60	86.44	95.26	74.00	-21.26	Peak

Remarks: 1. Emission Level= Antenna Factor + Cable Loss + Reading -Amp Factor
 2. The emission levels that are 20dB below the official limit are not reported.



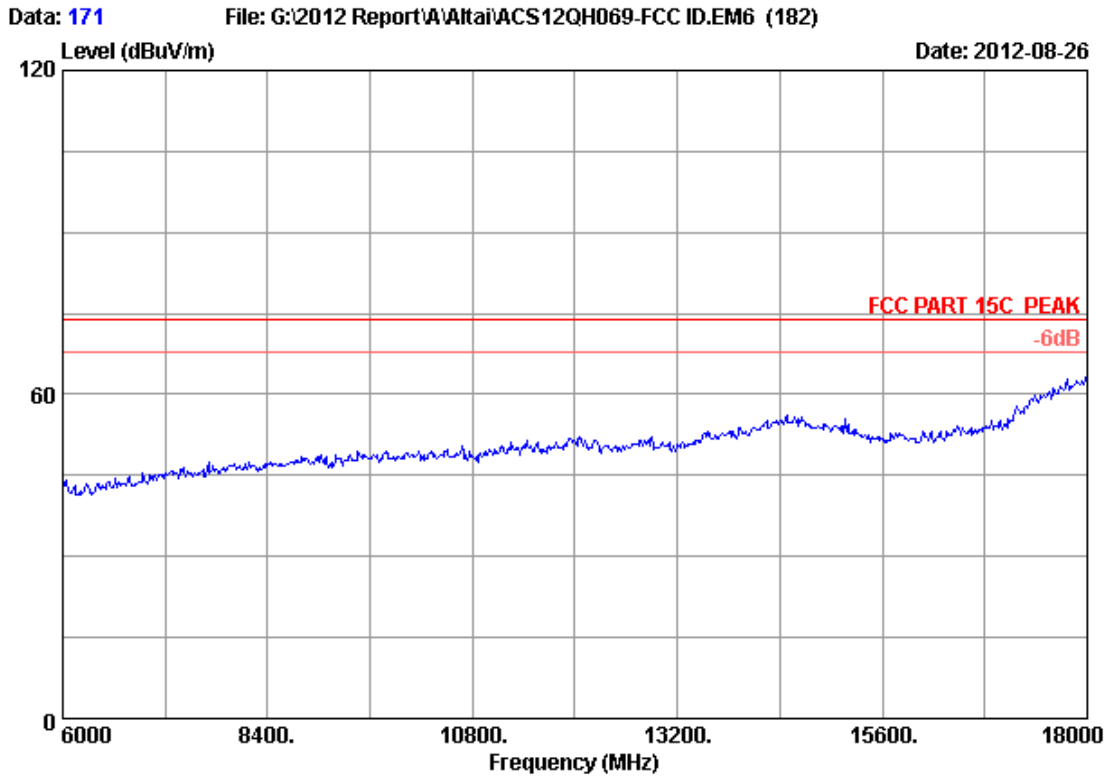
Site no. : 3# Chamber Data no. : 169
Dis. / Ant. : 3m 2011 3115 4580 Ant. pol. : VERTICAL
Limit : FCC PART 15C PEAK
Env. / Ins. : 24*C/56% Engineer : Leo-Li
EUT : A8-Ein Super WiFi Base Station
Power Rating : DC 56V From Adapter Input AC 120V/60Hz
Test Mode : IEEE802.11nHT40 CH155 5775MHz Tx
M/N : WA8011N



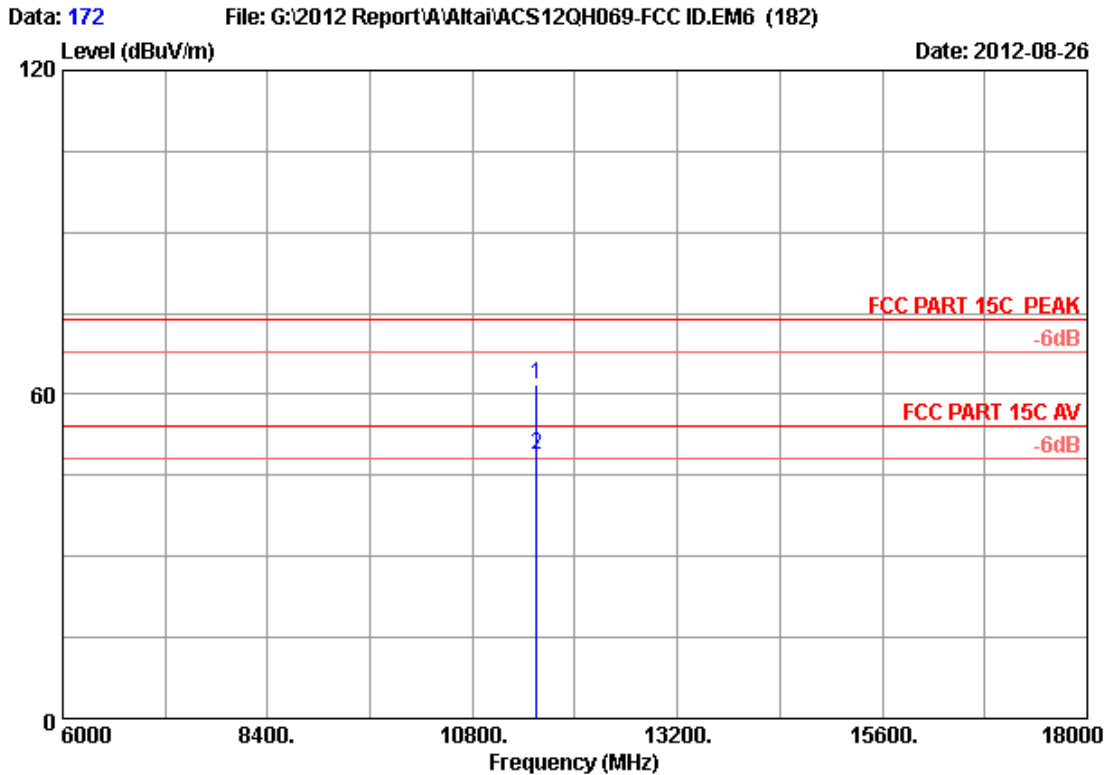
Site no. : 3# Chamber Data no. : 170
 Dis. / Ant. : 3m 2011 3115 4580 Ant. pol. : VERTICAL
 Limit : FCC PART 15C PEAK
 Env. / Ins. : 24*C/56% Engineer : Leo-Li
 EUT : A8-Ein Super WiFi Base Station
 Power Rating : DC 56V From Adapter Input AC 120V/60Hz
 Test Mode : IEEE802.11nHT40 CH155 5775MHz Tx
 M/N : WA8011N

No.	Freq. (MHz)	Ant. Factor (dB/m)	Cable Loss (dB)	AMP factor (dBUV)	Reading (dBUV/m)	Emission Level (dBUV/m)	Limits (dB)	Margin (dB)	Remark
1	11550.000	39.14	12.18	34.81	44.68	61.19	74.00	12.81	Peak
2	11550.000	39.14	12.18	34.81	31.71	48.22	54.00	5.78	Average

Remarks: 1. Emission Level= Antenna Factor + Cable Loss + Reading -Amp Factor
 2. The emission levels that are 20dB below the official limit are not reported.



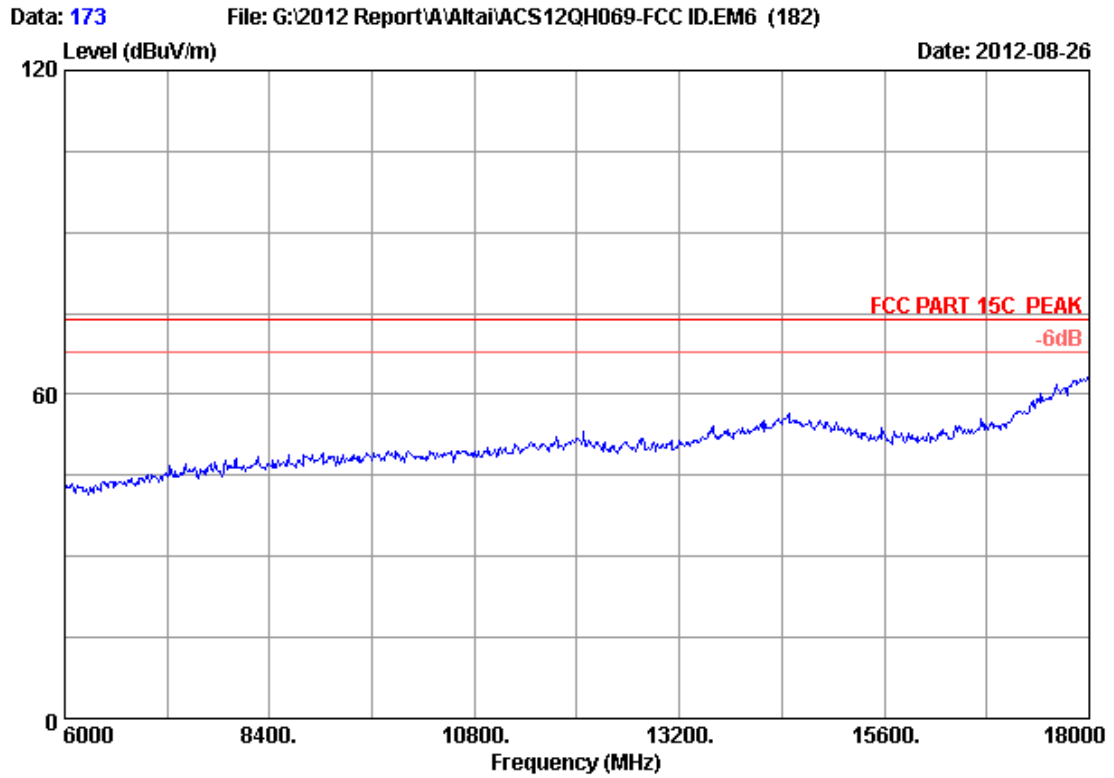
Site no. : 3# Chamber Data no. : 171
Dis. / Ant. : 3m 2011 3115 4580 Ant. pol. : HORIZONTAL
Limit : FCC PART 15C PEAK
Env. / Ins. : 24*C/56% Engineer : Leo-Li
EUT : A8-Ein Super WiFi Base Station
Power Rating : DC 56V From Adapter Input AC 120V/60Hz
Test Mode : IEEE802.11nHT40 CH155 5775MHz Tx
M/N : WA8011N



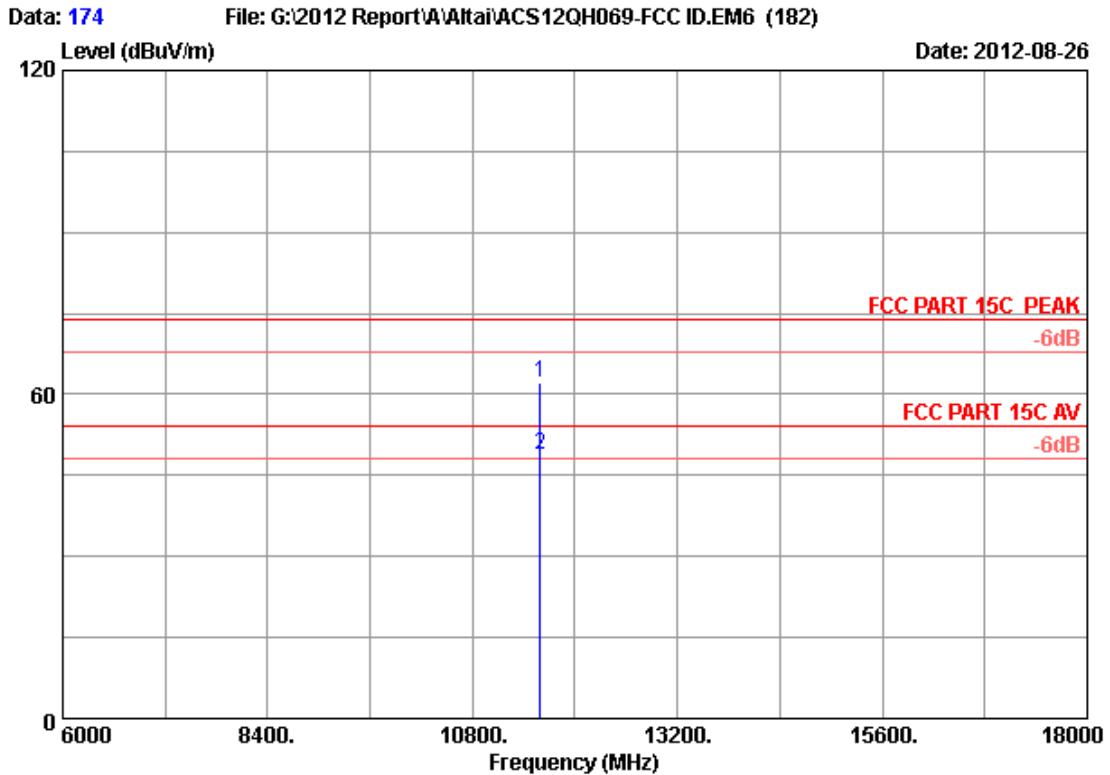
Site no. : 3# Chamber Data no. : 172
 Dis. / Ant. : 3m 2011 3115 4580 Ant. pol. : HORIZONTAL
 Limit : FCC PART 15C PEAK
 Env. / Ins. : 24*C/56% Engineer : Leo-Li
 EUT : A8-Ein Super WiFi Base Station
 Power Rating : DC 56V From Adapter Input AC 120V/60Hz
 Test Mode : IEEE802.11nHT40 CH155 5775MHz Tx
 M/N : WA8011N

No.	Freq. (MHz)	Ant. Factor (dB/m)	Cable Loss (dB)	AMP factor (dBUV)	Reading (dBUV/m)	Emission Level (dBUV/m)	Limits (dB)	Margin (dB)	Remark
1	11550.000	39.14	12.18	34.81	45.19	61.70	74.00	12.30	Peak
2	11550.000	39.14	12.18	34.81	32.37	48.88	54.00	5.12	Average

Remarks: 1. Emission Level= Antenna Factor + Cable Loss + Reading -Amp Factor
 2. The emission levels that are 20dB below the official limit are not reported.



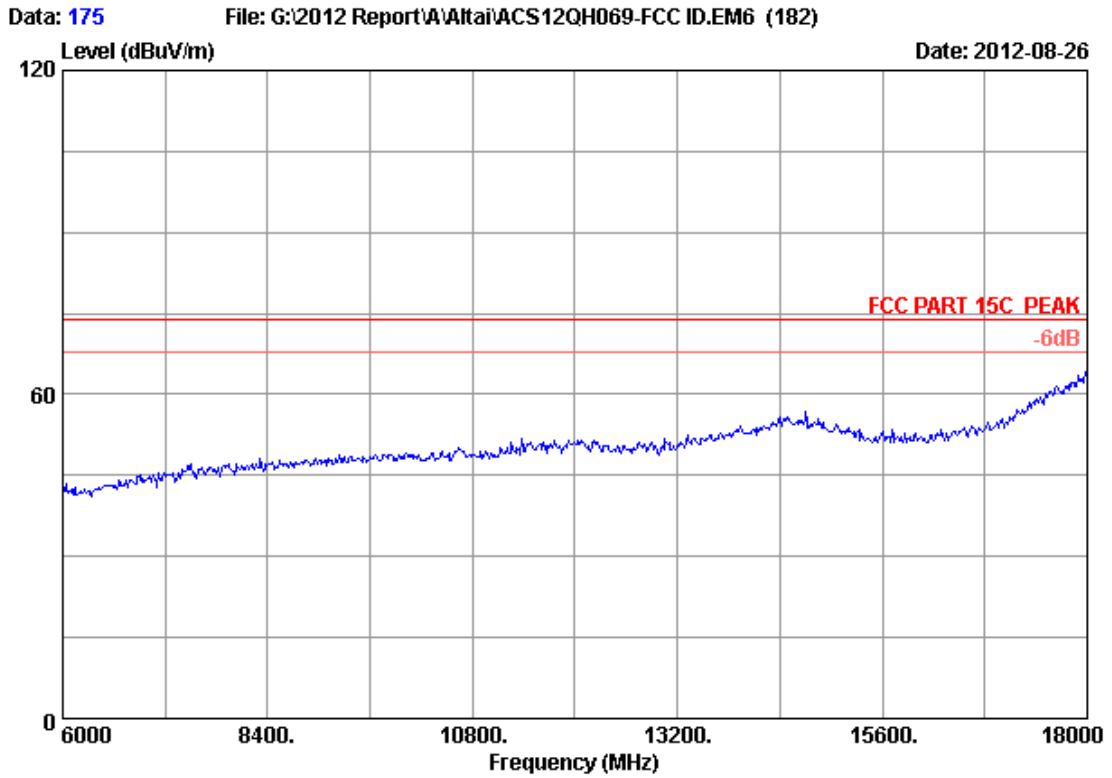
Site no. : 3# Chamber Data no. : 173
Dis. / Ant. : 3m 2011 3115 4580 Ant. pol. : HORIZONTAL
Limit : FCC PART 15C PEAK
Env. / Ins. : 24*C/56% Engineer : Leo-Li
EUT : A8-Ein Super WiFi Base Station
Power Rating : DC 56V From Adapter Input AC 120V/60Hz
Test Mode : IEEE802.11nHT40 CH159 5795MHz Tx
M/N : WA8011N



Site no. : 3# Chamber Data no. : 174
 Dis. / Ant. : 3m 2011 3115 4580 Ant. pol. : HORIZONTAL
 Limit : FCC PART 15C PEAK
 Env. / Ins. : 24*C/56% Engineer : Leo-Li
 EUT : A8-Ein Super WiFi Base Station
 Power Rating : DC 56V From Adapter Input AC 120V/60Hz
 Test Mode : IEEE802.11nHT40 CH159 5795MHz Tx
 M/N : WA8011N

No.	Freq. (MHz)	Ant. Factor (dB/m)	Cable Loss (dB)	AMP factor (dBUV)	Reading (dBUV/m)	Emission Level (dBUV/m)	Limits (dB)	Margin (dB)	Remark
1	11590.000	39.17	12.20	34.82	45.76	62.31	74.00	11.69	Peak
2	11590.000	39.17	12.20	34.82	32.29	48.84	54.00	5.16	Average

Remarks: 1. Emission Level= Antenna Factor + Cable Loss + Reading -Amp Factor
 2. The emission levels that are 20dB below the official limit are not reported.



Site no. : 3# Chamber Data no. : 175
Dis. / Ant. : 3m 2011 3115 4580 Ant. pol. : VERTICAL
Limit : FCC PART 15C PEAK
Env. / Ins. : 24*C/56% Engineer : Leo-Li
EUT : A8-Ein Super WiFi Base Station
Power Rating : DC 56V From Adapter Input AC 120V/60Hz
Test Mode : IEEE802.11nHT40 CH159 5795MHz Tx
M/N : WA8011N