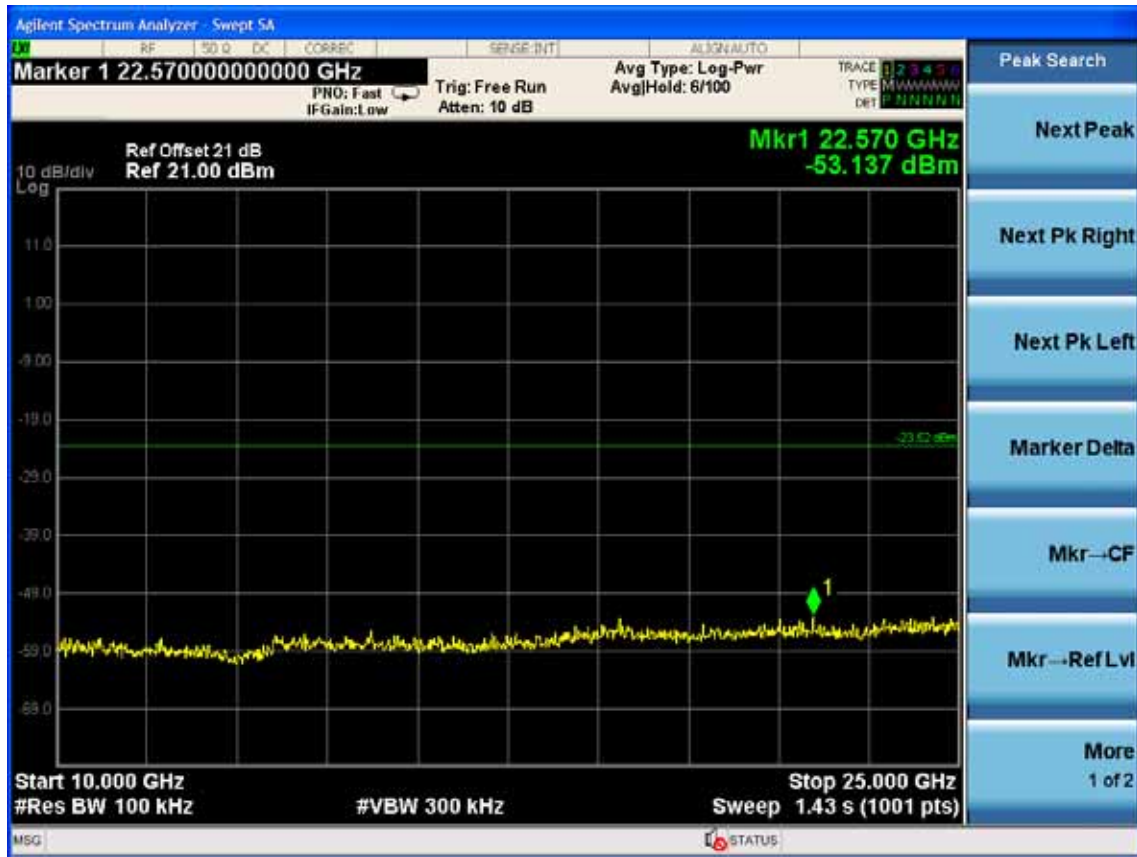
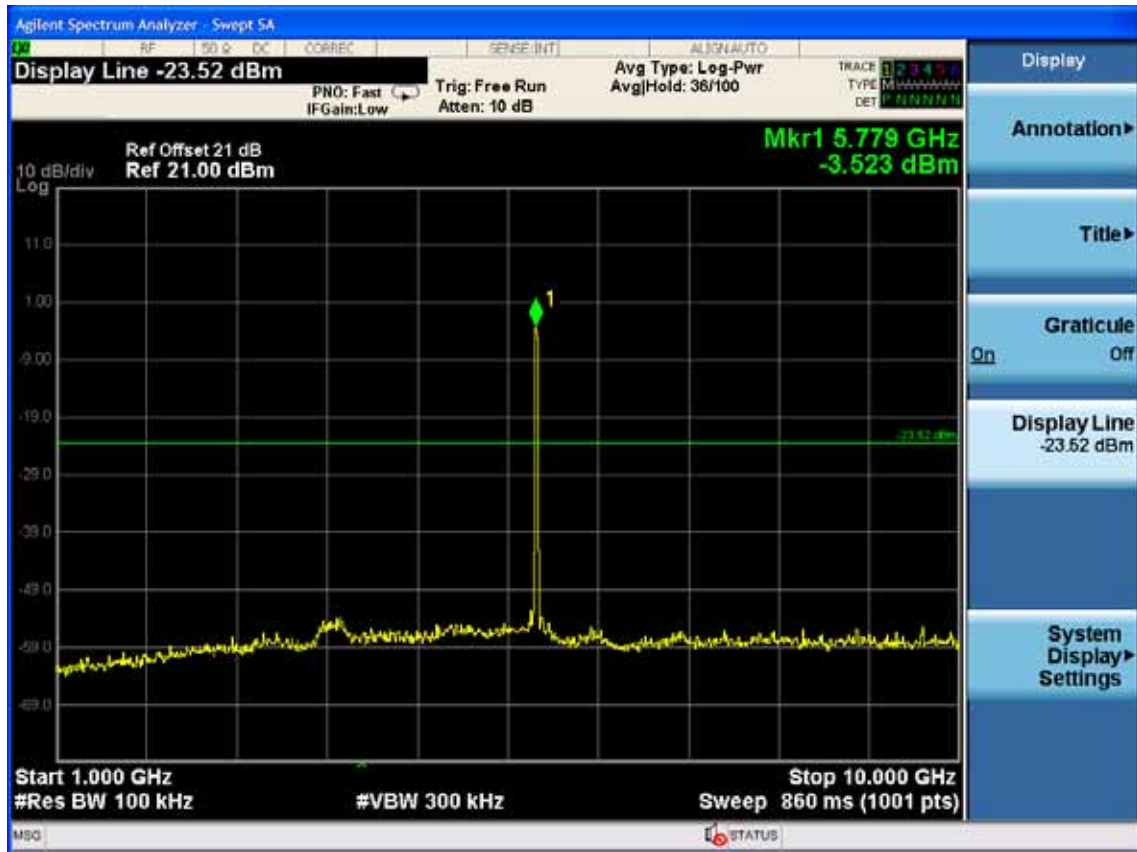
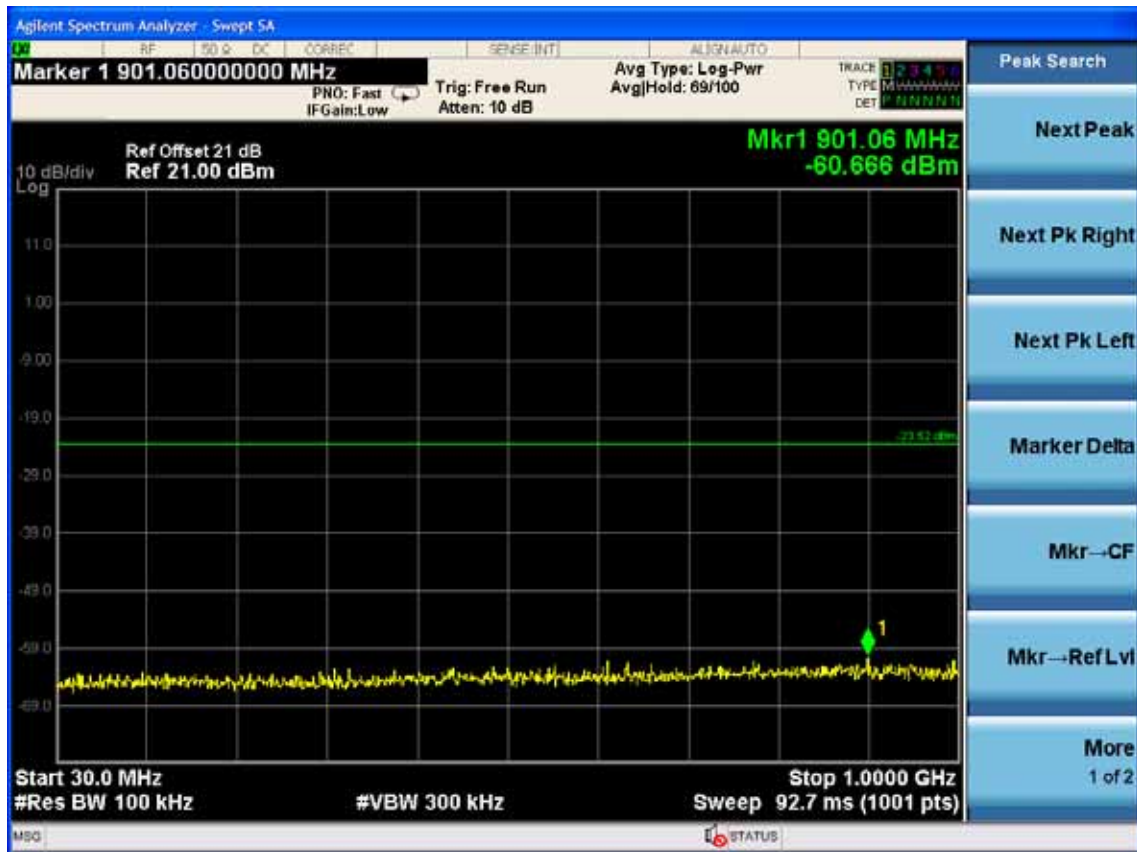
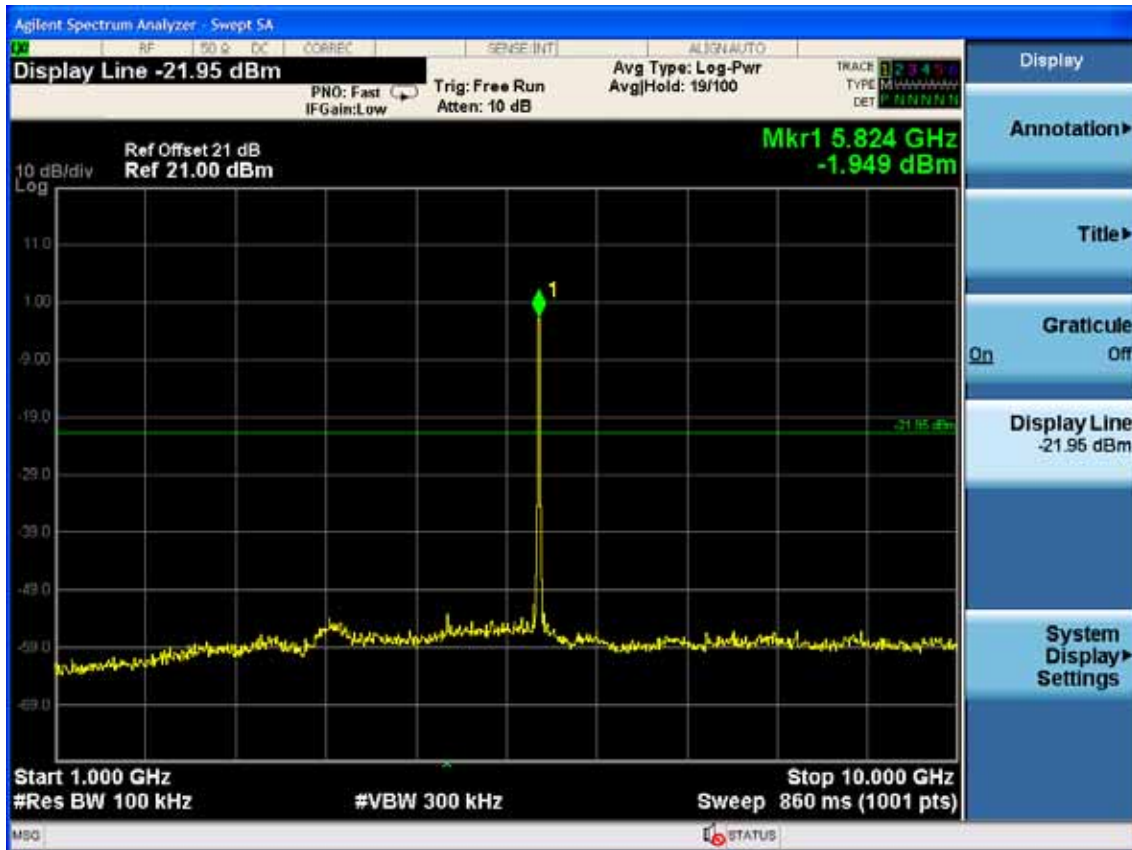


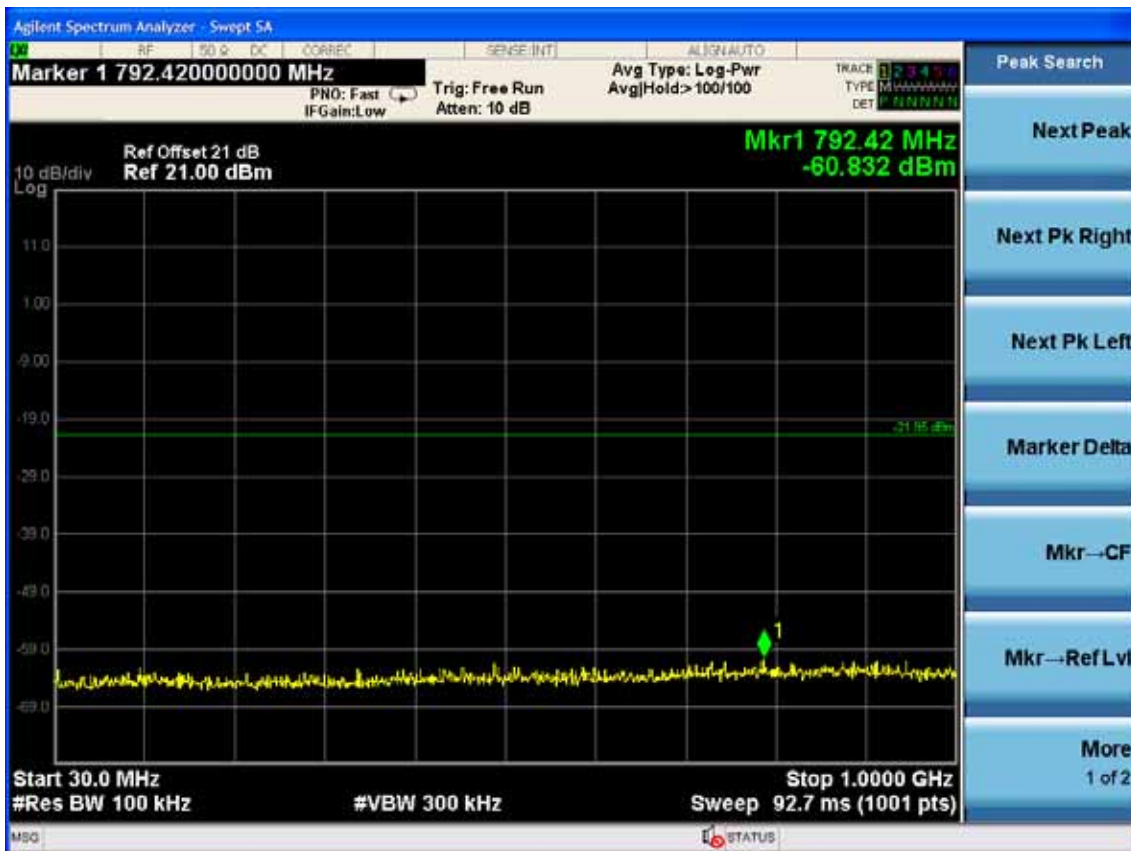
Test CH157: 5785MHz

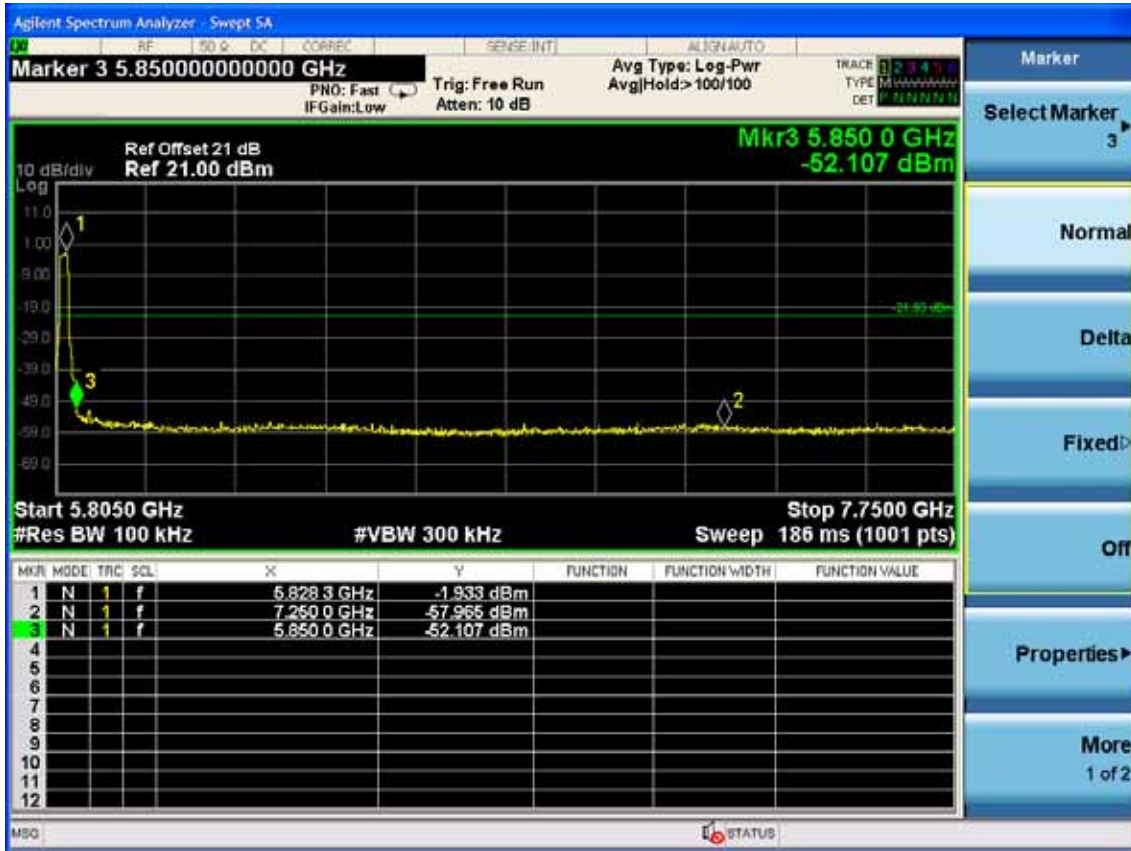




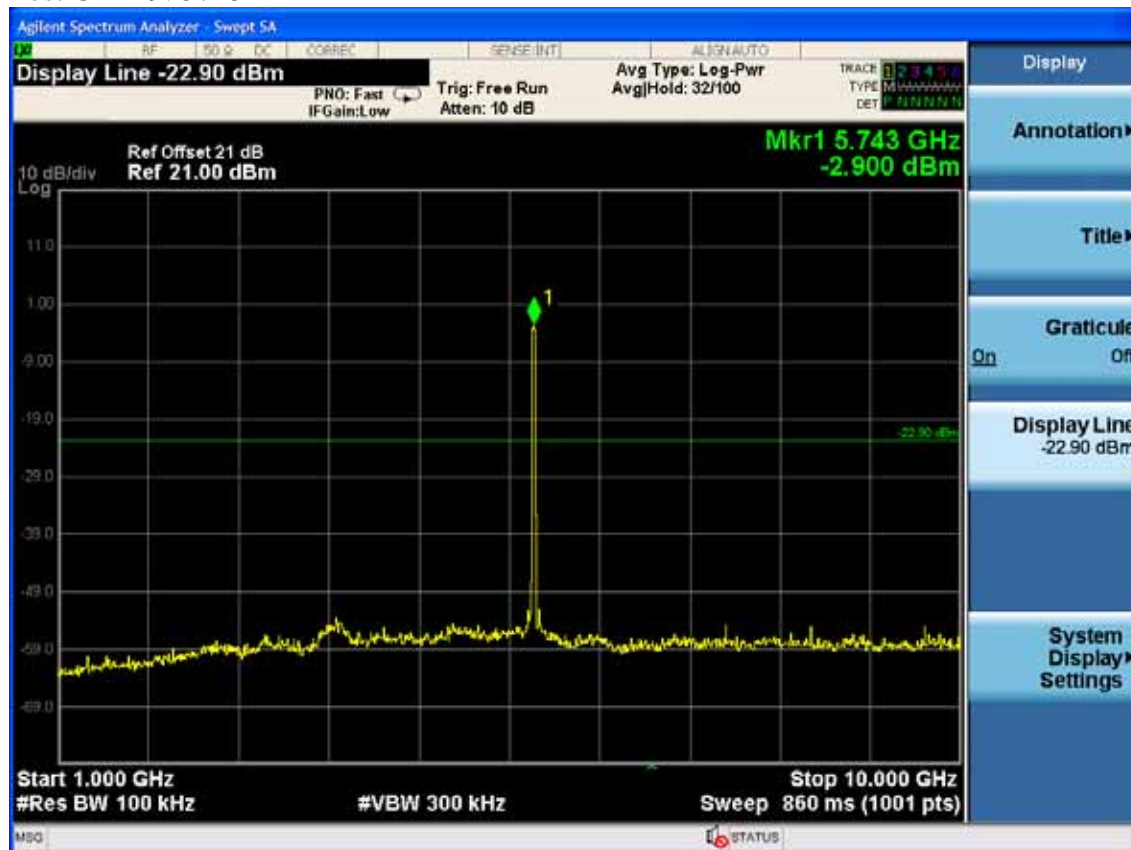
Test CH165: 5825MHz



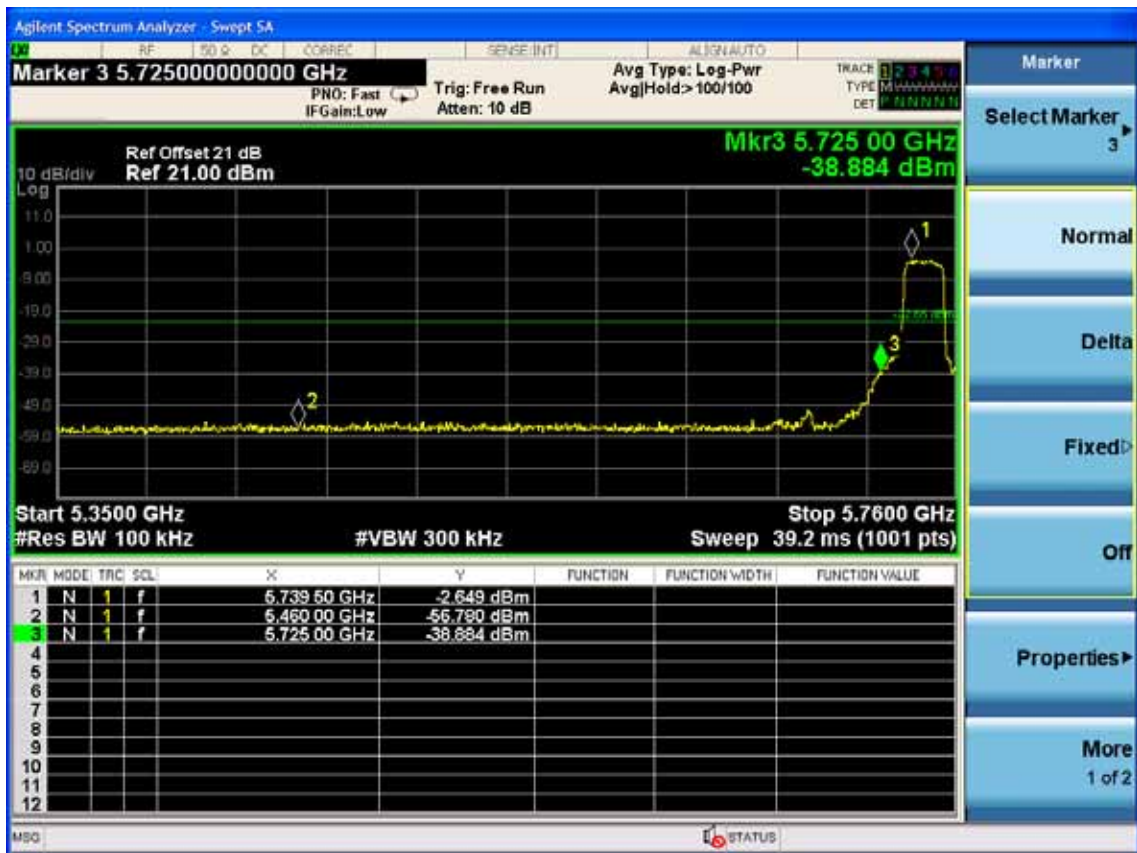
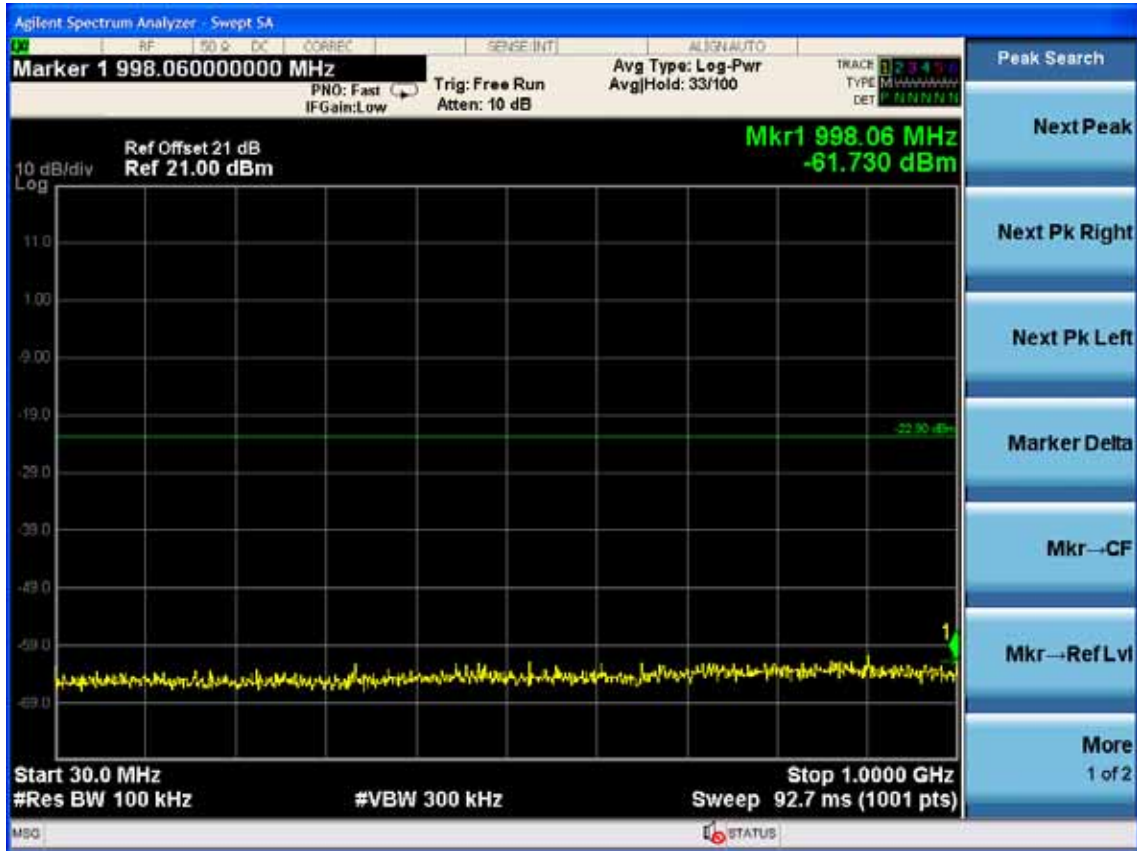




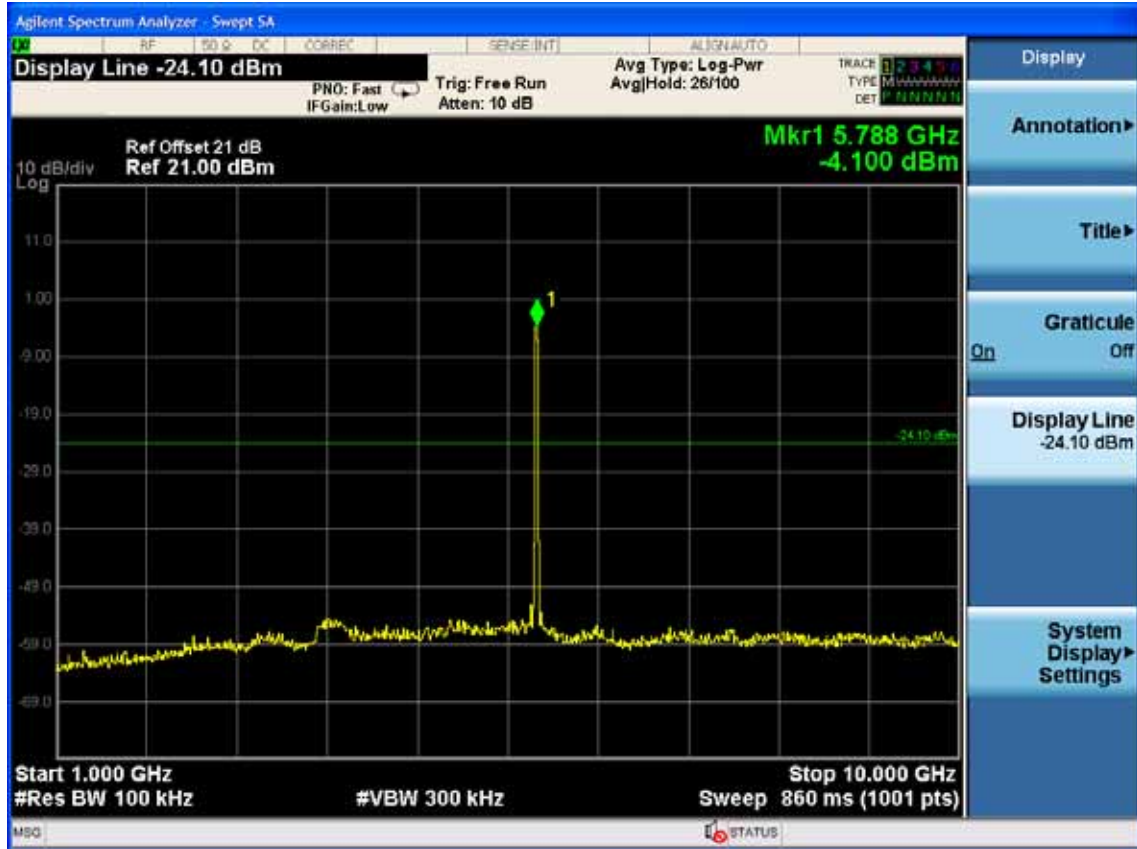
Test Mode: IEEE 802.11n HT20 TX
 Test CH149: 5745MHz

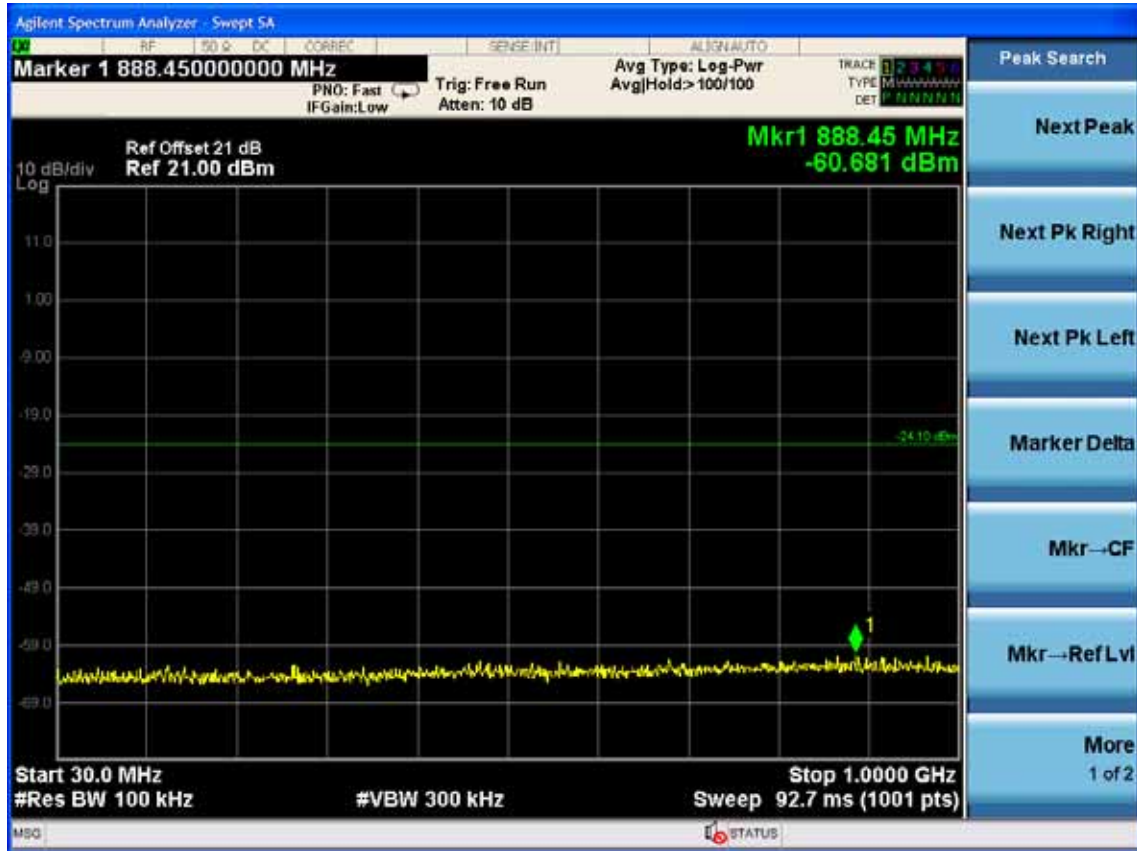




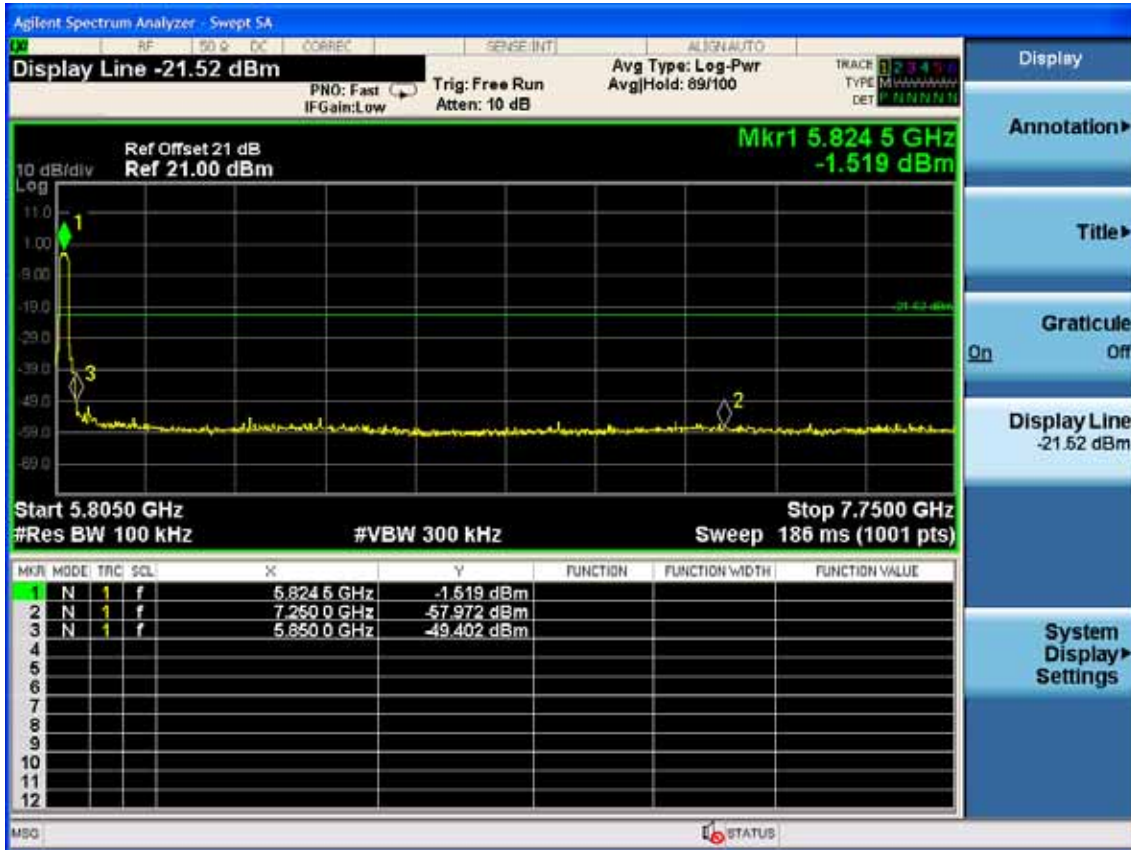


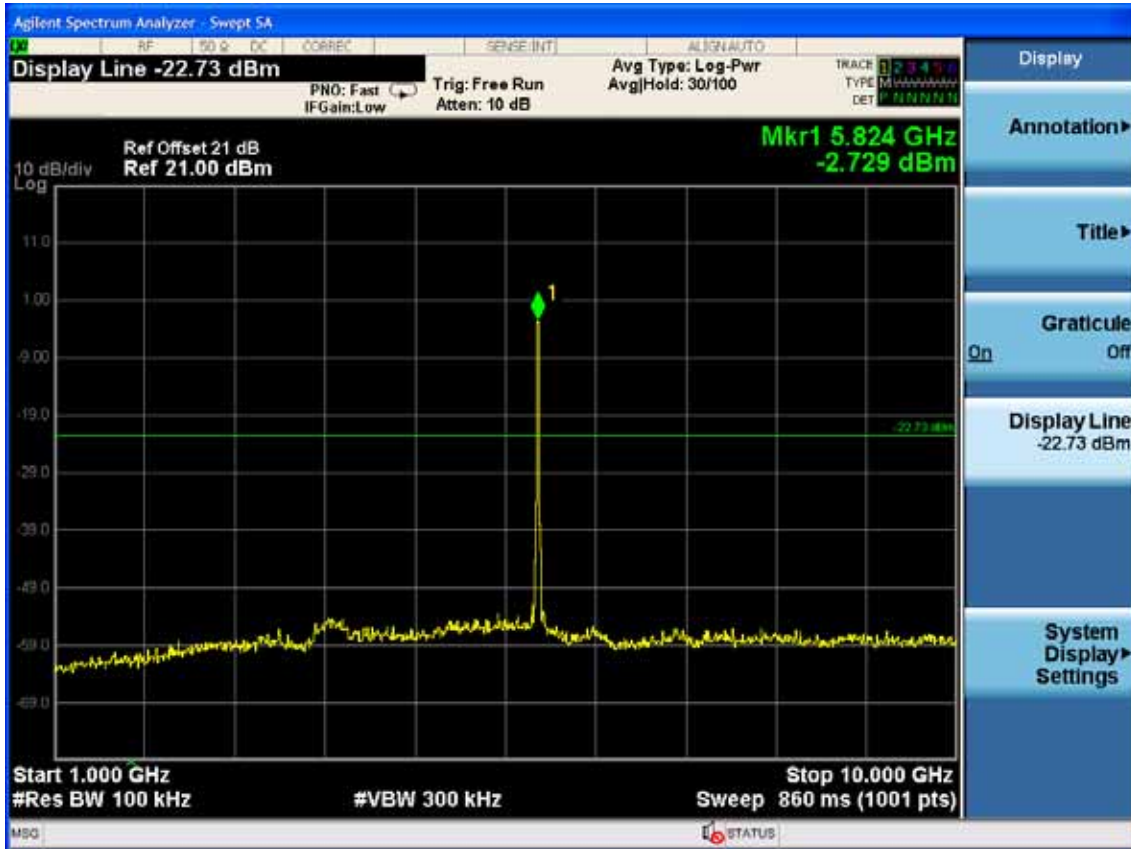
Test CH157: 5785MHz

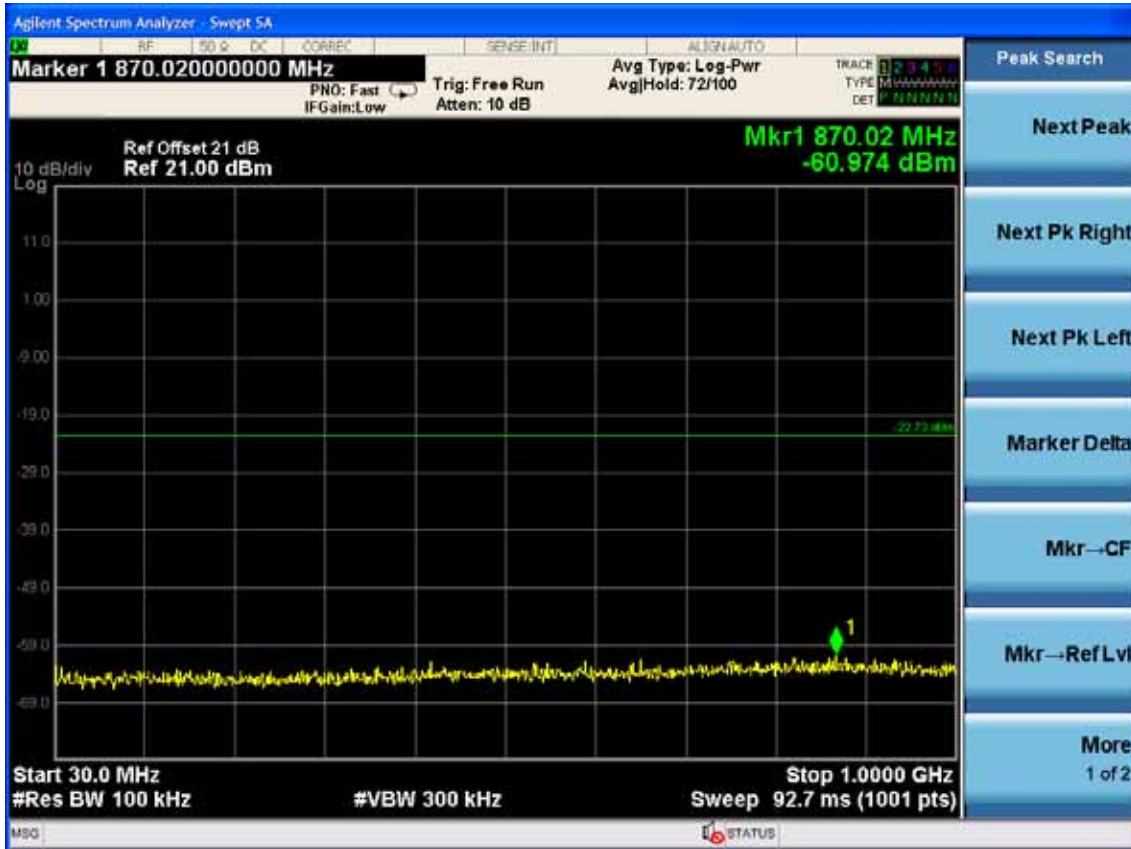




Test CH165: 5825MHz

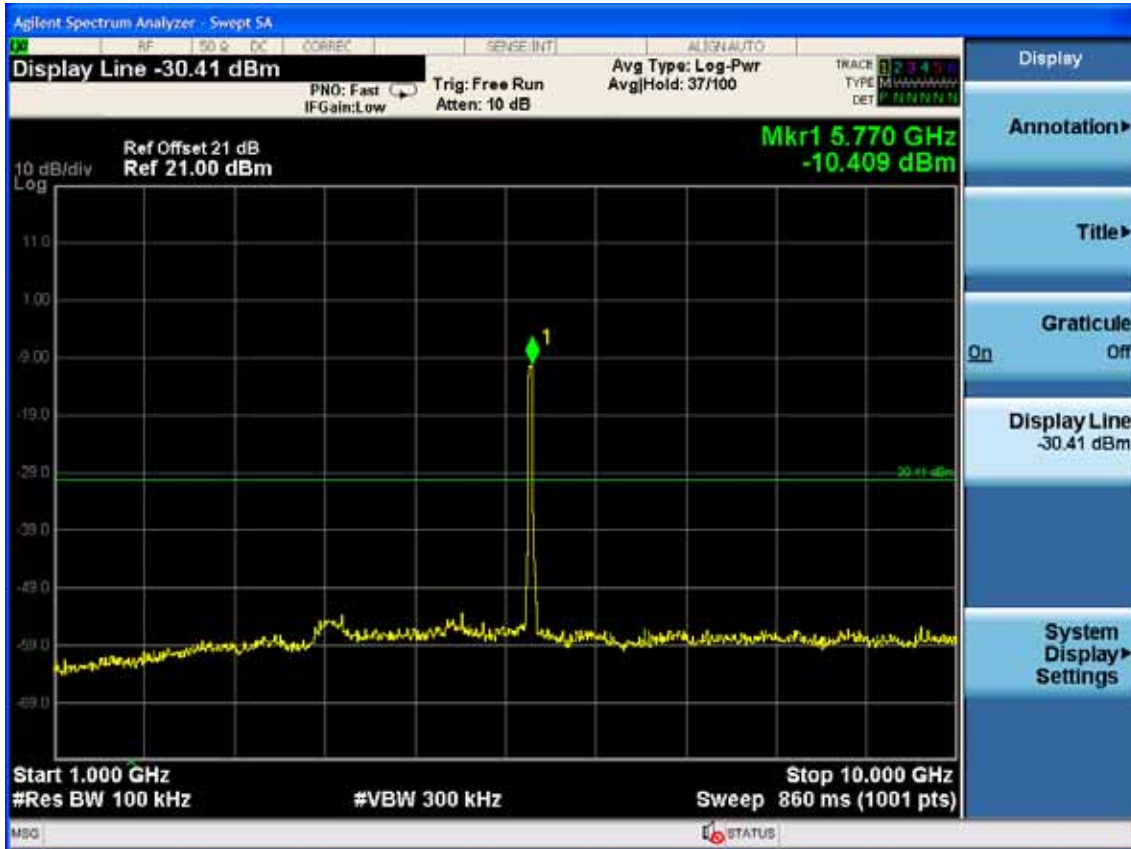


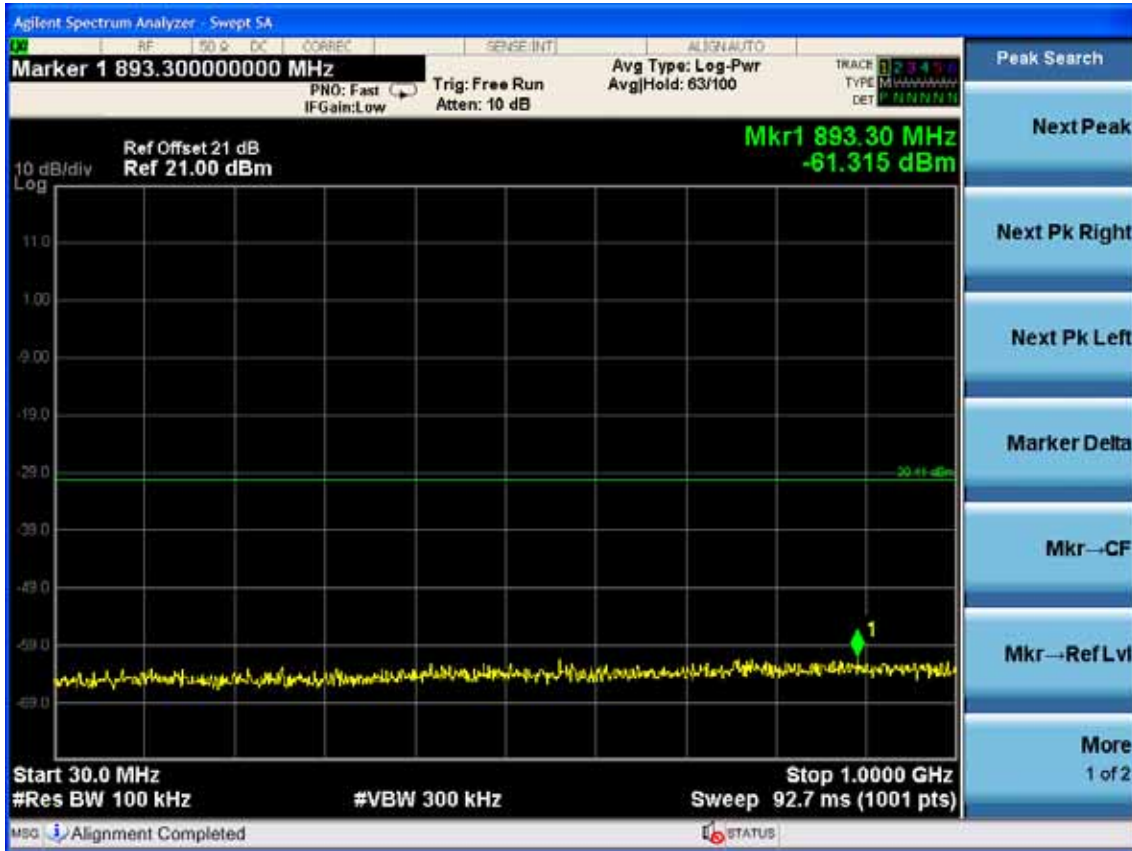




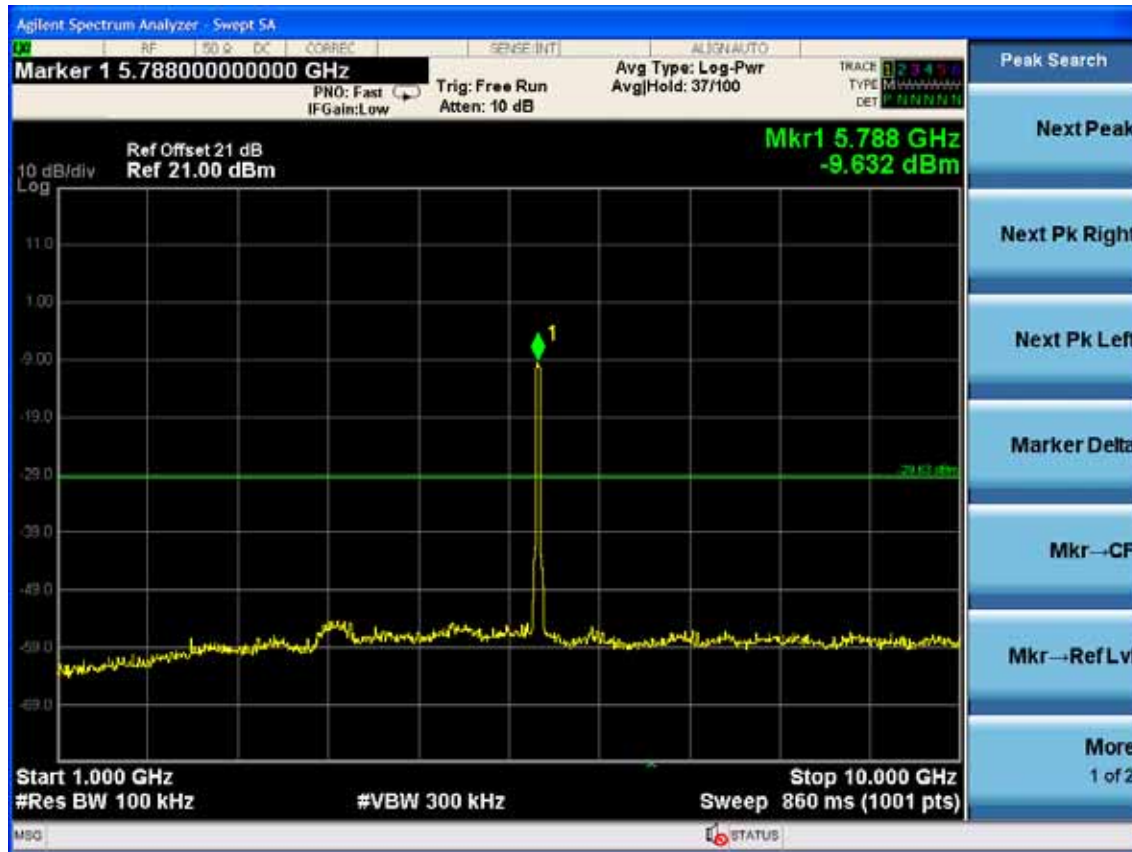
Test Mode: IEEE 802.11n HT40 TX
Test CH151: 5755MHz

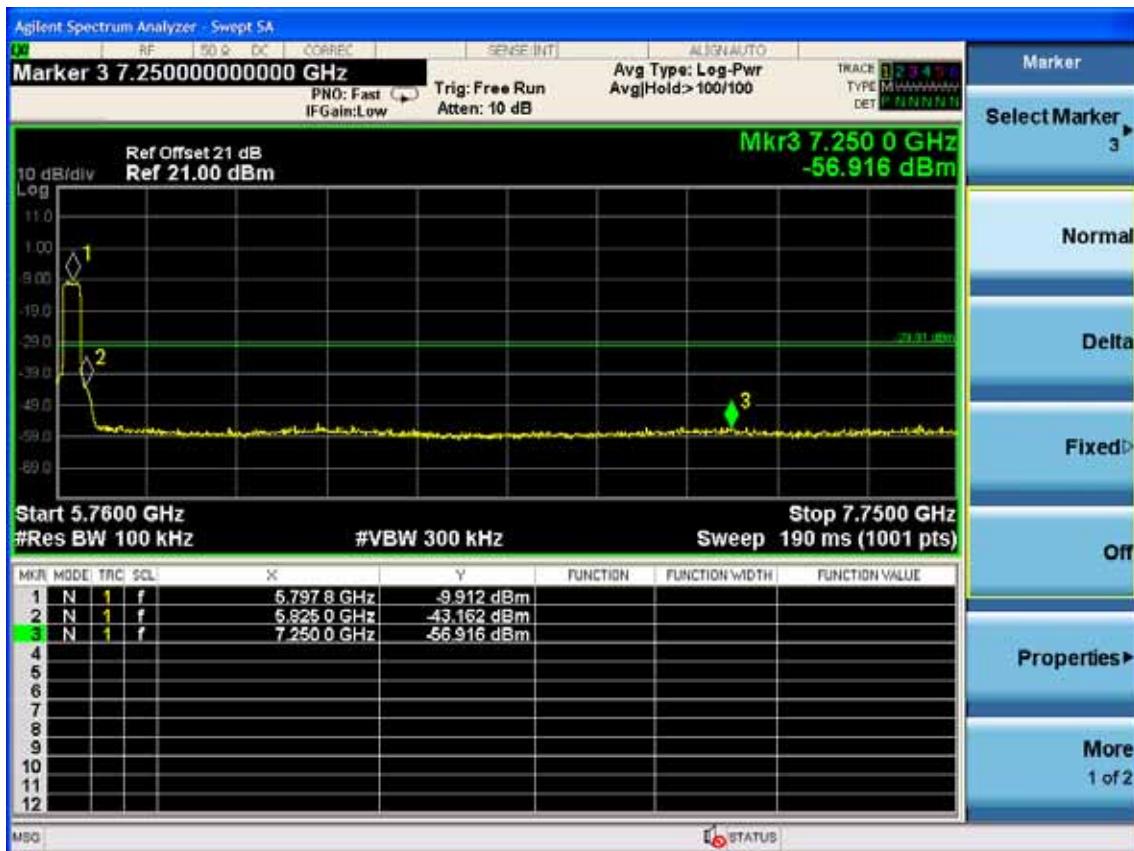


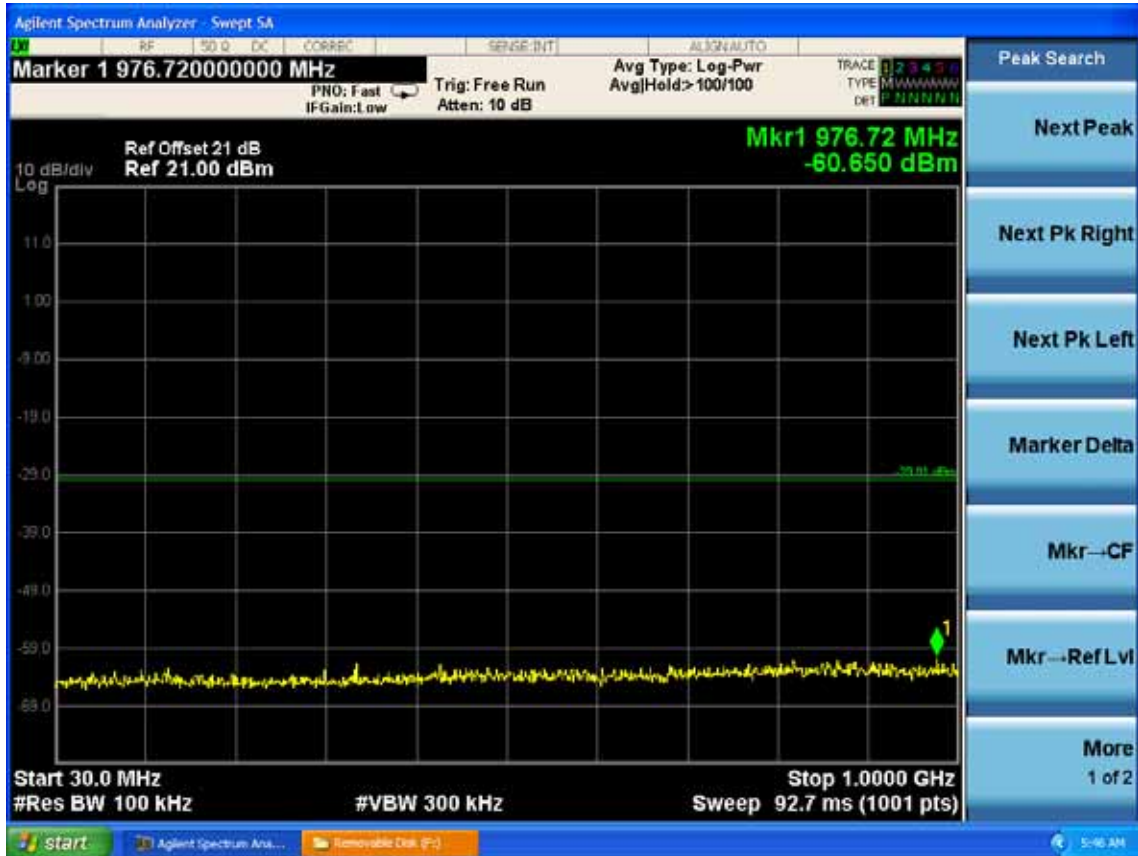




Test CH159: 5795MHz







6. BAND EDGE COMPLIANCE TEST

6.1. Test Equipment

Item	Equipment	Manufacturer	Model No.	Serial No.	Last Cal.	Cal. Interval
1.	Spectrum	Agilent	E4446A	US44300459	May.08, 13	1 Year
2.	Amp	HP	8449B	3008A08495	May.08, 13	1 Year
3.	Horn Antenna	EMCO	3115	9510-4580	Jun.05, 12	1 Year
4.	Horn Antenna	EMCO	3115	9510-4580	May.28, 13	1 Year
5.	HF Cable	Hubersuhne	Sucoflex104	-	May.08, 13	1 Year

6.2. Limit

All the lower and upper band-edges emissions appearing within 5.35-5.46GHz and 7.25-7.75GHz restricted frequency bands shall not exceed the limits shown in 15.209, all the other emissions outside operation frequency band 5725MHz to 5850MHz shall be at least 20dB below the fundamental emissions, or comply with 15.209 limits.

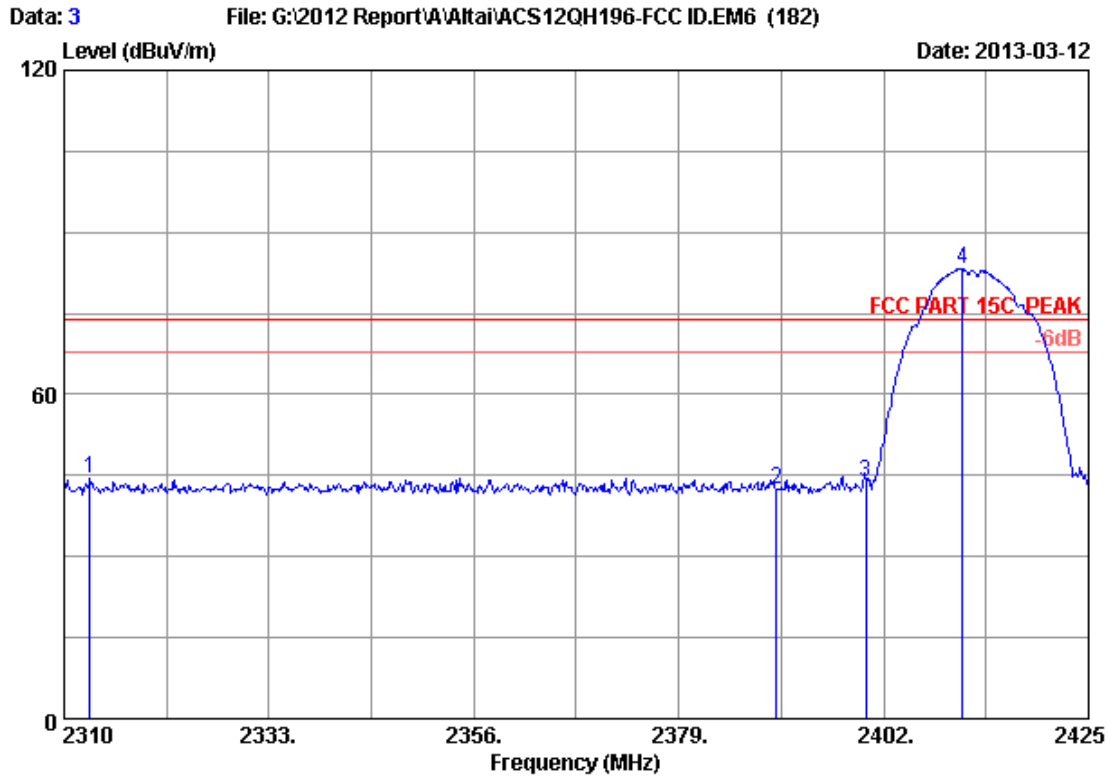
6.3. Test Produce

1. The EUT is placed on a turntable, which is 0.8m above the ground plane and worked at highest radiated power.
2. The turntable was rotated for 360 degrees to determine the position of maximum emission level.
3. EUT is set 3m away from the receiving antenna, which is varied from 1m to 4m to find out the highest emission.
4. Set the spectrum analyzer in the following setting in order to capture the lower and upper band-edges of the emission:
 - (a) PEAK: RBW=1MHz; VBW=3MHz; Sweep=AUTO
 - (b) AVERAGE: RBW=1MHz; VBW=10Hz; Sweep=AUTO

6.4. Test Results

Pass (The testing data was attached in the next pages.)

2.4G:

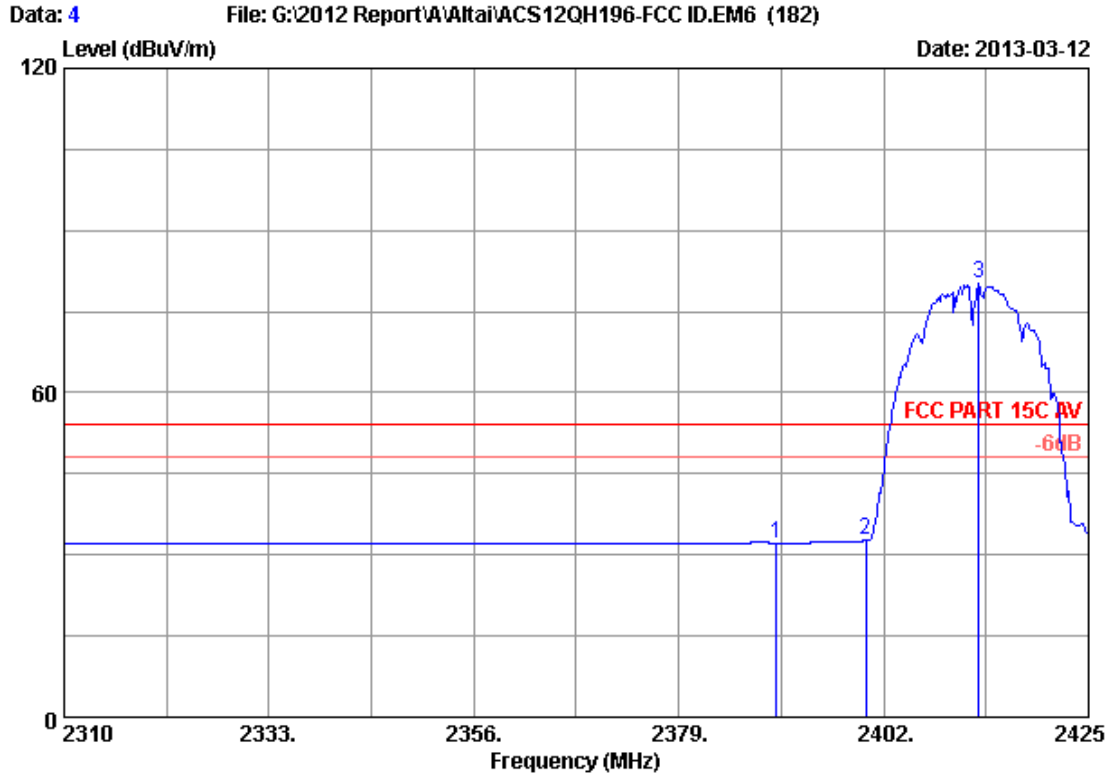


Site no. : 3m Chamber Data no. : 3
 Dis. / Ant. : 3m 2013 3115 (4580) Ant. pol. : VERTICAL
 Limit : FCC PART 15C PEAK
 Env. / Ins. : 23°C/54% Engineer : Leo-Li
 EUT : A8n Super WiFi Base Station
 Power supply : DC 56V From Adapter Input AC 120V/60Hz
 Test mode : IEEE802.11b CH1 2412MHz Tx
 WA8011N-X

	Freq. (MHz)	Ant. Factor (dB/m)	Cable loss (dB)	Amp. Factor (dB)	Reading (dBuV)	Emission Level (dBuV/m)	Limits (dBuV/m)	Margin (dB)	Remark
1	2312.875	27.99	5.67	35.70	46.48	44.44	74.00	29.56	Peak
2	2390.000	28.16	5.78	35.70	44.17	42.41	74.00	31.59	Peak
3	2400.000	28.18	5.80	35.70	45.47	43.75	74.00	30.25	Peak
4	2410.855	28.20	5.81	35.70	85.02	83.33	74.00	-9.33	Peak

Remarks:

1. Emission Level= Antenna Factor + Cable Loss -Amp Factor + Reading.
2. The emission levels that are 20dB below the official limit are not reported.

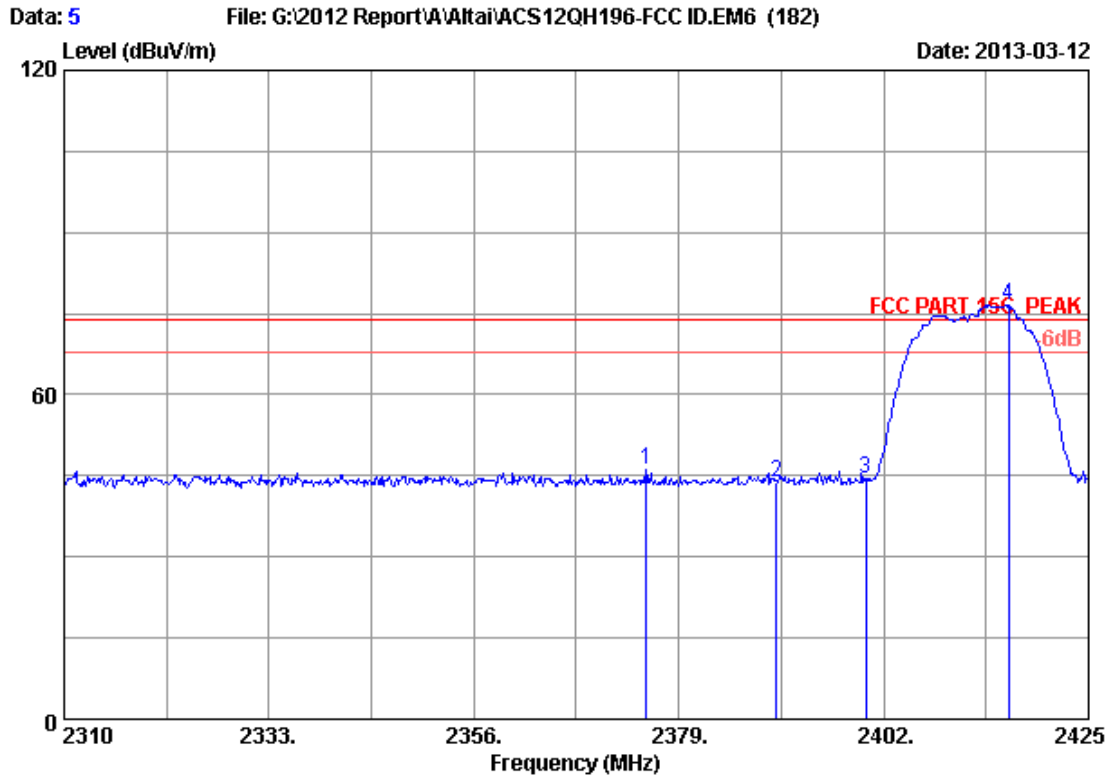


Site no. : 3m Chamber Data no. : 4
 Dis. / Ant. : 3m 2013 3115 (4580) Ant. pol. : VERTICAL
 Limit : FCC PART 15C AV
 Env. / Ins. : 23°C/54% Engineer : Leo-Li
 EUT : ASn Super WiFi Base Station
 Power supply : DC 56V From Adapter Input AC 120V/60Hz
 Test mode : IEEE802.11b CH1 2412MHz Tx
 WA8011N-X

	Freq. (MHz)	Ant. Factor (dB/m)	Cable loss (dB)	Amp. Factor (dB)	Reading (dBuV)	Emission Level (dBuV/m)	Limits (dBuV/m)	Margin (dB)	Remark
1	2390.000	28.16	5.78	35.70	33.98	32.22	54.00	21.78	Average
2	2400.000	28.18	5.80	35.70	34.38	32.66	54.00	21.34	Average
3	2412.695	28.21	5.82	35.70	81.77	80.10	54.00	-26.10	Average

Remarks:

1. Emission Level= Antenna Factor + Cable Loss -Amp Factor + Reading.
2. The emission levels that are 20dB below the official limit are not reported.

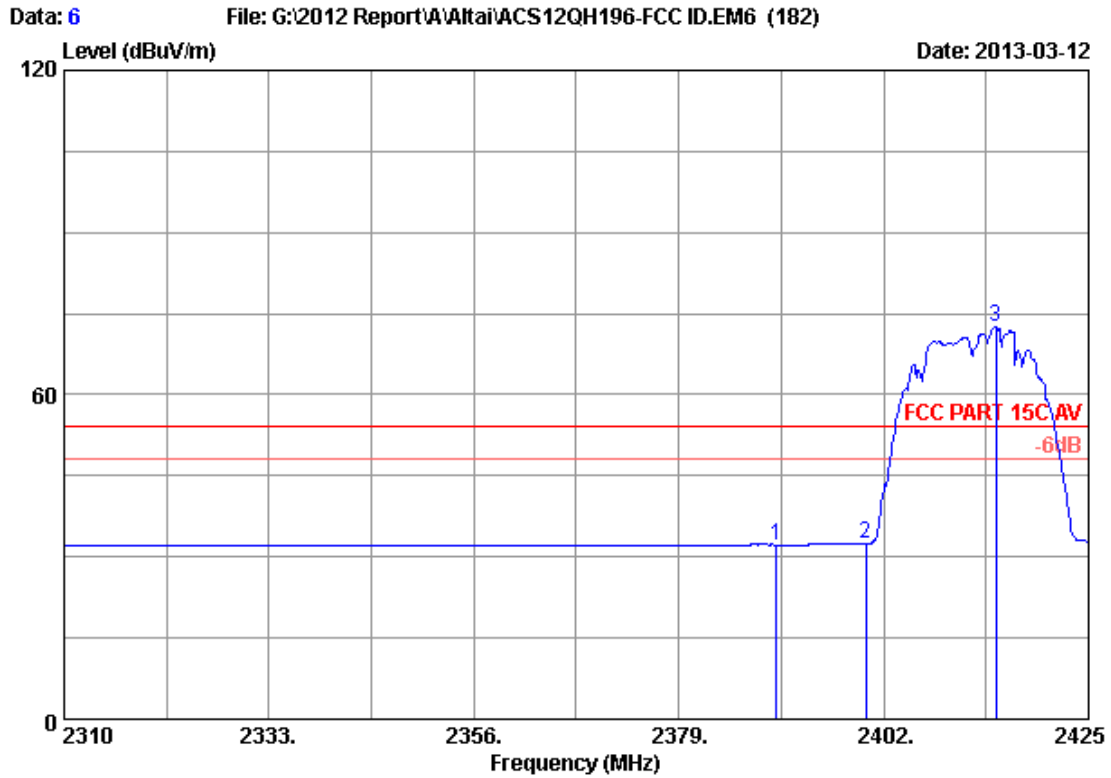


Site no. : 3m Chamber Data no. : 5
 Dis. / Ant. : 3m 2013 3115 (4580) Ant. pol. : HORIZONTAL
 Limit : FCC PART 15C PEAK
 Env. / Ins. : 23°C/54% Engineer : Leo-Li
 EUT : ASn Super WiFi Base Station
 Power supply : DC 56V From Adapter Input AC 120V/60Hz
 Test mode : IEEE802.11b CH1 2412MHz Tx
 WA8011N-X

	Freq. (MHz)	Ant. Factor (dB/m)	Cable loss (dB)	Amp. Factor (dB)	Reading (dBuV)	Emission Level (dBuV/m)	Limits (dBuV/m)	Margin (dB)	Remark
1	2375.320	28.13	5.76	35.70	47.84	46.03	74.00	27.97	Peak
2	2390.000	28.16	5.78	35.70	45.66	43.90	74.00	30.10	Peak
3	2400.000	28.18	5.80	35.70	46.22	44.50	74.00	29.50	Peak
4	2416.030	28.22	5.82	35.70	78.12	76.46	74.00	-2.46	Peak

Remarks:

1. Emission Level= Antenna Factor + Cable Loss -Amp Factor + Reading.
2. The emission levels that are 20dB below the official limit are not reported.

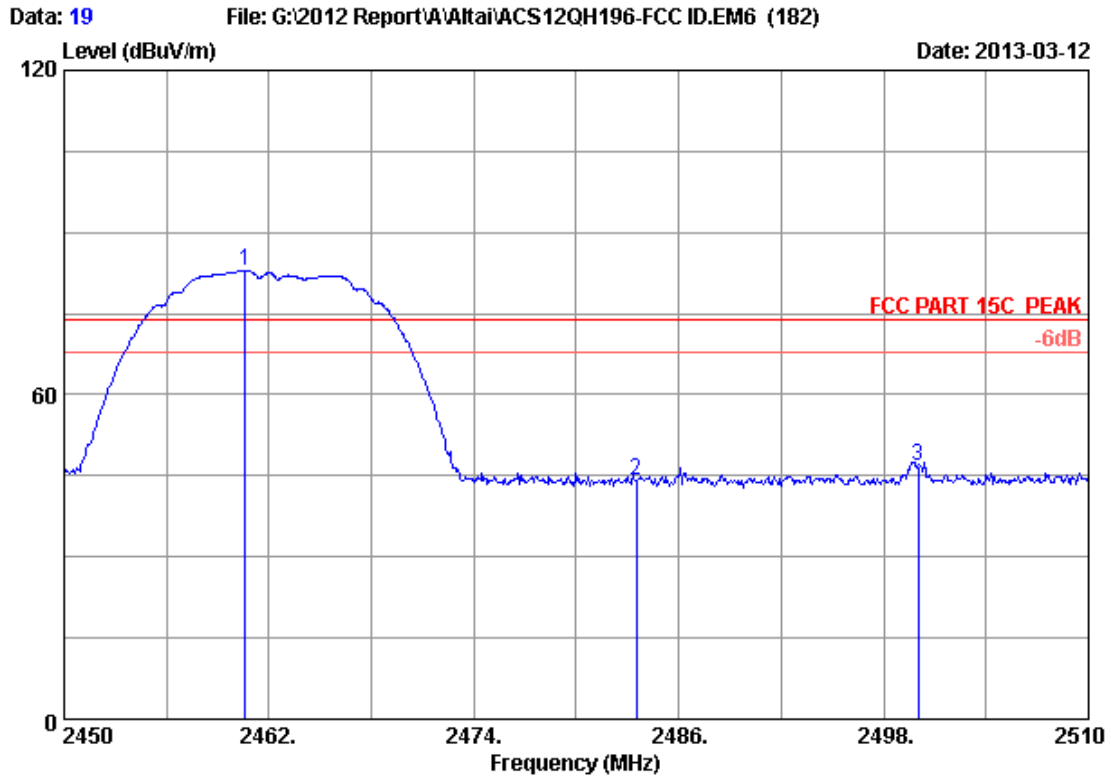


Site no. : 3m Chamber Data no. : 6
 Dis. / Ant. : 3m 2013 3115 (4580) Ant. pol. : HORIZONTAL
 Limit : FCC PART 15C AV
 Env. / Ins. : 23°C/54% Engineer : Leo-Li
 EUT : ASn Super WiFi Base Station
 Power supply : DC 56V From Adapter Input AC 120V/60Hz
 Test mode : IEEE802.11b CH1 2412MHz Tx
 WA8011N-X

	Freq. (MHz)	Ant. Factor (dB/m)	Cable loss (dB)	Amp. Factor (dB)	Reading (dBuV)	Emission Level (dBuV/m)	Limits (dBuV/m)	Margin (dB)	Remark
1	2390.000	28.16	5.78	35.70	33.98	32.22	54.00	21.78	Average
2	2400.000	28.18	5.80	35.70	34.21	32.49	54.00	21.51	Average
3	2414.650	28.21	5.82	35.70	74.30	72.63	54.00	-18.63	Average

Remarks:

1. Emission Level= Antenna Factor + Cable Loss -Amp Factor + Reading.
2. The emission levels that are 20dB below the official limit are not reported.

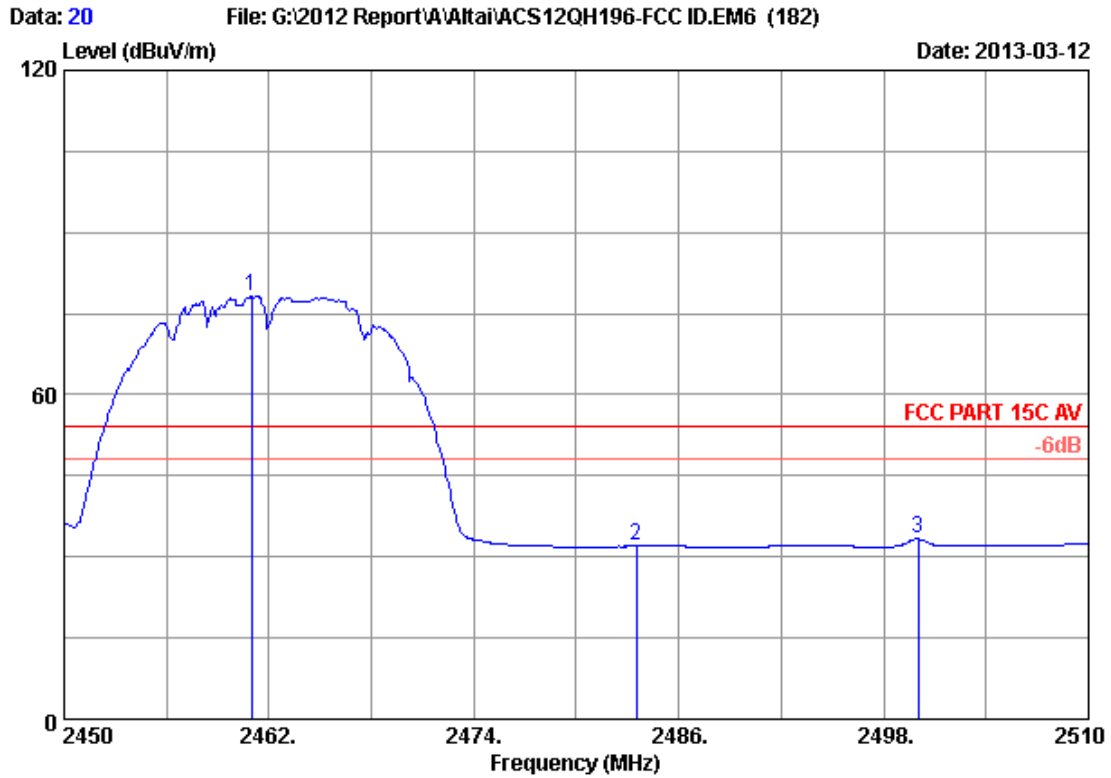


Site no. : 3m Chamber Data no. : 19
 Dis. / Ant. : 3m 2013 3115 (4580) Ant. pol. : VERTICAL
 Limit : FCC PART 15C PEAK
 Env. / Ins. : 23°C/54% Engineer : Leo-Li
 EUT : ASn Super WiFi Base Station
 Power supply : DC 56V From Adapter Input AC 120V/60Hz
 Test mode : IEEE802.11b CH11 2462MHz Tx
 WA8011N-X

	Freq. (MHz)	Ant. Factor (dB/m)	Cable loss (dB)	Amp. Factor (dB)	Reading (dBuV)	Emission Level (dBuV/m)	Limits (dBuV/m)	Margin (dB)	Remark
1	2460.620	28.31	5.89	35.70	84.41	82.91	74.00	-8.91	Peak
2	2483.500	28.36	5.92	35.70	45.48	44.06	74.00	29.94	Peak
3	2500.000	28.40	5.94	35.70	48.25	46.89	74.00	27.11	Peak

Remarks:

1. Emission Level= Antenna Factor + Cable Loss -Amp Factor + Reading.
2. The emission levels that are 20dB below the official limit are not reported.

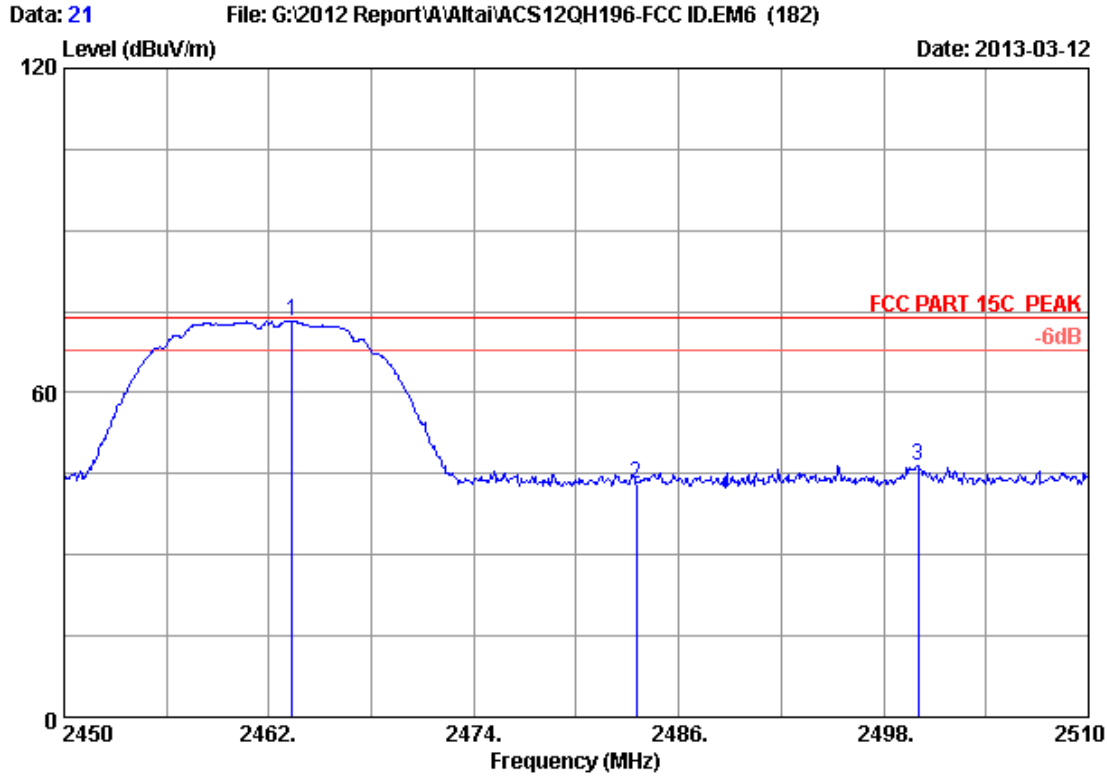


Site no. : 3m Chamber Data no. : 20
 Dis. / Ant. : 3m 2013 3115 (4580) Ant. pol. : VERTICAL
 Limit : FCC PART 15C AV
 Env. / Ins. : 23°C/54% Engineer : Leo-Li
 EUT : ASn Super WiFi Base Station
 Power supply : DC 56V From Adapter Input AC 120V/60Hz
 Test mode : IEEE802.11b CH11 2462MHz Tx
 WA8011N-X

	Freq. (MHz)	Ant. Factor (dB/m)	Cable loss (dB)	Amp. Factor (dB)	Reading (dBuV)	Emission Level (dBuV/m)	Limits (dBuV/m)	Margin (dB)	Remark
1	2460.980	28.31	5.89	35.70	79.73	78.23	54.00	-24.23	Average
2	2483.500	28.36	5.92	35.70	33.45	32.03	54.00	21.97	Average
3	2500.000	28.40	5.94	35.70	34.70	33.34	54.00	20.66	Average

Remarks:

1. Emission Level= Antenna Factor + Cable Loss -Amp Factor + Reading.
2. The emission levels that are 20dB below the official limit are not reported.



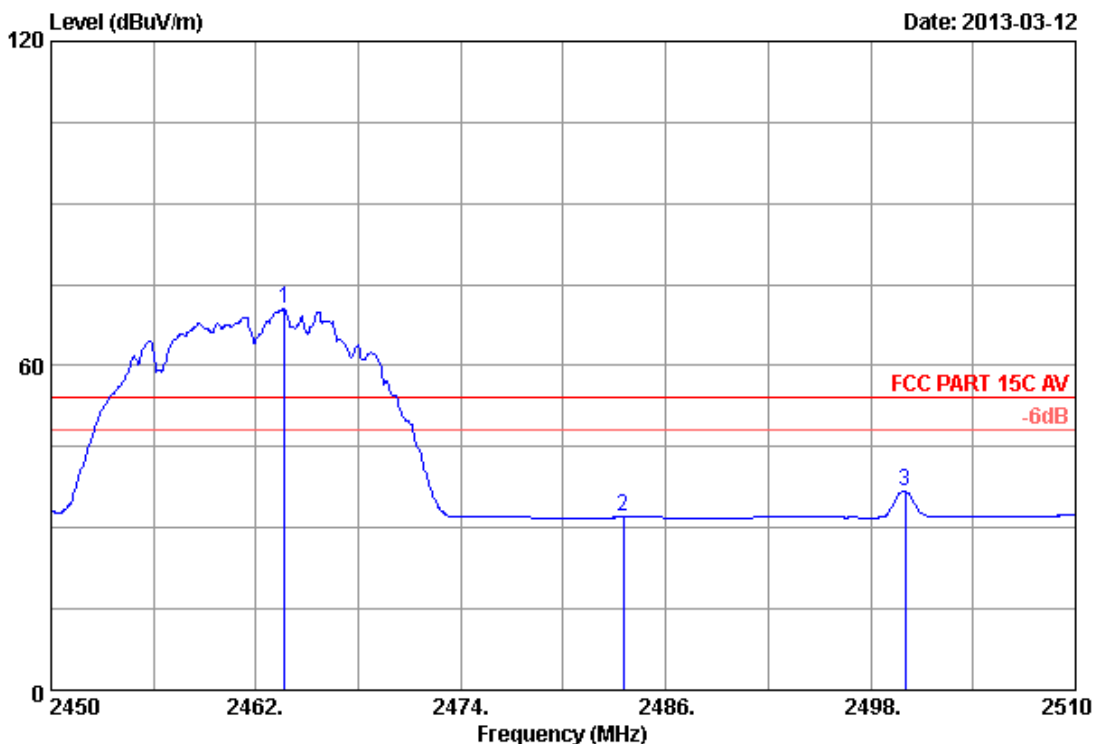
Site no. : 3m Chamber Data no. : 21
 Dis. / Ant. : 3m 2013 3115 (4580) Ant. pol. : HORIZONTAL
 Limit : FCC PART 15C PEAK
 Env. / Ins. : 23°C/54% Engineer : Leo-Li
 EUT : ASn Super WiFi Base Station
 Power supply : DC 56V From Adapter Input AC 120V/60Hz
 Test mode : IEEE802.11b CH11 2462MHz Tx
 WA8011N-X

	Freq. (MHz)	Ant. Factor (dB/m)	Cable loss (dB)	Amp. Factor (dB)	Reading (dBUV)	Emission Level (dBUV/m)	Limits (dBUV/m)	Margin (dB)	Remark
1	2463.380	28.32	5.89	35.70	74.81	73.32	74.00	0.68	Peak
2	2483.500	28.36	5.92	35.70	44.54	43.12	74.00	30.88	Peak
3	2500.000	28.40	5.94	35.70	47.83	46.47	74.00	27.53	Peak

Remarks:

1. Emission Level= Antenna Factor + Cable Loss -Amp Factor + Reading.
2. The emission levels that are 20dB below the official limit are not reported.

Data: 22 File: G:\2012 Report\A\Altai\ACS12QH196-FCC ID.EM6 (182) Date: 2013-03-12

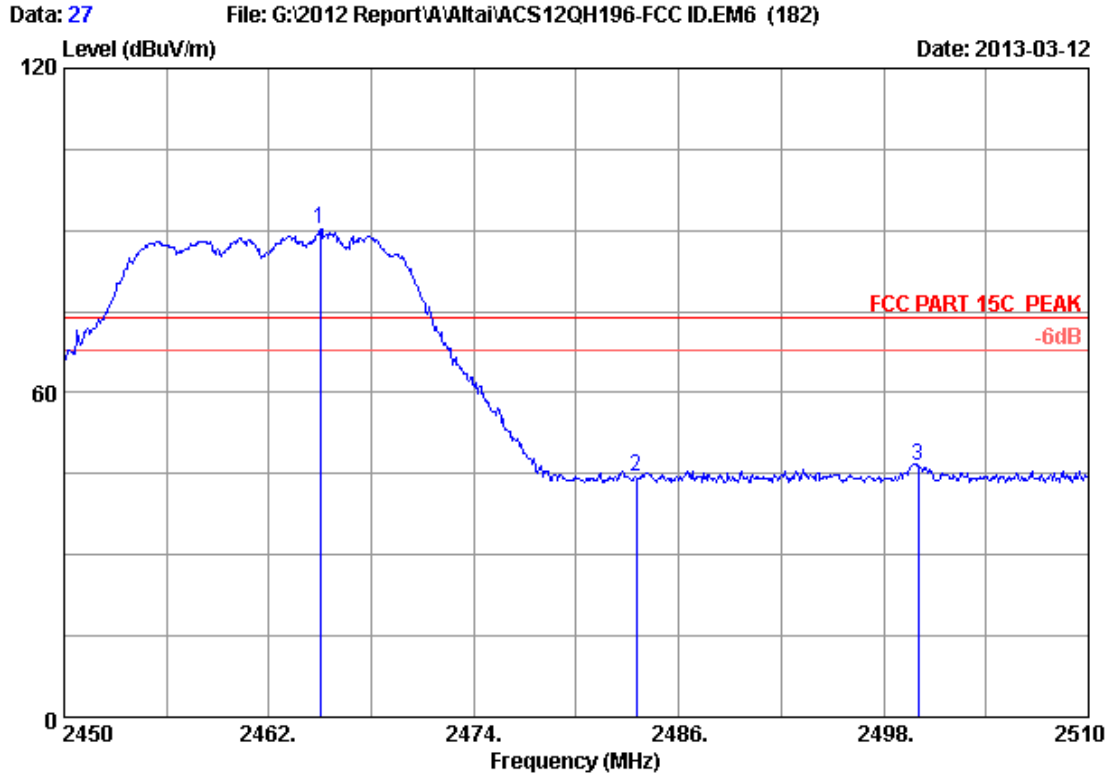


Site no. : 3m Chamber Data no. : 22
 Dis. / Ant. : 3m 2013 3115 (4580) Ant. pol. : HORIZONTAL
 Limit : FCC PART 15C AV
 Env. / Ins. : 23°C/54% Engineer : Leo-Li
 EUT : ASn Super WiFi Base Station
 Power supply : DC 56V From Adapter Input AC 120V/60Hz
 Test mode : IEEE802.11b CH11 2462MHz Tx
 WA8011N-X

	Freq. (MHz)	Ant. Factor (dB/m)	Cable loss (dB)	Amp. Factor (dB)	Reading (dBuV)	Emission Level (dBuV/m)	Limits (dBuV/m)	Margin (dB)	Remark
1	2463.680	28.32	5.89	35.70	72.01	70.52	54.00	-16.52	Average
2	2483.500	28.36	5.92	35.70	33.42	32.00	54.00	22.00	Average
3	2500.000	28.40	5.94	35.70	38.08	36.72	54.00	17.28	Average

Remarks:

1. Emission Level= Antenna Factor + Cable Loss -Amp Factor + Reading.
2. The emission levels that are 20dB below the official limit are not reported.

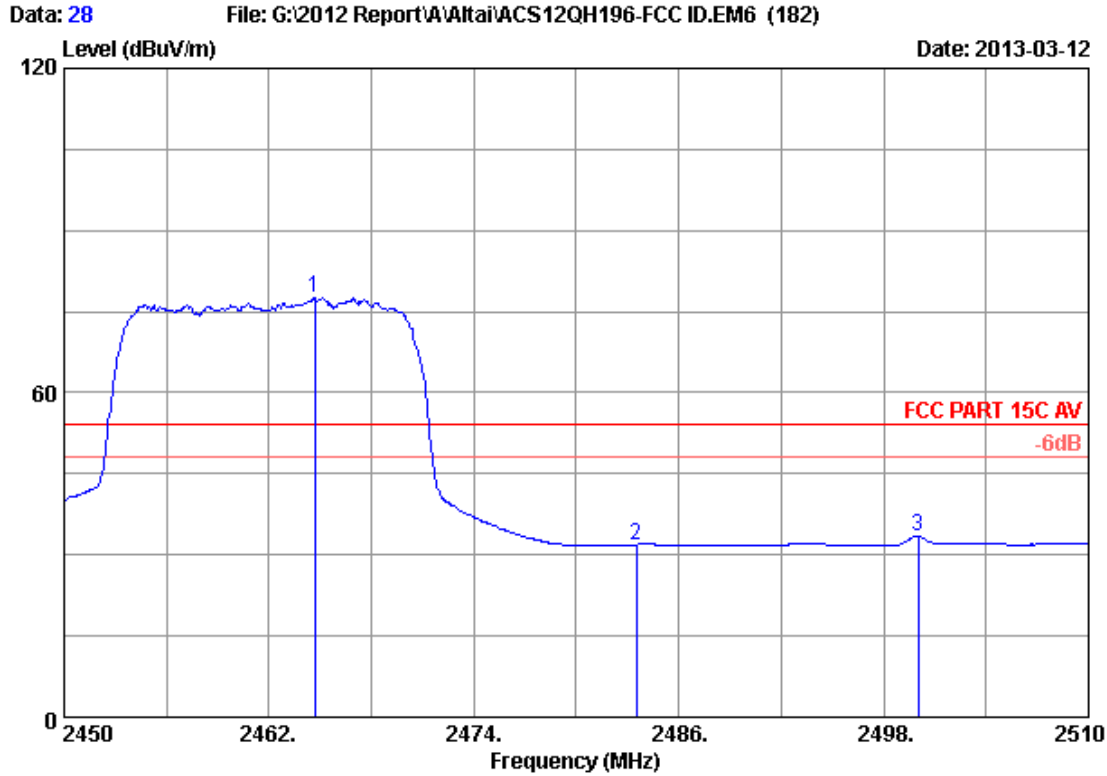


Site no. : 3m Chamber Data no. : 27
 Dis. / Ant. : 3m 2013 3115 (4580) Ant. pol. : VERTICAL
 Limit : FCC PART 15C PEAK
 Env. / Ins. : 23°C/54% Engineer : Leo-Li
 EUT : ASn Super WiFi Base Station
 Power supply : DC 56V From Adapter Input AC 120V/60Hz
 Test mode : IEEE802.11g CH11 2462MHz Tx
 WA8011N-X

	Freq. (MHz)	Ant. Factor (dB/m)	Cable loss (dB)	Amp. Factor (dB)	Reading (dBuV)	Emission Level (dBuV/m)	Limits (dBuV/m)	Margin (dB)	Remark
1	2465.000	28.32	5.89	35.70	91.70	90.21	74.00	-16.21	Peak
2	2483.500	28.36	5.92	35.70	45.83	44.41	74.00	29.59	Peak
3	2500.000	28.40	5.94	35.70	47.92	46.56	74.00	27.44	Peak

Remarks:

1. Emission Level= Antenna Factor + Cable Loss -Amp Factor + Reading.
2. The emission levels that are 20dB below the official limit are not reported.

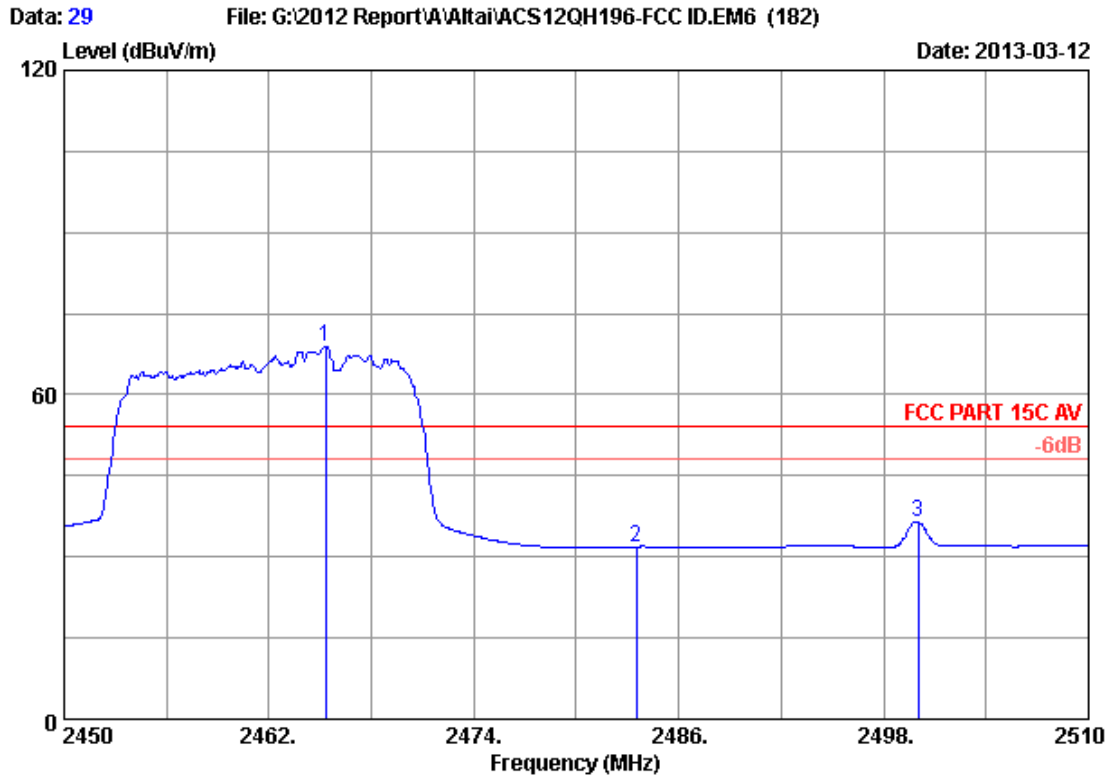


Site no. : 3m Chamber Data no. : 28
 Dis. / Ant. : 3m 2013 3115 (4580) Ant. pol. : VERTICAL
 Limit : FCC PART 15C AV
 Env. / Ins. : 23°C/54% Engineer : Leo-Li
 EUT : ASn Super WiFi Base Station
 Power supply : DC 56V From Adapter Input AC 120V/60Hz
 Test mode : IEEE802.11g CH11 2462MHz Tx
 WA8011N-X

	Freq. (MHz)	Ant. Factor (dB/m)	Cable loss (dB)	Amp. Factor (dB)	Reading (dBuV)	Emission Level (dBuV/m)	Limits (dBuV/m)	Margin (dB)	Remark
1	2464.700	28.32	5.89	35.70	79.16	77.67	54.00	-23.67	Average
2	2483.500	28.36	5.92	35.70	33.29	31.87	54.00	22.13	Average
3	2500.000	28.40	5.94	35.70	34.74	33.38	54.00	20.62	Average

Remarks:

1. Emission Level= Antenna Factor + Cable Loss -Amp Factor + Reading.
2. The emission levels that are 20dB below the official limit are not reported.

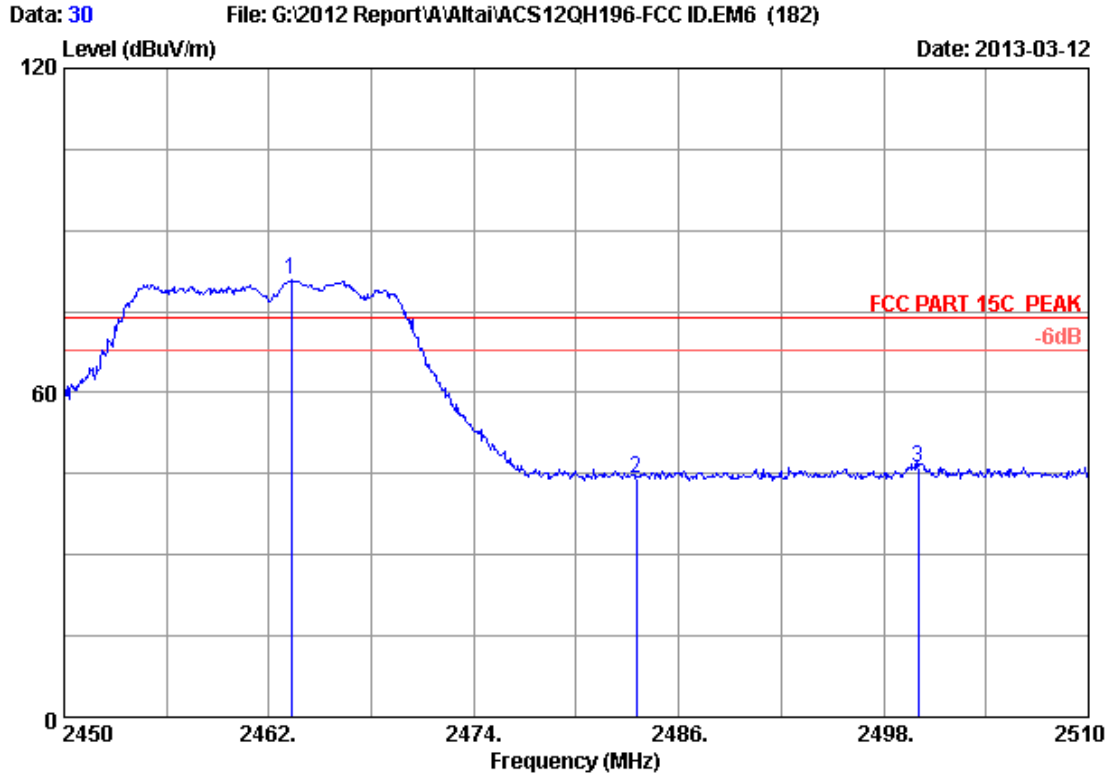


Site no. : 3m Chamber Data no. : 29
 Dis. / Ant. : 3m 2013 3115 (4580) Ant. pol. : HORIZONTAL
 Limit : FCC PART 15C AV
 Env. / Ins. : 23°C/54% Engineer : Leo-Li
 EUT : ASn Super WiFi Base Station
 Power supply : DC 56V From Adapter Input AC 120V/60Hz
 Test mode : IEEE802.11g CH11 2462MHz Tx
 WA8011N-X

	Freq. (MHz)	Ant. Factor (dB/m)	Cable loss (dB)	Amp. Factor (dB)	Reading (dBuV)	Emission Level (dBuV/m)	Limits (dBuV/m)	Margin (dB)	Remark
1	2465.300	28.32	5.89	35.70	70.34	68.85	54.00	-14.85	Average
2	2483.500	28.36	5.92	35.70	33.32	31.90	54.00	22.10	Average
3	2500.000	28.40	5.94	35.70	37.85	36.49	54.00	17.51	Average

Remarks:

1. Emission Level= Antenna Factor + Cable Loss -Amp Factor + Reading.
2. The emission levels that are 20dB below the official limit are not reported.

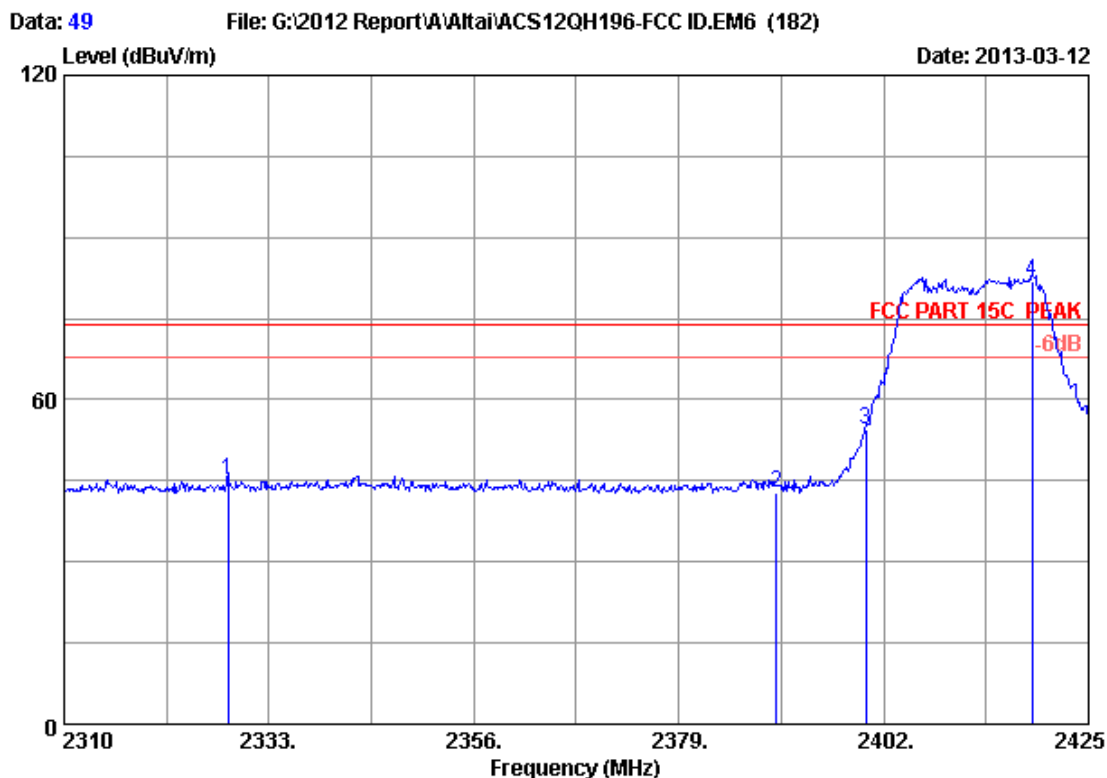


Site no. : 3m Chamber Data no. : 30
 Dis. / Ant. : 3m 2013 3115 (4580) Ant. pol. : HORIZONTAL
 Limit : FCC PART 15C PEAK
 Env. / Ins. : 23°C/54% Engineer : Leo-Li
 EUT : ASn Super WiFi Base Station
 Power supply : DC 56V From Adapter Input AC 120V/60Hz
 Test mode : IEEE802.11g CH11 2462MHz Tx
 WA8011N-X

	Freq. (MHz)	Ant. Factor (dB/m)	Cable loss (dB)	Amp. Factor (dB)	Reading (dBuV)	Emission Level (dBuV/m)	Limits (dBuV/m)	Margin (dB)	Remark
1	2463.320	28.32	5.89	35.70	82.30	80.81	74.00	-6.81	Peak
2	2483.500	28.36	5.92	35.70	45.68	44.26	74.00	29.74	Peak
3	2500.000	28.40	5.94	35.70	47.53	46.17	74.00	27.83	Peak

Remarks:

1. Emission Level= Antenna Factor + Cable Loss -Amp Factor + Reading.
2. The emission levels that are 20dB below the official limit are not reported.

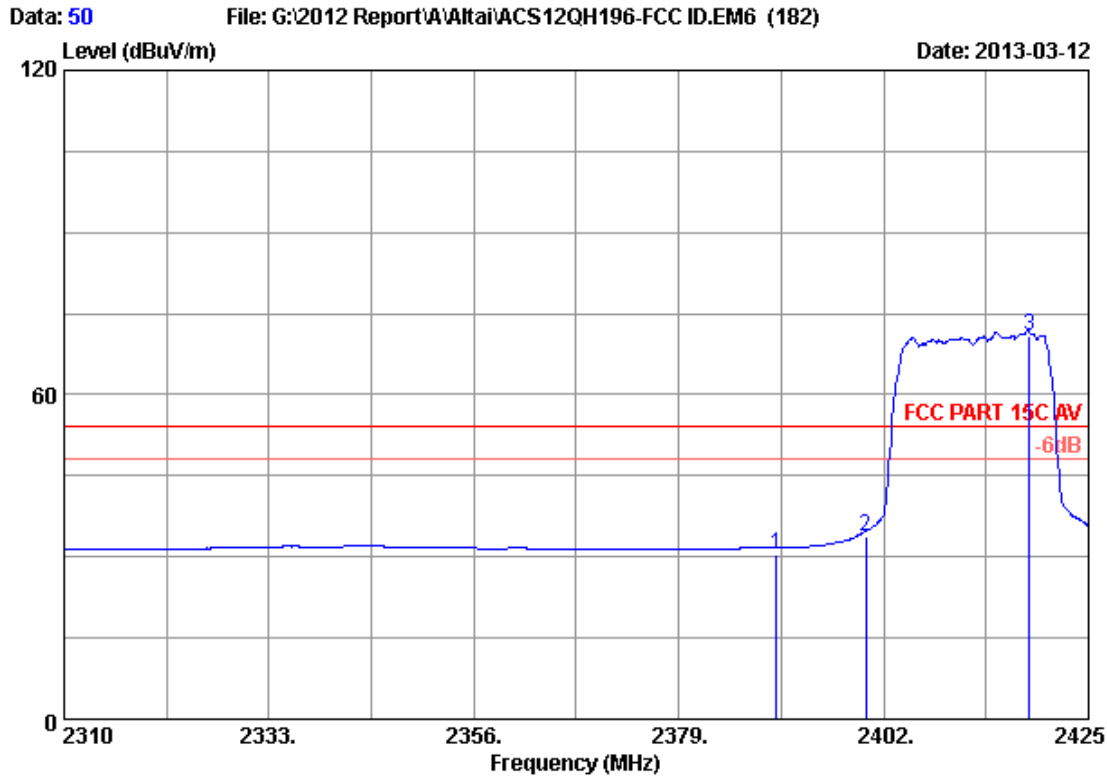


Site no. : 3m Chamber Data no. : 49
 Dis. / Ant. : 3m 2013 3115 (4580) Ant. pol. : HORIZONTAL
 Limit : FCC PART 15C PEAK
 Env. / Ins. : 23°C/54% Engineer : Leo-Li
 EUT : ASn Super WiFi Base Station
 Power supply : DC 56V From Adapter Input AC 120V/60Hz
 Test mode : IEEE802.11g CH1 2412MHz Tx
 WA8011N-X

	Freq. (MHz)	Ant. Factor (dB/m)	Cable loss (dB)	Amp. Factor (dB)	Reading (dBuV)	Emission Level (dBuV/m)	Limits (dBuV/m)	Margin (dB)	Remark
1	2328.400	28.02	5.69	35.70	47.28	45.29	74.00	28.71	Peak
2	2390.000	28.16	5.78	35.70	44.67	42.91	74.00	31.09	Peak
3	2400.000	28.18	5.80	35.70	56.32	54.60	74.00	19.40	Peak
4	2418.675	28.22	5.82	35.70	83.51	81.85	74.00	-7.85	Peak

Remarks:

1. Emission Level= Antenna Factor + Cable Loss -Amp Factor + Reading.
2. The emission levels that are 20dB below the official limit are not reported.

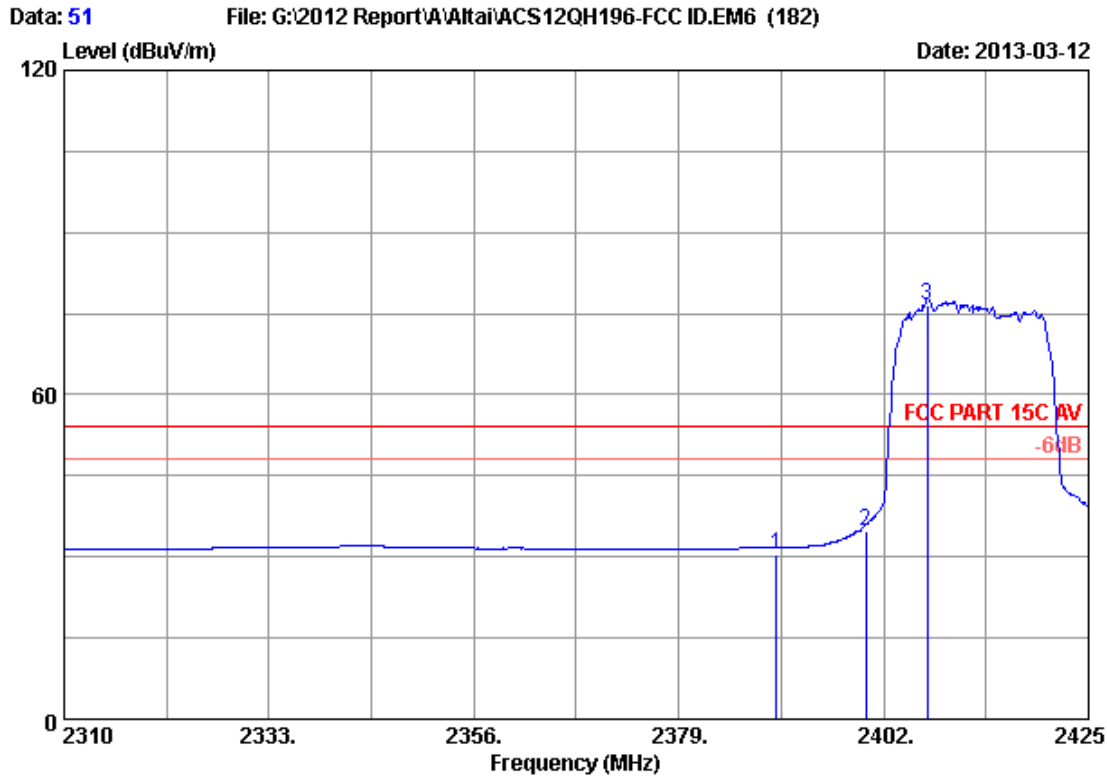


Site no. : 3m Chamber Data no. : 50
 Dis. / Ant. : 3m 2013 3115 (4580) Ant. pol. : HORIZONTAL
 Limit : FCC PART 15C AV
 Env. / Ins. : 23°C/54% Engineer : Leo-Li
 EUT : ASn Super WiFi Base Station
 Power supply : DC 56V From Adapter Input AC 120V/60Hz
 Test mode : IEEE802.11g CH1 2412MHz Tx
 WA8011N-X

	Freq. (MHz)	Ant. Factor (dB/m)	Cable loss (dB)	Amp. Factor (dB)	Reading (dBuV)	Emission Level (dBuV/m)	Limits (dBuV/m)	Margin (dB)	Remark
1	2390.000	28.16	5.78	35.70	32.25	30.49	54.00	23.51	Average
2	2400.000	28.18	5.80	35.70	35.40	33.68	54.00	20.32	Average
3	2418.330	28.22	5.82	35.70	72.42	70.76	54.00	-16.76	Average

Remarks:

1. Emission Level= Antenna Factor + Cable Loss -Amp Factor + Reading.
2. The emission levels that are 20dB below the official limit are not reported.

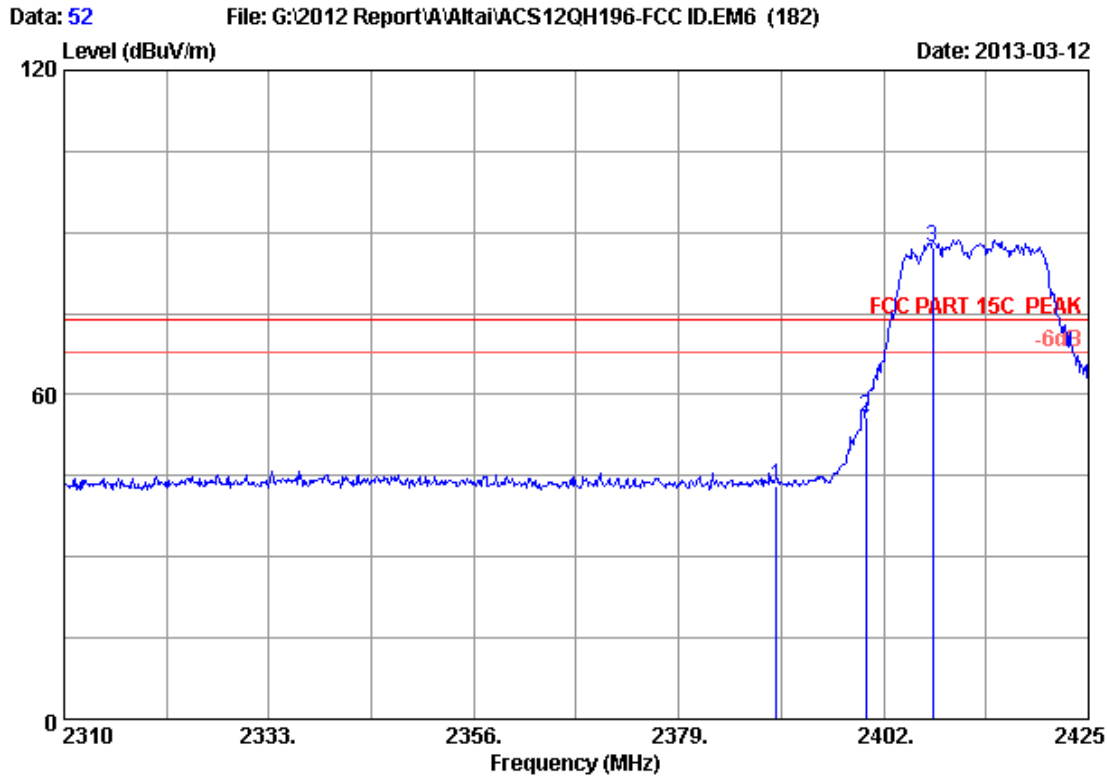


Site no. : 3m Chamber Data no. : 51
 Dis. / Ant. : 3m 2013 3115 (4580) Ant. pol. : VERTICAL
 Limit : FCC PART 15C AV
 Env. / Ins. : 23°C/54% Engineer : Leo-Li
 EUT : ASn Super WiFi Base Station
 Power supply : DC 56V From Adapter Input AC 120V/60Hz
 Test mode : IEEE802.11g CH1 2412MHz Tx
 WA8011N-X

	Freq. (MHz)	Ant. Factor (dB/m)	Cable loss (dB)	Amp. Factor (dB)	Reading (dBuV)	Emission Level (dBuV/m)	Limits (dBuV/m)	Margin (dB)	Remark
1	2390.000	28.16	5.78	35.70	32.24	30.48	54.00	23.52	Average
2	2400.000	28.18	5.80	35.70	36.51	34.79	54.00	19.21	Average
3	2406.945	28.20	5.81	35.70	78.14	76.45	54.00	-22.45	Average

Remarks:

1. Emission Level= Antenna Factor + Cable Loss -Amp Factor + Reading.
2. The emission levels that are 20dB below the official limit are not reported.

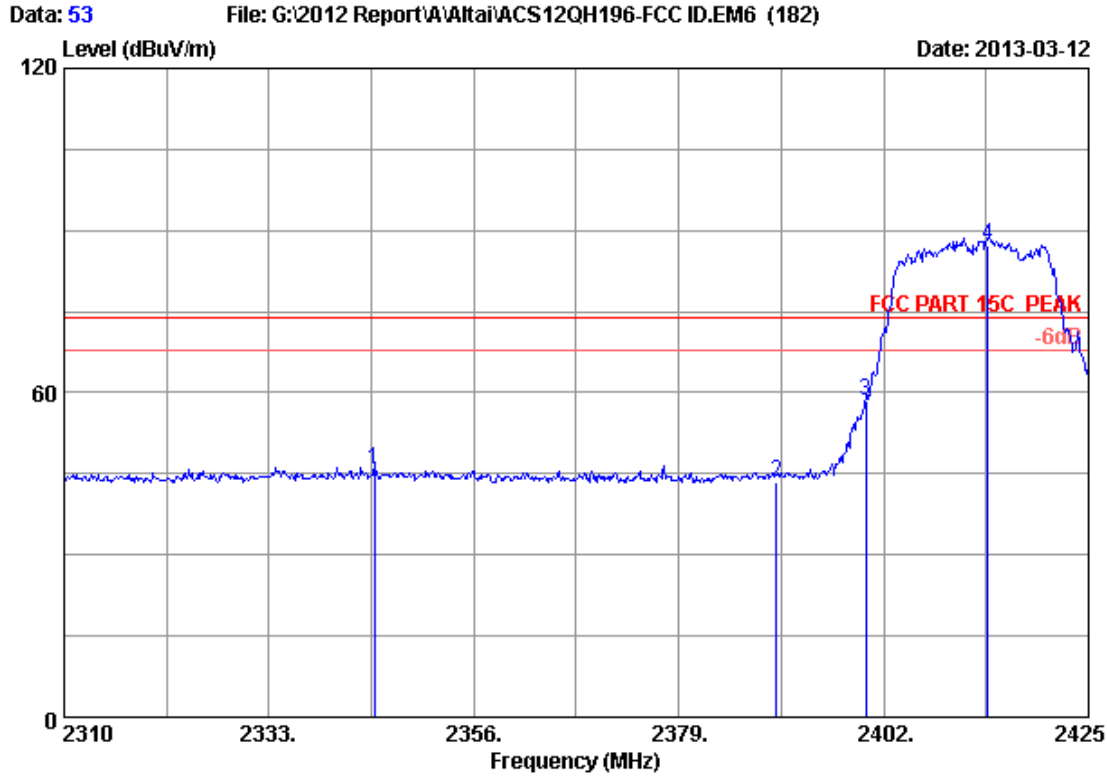


Site no. : 3m Chamber Data no. : 52
 Dis. / Ant. : 3m 2013 3115 (4580) Ant. pol. : VERTICAL
 Limit : FCC PART 15C PEAK
 Env. / Ins. : 23°C/54% Engineer : Leo-Li
 EUT : ASn Super WiFi Base Station
 Power supply : DC 56V From Adapter Input AC 120V/60Hz
 Test mode : IEEE802.11g CH1 2412MHz Tx
 WA8011N-X

	Freq. (MHz)	Ant. Factor (dB/m)	Cable loss (dB)	Amp. Factor (dB)	Reading (dBuV)	Emission Level (dBuV/m)	Limits (dBuV/m)	Margin (dB)	Remark
1	2390.000	28.16	5.78	35.70	44.81	43.05	74.00	30.95	Peak
2	2400.000	28.18	5.80	35.70	57.54	55.82	74.00	18.18	Peak
3	2407.520	28.20	5.81	35.70	88.96	87.27	74.00	-13.27	Peak

Remarks:

1. Emission Level= Antenna Factor + Cable Loss -Amp Factor + Reading.
2. The emission levels that are 20dB below the official limit are not reported.

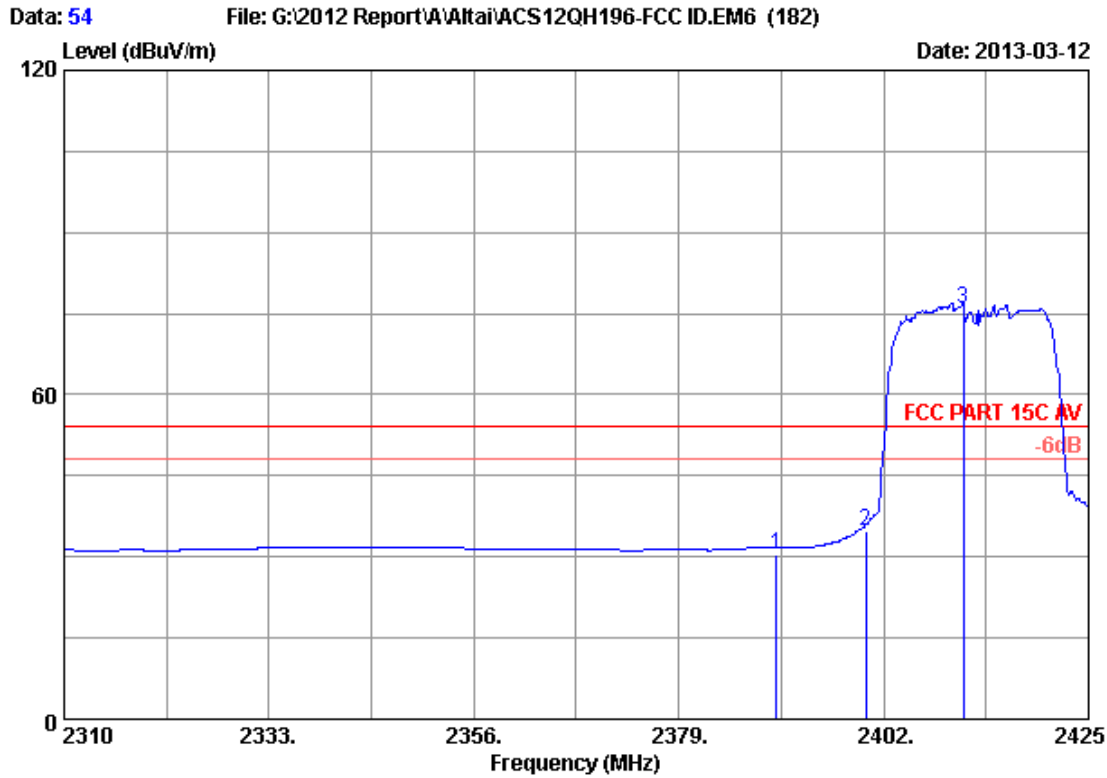


Site no. : 3m Chamber Data no. : 53
 Dis. / Ant. : 3m 2013 3115 (4580) Ant. pol. : VERTICAL
 Limit : FCC PART 15C PEAK
 Env. / Ins. : 23°C/54% Engineer : Leo-Li
 EUT : ASn Super WiFi Base Station
 Power supply : DC 56V From Adapter Input AC 120V/60Hz
 Test mode : IEEE802.11nHT20 CH1 2412MHz Tx
 WA8011N-X

	Freq. (MHz)	Ant. Factor (dB/m)	Cable loss (dB)	Amp. Factor (dB)	Reading (dBuV)	Emission Level (dBuV/m)	Limits (dBuV/m)	Margin (dB)	Remark
1	2344.845	28.06	5.72	35.70	47.65	45.73	74.00	28.27	Peak
2	2390.000	28.16	5.78	35.70	45.29	43.53	74.00	30.47	Peak
3	2400.000	28.18	5.80	35.70	60.20	58.48	74.00	15.52	Peak
4	2413.730	28.21	5.82	35.70	88.97	87.30	74.00	-13.30	Peak

Remarks:

1. Emission Level= Antenna Factor + Cable Loss -Amp Factor + Reading.
2. The emission levels that are 20dB below the official limit are not reported.

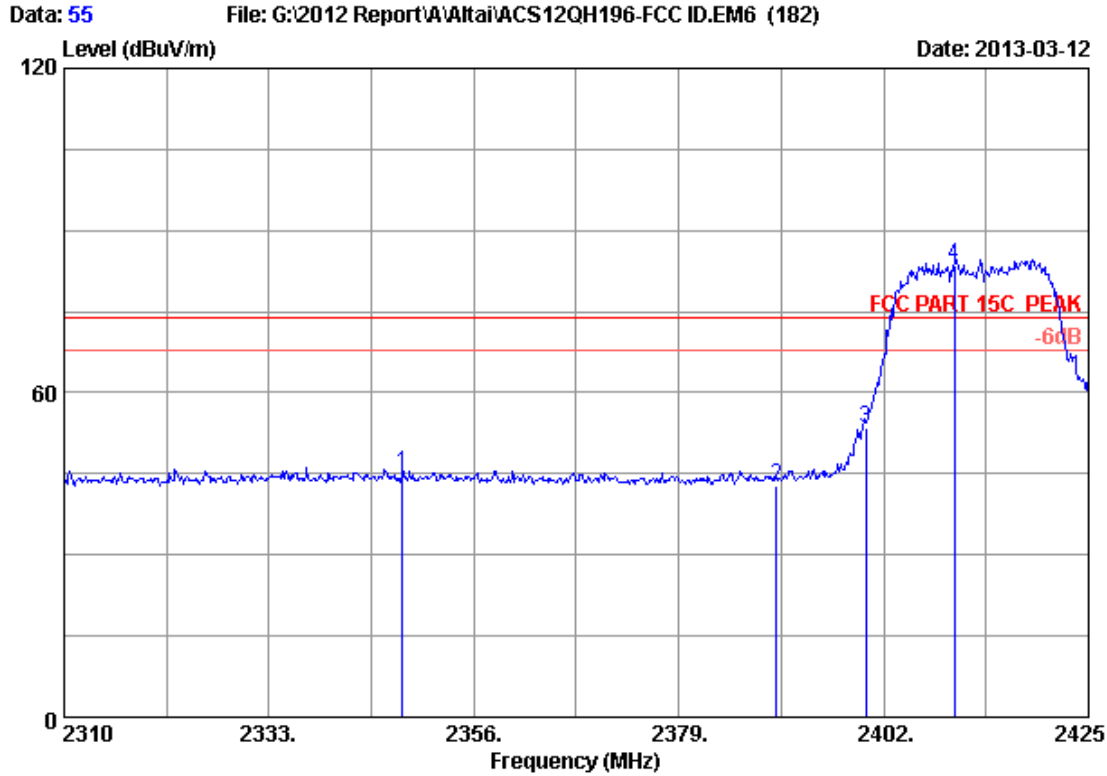


Site no. : 3m Chamber Data no. : 54
 Dis. / Ant. : 3m 2013 3115 (4580) Ant. pol. : VERTICAL
 Limit : FCC PART 15C AV
 Env. / Ins. : 23°C/54% Engineer : Leo-Li
 EUT : ASn Super WiFi Base Station
 Power supply : DC 56V From Adapter Input AC 120V/60Hz
 Test mode : IEEE802.11nHT20 CH1 2412MHz Tx
 WA8011N-X

	Freq. (MHz)	Ant. Factor (dB/m)	Cable loss (dB)	Amp. Factor (dB)	Reading (dBuV)	Emission Level (dBuV/m)	Limits (dBuV/m)	Margin (dB)	Remark
1	2390.000	28.16	5.78	35.70	32.12	30.36	54.00	23.64	Average
2	2400.000	28.18	5.80	35.70	36.61	34.89	54.00	19.11	Average
3	2410.970	28.20	5.81	35.70	77.42	75.73	54.00	-21.73	Average

Remarks:

1. Emission Level= Antenna Factor + Cable Loss -Amp Factor + Reading.
2. The emission levels that are 20dB below the official limit are not reported.

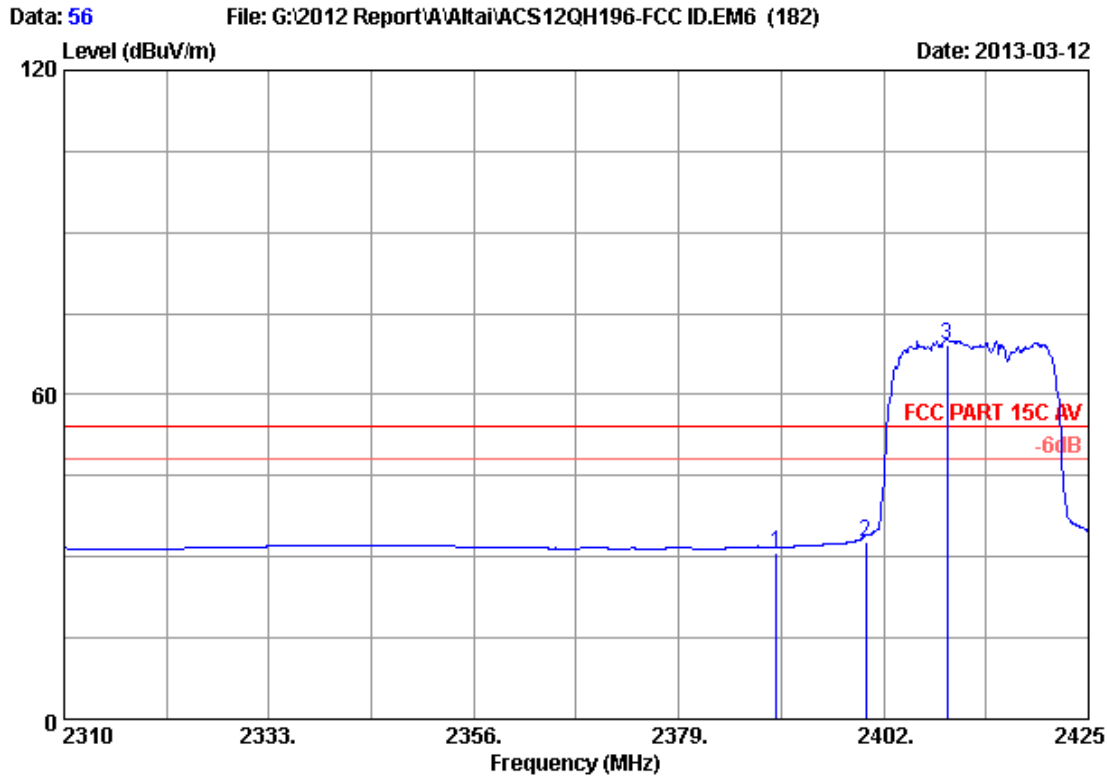


Site no. : 3m Chamber Data no. : 55
 Dis. / Ant. : 3m 2013 3115 (4580) Ant. pol. : HORIZONTAL
 Limit : FCC PART 15C PEAK
 Env. / Ins. : 23°C/54% Engineer : Leo-Li
 EUT : ASn Super WiFi Base Station
 Power supply : DC 56V From Adapter Input AC 120V/60Hz
 Test mode : IEEE802.11nHT20 CH1 2412MHz Tx
 WA8011N-X

	Freq. (MHz)	Ant. Factor (dB/m)	Cable loss (dB)	Amp. Factor (dB)	Reading (dBuV)	Emission Level (dBuV/m)	Limits (dBuV/m)	Margin (dB)	Remark
1	2347.950	28.07	5.72	35.70	46.91	45.00	74.00	29.00	Peak
2	2390.000	28.16	5.78	35.70	44.64	42.88	74.00	31.12	Peak
3	2400.000	28.18	5.80	35.70	55.12	53.40	74.00	20.60	Peak
4	2409.935	28.20	5.81	35.70	85.09	83.40	74.00	-9.40	Peak

Remarks:

1. Emission Level= Antenna Factor + Cable Loss -Amp Factor + Reading.
2. The emission levels that are 20dB below the official limit are not reported.

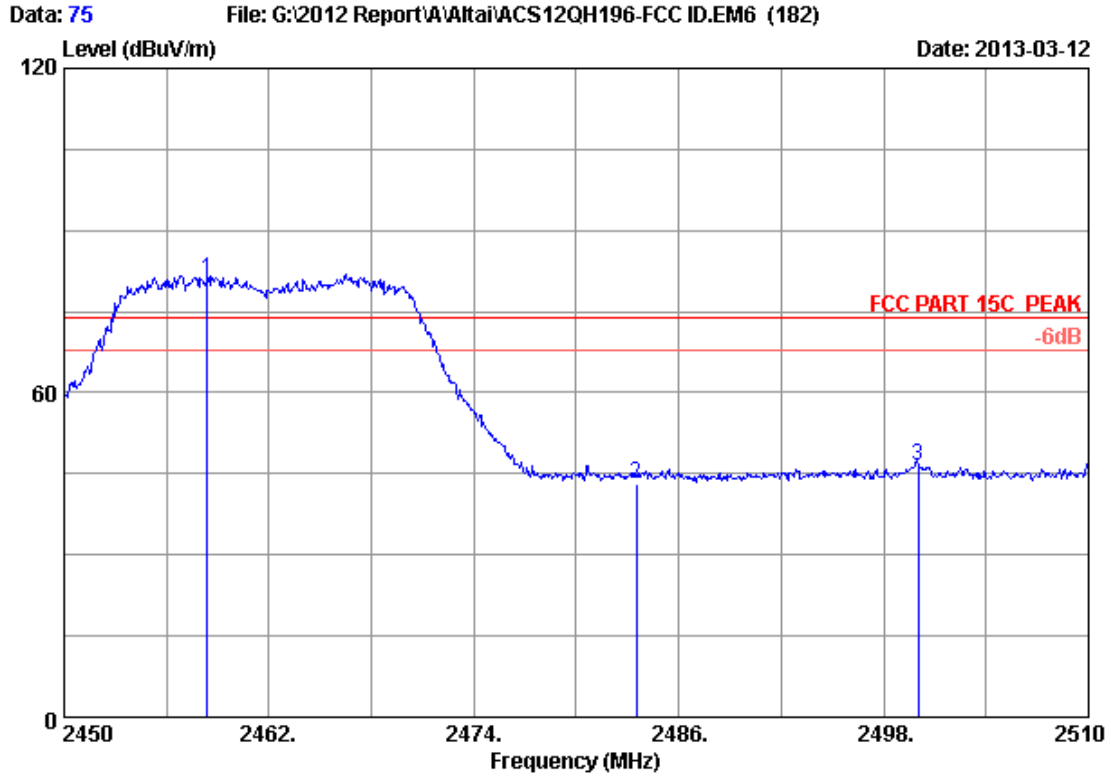


Site no. : 3m Chamber Data no. : 56
 Dis. / Ant. : 3m 2013 3115 (4580) Ant. pol. : HORIZONTAL
 Limit : FCC PART 15C AV
 Env. / Ins. : 23°C/54% Engineer : Leo-Li
 EUT : ASn Super WiFi Base Station
 Power supply : DC 56V From Adapter Input AC 120V/60Hz
 Test mode : IEEE802.11nHT20 CH1 2412MHz Tx
 WA8011N-X

	Freq. (MHz)	Ant. Factor (dB/m)	Cable loss (dB)	Amp. Factor (dB)	Reading (dBuV)	Emission Level (dBuV/m)	Limits (dBuV/m)	Margin (dB)	Remark
1	2390.000	28.16	5.78	35.70	32.36	30.60	54.00	23.40	Average
2	2400.000	28.18	5.80	35.70	34.50	32.78	54.00	21.22	Average
3	2409.130	28.20	5.81	35.70	70.91	69.22	54.00	-15.22	Average

Remarks:

1. Emission Level= Antenna Factor + Cable Loss -Amp Factor + Reading.
2. The emission levels that are 20dB below the official limit are not reported.

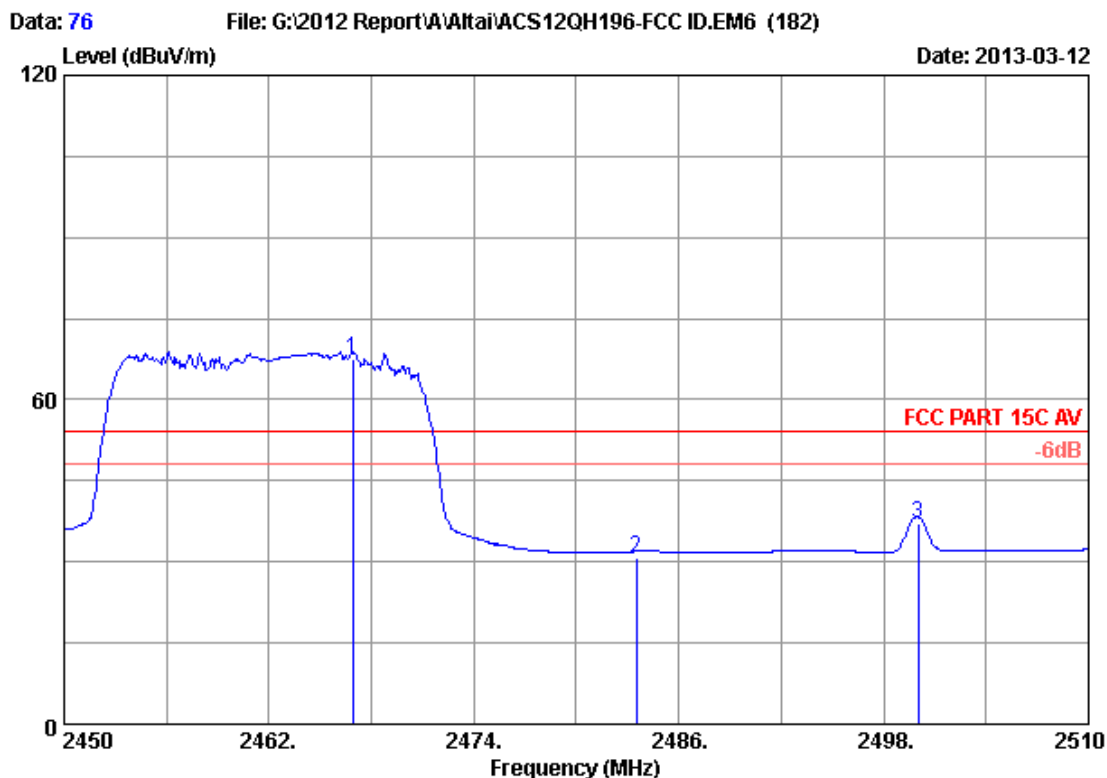


Site no. : 3m Chamber Data no. : 75
 Dis. / Ant. : 3m 2013 3115 (4580) Ant. pol. : HORIZONTAL
 Limit : FCC PART 15C PEAK
 Env. / Ins. : 23°C/54% Engineer : Leo-Li
 EUT : ASn Super WiFi Base Station
 Power supply : DC 56V From Adapter Input AC 120V/60Hz
 Test mode : IEEE802.11nHT20 CH11 2462MHz Tx
 WA8011N-X

	Freq. (MHz)	Ant. Factor (dB/m)	Cable loss (dB)	Amp. Factor (dB)	Reading (dBuV)	Emission Level (dBuV/m)	Limits (dBuV/m)	Margin (dB)	Remark
1	2458.400	28.31	5.88	35.70	82.34	80.83	74.00	-6.83	Peak
2	2483.500	28.36	5.92	35.70	44.61	43.19	74.00	30.81	Peak
3	2500.000	28.40	5.94	35.70	47.68	46.32	74.00	27.68	Peak

Remarks:

1. Emission Level= Antenna Factor + Cable Loss -Amp Factor + Reading.
2. The emission levels that are 20dB below the official limit are not reported.

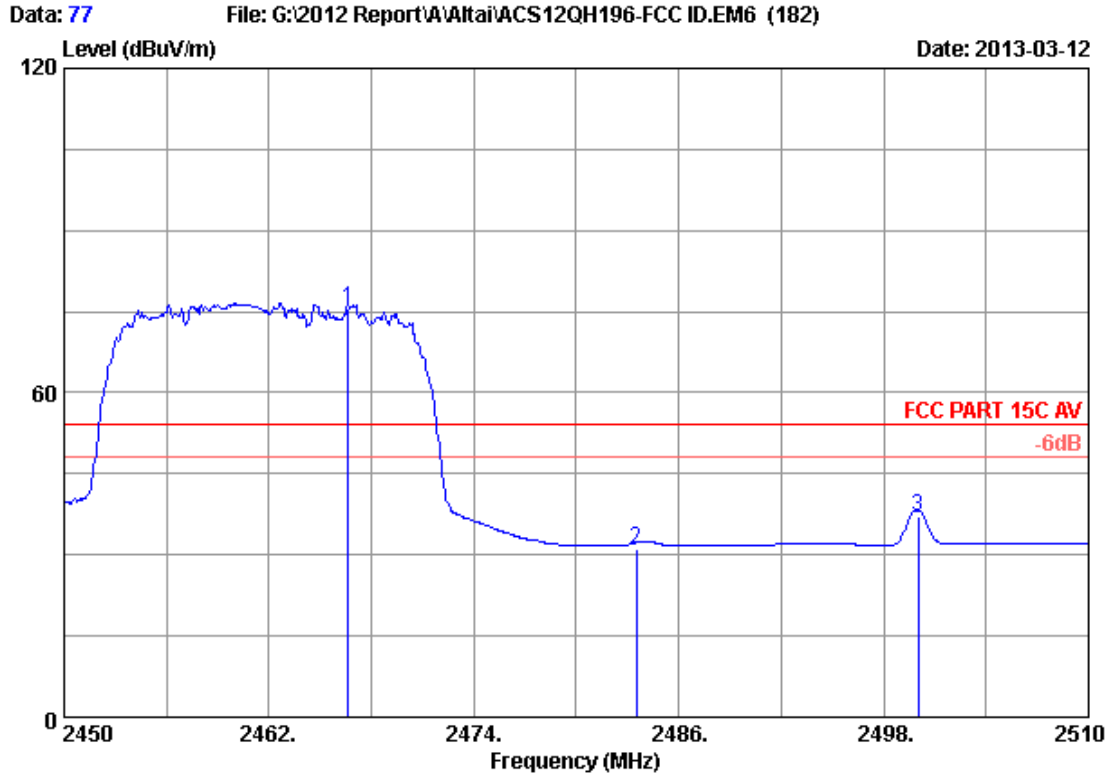


Site no. : 3m Chamber Data no. : 76
 Dis. / Ant. : 3m 2013 3115 (4580) Ant. pol. : HORIZONTAL
 Limit : FCC PART 15C AV
 Env. / Ins. : 23°C/54% Engineer : Leo-Li
 EUT : ASn Super WiFi Base Station
 Power supply : DC 56V From Adapter Input AC 120V/60Hz
 Test mode : IEEE802.11nHT20 CH11 2462MHz Tx
 WA8011N-X

	Freq. (MHz)	Ant. Factor (dB/m)	Cable loss (dB)	Amp. Factor (dB)	Reading (dBuV)	Emission Level (dBuV/m)	Limits (dBuV/m)	Margin (dB)	Remark
1	2466.920	28.33	5.89	35.70	69.11	67.63	54.00	-13.63	Average
2	2483.500	28.36	5.92	35.70	32.19	30.77	54.00	23.23	Average
3	2500.000	28.40	5.94	35.70	38.46	37.10	54.00	16.90	Average

Remarks:

1. Emission Level= Antenna Factor + Cable Loss -Amp Factor + Reading.
2. The emission levels that are 20dB below the official limit are not reported.

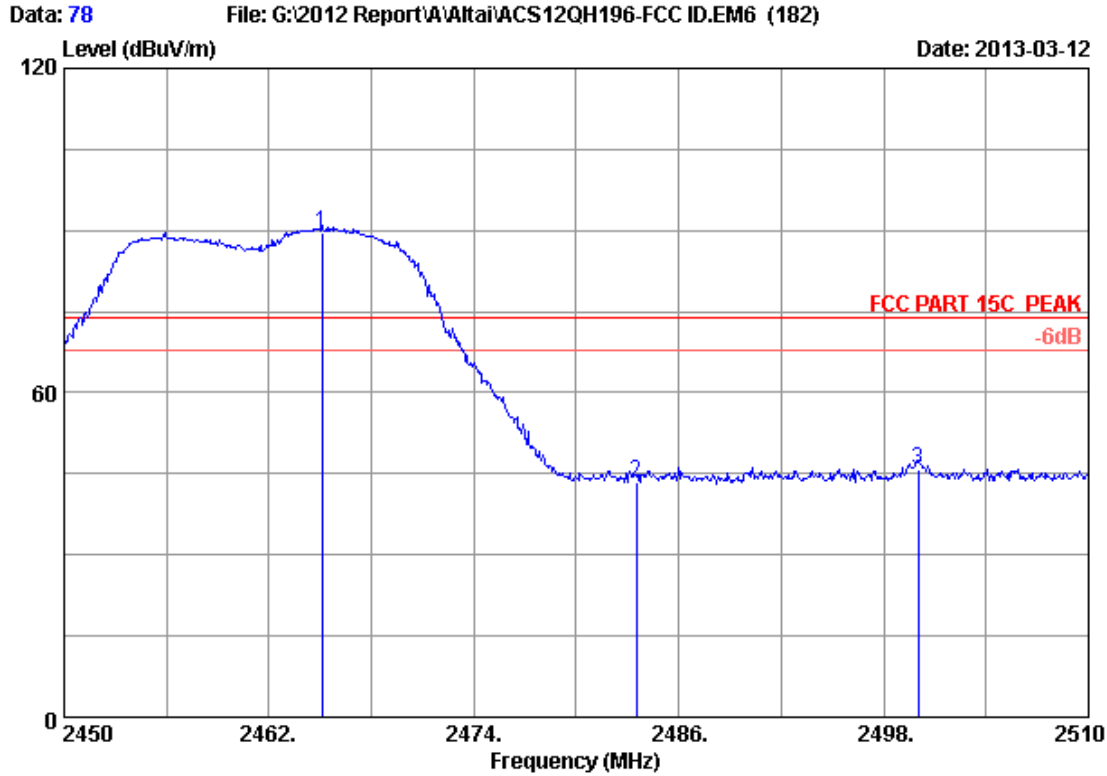


Site no. : 3m Chamber Data no. : 77
 Dis. / Ant. : 3m 2013 3115 (4580) Ant. pol. : VERTICAL
 Limit : FCC PART 15C AV
 Env. / Ins. : 23°C/54% Engineer : Leo-Li
 EUT : ASn Super WiFi Base Station
 Power supply : DC 56V From Adapter Input AC 120V/60Hz
 Test mode : IEEE802.11nHT20 CH11 2462MHz Tx
 WA8011N-X

	Freq. (MHz)	Ant. Factor (dB/m)	Cable loss (dB)	Amp. Factor (dB)	Reading (dBuV)	Emission Level (dBuV/m)	Limits (dBuV/m)	Margin (dB)	Remark
1	2466.620	28.33	5.89	35.70	77.04	75.56	54.00	-21.56	Average
2	2483.500	28.36	5.92	35.70	32.44	31.02	54.00	22.98	Average
3	2500.000	28.40	5.94	35.70	38.44	37.08	54.00	16.92	Average

Remarks:

1. Emission Level= Antenna Factor + Cable Loss -Amp Factor + Reading.
2. The emission levels that are 20dB below the official limit are not reported.

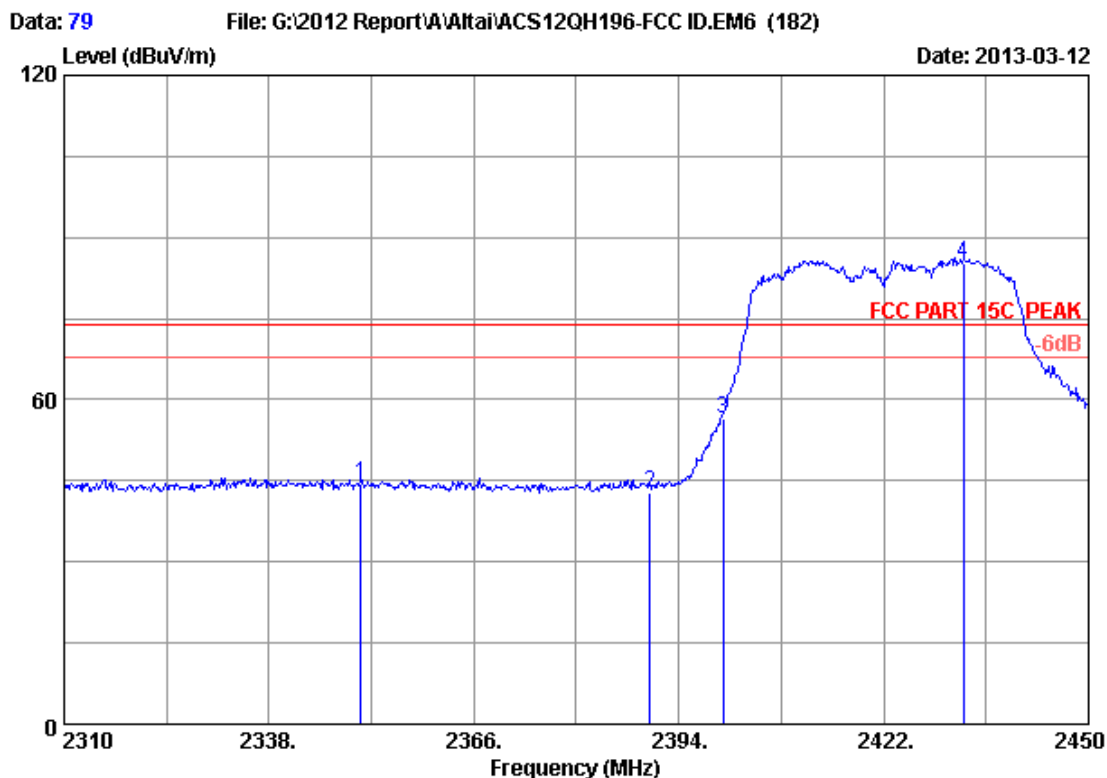


Site no. : 3m Chamber Data no. : 78
 Dis. / Ant. : 3m 2013 3115 (4580) Ant. pol. : VERTICAL
 Limit : FCC PART 15C PEAK
 Env. / Ins. : 23°C/54% Engineer : Leo-Li
 EUT : ASn Super WiFi Base Station
 Power supply : DC 56V From Adapter Input AC 120V/60Hz
 Test mode : IEEE802.11nHT20 CH11 2462MHz Tx
 WA8011N-X

	Freq. (MHz)	Ant. Factor (dB/m)	Cable loss (dB)	Amp. Factor (dB)	Reading (dBuV)	Emission Level (dBuV/m)	Limits (dBuV/m)	Margin (dB)	Remark
1	2465.120	28.32	5.89	35.70	91.07	89.58	74.00	-15.58	Peak
2	2483.500	28.36	5.92	35.70	44.85	43.43	74.00	30.57	Peak
3	2500.000	28.40	5.94	35.70	47.31	45.95	74.00	28.05	Peak

Remarks:

1. Emission Level= Antenna Factor + Cable Loss -Amp Factor + Reading.
2. The emission levels that are 20dB below the official limit are not reported.

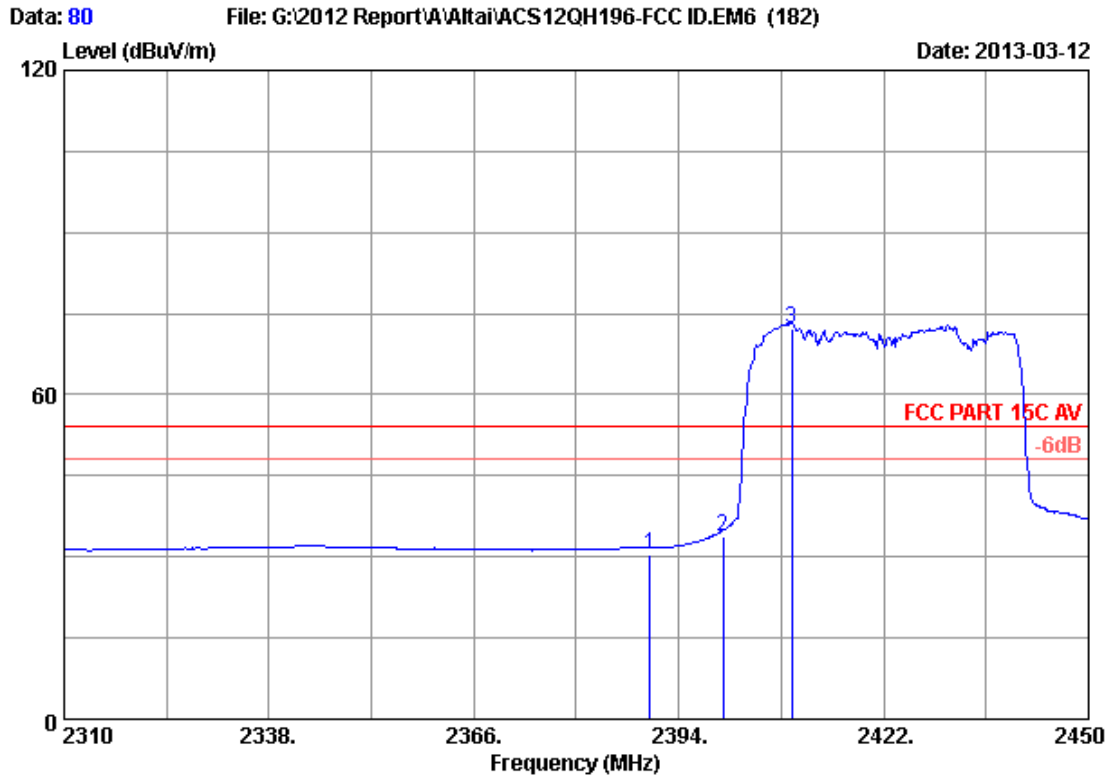


Site no. : 3m Chamber Data no. : 79
 Dis. / Ant. : 3m 2013 3115 (4580) Ant. pol. : VERTICAL
 Limit : FCC PART 15C PEAK
 Env. / Ins. : 23°C/54% Engineer : Leo-Li
 EUT : ASn Super WiFi Base Station
 Power supply : DC 56V From Adapter Input AC 120V/60Hz
 Test mode : IEEE802.11nHT40 CH1 2422MHz Tx
 WA8011N-X

	Freq. (MHz)	Ant. Factor (dB/m)	Cable loss (dB)	Amp. Factor (dB)	Reading (dBuV)	Emission Level (dBuV/m)	Limits (dBuV/m)	Margin (dB)	Remark
1	2350.600	28.07	5.73	35.70	46.28	44.38	74.00	29.62	Peak
2	2390.000	28.16	5.78	35.70	44.65	42.89	74.00	31.11	Peak
3	2400.000	28.18	5.80	35.70	58.33	56.61	74.00	17.39	Peak
4	2432.920	28.25	5.84	35.70	86.74	85.13	74.00	-11.13	Peak

Remarks:

1. Emission Level= Antenna Factor + Cable Loss -Amp Factor + Reading.
2. The emission levels that are 20dB below the official limit are not reported.

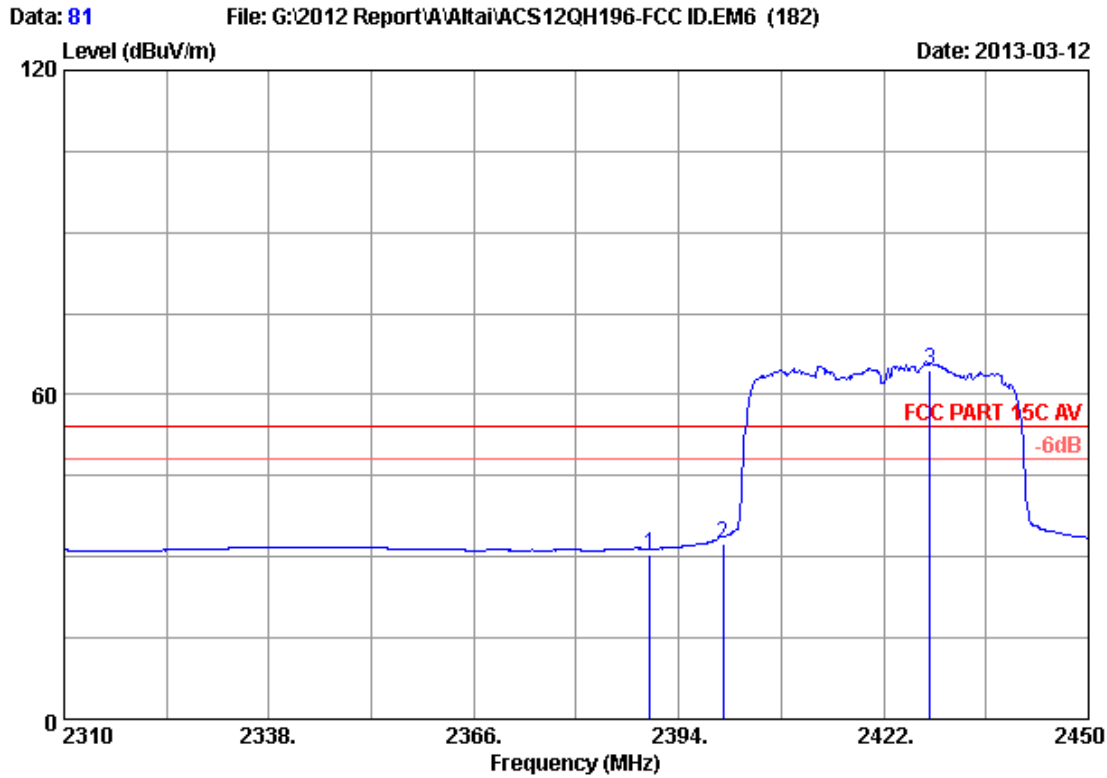


Site no. : 3m Chamber Data no. : 80
 Dis. / Ant. : 3m 2013 3115 (4580) Ant. pol. : VERTICAL
 Limit : FCC PART 15C AV
 Env. / Ins. : 23°C/54% Engineer : Leo-Li
 EUT : ASn Super WiFi Base Station
 Power supply : DC 56V From Adapter Input AC 120V/60Hz
 Test mode : IEEE802.11nHT40 CH1 2422MHz Tx
 WA8011N-X

	Freq. (MHz)	Ant. Factor (dB/m)	Cable loss (dB)	Amp. Factor (dB)	Reading (dBuV)	Emission Level (dBuV/m)	Limits (dBuV/m)	Margin (dB)	Remark
1	2390.000	28.16	5.78	35.70	32.20	30.44	54.00	23.56	Average
2	2400.000	28.18	5.80	35.70	35.45	33.73	54.00	20.27	Average
3	2409.400	28.20	5.81	35.70	73.75	72.06	54.00	-18.06	Average

Remarks:

1. Emission Level= Antenna Factor + Cable Loss -Amp Factor + Reading.
2. The emission levels that are 20dB below the official limit are not reported.

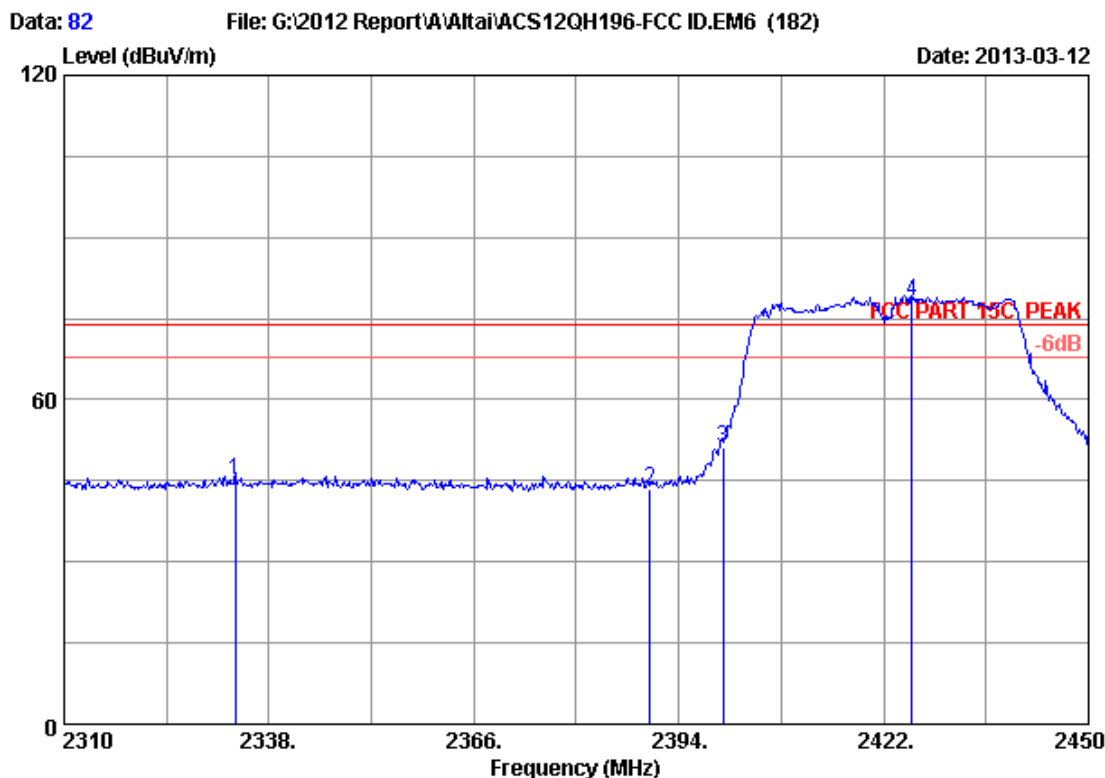


Site no. : 3m Chamber Data no. : 81
 Dis. / Ant. : 3m 2013 3115 (4580) Ant. pol. : HORIZONTAL
 Limit : FCC PART 15C AV
 Env. / Ins. : 23°C/54% Engineer : Leo-Li
 EUT : ASn Super WiFi Base Station
 Power supply : DC 56V From Adapter Input AC 120V/60Hz
 Test mode : IEEE802.11nHT40 CH1 2422MHz Tx
 WA8011N-X

	Freq. (MHz)	Ant. Factor (dB/m)	Cable loss (dB)	Amp. Factor (dB)	Reading (dBuV)	Emission Level (dBuV/m)	Limits (dBuV/m)	Margin (dB)	Remark
1	2390.000	28.16	5.78	35.70	32.06	30.30	54.00	23.70	Average
2	2400.000	28.18	5.80	35.70	34.29	32.57	54.00	21.43	Average
3	2428.300	28.24	5.84	35.70	66.13	64.51	54.00	-10.51	Average

Remarks:

1. Emission Level= Antenna Factor + Cable Loss -Amp Factor + Reading.
2. The emission levels that are 20dB below the official limit are not reported.

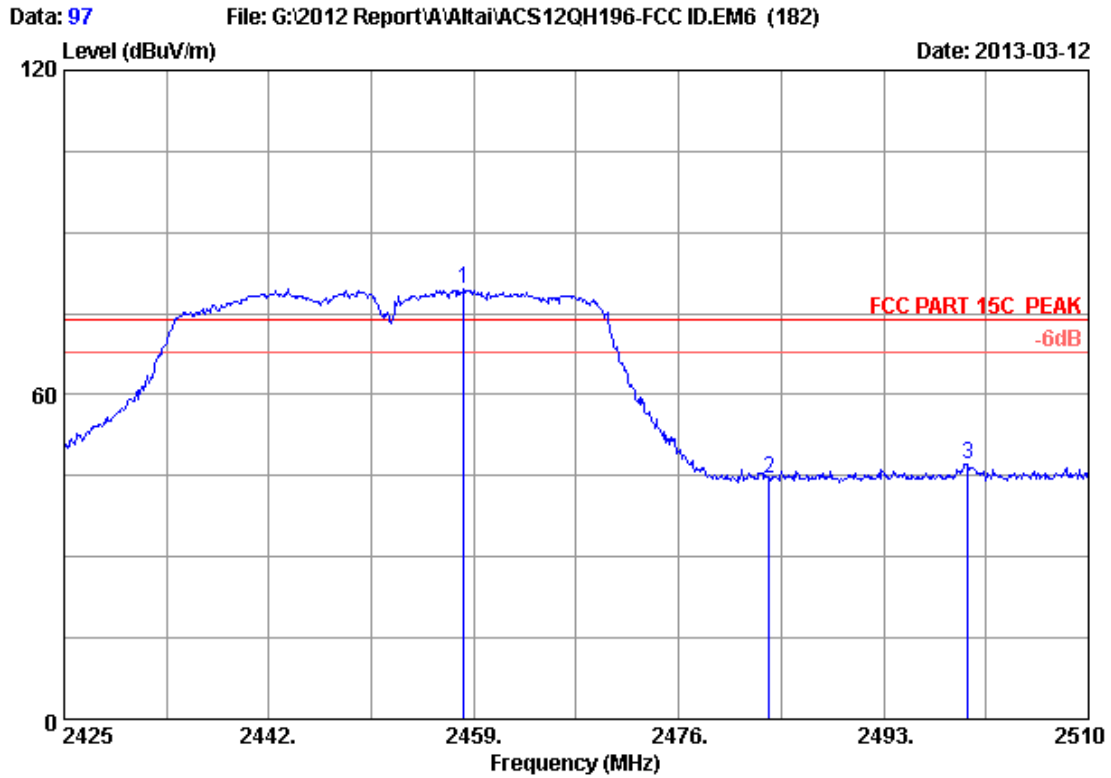


Site no. : 3m Chamber Data no. : 82
 Dis. / Ant. : 3m 2013 3115 (4580) Ant. pol. : HORIZONTAL
 Limit : FCC PART 15C PEAK
 Env. / Ins. : 23°C/54% Engineer : Leo-Li
 EUT : ASn Super WiFi Base Station
 Power supply : DC 56V From Adapter Input AC 120V/60Hz
 Test mode : IEEE802.11nHT40 CH1 2422MHz Tx
 WA8011N-X

	Freq. (MHz)	Ant. Factor (dB/m)	Cable loss (dB)	Amp. Factor (dB)	Reading (dBuV)	Emission Level (dBuV/m)	Limits (dBuV/m)	Margin (dB)	Remark
1	2333.380	28.03	5.70	35.70	47.10	45.13	74.00	28.87	Peak
2	2390.000	28.16	5.78	35.70	45.13	43.37	74.00	30.63	Peak
3	2400.000	28.18	5.80	35.70	52.73	51.01	74.00	22.99	Peak
4	2425.920	28.24	5.83	35.70	79.69	78.06	74.00	-4.06	Peak

Remarks:

1. Emission Level= Antenna Factor + Cable Loss -Amp Factor + Reading.
2. The emission levels that are 20dB below the official limit are not reported.

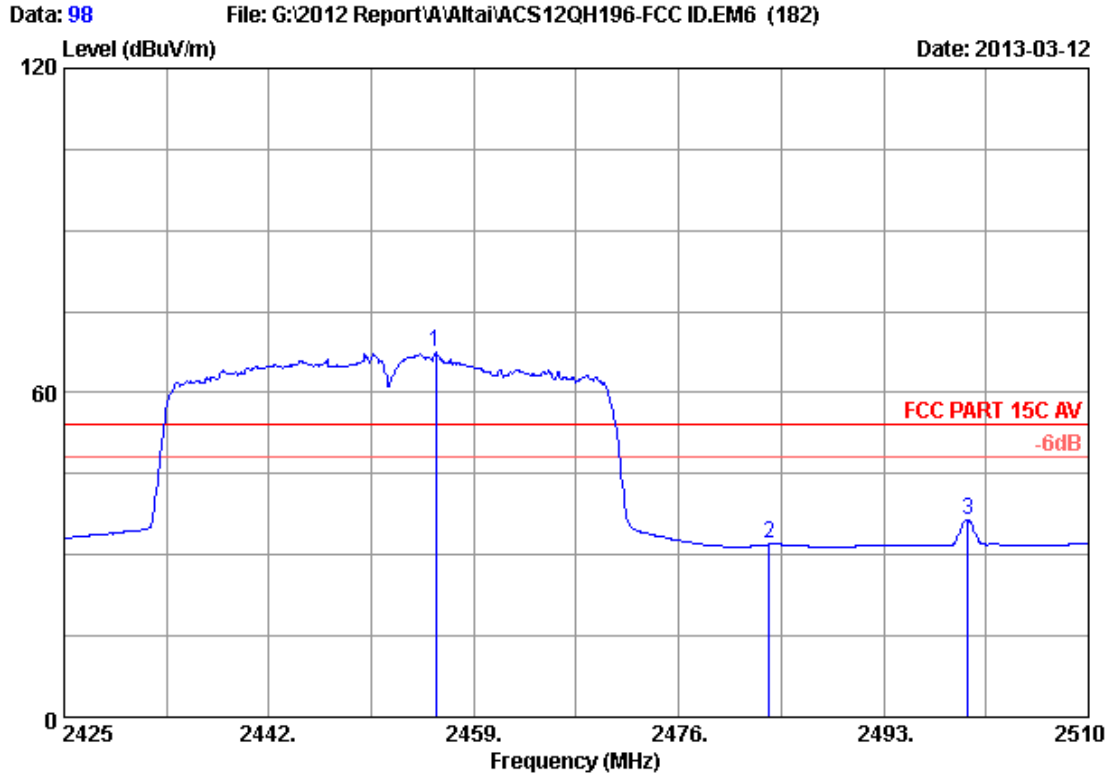


Site no. : 3m Chamber Data no. : 97
 Dis. / Ant. : 3m 2013 3115 (4580) Ant. pol. : HORIZONTAL
 Limit : FCC PART 15C PEAK
 Env. / Ins. : 23°C/54% Engineer : Leo-Li
 EUT : ASn Super WiFi Base Station
 Power supply : DC 56V From Adapter Input AC 120V/60Hz
 Test mode : IEEE802.11nHT40 CH7 2452MHz Tx
 WA8011N-X

	Freq. (MHz)	Ant. Factor (dB/m)	Cable loss (dB)	Amp. Factor (dB)	Reading (dBuV)	Emission Level (dBuV/m)	Limits (dBuV/m)	Margin (dB)	Remark
1	2458.150	28.31	5.88	35.70	81.08	79.57	74.00	-5.57	Peak
2	2483.500	28.36	5.92	35.70	45.78	44.36	74.00	29.64	Peak
3	2500.000	28.40	5.94	35.70	48.51	47.15	74.00	26.85	Peak

Remarks:

1. Emission Level= Antenna Factor + Cable Loss -Amp Factor + Reading.
2. The emission levels that are 20dB below the official limit are not reported.

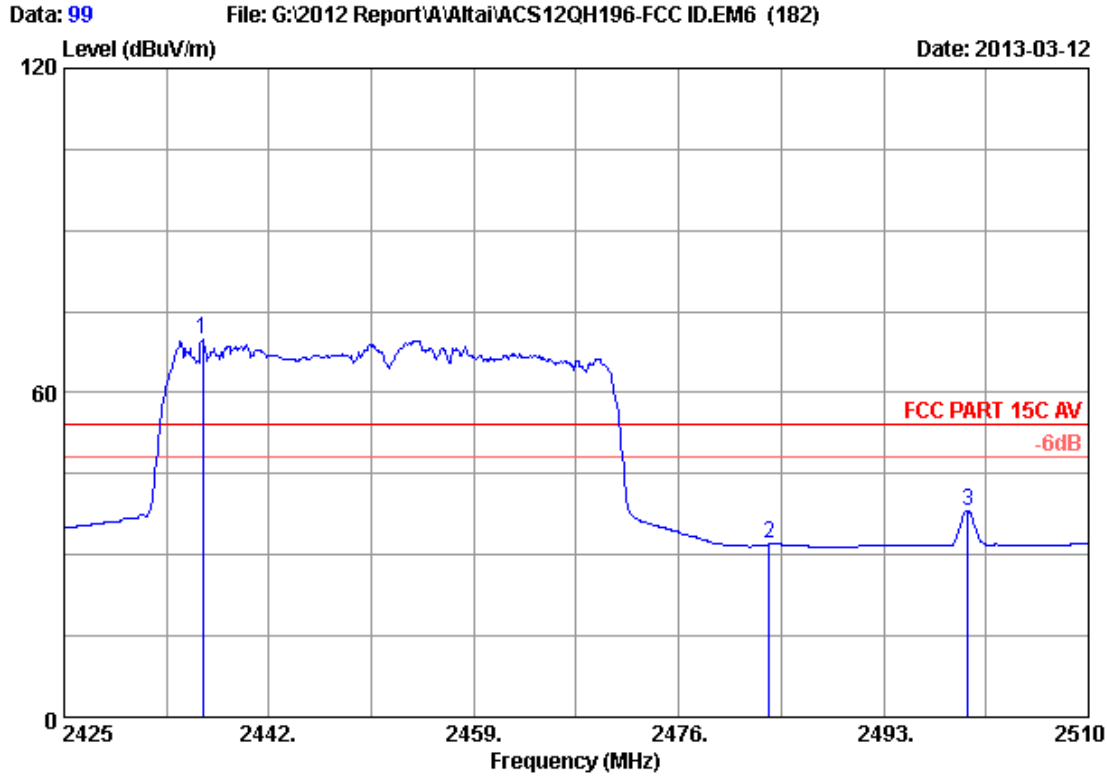


Site no. : 3m Chamber Data no. : 98
 Dis. / Ant. : 3m 2013 3115 (4580) Ant. pol. : HORIZONTAL
 Limit : FCC PART 15C AV
 Env. / Ins. : 23°C/54% Engineer : Leo-Li
 EUT : ASn Super WiFi Base Station
 Power supply : DC 56V From Adapter Input AC 120V/60Hz
 Test mode : IEEE802.11nHT40 CH7 2452MHz Tx
 WA8011N-X

	Freq. (MHz)	Ant. Factor (dB/m)	Cable loss (dB)	Amp. Factor (dB)	Reading (dBuV)	Emission Level (dBuV/m)	Limits (dBuV/m)	Margin (dB)	Remark
1	2455.855	28.30	5.88	35.70	69.08	67.56	54.00	-13.56	Average
2	2483.500	28.36	5.92	35.70	33.35	31.93	54.00	22.07	Average
3	2500.000	28.40	5.94	35.70	37.80	36.44	54.00	17.56	Average

Remarks:

1. Emission Level= Antenna Factor + Cable Loss -Amp Factor + Reading.
2. The emission levels that are 20dB below the official limit are not reported.

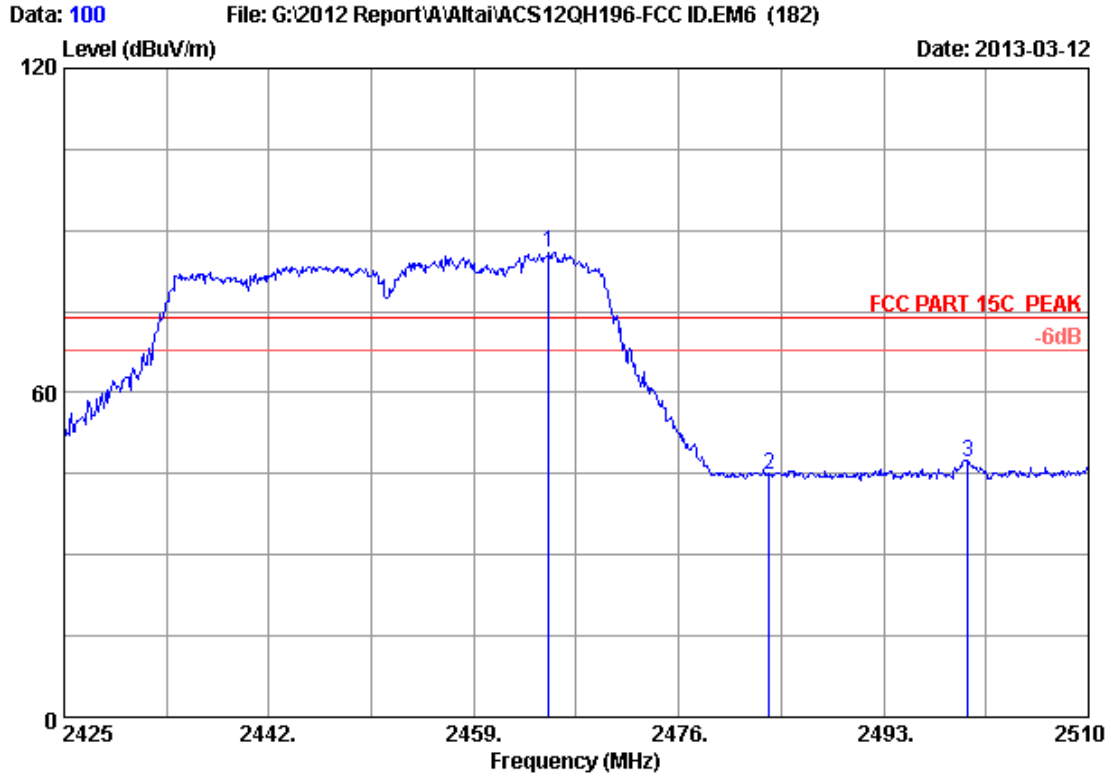


Site no. : 3m Chamber Data no. : 99
 Dis. / Ant. : 3m 2013 3115 (4580) Ant. pol. : VERTICAL
 Limit : FCC PART 15C AV
 Env. / Ins. : 23°C/54% Engineer : Leo-Li
 EUT : ASn Super WiFi Base Station
 Power supply : DC 56V From Adapter Input AC 120V/60Hz
 Test mode : IEEE802.11nHT40 CH7 2452MHz Tx
 WA8011N-X

	Freq. (MHz)	Ant. Factor (dB/m)	Cable loss (dB)	Amp. Factor (dB)	Reading (dBuV)	Emission Level (dBuV/m)	Limits (dBuV/m)	Margin (dB)	Remark
1	2436.475	28.26	5.85	35.70	71.59	70.00	54.00	-16.00	Average
2	2483.500	28.36	5.92	35.70	33.42	32.00	54.00	22.00	Average
3	2500.000	28.40	5.94	35.70	39.42	38.06	54.00	15.94	Average

Remarks:

1. Emission Level= Antenna Factor + Cable Loss -Amp Factor + Reading.
2. The emission levels that are 20dB below the official limit are not reported.



Site no. : 3m Chamber Data no. : 100
 Dis. / Ant. : 3m 2013 3115 (4580) Ant. pol. : VERTICAL
 Limit : FCC PART 15C PEAK
 Env. / Ins. : 23°C/54% Engineer : Leo-Li
 EUT : ASn Super WiFi Base Station
 Power supply : DC 56V From Adapter Input AC 120V/60Hz
 Test mode : IEEE802.11nHT40 CH7 2452MHz Tx
 WA8011N-X

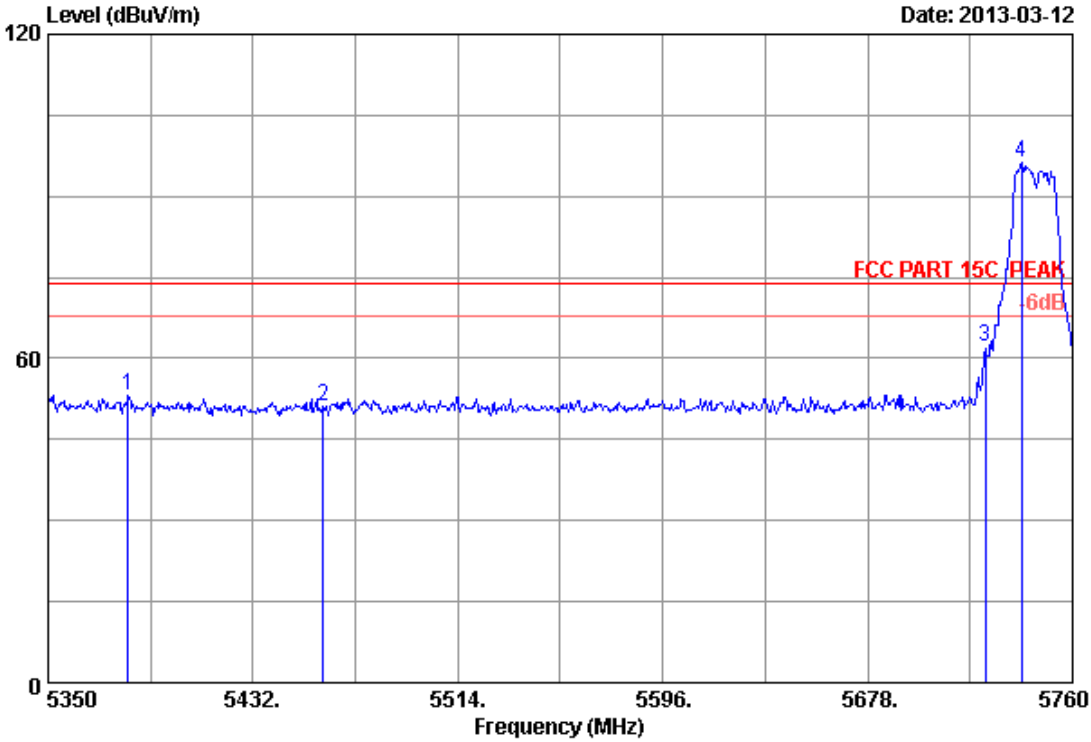
	Freq. (MHz)	Ant. Factor (dB/m)	Cable loss (dB)	Amp. Factor (dB)	Reading (dBuV)	Emission Level (dBuV/m)	Limits (dBuV/m)	Margin (dB)	Remark
1	2465.205	28.32	5.89	35.70	87.37	85.88	74.00	-11.88	Peak
2	2483.500	28.36	5.92	35.70	46.33	44.91	74.00	29.09	Peak
3	2500.000	28.40	5.94	35.70	48.48	47.12	74.00	26.88	Peak

Remarks:

1. Emission Level= Antenna Factor + Cable Loss -Amp Factor + Reading.
2. The emission levels that are 20dB below the official limit are not reported.

5.8G:

Data: 107 File: G:\2012 Report\A\Altai\ACS120H196-FCC ID.EM6 (182) Date: 2013-03-12

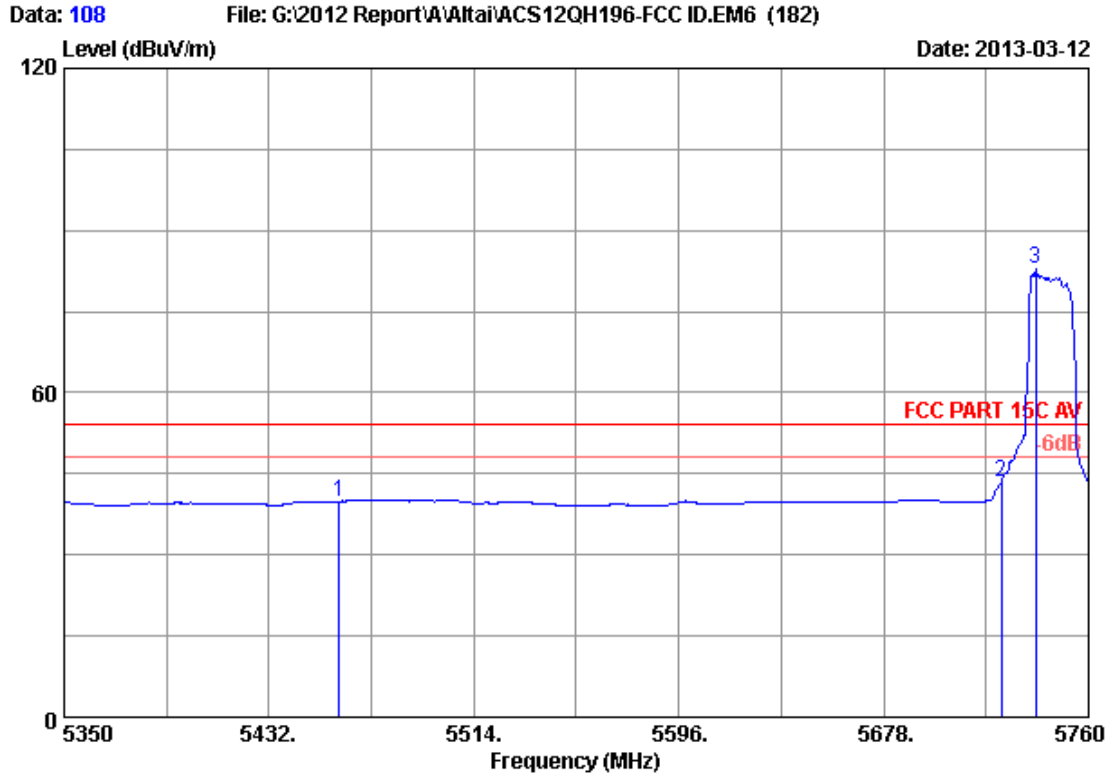


Site no. : 3m Chamber Data no. : 107
 Dis. / Ant. : 3m 2013 3115 (4580) Ant. pol. : VERTICAL
 Limit : FCC PART 15C PEAK
 Env. / Ins. : 23°C/54% Engineer : Leo-Li
 EUT : A8n Super WiFi Base Station
 Power supply : DC 56V From Adapter Input AC 120V/60Hz
 Test mode : IEEE802.11a CH149 5745MHz Tx
 WA8011N-X

	Freq. (MHz)	Ant. Factor (dB/m)	Cable loss (dB)	Amp. Factor (dB)	Reading (dBuV)	Emission Level (dBuV/m)	Limits (dBuV/m)	Margin (dB)	Remark
1	5381.980	33.81	9.17	35.70	45.86	53.14	74.00	20.86	Peak
2	5460.000	33.94	9.25	35.70	43.66	51.15	74.00	22.85	Peak
3	5725.000	34.09	9.52	35.70	54.22	62.13	74.00	11.87	Peak
4	5739.500	34.10	9.54	35.70	88.41	96.35	74.00	-22.35	Peak

Remarks:

1. Emission Level= Antenna Factor + Cable Loss -Amp Factor + Reading.
2. The emission levels that are 20dB below the official limit are not reported.

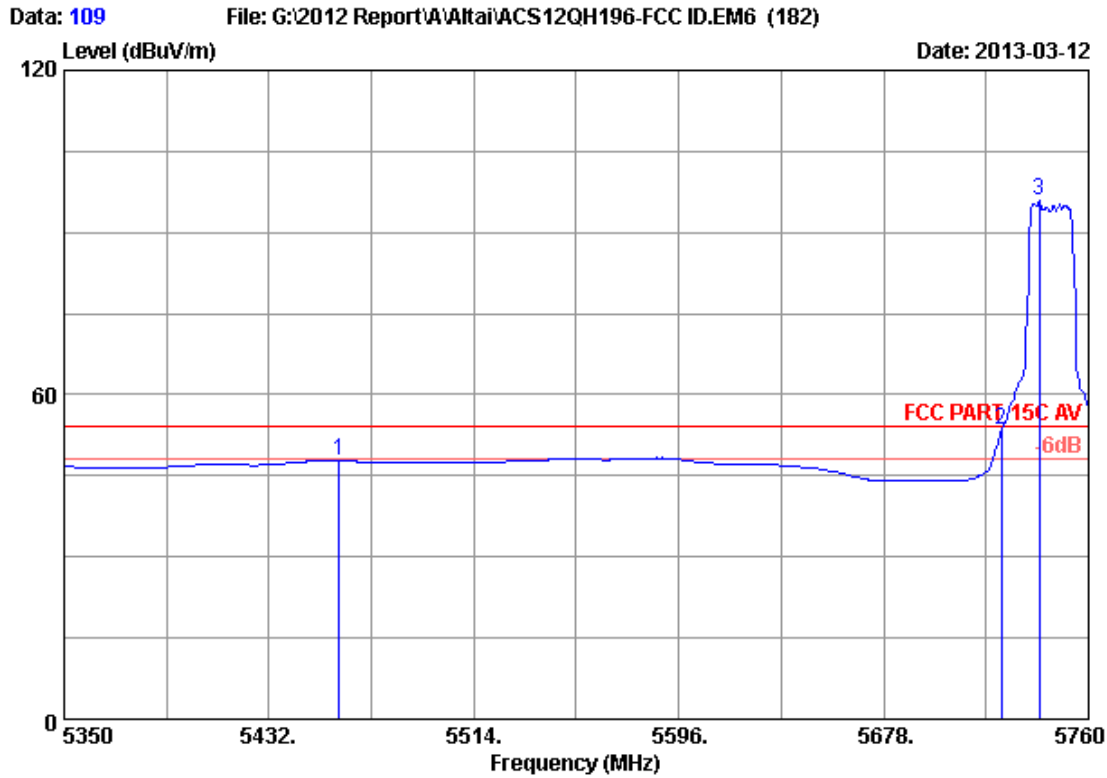


Site no. : 3m Chamber Data no. : 108
 Dis. / Ant. : 3m 2013 3115 (4580) Ant. pol. : VERTICAL
 Limit : FCC PART 15C AV
 Env. / Ins. : 23°C/54% Engineer : Leo-Li
 EUT : ASn Super WiFi Base Station
 Power supply : DC 56V From Adapter Input AC 120V/60Hz
 Test mode : IEEE802.11a CH149 5745MHz Tx
 WA8011N-X

	Freq. (MHz)	Ant. Factor (dB/m)	Cable loss (dB)	Amp. Factor (dB)	Reading (dBuV)	Emission Level (dBuV/m)	Limits (dBuV/m)	Margin (dB)	Remark
1	5460.000	33.94	9.25	35.70	32.44	39.93	54.00	14.07	Average
2	5725.000	34.09	9.52	35.70	35.42	43.33	54.00	10.67	Average
3	5738.680	34.10	9.54	35.70	75.10	83.04	54.00	-29.04	Average

Remarks:

1. Emission Level= Antenna Factor + Cable Loss -Amp Factor + Reading.
2. The emission levels that are 20dB below the official limit are not reported.

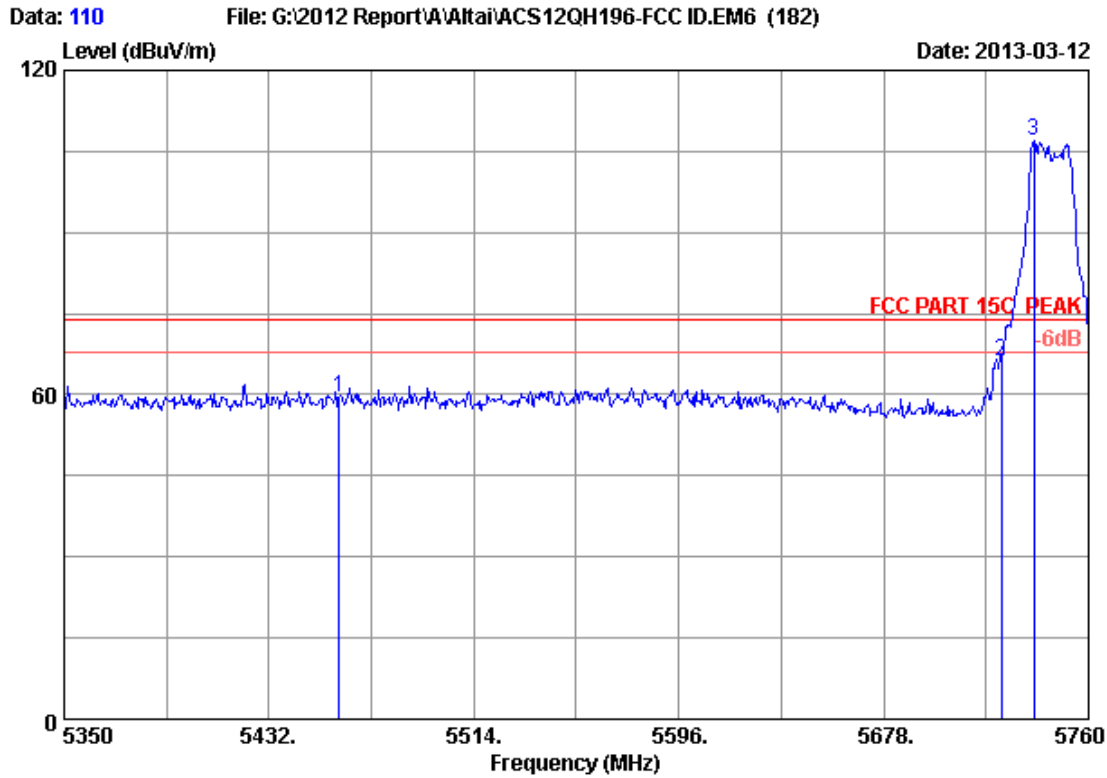


Site no. : 3m Chamber Data no. : 109
 Dis. / Ant. : 3m 2013 3115 (4580) Ant. pol. : HORIZONTAL
 Limit : FCC PART 15C AV
 Env. / Ins. : 23°C/54% Engineer : Leo-Li
 EUT : ASn Super WiFi Base Station
 Power supply : DC 56V From Adapter Input AC 120V/60Hz
 Test mode : IEEE802.11a CH149 5745MHz Tx
 WA8011N-X

	Freq. (MHz)	Ant. Factor (dB/m)	Cable loss (dB)	Amp. Factor (dB)	Reading (dBuV)	Emission Level (dBuV/m)	Limits (dBuV/m)	Margin (dB)	Remark
1	5460.000	33.94	9.25	35.70	40.24	47.73	54.00	6.27	Average
2	5725.000	34.09	9.52	35.70	45.57	53.48	54.00	0.52	Average
3	5740.320	34.10	9.54	35.70	87.96	95.90	54.00	-41.90	Average

Remarks:

1. Emission Level= Antenna Factor + Cable Loss -Amp Factor + Reading.
2. The emission levels that are 20dB below the official limit are not reported.

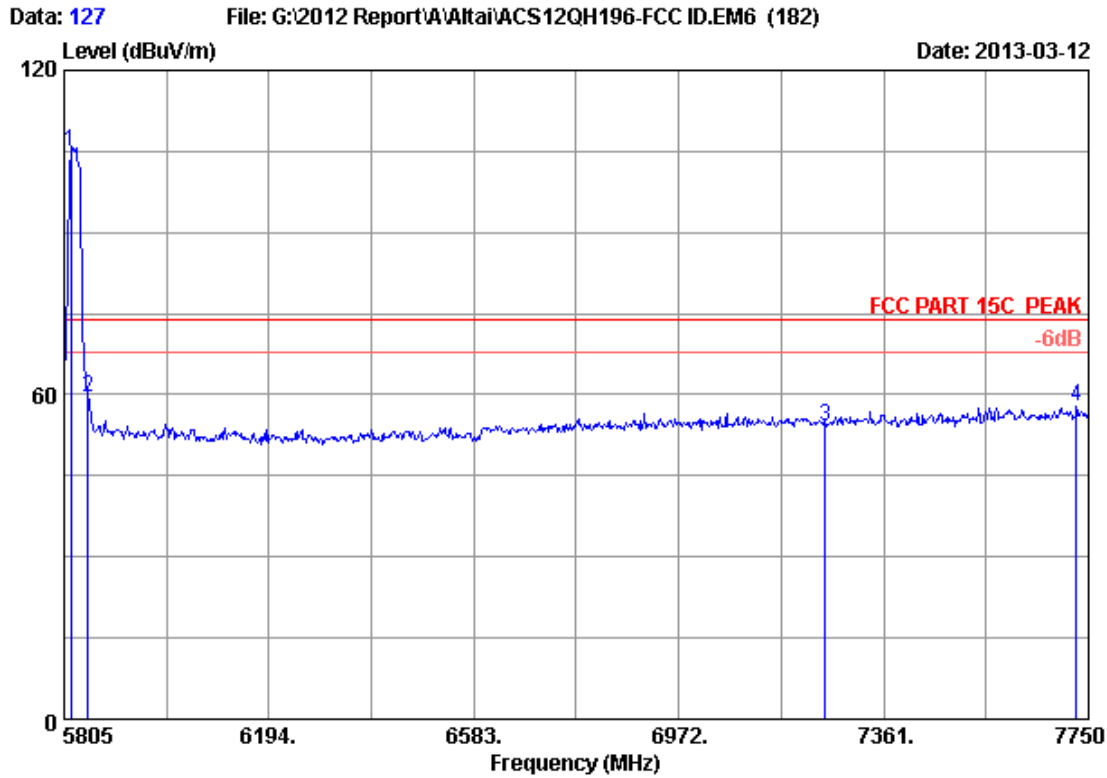


Site no. : 3m Chamber Data no. : 110
 Dis. / Ant. : 3m 2013 3115 (4580) Ant. pol. : HORIZONTAL
 Limit : FCC PART 15C PEAK
 Env. / Ins. : 23°C/54% Engineer : Leo-Li
 EUT : ASn Super WiFi Base Station
 Power supply : DC 56V From Adapter Input AC 120V/60Hz
 Test mode : IEEE802.11a CH149 5745MHz Tx
 WA8011N-X

	Freq. (MHz)	Ant. Factor (dB/m)	Cable loss (dB)	Amp. Factor (dB)	Reading (dBuV)	Emission Level (dBuV/m)	Limits (dBuV/m)	Margin (dB)	Remark
1	5460.000	33.94	9.25	35.70	51.88	59.37	74.00	14.63	Peak
2	5725.000	34.09	9.52	35.70	58.12	66.03	74.00	7.97	Peak
3	5738.270	34.10	9.54	35.70	98.99	106.93	74.00	-32.93	Peak

Remarks:

1. Emission Level= Antenna Factor + Cable Loss -Amp Factor + Reading.
2. The emission levels that are 20dB below the official limit are not reported.

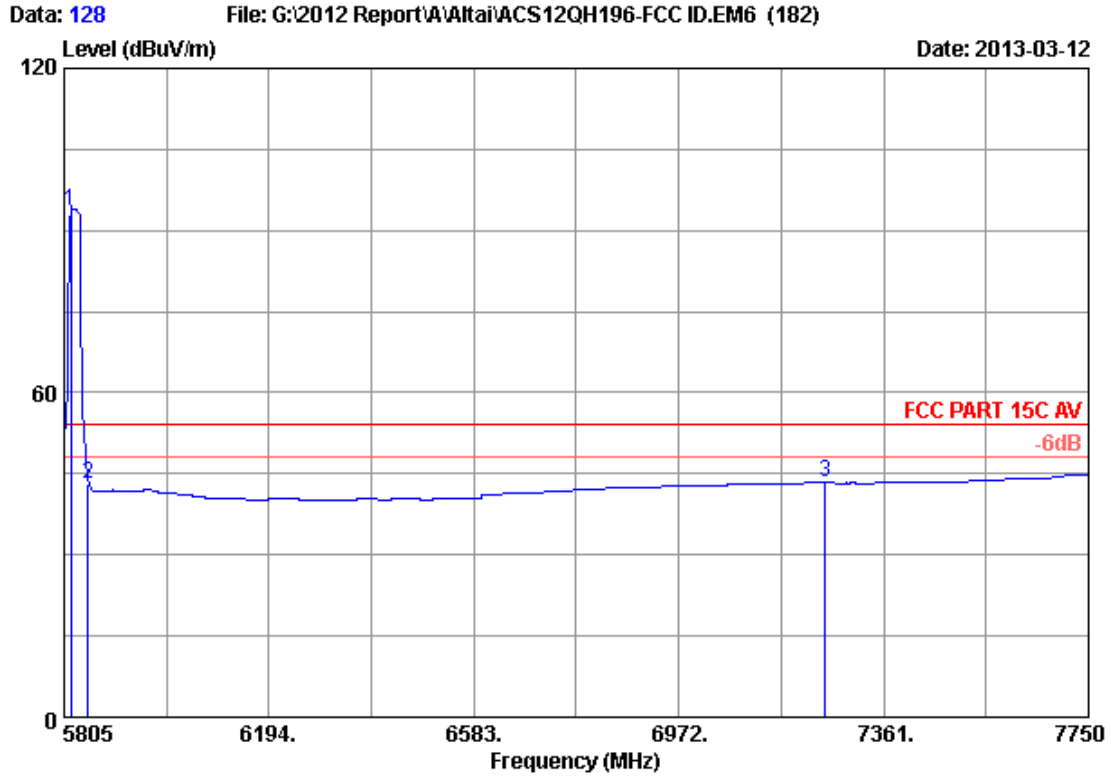


Site no. : 3m Chamber Data no. : 127
 Dis. / Ant. : 3m 2013 3115 (4580) Ant. pol. : HORIZONTAL
 Limit : FCC PART 15C PEAK
 Env. / Ins. : 23°C/54% Engineer : Leo-Li
 EUT : ASn Super WiFi Base Station
 Power supply : DC 56V From Adapter Input AC 120V/60Hz
 Test mode : IEEE802.11a CH165 5825MHz Tx
 WA8011N-X

	Freq. (MHz)	Ant. Factor (dB/m)	Cable loss (dB)	Amp. Factor (dB)	Reading (dBuV)	Emission Level (dBuV/m)	Limits (dBuV/m)	Margin (dB)	Remark
1	5818.615	34.13	9.62	35.70	96.92	104.97	74.00	-30.97	Peak
2	5850.000	34.14	9.66	35.70	51.26	59.36	74.00	14.64	Peak
3	7250.000	36.05	10.99	35.45	42.67	54.26	74.00	19.74	Peak
4	7726.660	36.83	11.24	35.35	45.15	57.87	74.00	16.13	Peak

Remarks:

1. Emission Level= Antenna Factor + Cable Loss -Amp Factor + Reading.
2. The emission levels that are 20dB below the official limit are not reported.

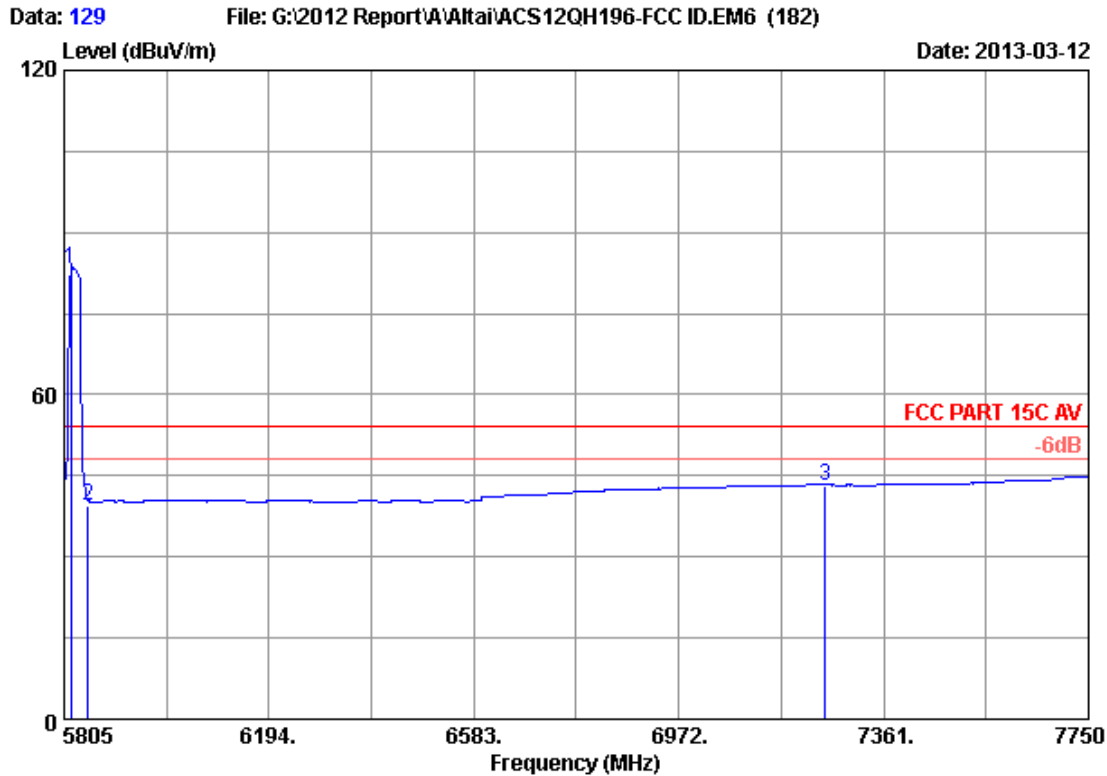


Site no. : 3m Chamber Data no. : 128
 Dis. / Ant. : 3m 2013 3115 (4580) Ant. pol. : HORIZONTAL
 Limit : FCC PART 15C AV
 Env. / Ins. : 23°C/54% Engineer : Leo-Li
 EUT : ASn Super WiFi Base Station
 Power supply : DC 56V From Adapter Input AC 120V/60Hz
 Test mode : IEEE802.11a CH165 5825MHz Tx
 WA8011N-X

	Freq. (MHz)	Ant. Factor (dB/m)	Cable loss (dB)	Amp. Factor (dB)	Reading (dBuV)	Emission Level (dBuV/m)	Limits (dBuV/m)	Margin (dB)	Remark
1	5818.615	34.13	9.62	35.70	85.68	93.73	54.00	-39.73	Average
2	5850.000	34.14	9.66	35.70	35.06	43.16	54.00	10.84	Average
3	7250.000	36.05	10.99	35.45	31.70	43.29	54.00	10.71	Average

Remarks:

1. Emission Level= Antenna Factor + Cable Loss -Amp Factor + Reading.
2. The emission levels that are 20dB below the official limit are not reported.

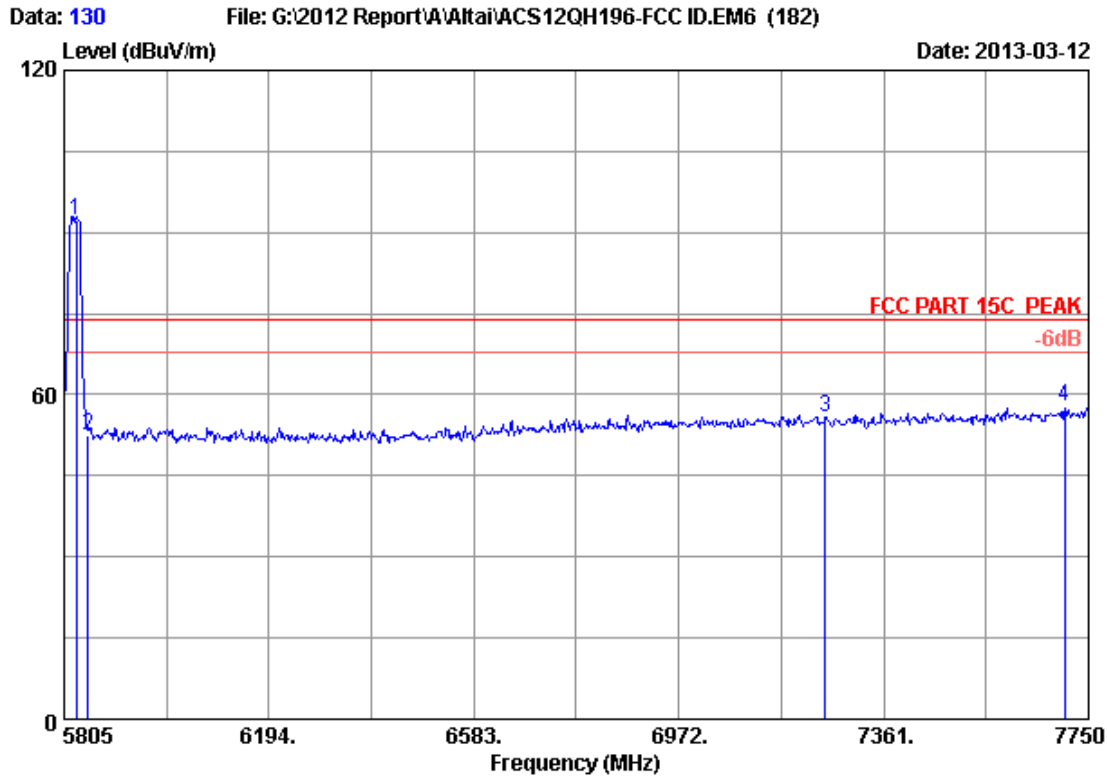


Site no. : 3m Chamber Data no. : 129
 Dis. / Ant. : 3m 2013 3115 (4580) Ant. pol. : VERTICAL
 Limit : FCC PART 15C AV
 Env. / Ins. : 23°C/54% Engineer : Leo-Li
 EUT : ASn Super WiFi Base Station
 Power supply : DC 56V From Adapter Input AC 120V/60Hz
 Test mode : IEEE802.11a CH165 5825MHz Tx
 WA8011N-X

	Freq. (MHz)	Ant. Factor (dB/m)	Cable loss (dB)	Amp. Factor (dB)	Reading (dBuV)	Emission Level (dBuV/m)	Limits (dBuV/m)	Margin (dB)	Remark
1	5818.615	34.13	9.62	35.70	75.20	83.25	54.00	-29.25	Average
2	5850.000	34.14	9.66	35.70	31.51	39.61	54.00	14.39	Average
3	7250.000	36.05	10.99	35.45	31.69	43.28	54.00	10.72	Average

Remarks:

1. Emission Level= Antenna Factor + Cable Loss -Amp Factor + Reading.
2. The emission levels that are 20dB below the official limit are not reported.

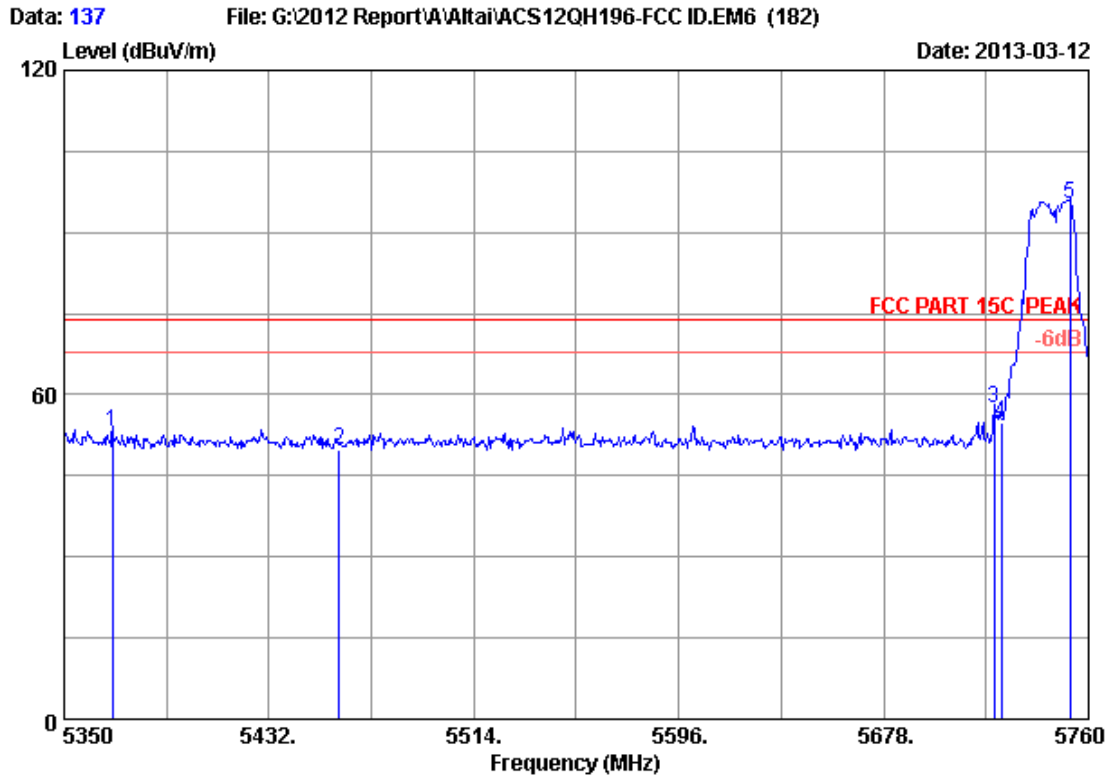


Site no. : 3m Chamber Data no. : 130
 Dis. / Ant. : 3m 2013 3115 (4580) Ant. pol. : VERTICAL
 Limit : FCC PART 15C PEAK
 Env. / Ins. : 23°C/54% Engineer : Leo-Li
 EUT : ASn Super WiFi Base Station
 Power supply : DC 56V From Adapter Input AC 120V/60Hz
 Test mode : IEEE802.11a CH165 5825MHz Tx
 WA8011N-X

	Freq. (MHz)	Ant. Factor (dB/m)	Cable loss (dB)	Amp. Factor (dB)	Reading (dBuV)	Emission Level (dBuV/m)	Limits (dBuV/m)	Margin (dB)	Remark
1	5828.340	34.13	9.63	35.70	84.12	92.18	74.00	-18.18	Peak
2	5850.000	34.14	9.66	35.70	44.50	52.60	74.00	21.40	Peak
3	7250.000	36.05	10.99	35.45	44.23	55.82	74.00	18.18	Peak
4	7705.265	36.81	11.23	35.36	45.03	57.71	74.00	16.29	Peak

Remarks:

1. Emission Level= Antenna Factor + Cable Loss -Amp Factor + Reading.
2. The emission levels that are 20dB below the official limit are not reported.

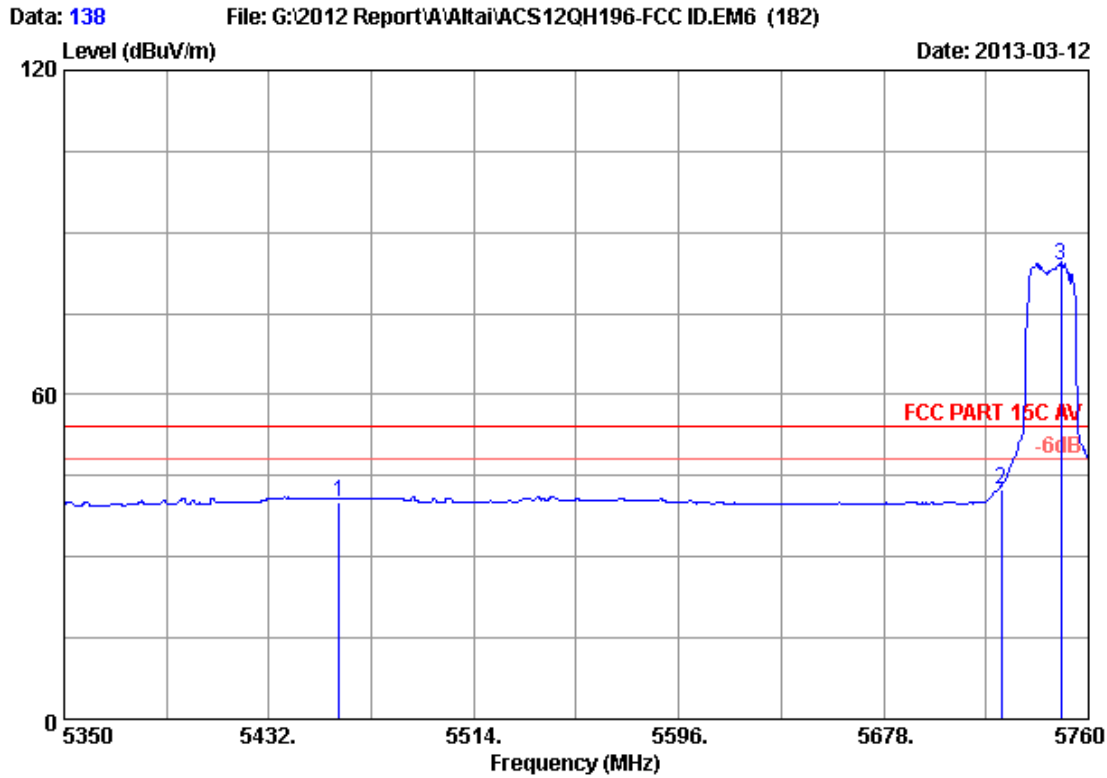


Site no. : 3m Chamber Data no. : 137
 Dis. / Ant. : 3m 2013 3115 (4580) Ant. pol. : VERTICAL
 Limit : FCC PART 15C PEAK
 Env. / Ins. : 23°C/54% Engineer : Leo-Li
 EUT : ASn Super WiFi Base Station
 Power supply : DC 56V From Adapter Input AC 120V/60Hz
 Test mode : IEEE802.11nHT20 CH149 5745MHz Tx
 WA8011N-X

	Freq. (MHz)	Ant. Factor (dB/m)	Cable loss (dB)	Amp. Factor (dB)	Reading (dBuV)	Emission Level (dBuV/m)	Limits (dBuV/m)	Margin (dB)	Remark
1	5369.270	33.79	9.15	35.70	45.91	53.15	74.00	20.85	Peak
2	5460.000	33.94	9.25	35.70	42.45	49.94	74.00	24.06	Peak
3	5722.280	34.09	9.52	35.70	49.50	57.41	74.00	16.59	Peak
4	5725.000	34.09	9.52	35.70	46.82	54.73	74.00	19.27	Peak
5	5752.620	34.10	9.55	35.70	87.33	95.28	74.00	-21.28	Peak

Remarks:

1. Emission Level= Antenna Factor + Cable Loss -Amp Factor + Reading.
2. The emission levels that are 20dB below the official limit are not reported.

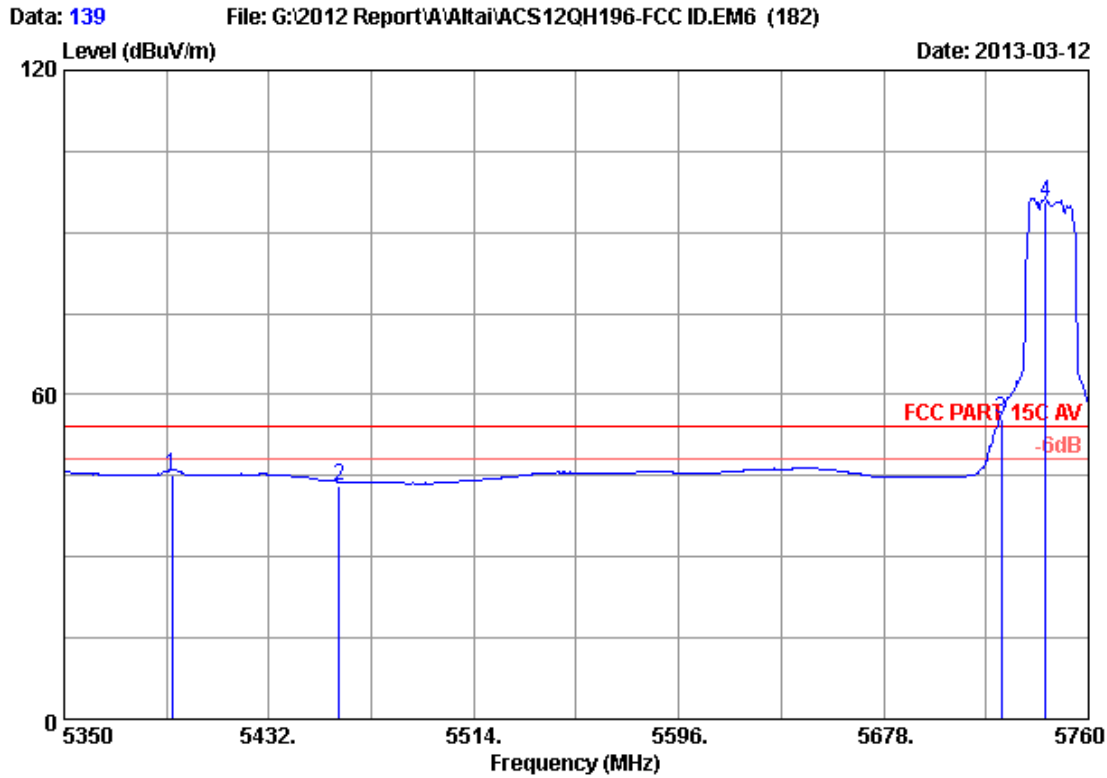


Site no. : 3m Chamber Data no. : 138
 Dis. / Ant. : 3m 2013 3115 (4580) Ant. pol. : VERTICAL
 Limit : FCC PART 15C AV
 Env. / Ins. : 23°C/54% Engineer : Leo-Li
 EUT : ASn Super WiFi Base Station
 Power supply : DC 56V From Adapter Input AC 120V/60Hz
 Test mode : IEEE802.11nHT20 CH149 5745MHz Tx
 WA8011N-X

	Freq. (MHz)	Ant. Factor (dB/m)	Cable loss (dB)	Amp. Factor (dB)	Reading (dBuV)	Emission Level (dBuV/m)	Limits (dBuV/m)	Margin (dB)	Remark
1	5460.000	33.94	9.25	35.70	32.50	39.99	54.00	14.01	Average
2	5725.000	34.09	9.52	35.70	34.44	42.35	54.00	11.65	Average
3	5748.930	34.10	9.55	35.70	75.84	83.79	54.00	-29.79	Average

Remarks:

1. Emission Level= Antenna Factor + Cable Loss -Amp Factor + Reading.
2. The emission levels that are 20dB below the official limit are not reported.

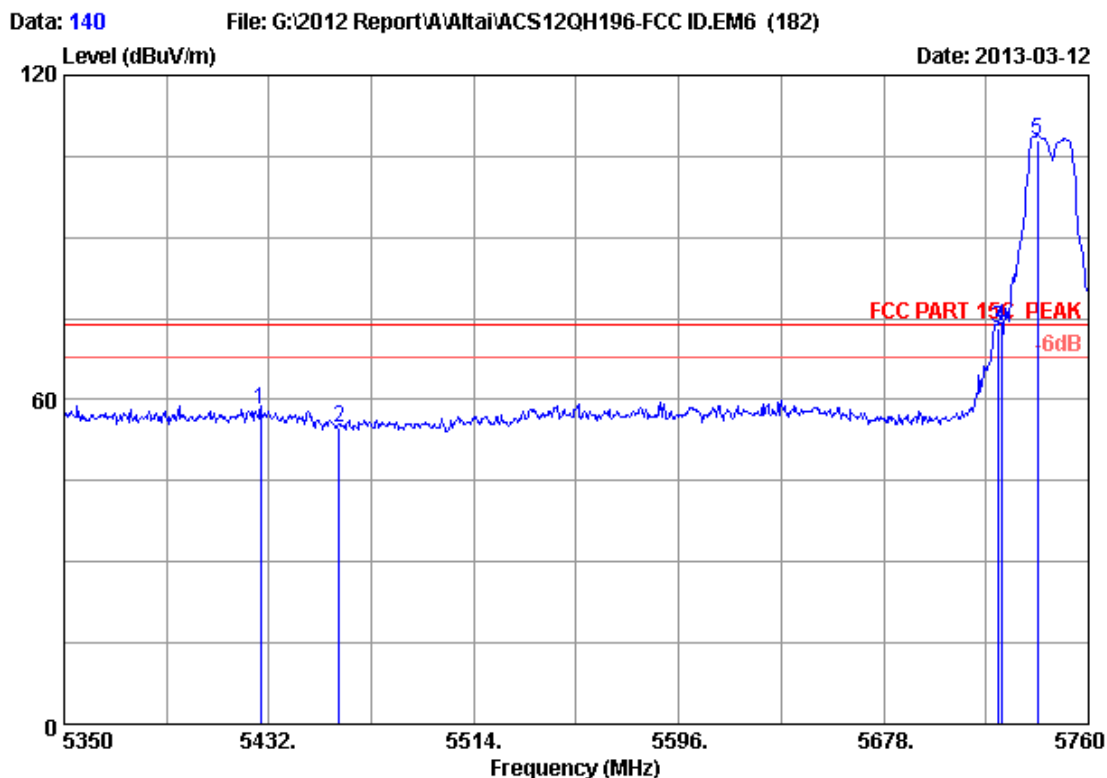


Site no. : 3m Chamber Data no. : 139
 Dis. / Ant. : 3m 2013 3115 (4580) Ant. pol. : HORIZONTAL
 Limit : FCC PART 15C AV
 Env. / Ins. : 23°C/54% Engineer : Leo-Li
 EUT : A8n Super WiFi Base Station
 Power supply : DC 56V From Adapter Input AC 120V/60Hz
 Test mode : IEEE802.11nHT20 CH149 5745MHz Tx
 WA8011N-X

	Freq. (MHz)	Ant. Factor (dB/m)	Cable loss (dB)	Amp. Factor (dB)	Reading (dBuV)	Emission Level (dBuV/m)	Limits (dBuV/m)	Margin (dB)	Remark
1	5393.050	33.83	9.18	35.70	37.90	45.21	54.00	8.79	Average
2	5460.000	33.94	9.25	35.70	35.58	43.07	54.00	10.93	Average
3	5725.000	34.09	9.52	35.70	47.70	55.61	54.00	-1.61	Average
4	5742.780	34.10	9.54	35.70	87.71	95.65	54.00	-41.65	Average

Remarks:

1. Emission Level= Antenna Factor + Cable Loss -Amp Factor + Reading.
2. The emission levels that are 20dB below the official limit are not reported.

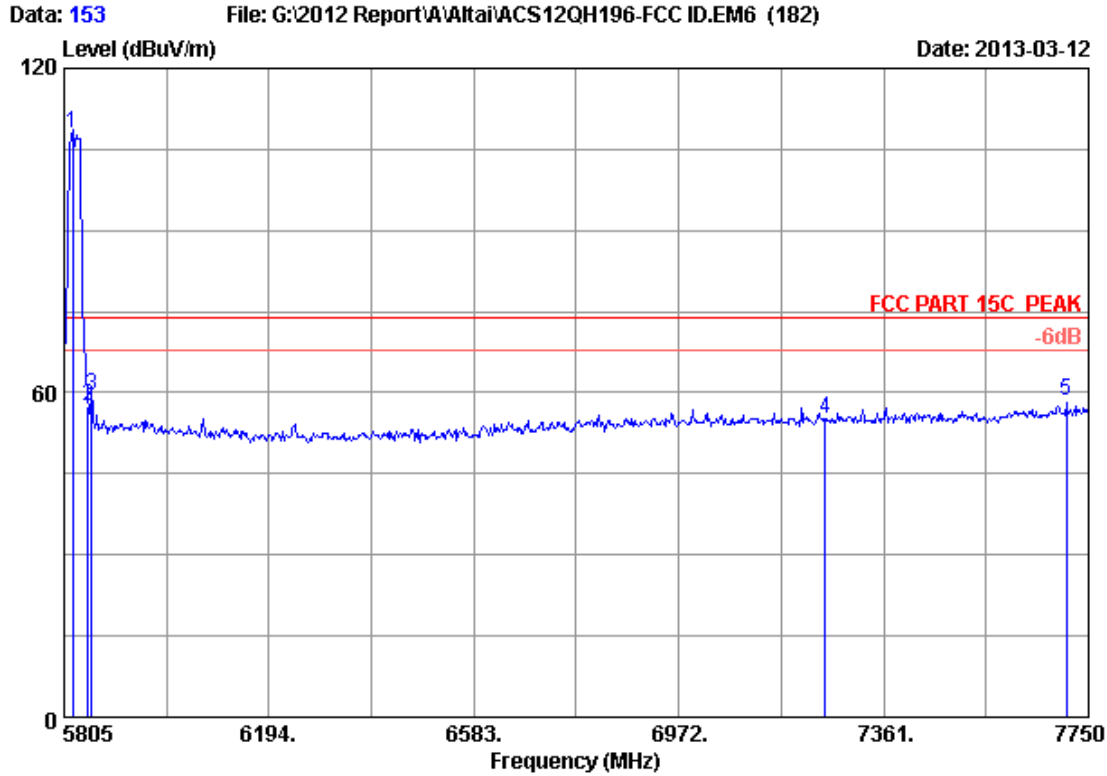


Site no. : 3m Chamber Data no. : 140
 Dis. / Ant. : 3m 2013 3115 (4580) Ant. pol. : HORIZONTAL
 Limit : FCC PART 15C PEAK
 Env. / Ins. : 23°C/54% Engineer : Leo-Li
 EUT : ASn Super WiFi Base Station
 Power supply : DC 56V From Adapter Input AC 120V/60Hz
 Test mode : IEEE802.11nHT20 CH149 5745MHz Tx
 WA8011N-X

	Freq. (MHz)	Ant. Factor (dB/m)	Cable loss (dB)	Amp. Factor (dB)	Reading (dBuV)	Emission Level (dBuV/m)	Limits (dBuV/m)	Margin (dB)	Remark
1	5428.720	33.89	9.21	35.70	50.73	58.13	74.00	15.87	Peak
2	5460.000	33.94	9.25	35.70	47.22	54.71	74.00	19.29	Peak
3	5723.510	34.09	9.52	35.70	65.23	73.14	74.00	0.86	Peak
4	5725.000	34.09	9.52	35.70	65.51	73.42	74.00	0.58	Peak
5	5739.500	34.10	9.54	35.70	100.11	108.05	74.00	-34.05	Peak

Remarks:

1. Emission Level= Antenna Factor + Cable Loss -Amp Factor + Reading.
2. The emission levels that are 20dB below the official limit are not reported.

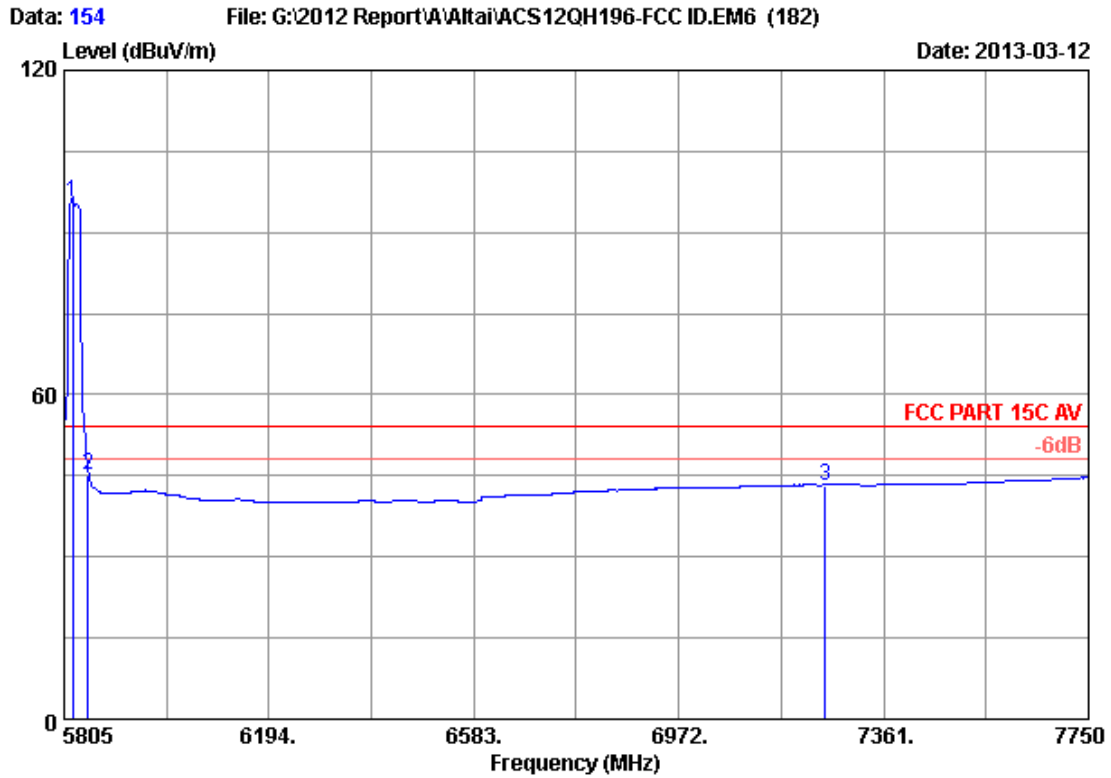


Site no. : 3m Chamber Data no. : 153
 Dis. / Ant. : 3m 2013 3115 (4580) Ant. pol. : HORIZONTAL
 Limit : FCC PART 15C PEAK
 Env. / Ins. : 23°C/54% Engineer : Leo-Li
 EUT : ASn Super WiFi Base Station
 Power supply : DC 56V From Adapter Input AC 120V/60Hz
 Test mode : IEEE802.11nHT20 CH165 5825MHz Tx
 WA8011N-X

	Freq. (MHz)	Ant. Factor (dB/m)	Cable loss (dB)	Amp. Factor (dB)	Reading (dBuV)	Emission Level (dBuV/m)	Limits (dBuV/m)	Margin (dB)	Remark
1	5820.560	34.13	9.62	35.70	99.78	107.83	74.00	-33.83	Peak
2	5850.000	34.14	9.66	35.70	49.50	57.60	74.00	16.40	Peak
3	5857.515	34.14	9.66	35.70	51.49	59.59	74.00	14.41	Peak
4	7250.000	36.05	10.99	35.45	43.58	55.17	74.00	18.83	Peak
5	7707.210	36.81	11.23	35.36	45.80	58.48	74.00	15.52	Peak

Remarks:

1. Emission Level= Antenna Factor + Cable Loss -Amp Factor + Reading.
2. The emission levels that are 20dB below the official limit are not reported.

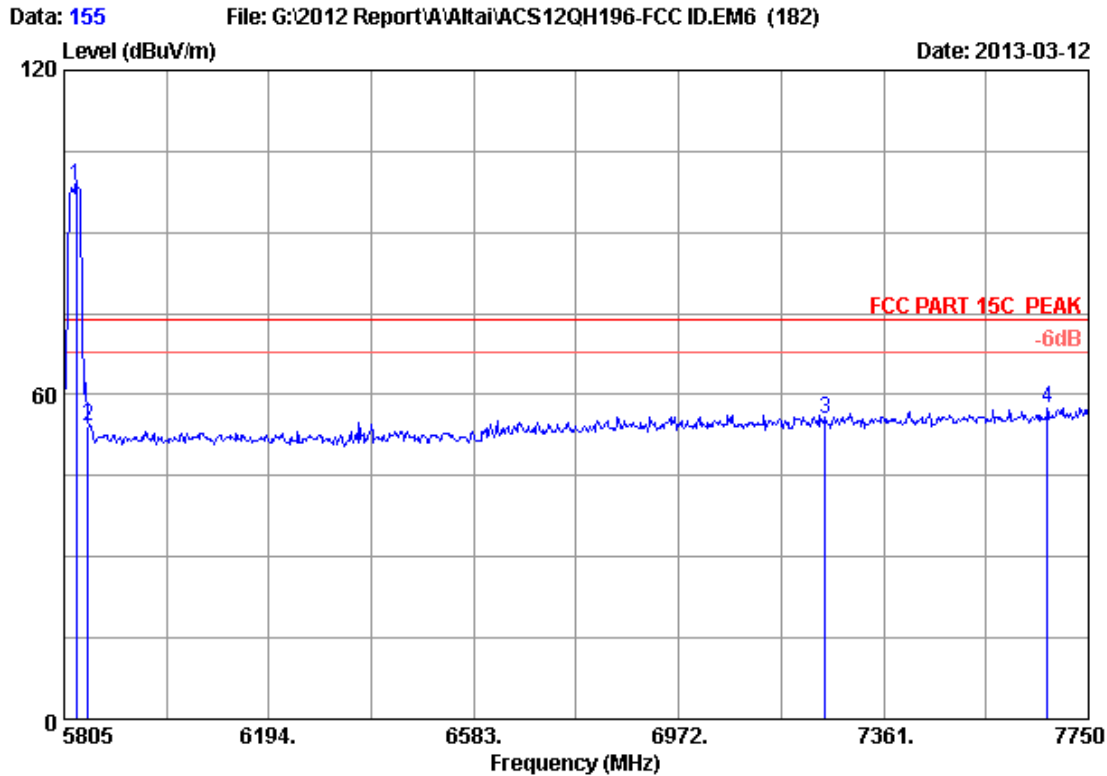


Site no. : 3m Chamber Data no. : 154
 Dis. / Ant. : 3m 2013 3115 (4580) Ant. pol. : HORIZONTAL
 Limit : FCC PART 15C AV
 Env. / Ins. : 23°C/54% Engineer : Leo-Li
 EUT : ASn Super WiFi Base Station
 Power supply : DC 56V From Adapter Input AC 120V/60Hz
 Test mode : IEEE802.11nHT20 CH165 5825MHz Tx
 WA8011N-X

	Freq. (MHz)	Ant. Factor (dB/m)	Cable loss (dB)	Amp. Factor (dB)	Reading (dBuV)	Emission Level (dBuV/m)	Limits (dBuV/m)	Margin (dB)	Remark
1	5820.560	34.13	9.62	35.70	87.59	95.64	54.00	-41.64	Average
2	5850.000	34.14	9.66	35.70	37.12	45.22	54.00	8.78	Average
3	7250.000	36.05	10.99	35.45	31.69	43.28	54.00	10.72	Average

Remarks:

1. Emission Level= Antenna Factor + Cable Loss -Amp Factor + Reading.
2. The emission levels that are 20dB below the official limit are not reported.

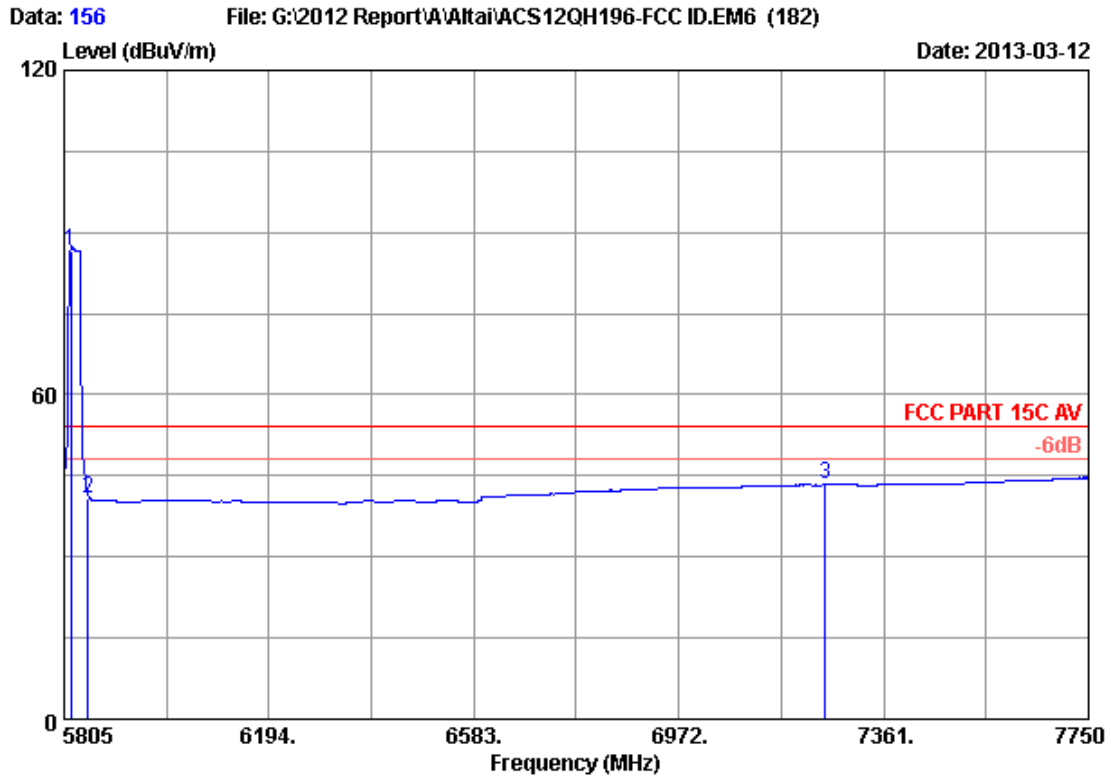


Site no. : 3m Chamber Data no. : 155
 Dis. / Ant. : 3m 2013 3115 (4580) Ant. pol. : VERTICAL
 Limit : FCC PART 15C PEAK
 Env. / Ins. : 23°C/54% Engineer : Leo-Li
 EUT : ASn Super WiFi Base Station
 Power supply : DC 56V From Adapter Input AC 120V/60Hz
 Test mode : IEEE802.11nHT20 CH165 5825MHz Tx
 WA8011N-X

	Freq. (MHz)	Ant. Factor (dB/m)	Cable loss (dB)	Amp. Factor (dB)	Reading (dBuV)	Emission Level (dBuV/m)	Limits (dBuV/m)	Margin (dB)	Remark
1	5828.340	34.13	9.63	35.70	90.69	98.75	74.00	-24.75	Peak
2	5850.000	34.14	9.66	35.70	46.17	54.27	74.00	19.73	Peak
3	7250.000	36.05	10.99	35.45	44.05	55.64	74.00	18.36	Peak
4	7672.200	36.77	11.21	35.37	45.03	57.64	74.00	16.36	Peak

Remarks:

1. Emission Level= Antenna Factor + Cable Loss -Amp Factor + Reading.
2. The emission levels that are 20dB below the official limit are not reported.

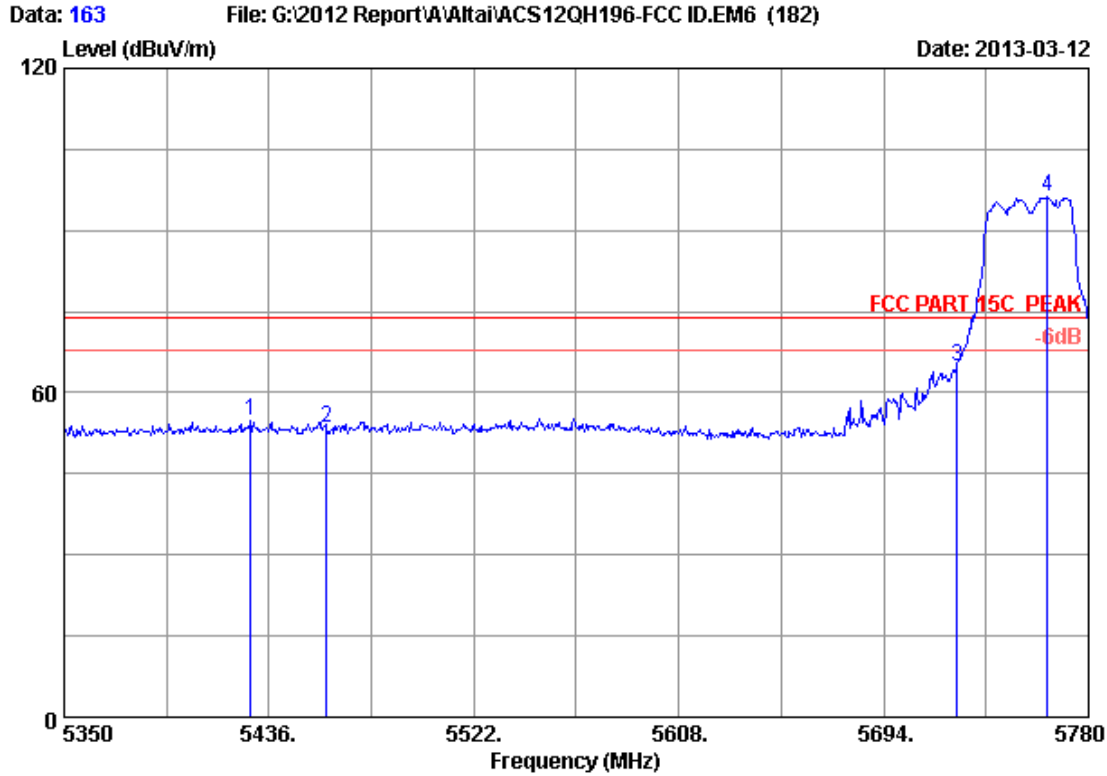


Site no. : 3m Chamber Data no. : 156
 Dis. / Ant. : 3m 2013 3115 (4580) Ant. pol. : VERTICAL
 Limit : FCC PART 15C AV
 Env. / Ins. : 23°C/54% Engineer : Leo-Li
 EUT : ASn Super WiFi Base Station
 Power supply : DC 56V From Adapter Input AC 120V/60Hz
 Test mode : IEEE802.11nHT20 CH165 5825MHz Tx
 WA8011N-X

	Freq. (MHz)	Ant. Factor (dB/m)	Cable loss (dB)	Amp. Factor (dB)	Reading (dBuV)	Emission Level (dBuV/m)	Limits (dBuV/m)	Margin (dB)	Remark
1	5818.615	34.13	9.62	35.70	78.60	86.65	54.00	-32.65	Average
2	5850.000	34.14	9.66	35.70	32.72	40.82	54.00	13.18	Average
3	7250.000	36.05	10.99	35.45	31.71	43.30	54.00	10.70	Average

Remarks:

1. Emission Level= Antenna Factor + Cable Loss -Amp Factor + Reading.
2. The emission levels that are 20dB below the official limit are not reported.

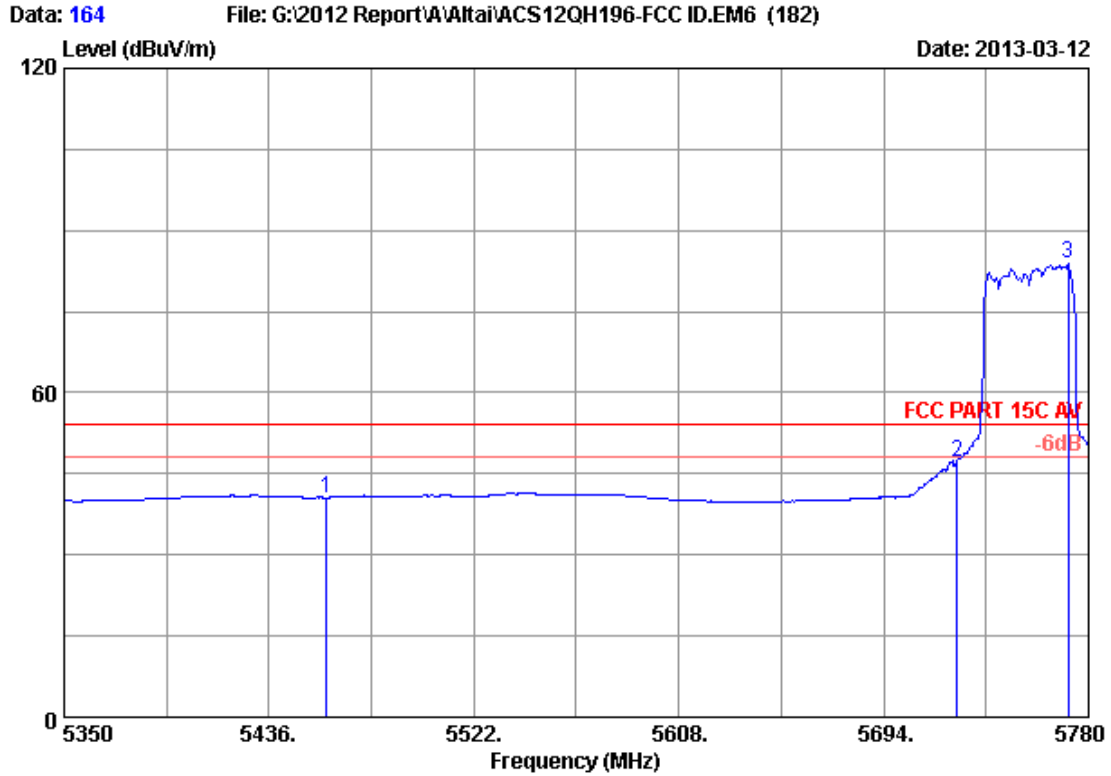


Site no. : 3m Chamber Data no. : 163
 Dis. / Ant. : 3m 2013 3115 (4580) Ant. pol. : VERTICAL
 Limit : FCC PART 15C PEAK
 Env. / Ins. : 23°C/54% Engineer : Leo-Li
 EUT : ASn Super WiFi Base Station
 Power supply : DC 56V From Adapter Input AC 120V/60Hz
 Test mode : IEEE802.11nHT40 CH151 5755MHz Tx
 WA8011N-X

	Freq. (MHz)	Ant. Factor (dB/m)	Cable loss (dB)	Amp. Factor (dB)	Reading (dBuV)	Emission Level (dBuV/m)	Limits (dBuV/m)	Margin (dB)	Remark
1	5428.260	33.89	9.21	35.70	47.31	54.71	74.00	19.29	Peak
2	5460.000	33.94	9.25	35.70	45.97	53.46	74.00	20.54	Peak
3	5725.000	34.09	9.52	35.70	56.92	64.83	74.00	9.17	Peak
4	5762.800	34.11	9.56	35.70	88.17	96.14	74.00	-22.14	Peak

Remarks:

1. Emission Level= Antenna Factor + Cable Loss -Amp Factor + Reading.
2. The emission levels that are 20dB below the official limit are not reported.

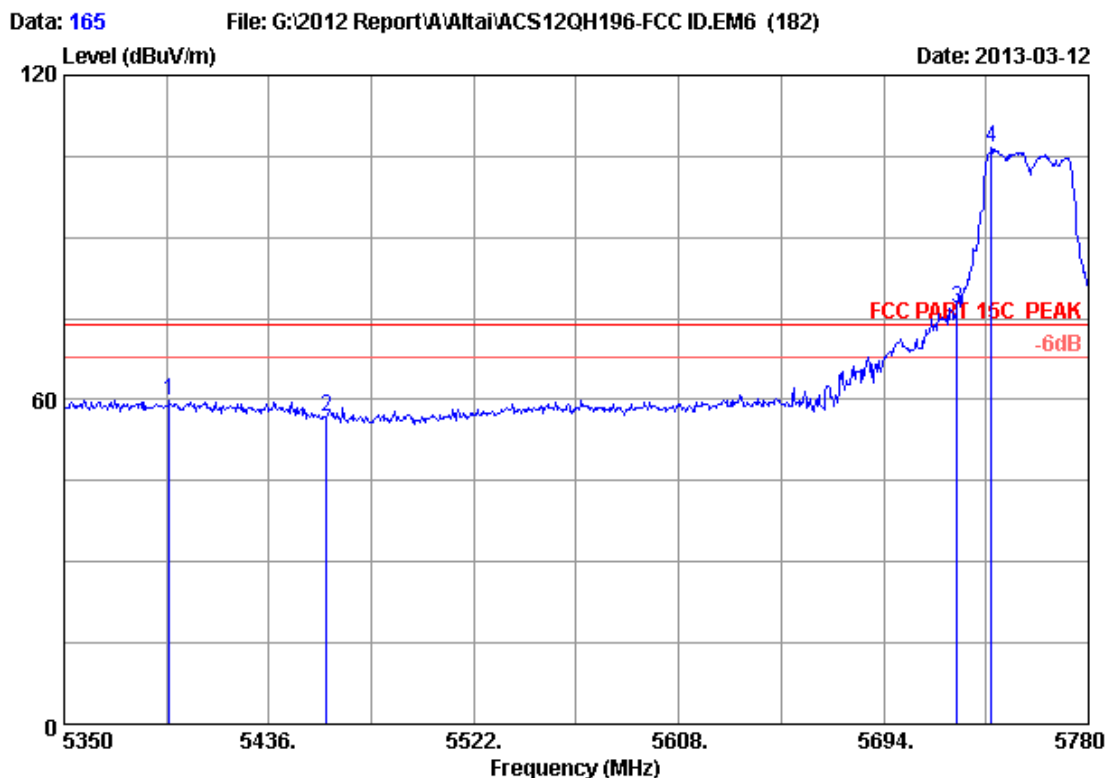


Site no. : 3m Chamber Data no. : 164
 Dis. / Ant. : 3m 2013 3115 (4580) Ant. pol. : VERTICAL
 Limit : FCC PART 15C AV
 Env. / Ins. : 23°C/54% Engineer : Leo-Li
 EUT : ASn Super WiFi Base Station
 Power supply : DC 56V From Adapter Input AC 120V/60Hz
 Test mode : IEEE802.11nHT40 CH151 5755MHz Tx
 WA8011N-X

	Freq. (MHz)	Ant. Factor (dB/m)	Cable loss (dB)	Amp. Factor (dB)	Reading (dBuV)	Emission Level (dBuV/m)	Limits (dBuV/m)	Margin (dB)	Remark
1	5460.000	33.94	9.25	35.70	33.11	40.60	54.00	13.40	Average
2	5725.000	34.09	9.52	35.70	39.22	47.13	54.00	6.87	Average
3	5771.400	34.11	9.57	35.70	75.96	83.94	54.00	-29.94	Average

Remarks:

1. Emission Level= Antenna Factor + Cable Loss -Amp Factor + Reading.
2. The emission levels that are 20dB below the official limit are not reported.

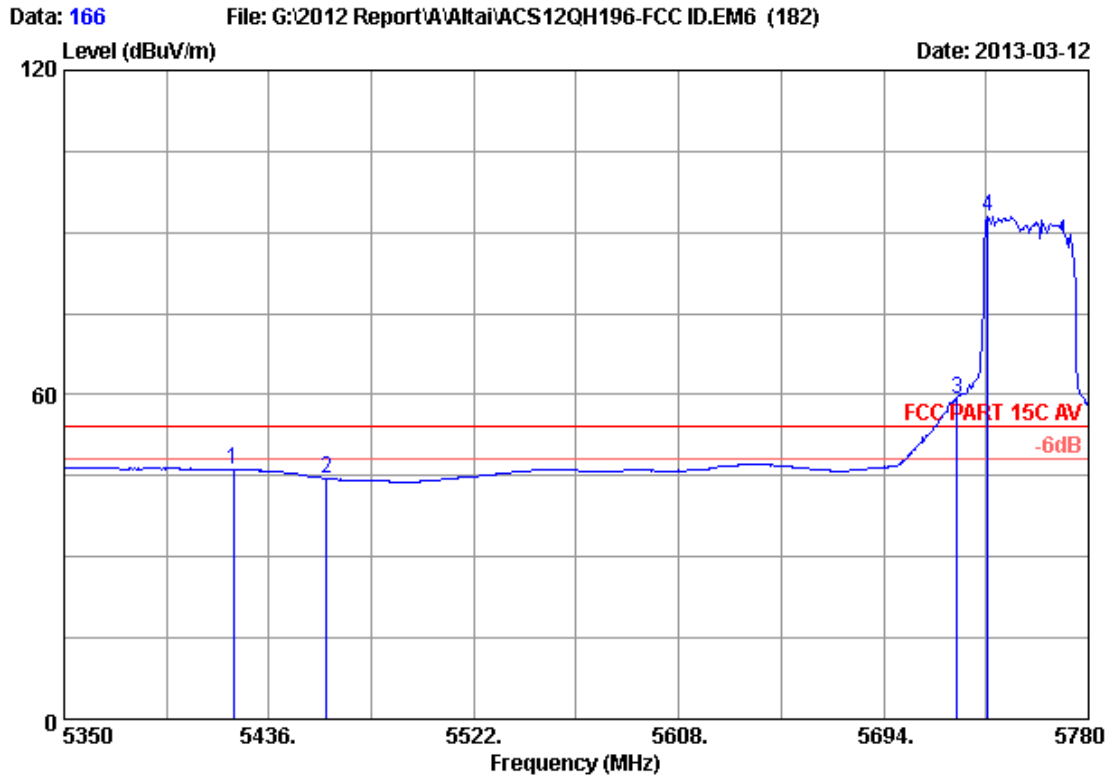


Site no. : 3m Chamber Data no. : 165
 Dis. / Ant. : 3m 2013 3115 (4580) Ant. pol. : HORIZONTAL
 Limit : FCC PART 15C PEAK
 Env. / Ins. : 23°C/54% Engineer : Leo-Li
 EUT : ASn Super WiFi Base Station
 Power supply : DC 56V From Adapter Input AC 120V/60Hz
 Test mode : IEEE802.11nHT40 CH151 5755MHz Tx
 WA8011N-X

	Freq. (MHz)	Ant. Factor (dB/m)	Cable loss (dB)	Amp. Factor (dB)	Reading (dBuV)	Emission Level (dBuV/m)	Limits (dBuV/m)	Margin (dB)	Remark
1	5394.290	33.83	9.18	35.70	52.57	59.88	74.00	14.12	Peak
2	5460.000	33.94	9.25	35.70	49.50	56.99	74.00	17.01	Peak
3	5725.000	34.09	9.52	35.70	68.95	76.86	74.00	-2.86	Peak
4	5739.150	34.10	9.54	35.70	98.57	106.51	74.00	-32.51	Peak

Remarks:

1. Emission Level= Antenna Factor + Cable Loss -Amp Factor + Reading.
2. The emission levels that are 20dB below the official limit are not reported.

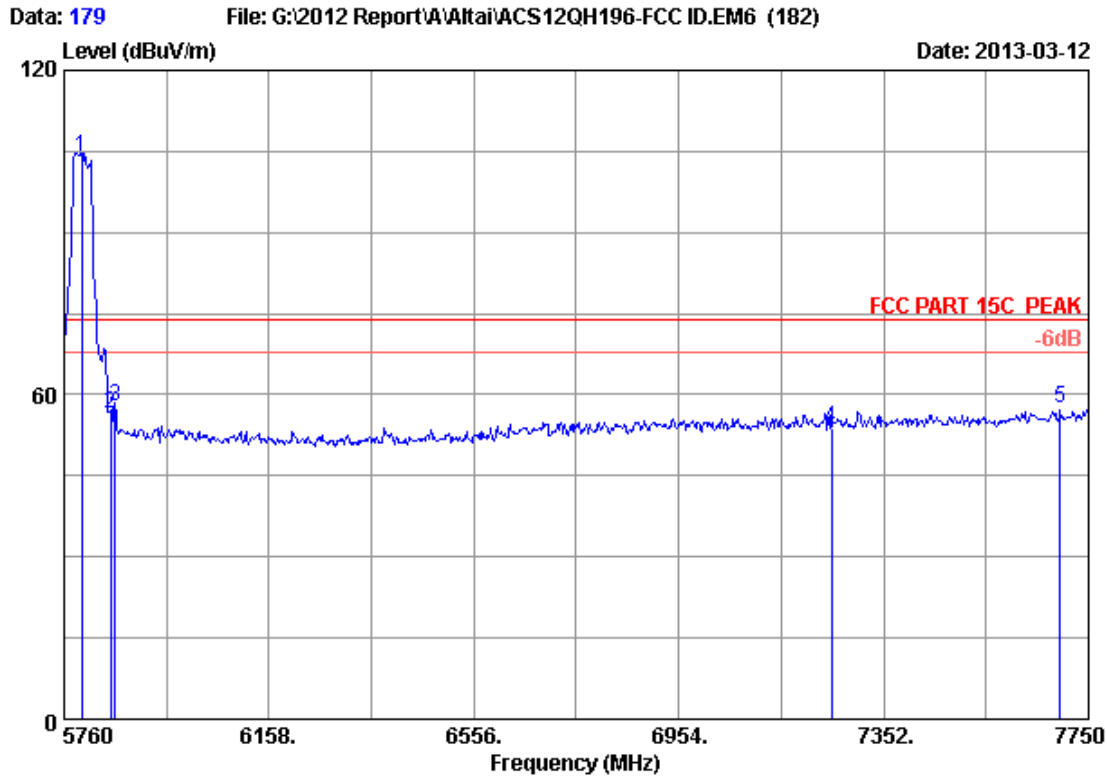


Site no. : 3m Chamber Data no. : 166
 Dis. / Ant. : 3m 2013 3115 (4580) Ant. pol. : HORIZONTAL
 Limit : FCC PART 15C AV
 Env. / Ins. : 23°C/54% Engineer : Leo-Li
 EUT : ASn Super WiFi Base Station
 Power supply : DC 56V From Adapter Input AC 120V/60Hz
 Test mode : IEEE802.11nHT40 CH151 5755MHz Tx
 WA8011N-X

	Freq. (MHz)	Ant. Factor (dB/m)	Cable loss (dB)	Amp. Factor (dB)	Reading (dBuV)	Emission Level (dBuV/m)	Limits (dBuV/m)	Margin (dB)	Remark
1	5420.950	33.87	9.21	35.70	38.78	46.16	54.00	7.84	Average
2	5460.000	33.94	9.25	35.70	36.98	44.47	54.00	9.53	Average
3	5725.000	34.09	9.52	35.70	51.31	59.22	54.00	-5.22	Average
4	5737.860	34.10	9.54	35.70	85.09	93.03	54.00	-39.03	Average

Remarks:

1. Emission Level= Antenna Factor + Cable Loss -Amp Factor + Reading.
2. The emission levels that are 20dB below the official limit are not reported.

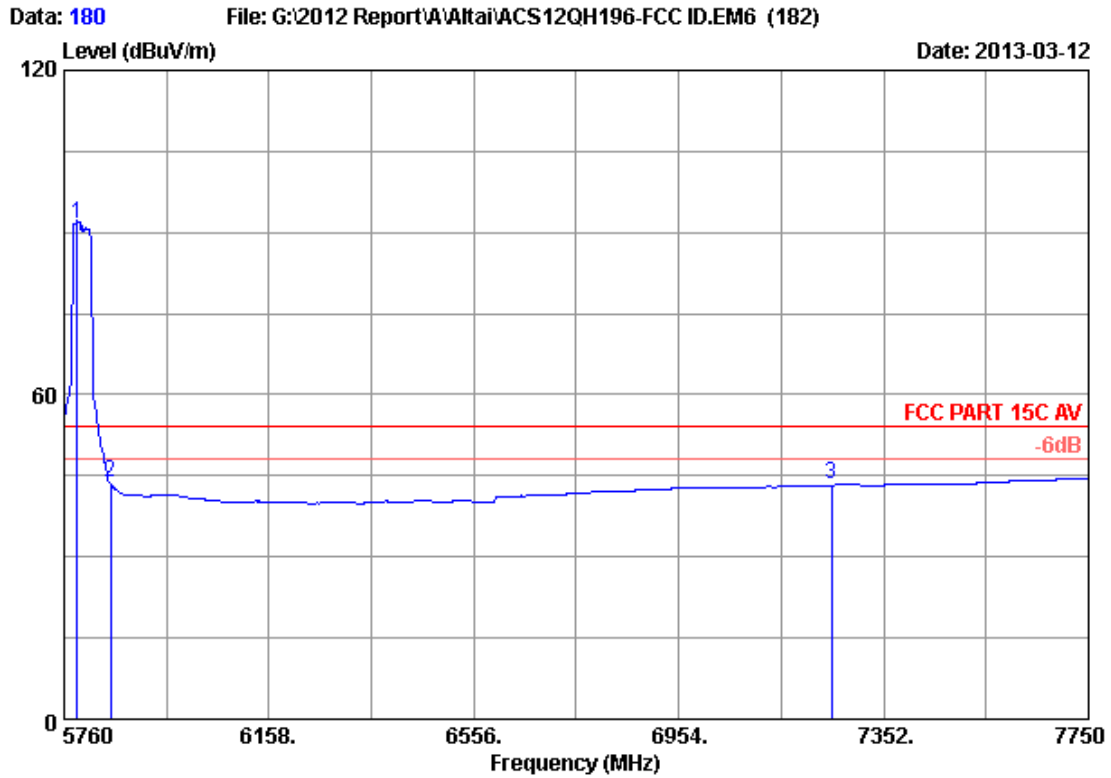


Site no. : 3m Chamber Data no. : 179
 Dis. / Ant. : 3m 2013 3115 (4580) Ant. pol. : HORIZONTAL
 Limit : FCC PART 15C PEAK
 Env. / Ins. : 23°C/54% Engineer : Leo-Li
 EUT : ASn Super WiFi Base Station
 Power supply : DC 56V From Adapter Input AC 120V/60Hz
 Test mode : IEEE802.11nHT40 CH159 5795MHz Tx
 WA8011N-X

	Freq. (MHz)	Ant. Factor (dB/m)	Cable loss (dB)	Amp. Factor (dB)	Reading (dBuV)	Emission Level (dBuV/m)	Limits (dBuV/m)	Margin (dB)	Remark
1	5793.830	34.12	9.60	35.70	95.93	103.95	74.00	-29.95	Peak
2	5850.000	34.14	9.66	35.70	48.26	56.36	74.00	17.64	Peak
3	5859.500	34.14	9.67	35.70	49.73	57.84	74.00	16.16	Peak
4	7250.000	36.05	10.99	35.45	42.29	53.88	74.00	20.12	Peak
5	7694.280	36.79	11.22	35.36	44.68	57.33	74.00	16.67	Peak

Remarks:

1. Emission Level= Antenna Factor + Cable Loss -Amp Factor + Reading.
2. The emission levels that are 20dB below the official limit are not reported.

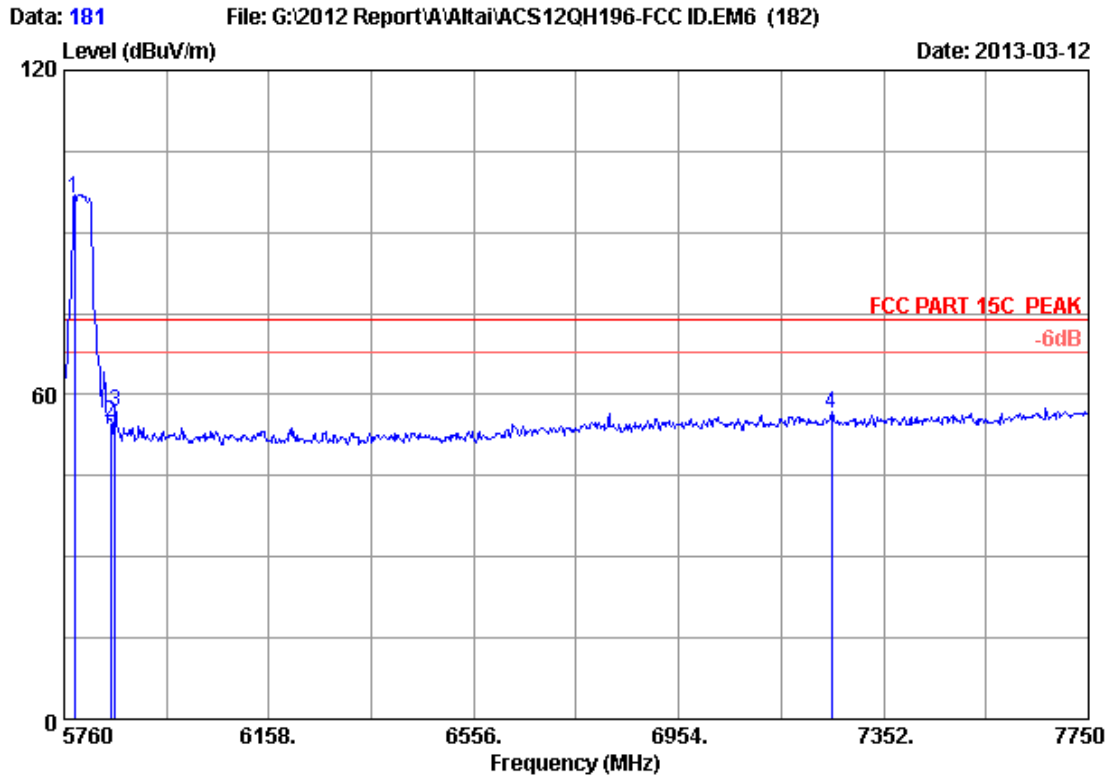


Site no. : 3m Chamber Data no. : 180
 Dis. / Ant. : 3m 2013 3115 (4580) Ant. pol. : HORIZONTAL
 Limit : FCC PART 15C AV
 Env. / Ins. : 23°C/54% Engineer : Leo-Li
 EUT : ASn Super WiFi Base Station
 Power supply : DC 56V From Adapter Input AC 120V/60Hz
 Test mode : IEEE802.11nHT40 CH159 5795MHz Tx
 WA8011N-X

	Freq. (MHz)	Ant. Factor (dB/m)	Cable loss (dB)	Amp. Factor (dB)	Reading (dBuV)	Emission Level (dBuV/m)	Limits (dBuV/m)	Margin (dB)	Remark
1	5785.870	34.11	9.59	35.70	83.46	91.46	54.00	-37.46	Average
2	5850.000	34.14	9.66	35.70	35.67	43.77	54.00	10.23	Average
3	7250.000	36.05	10.99	35.45	31.84	43.43	54.00	10.57	Average

Remarks:

1. Emission Level= Antenna Factor + Cable Loss -Amp Factor + Reading.
2. The emission levels that are 20dB below the official limit are not reported.

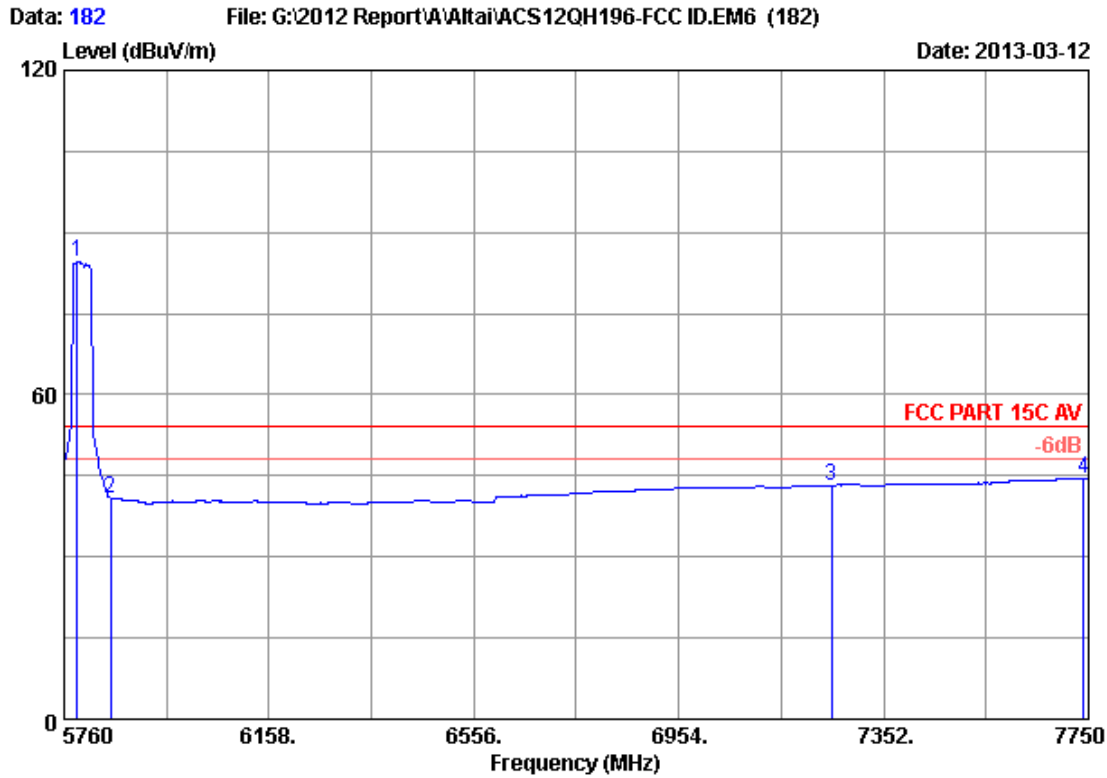


Site no. : 3m Chamber Data no. : 181
 Dis. / Ant. : 3m 2013 3115 (4580) Ant. pol. : VERTICAL
 Limit : FCC PART 15C PEAK
 Env. / Ins. : 23°C/54% Engineer : Leo-Li
 EUT : ASn Super WiFi Base Station
 Power supply : DC 56V From Adapter Input AC 120V/60Hz
 Test mode : IEEE802.11nHT40 CH159 5795MHz Tx
 WA8011N-X

	Freq. (MHz)	Ant. Factor (dB/m)	Cable loss (dB)	Amp. Factor (dB)	Reading (dBuV)	Emission Level (dBuV/m)	Limits (dBuV/m)	Margin (dB)	Remark
1	5779.900	34.11	9.58	35.70	88.36	96.35	74.00	-22.35	Peak
2	5850.000	34.14	9.66	35.70	46.84	54.94	74.00	19.06	Peak
3	5859.500	34.14	9.67	35.70	48.74	56.85	74.00	17.15	Peak
4	7250.000	36.05	10.99	35.45	44.96	56.55	74.00	17.45	Peak

Remarks:

1. Emission Level= Antenna Factor + Cable Loss -Amp Factor + Reading.
2. The emission levels that are 20dB below the official limit are not reported.



Site no. : 3m Chamber Data no. : 182
 Dis. / Ant. : 3m 2013 3115 (4580) Ant. pol. : VERTICAL
 Limit : FCC PART 15C AV
 Env. / Ins. : 23°C/54% Engineer : Leo-Li
 EUT : ASn Super WiFi Base Station
 Power supply : DC 56V From Adapter Input AC 120V/60Hz
 Test mode : IEEE802.11nHT40 CH159 5795MHz Tx
 WA8011N-X

	Freq. (MHz)	Ant. Factor (dB/m)	Cable loss (dB)	Amp. Factor (dB)	Reading (dBUV)	Emission Level (dBUV/m)	Limits (dBUV/m)	Margin (dB)	Remark
1	5785.870	34.11	9.59	35.70	76.61	84.61	54.00	-30.61	Average
2	5850.000	34.14	9.66	35.70	32.80	40.90	54.00	13.10	Average
3	7250.000	36.05	10.99	35.45	31.65	43.24	54.00	10.76	Average
4	7740.050	36.84	11.25	35.35	31.82	44.56	54.00	9.44	Average

Remarks:

1. Emission Level= Antenna Factor + Cable Loss -Amp Factor + Reading.
2. The emission levels that are 20dB below the official limit are not reported.

7. 6dB Bandwidth Test

7.1. Test Equipment

Item	Equipment	Manufacturer	Model No.	Serial No.	Last Cal.	Cal. Interval
1.	Spectrum	Agilent	N9030A	MY51380221	Oct.31, 13	1Year
2.	Attenuator (20dB)	Agilent	8491B	MY39262165	Apr. 28,14	1 Year
3.	RF Cable	Hubersuhner	SUCOFLEX102	28620/2	Apr. 28,14	1 Year

7.2. Limit

For direct sequence systems, the minimum 6dB bandwidth shall be at least 500kHz

7.3. Test Procedure

The transmitter output was connected to a spectrum analyzer, The bandwidth of the fundamental frequency was measured by spectrum analyzer with 300kHz RBW and 1MHz VBW. The 6dB bandwidth is defined as the total spectrum the power of which is higher than peak power minus 6dB.

7.4. Test Results

2.4G:

EUT:A8n Super WiFi Base Station		
M/N:WA8011N-X		
Test date: 2014-08-02	Pressure: 101.2±1.0 kpa	Humidity: 50.7±3.0%
Tested by: Kevin_Hu	Test site: RF site	Temperature:22.5±0.6°C

Cable loss: 1 dB		Attenuator loss: 20 dB		
Test Mode	CH	6dB bandwidth (MHz)		Limit (KHz)
		ANT 1	ANT 2	
11b	CH1	8.099	8.096	>500
	CH6	8.095	8.113	>500
	CH11	8.106	8.096	>500
11g	CH1	16.39	16.39	>500
	CH6	16.39	16.39	>500
	CH11	16.38	16.38	>500
11n HT20	CH1	17.61	17.61	>500
	CH6	17.60	17.61	>500
	CH11	17.60	17.60	>500
11n HT40	CH1	35.15	35.15	>500
	CH4	35.14	35.14	>500
	CH7	35.35	35.42	>500
Conclusion : PASS				

5.8G:

EUT:A8n Super WiFi Base Station		
M/N:WA8011N-X		
Test date: 2014-08-02	Pressure: 101.1±1.0 kpa	Humidity: 50.7\3±3.0%
Tested by: Kevin_Hu	Test site: RF site	Temperature:22.7±0.6 °C

Cable loss: 1 dB		Attenuator loss: 20 dB		
Test Mode	CH	6dB bandwidth (MHz)		Limit (KHz)
		ANT 1	ANT 2	
11a	CH149	16.45	16.46	>500
	CH157	16.38	16.40	>500
	CH165	16.45	16.42	>500
11n HT20	CH149	17.70	17.69	>500
	CH157	17.72	17.71	>500
	CH165	17.70	17.66	>500
11n HT40	CH151	36.37	36.39	>500
	CH159	36.38	36.37	>500

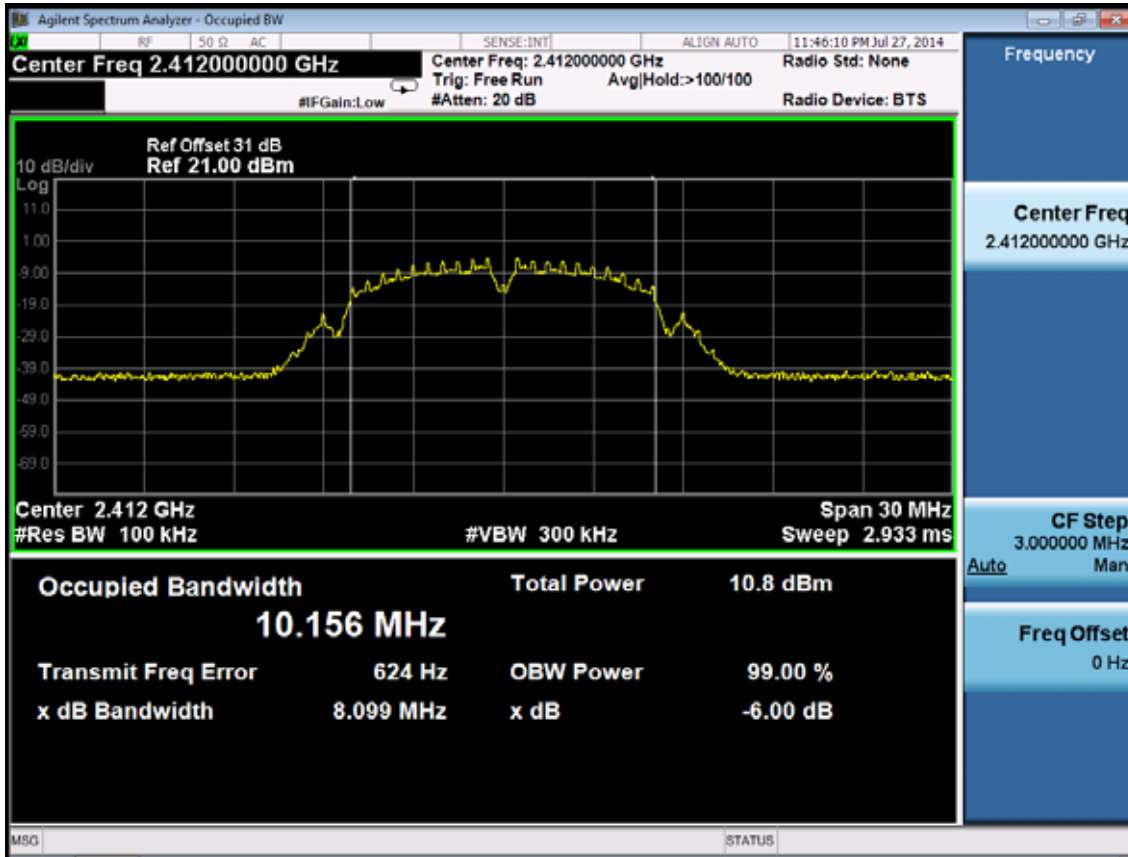
Conclusion : PASS

2.4G:

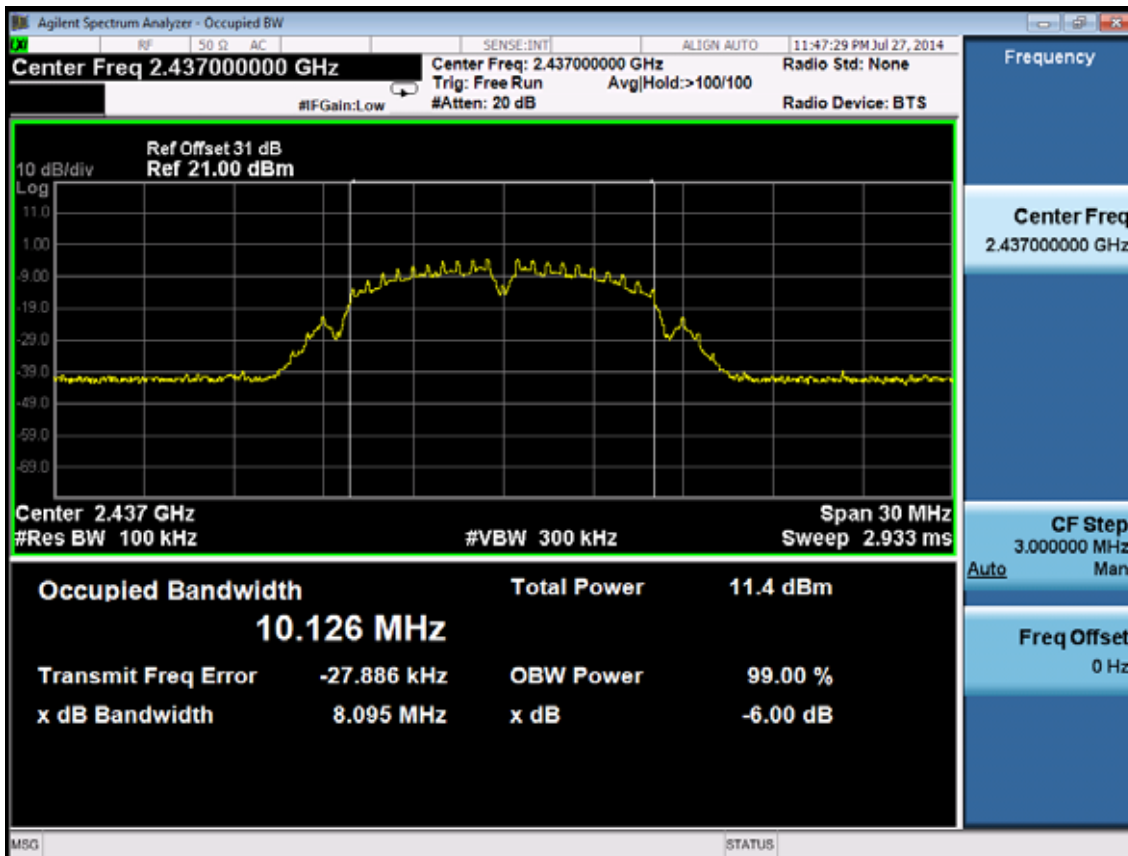
Chain 1:

Test Mode: IEEE 802.11b TX

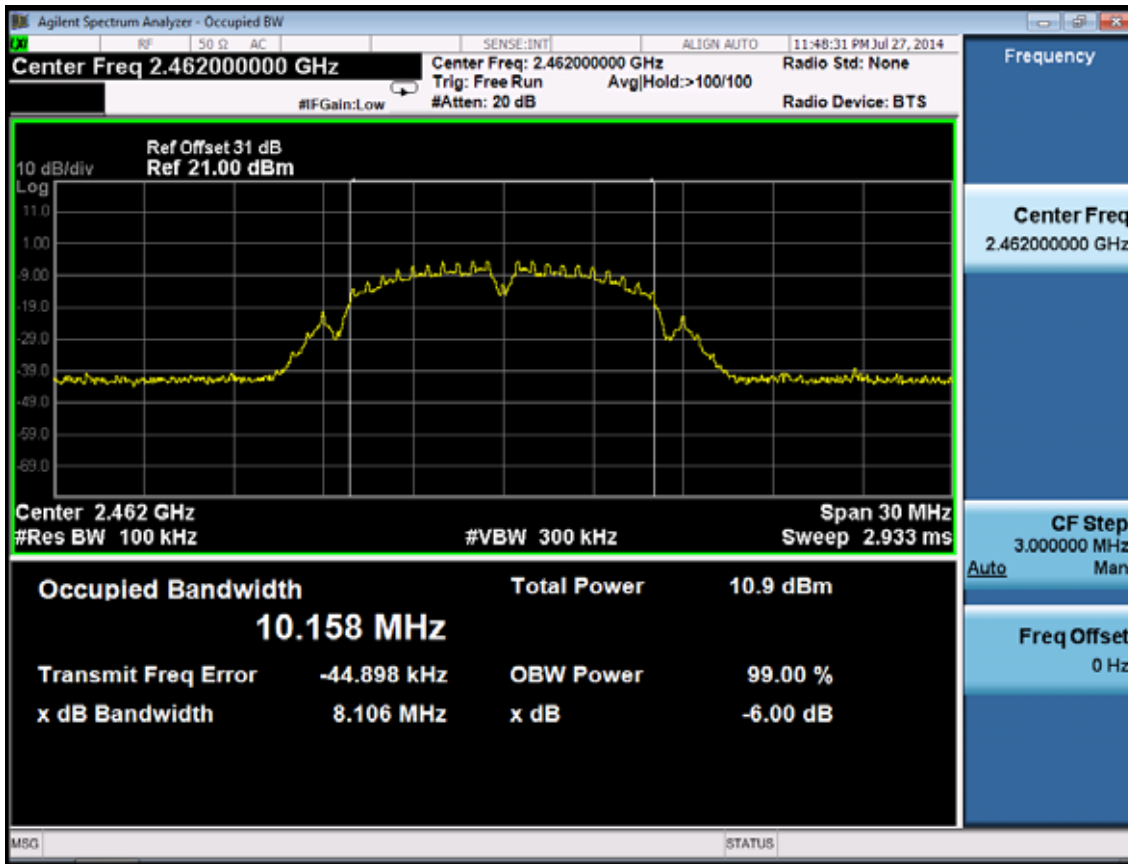
Test CH1: 2412MHz



Test CH6: 2437MHz

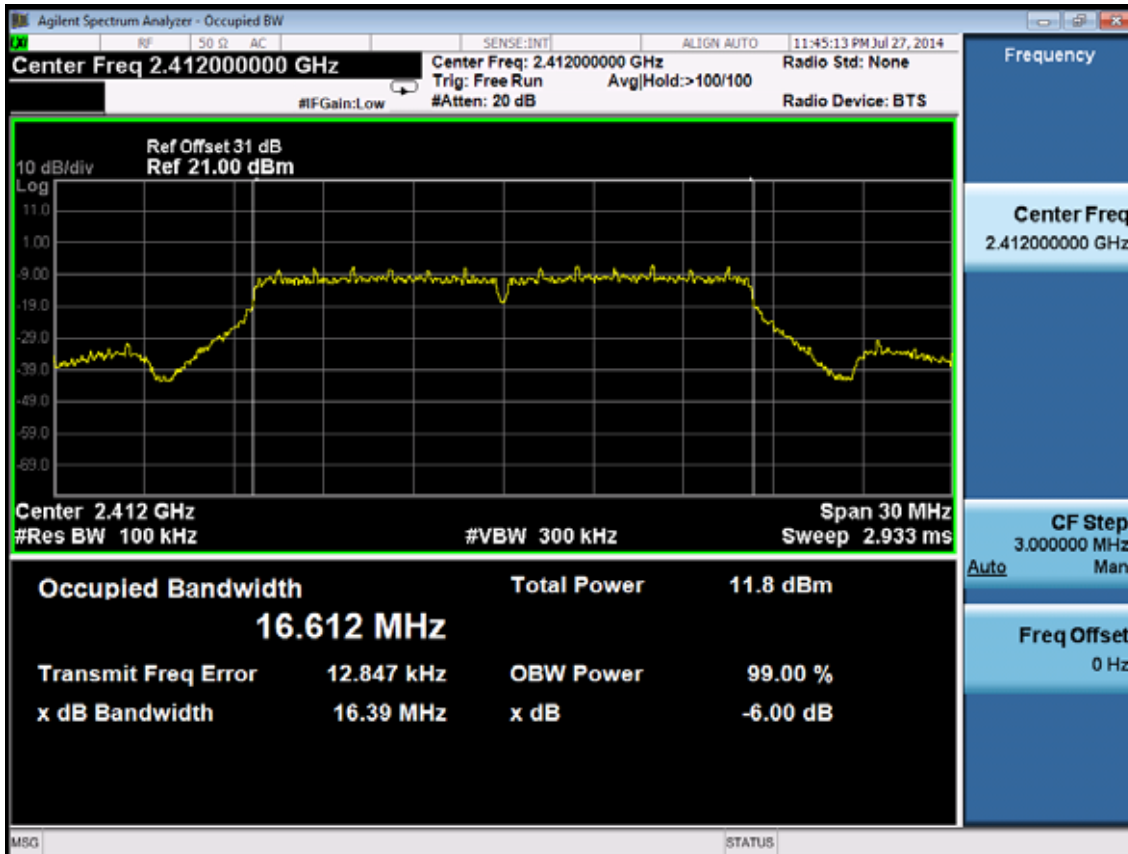


Test CH11: 2462MHz

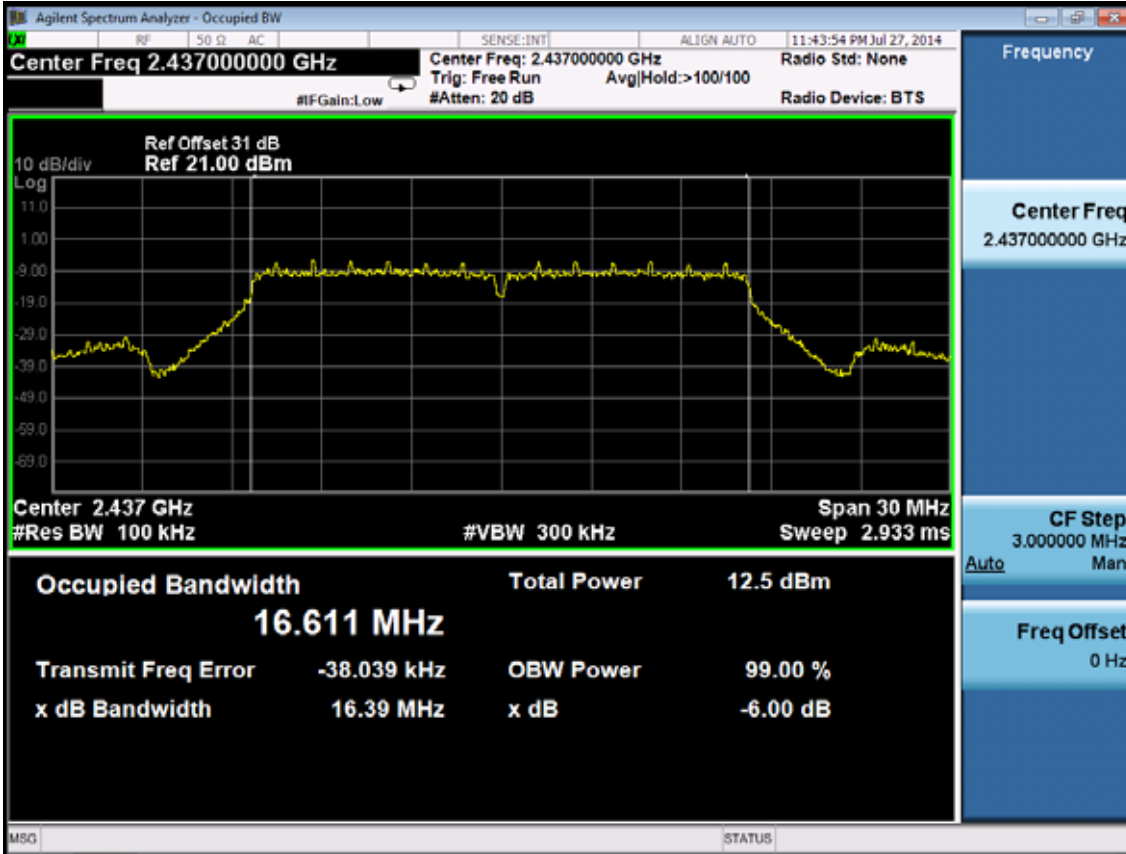


Test Mode: IEEE 802.11g TX

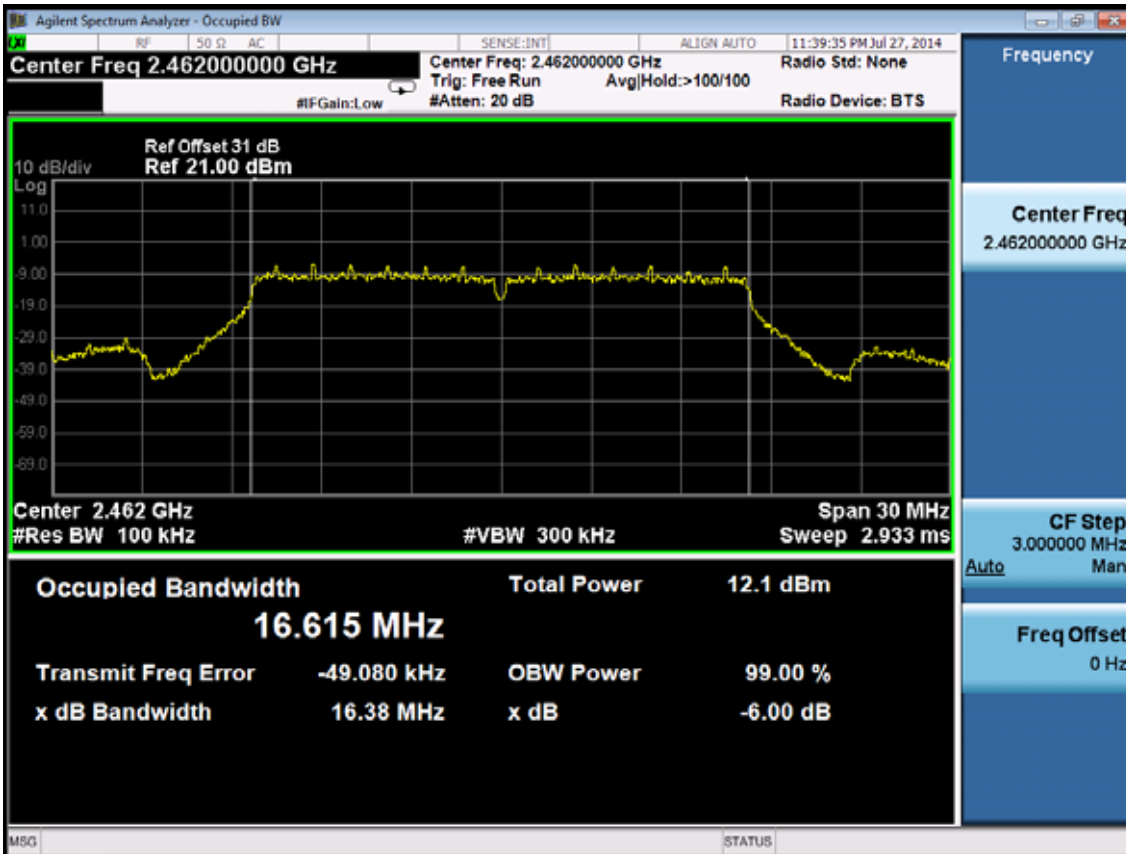
Test CH1: 2412MHz



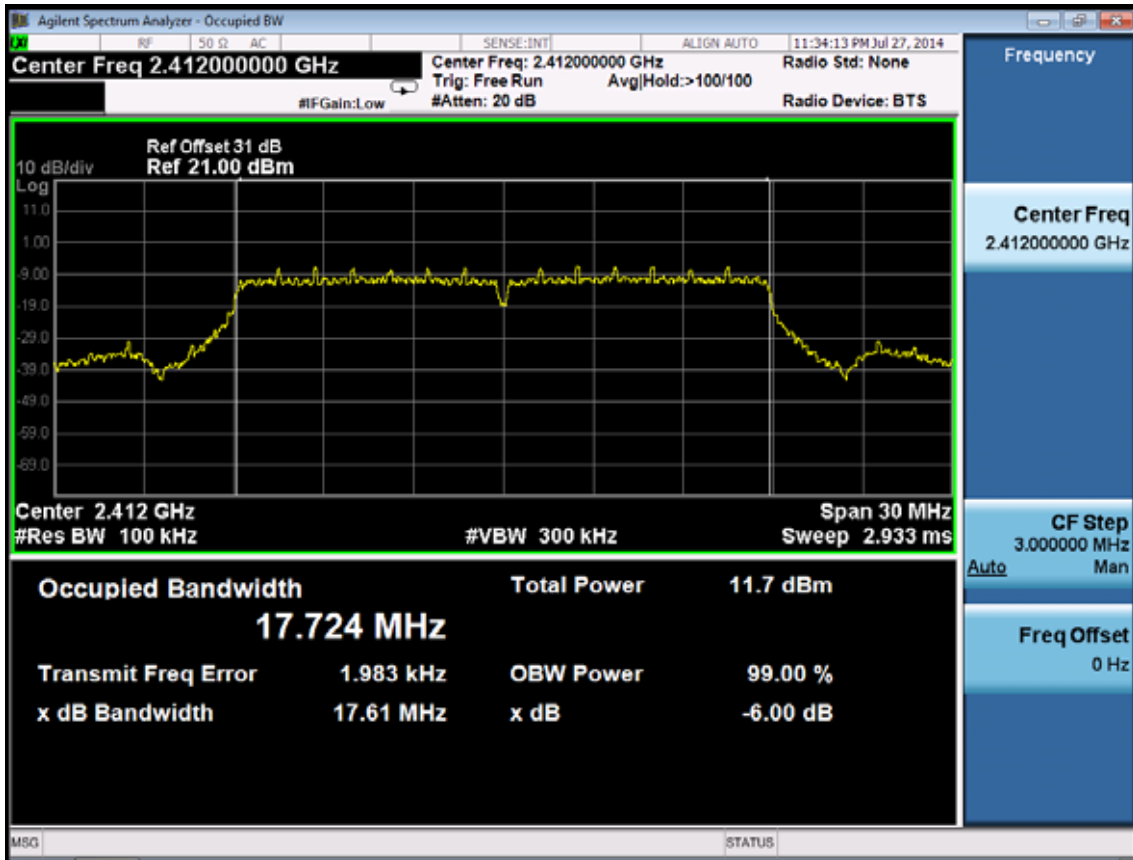
Test CH6: 2437MHz



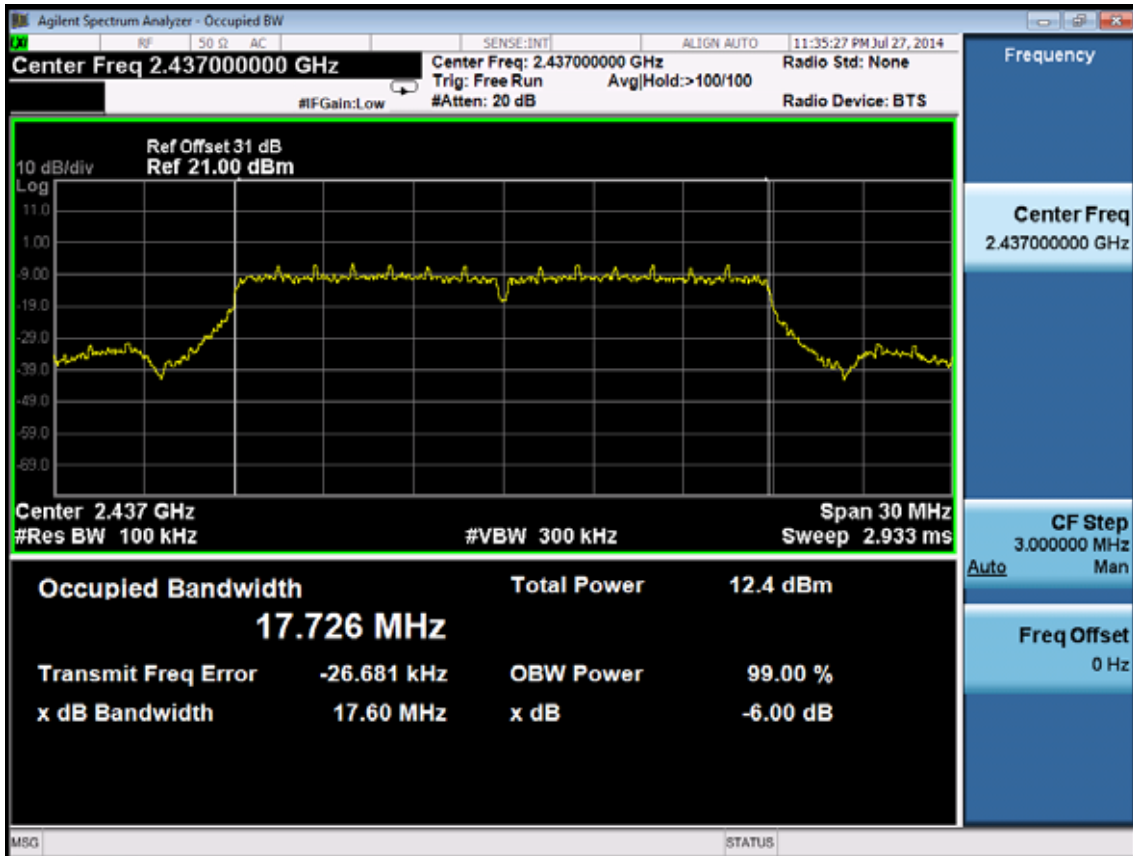
Test CH11: 2462MHz



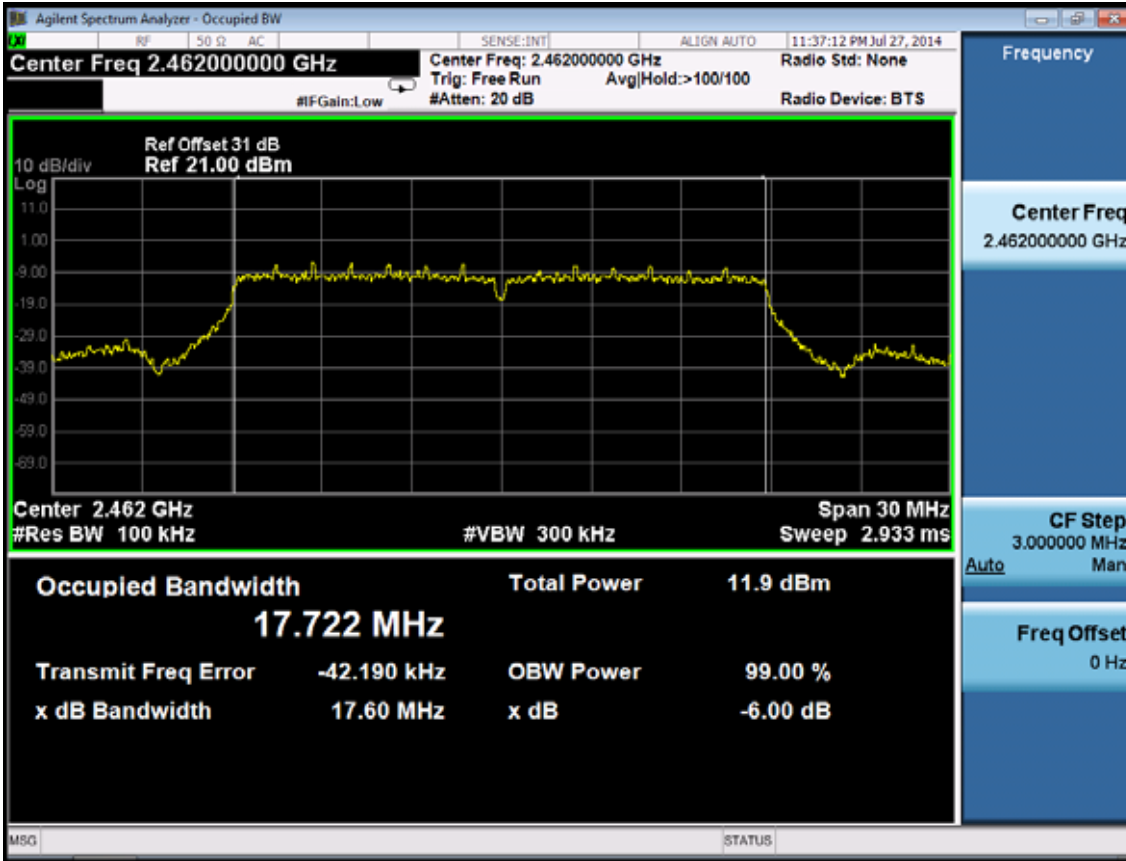
Test Mode: IEEE 802.11n HT20 TX
 Test CH1: 2412MHz



Test CH6: 2437MHz

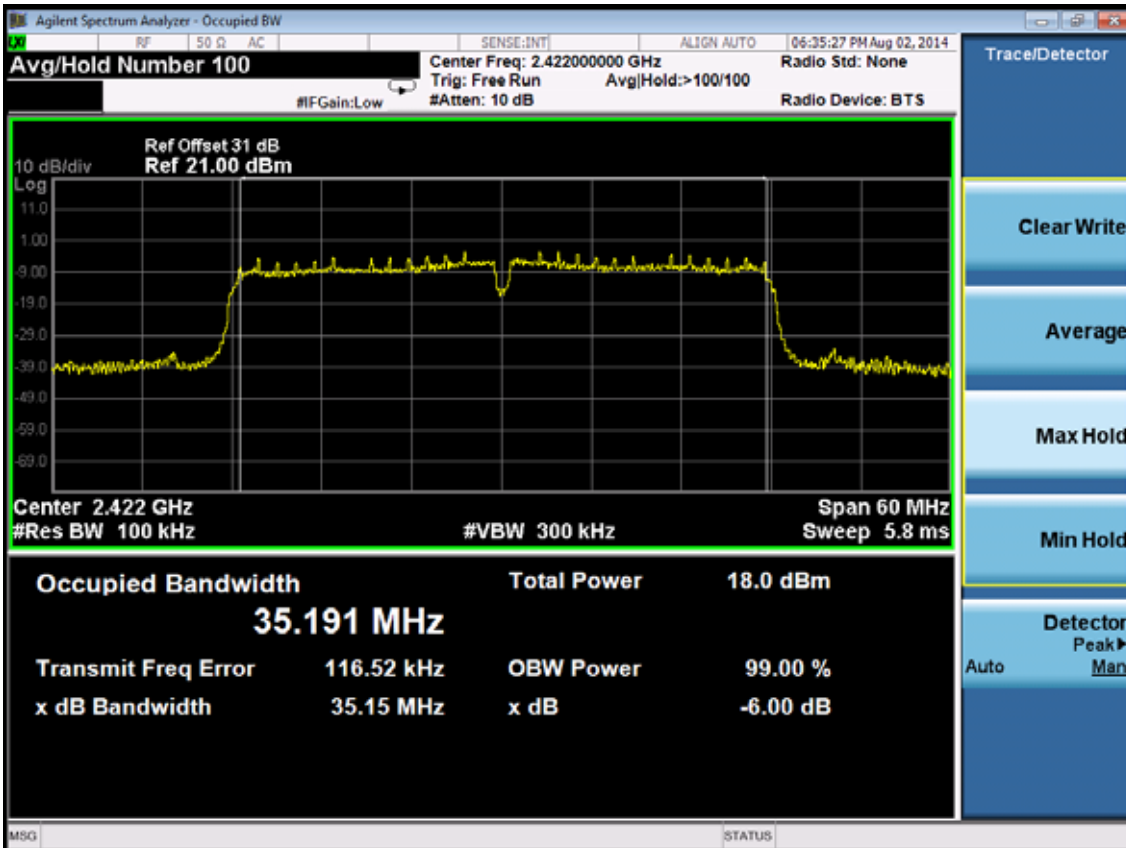


Test CH11: 2462MHz

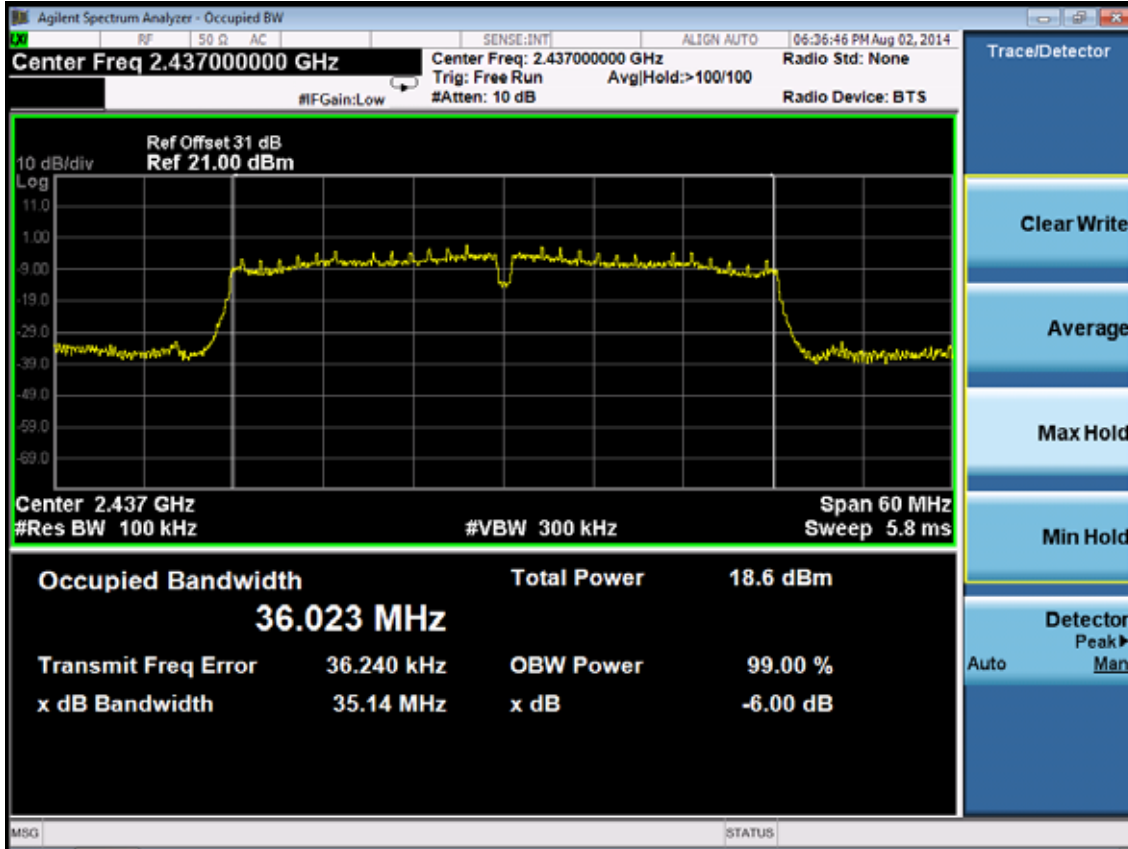


Test Mode: IEEE 802.11n HT40 TX

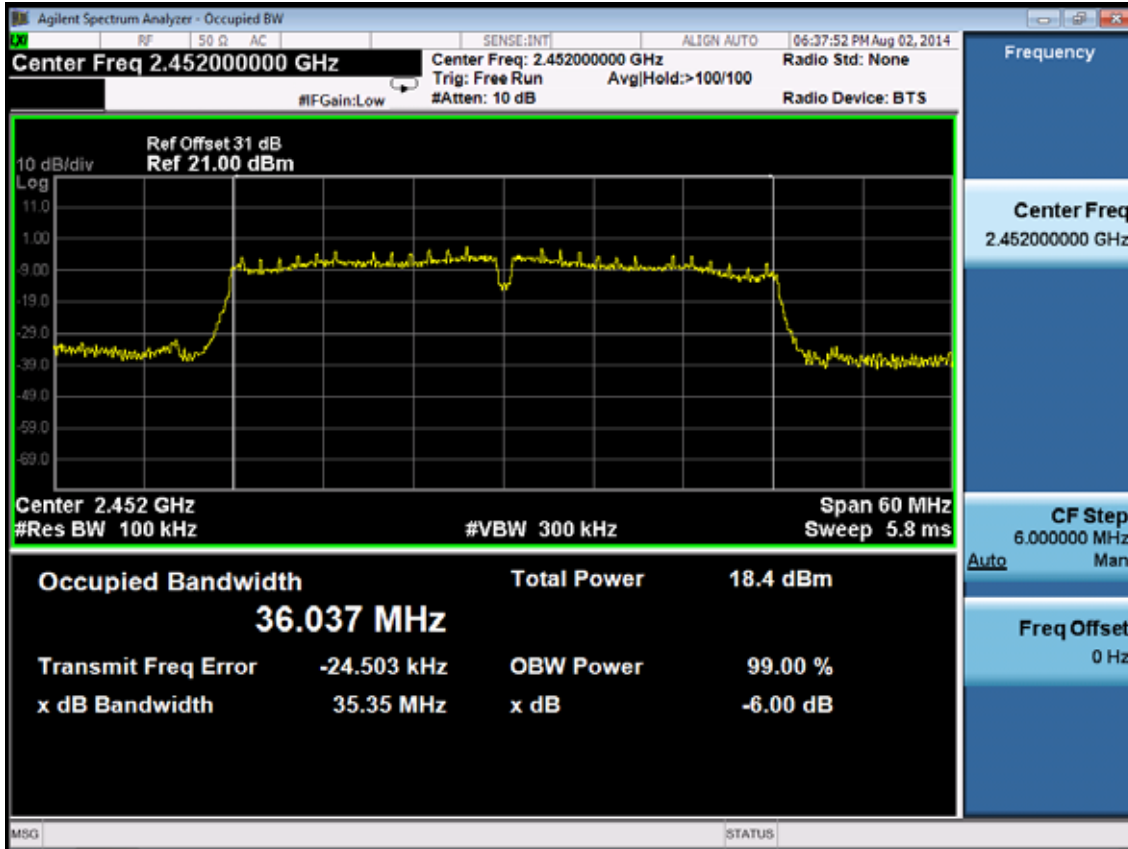
Test CH1: 2422MHz



Test CH4: 2437MHz



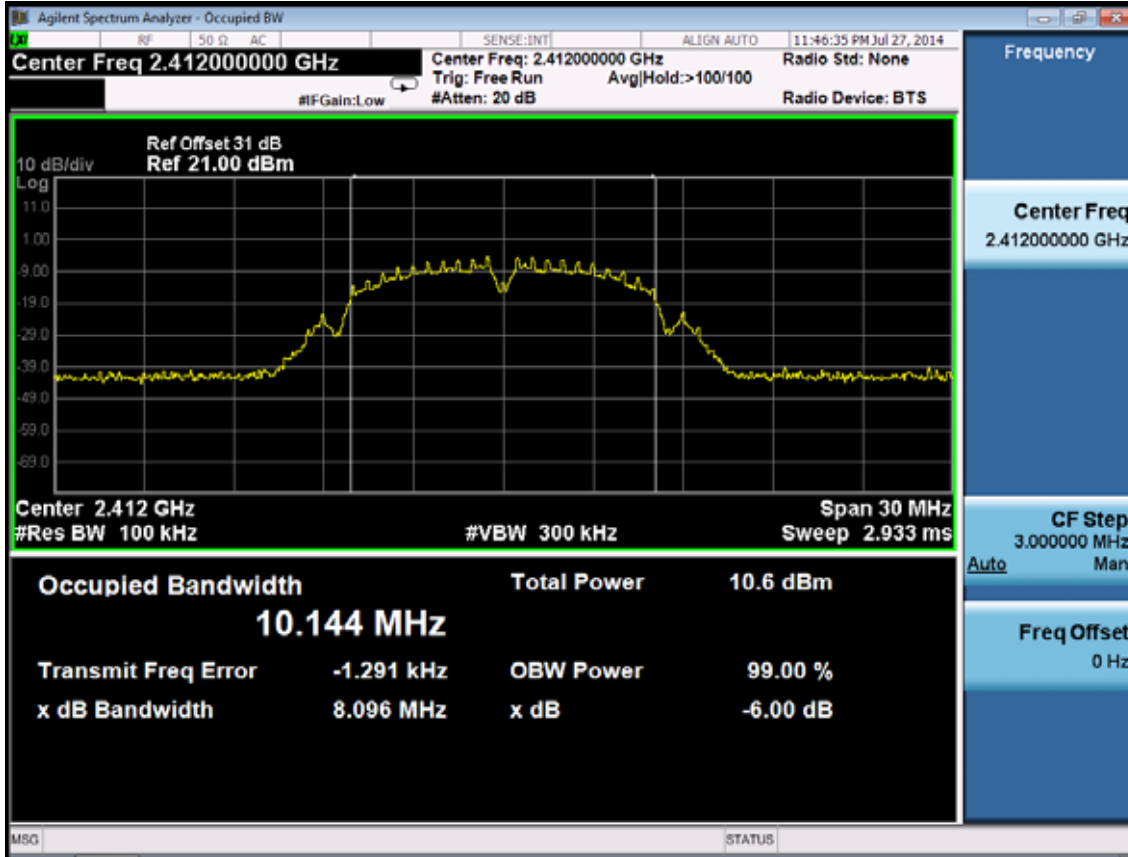
Test CH7: 2452MHz



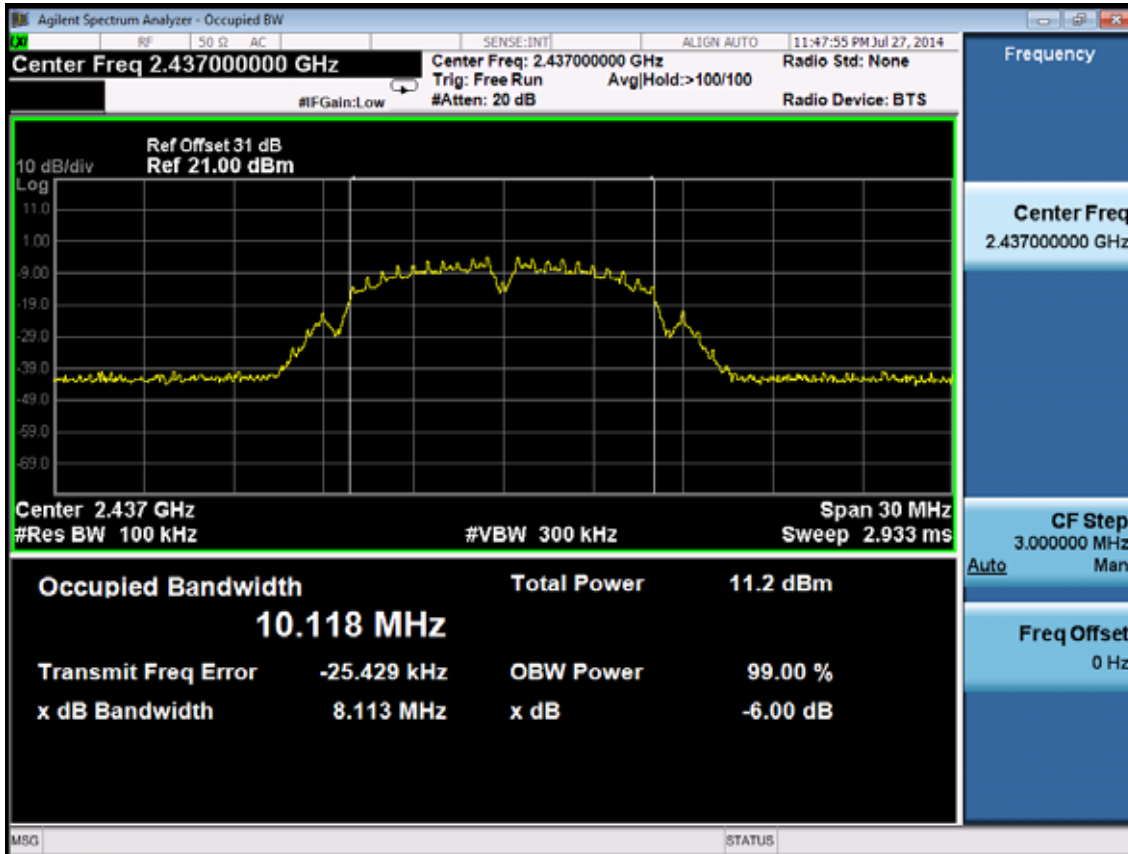
Chain 2:

Test Mode: IEEE 802.11b TX

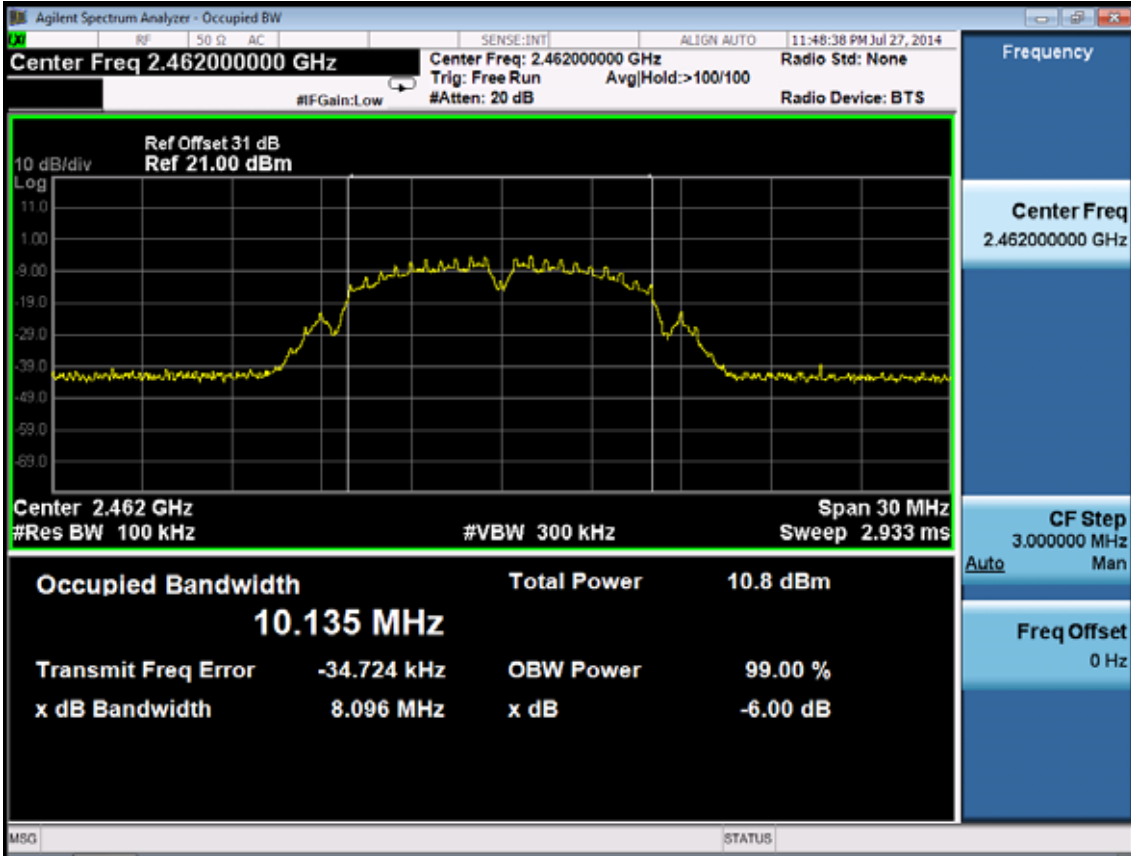
Test CH1: 2412MHz



Test CH6: 2437MHz

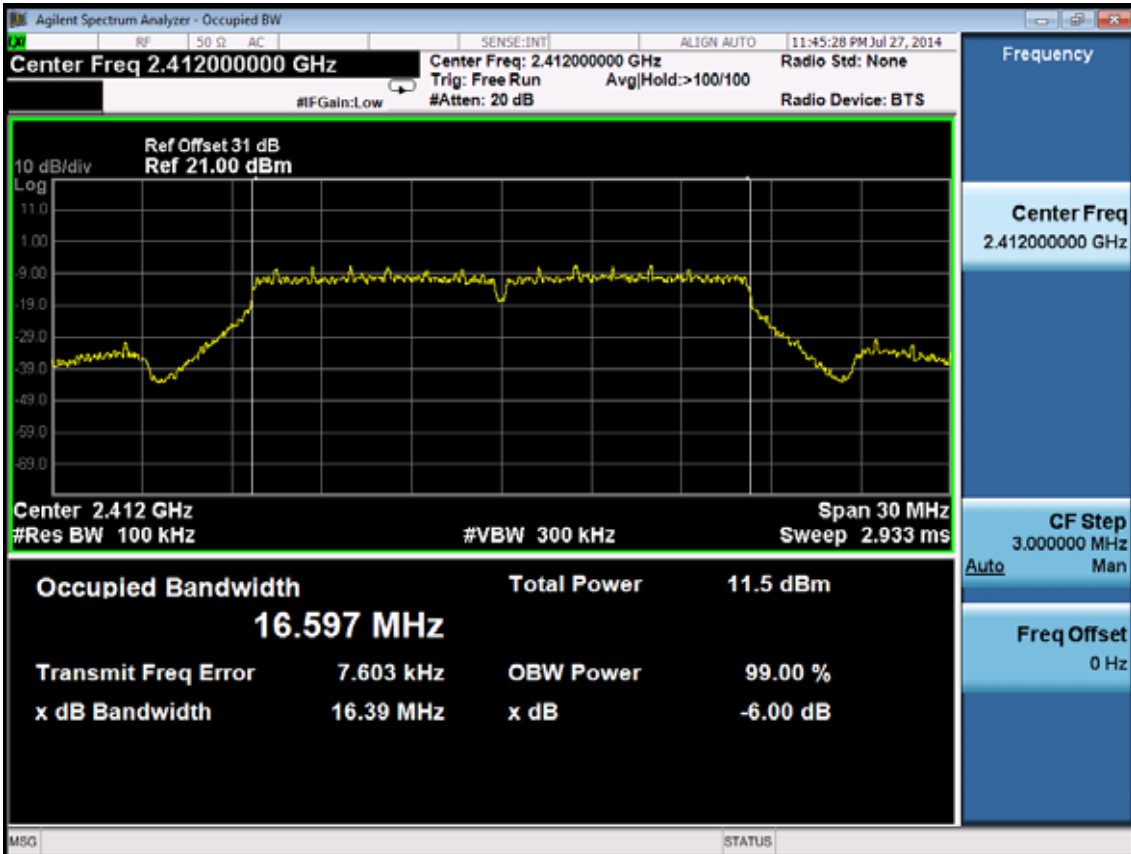


Test CH11: 2462MHz

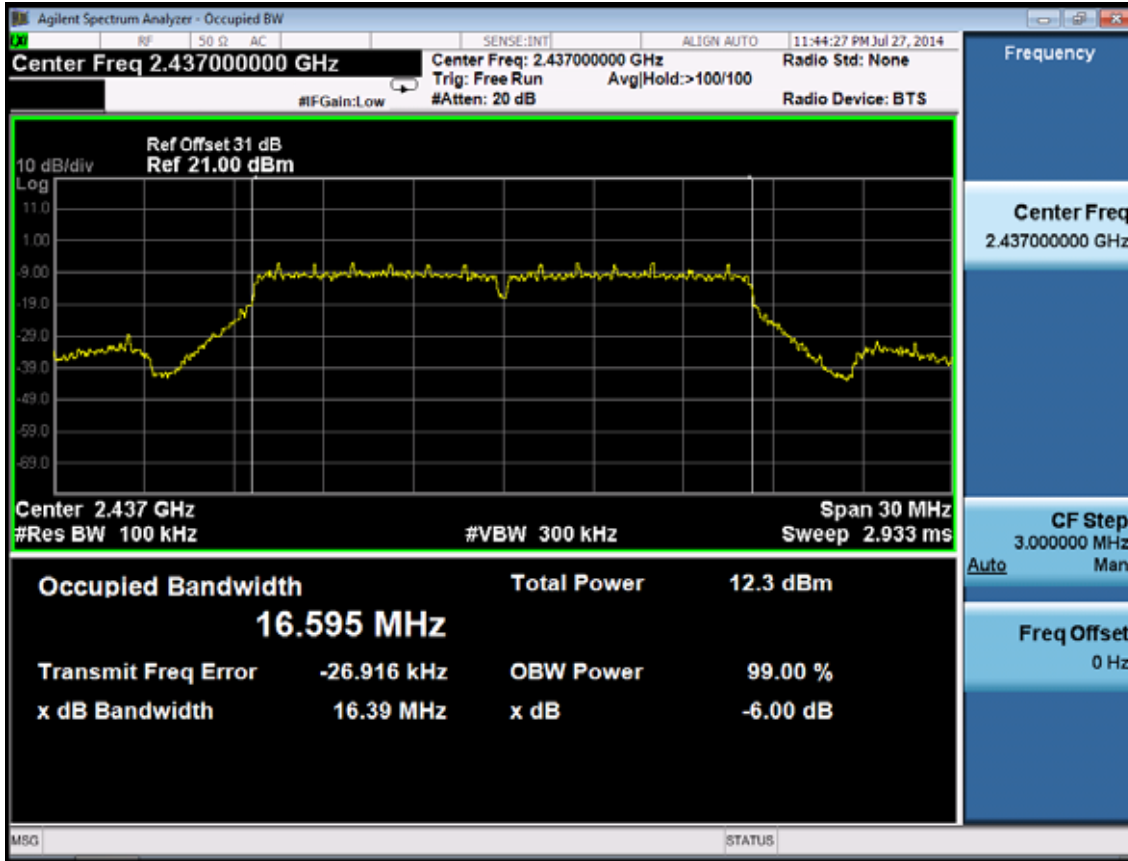


Test Mode: IEEE 802.11g TX

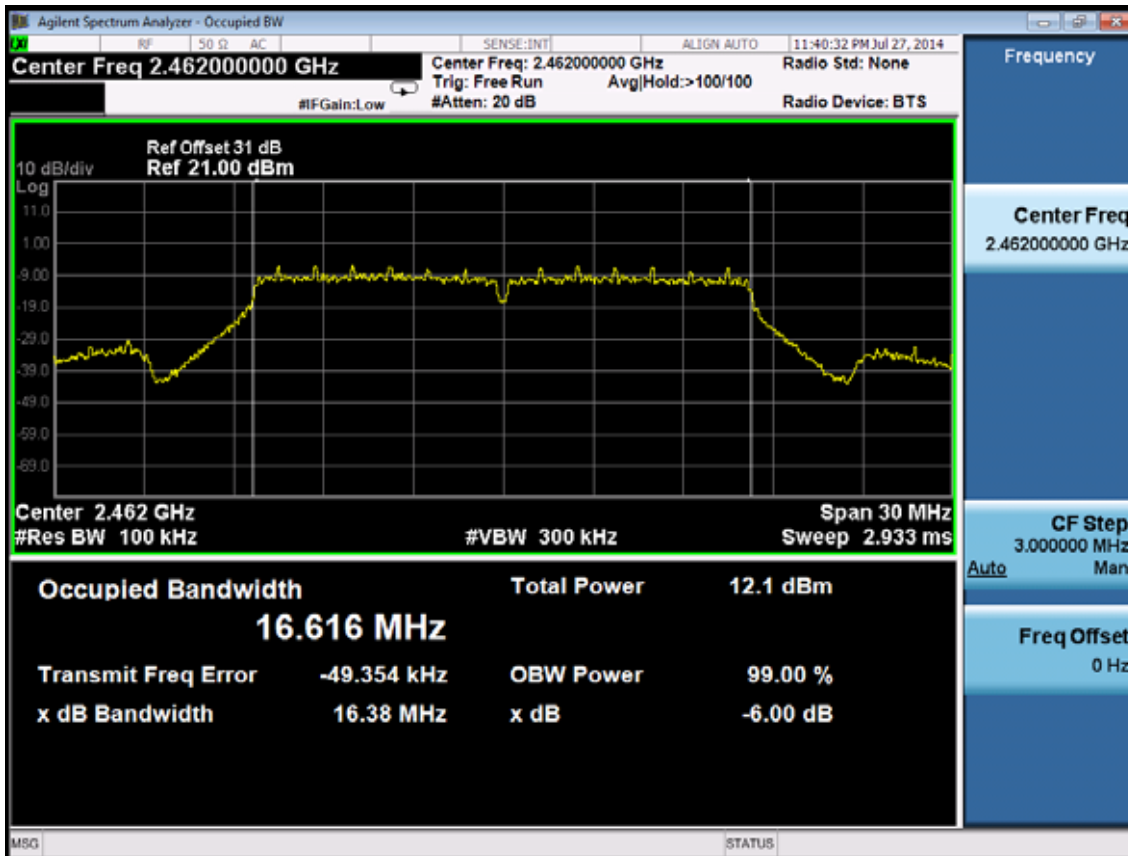
Test CH1: 2412MHz



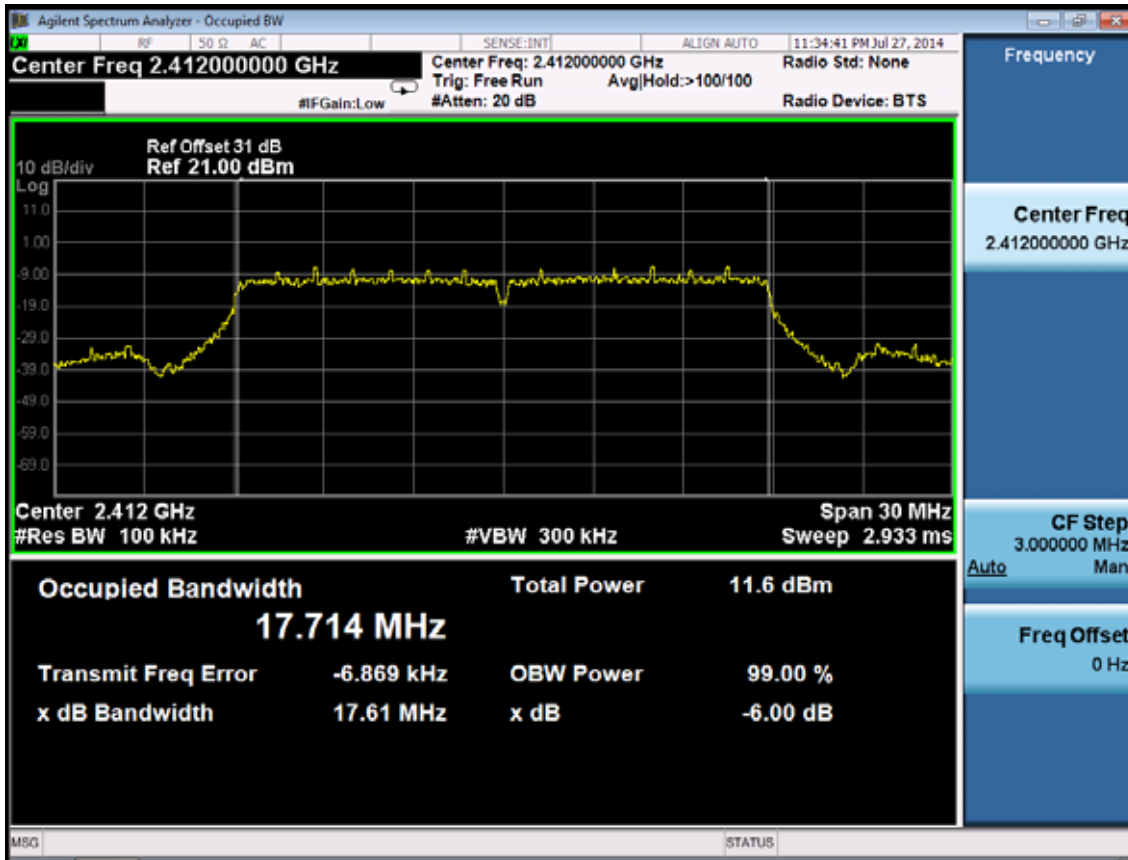
Test CH6: 2437MHz



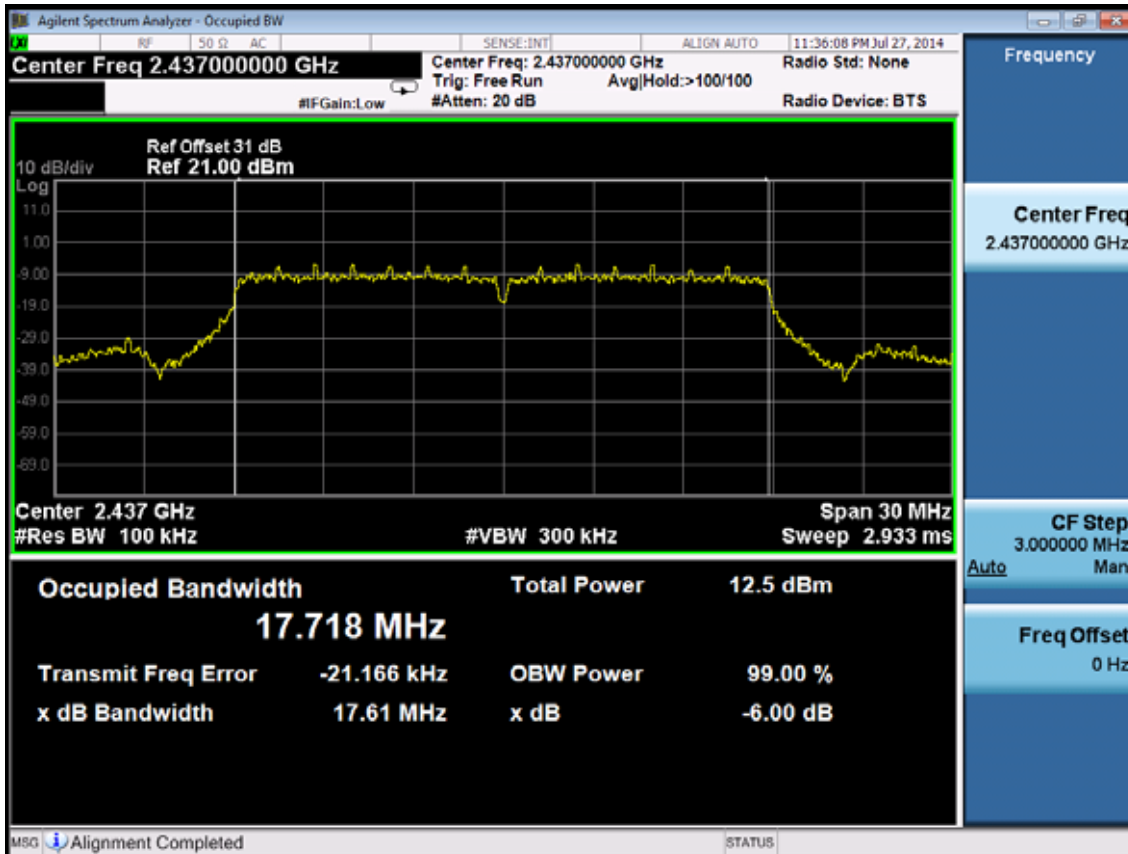
Test CH11: 2462MHz



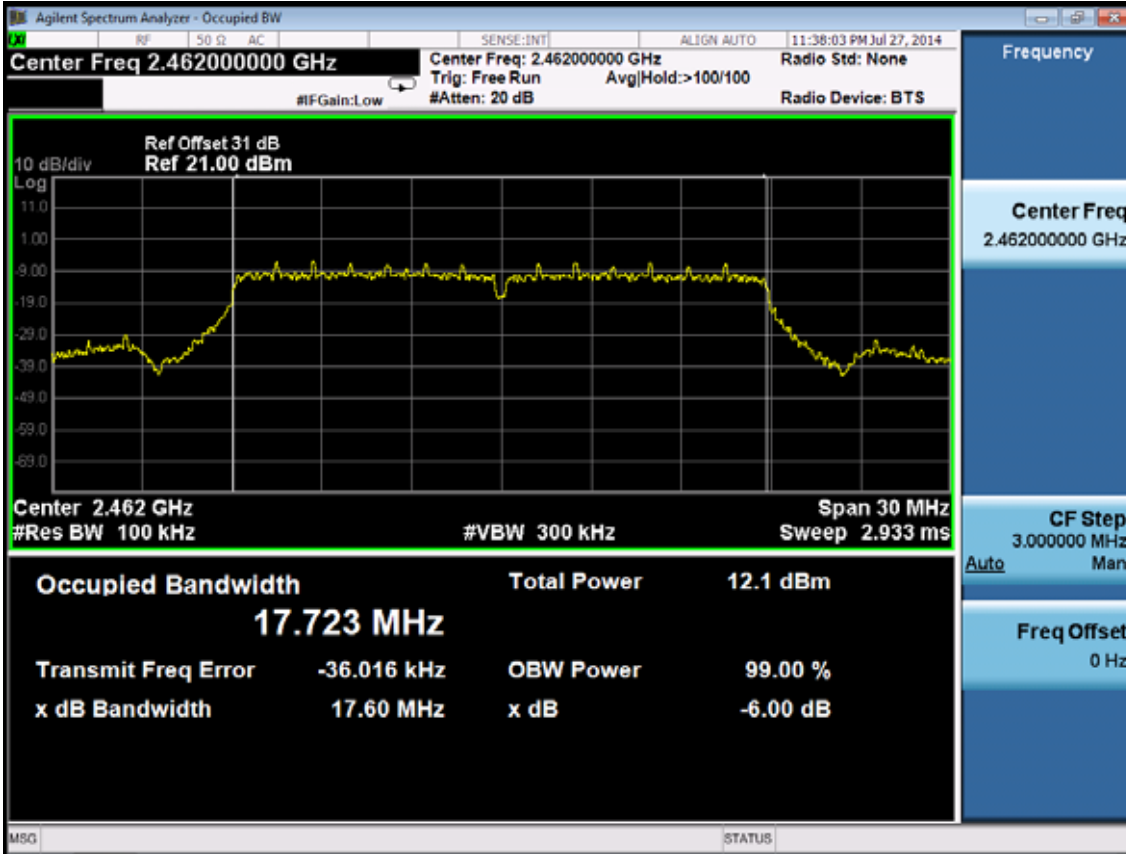
Test Mode: IEEE 802.11n HT20 TX
 Test CH1: 2412MHz



Test CH6: 2437MHz

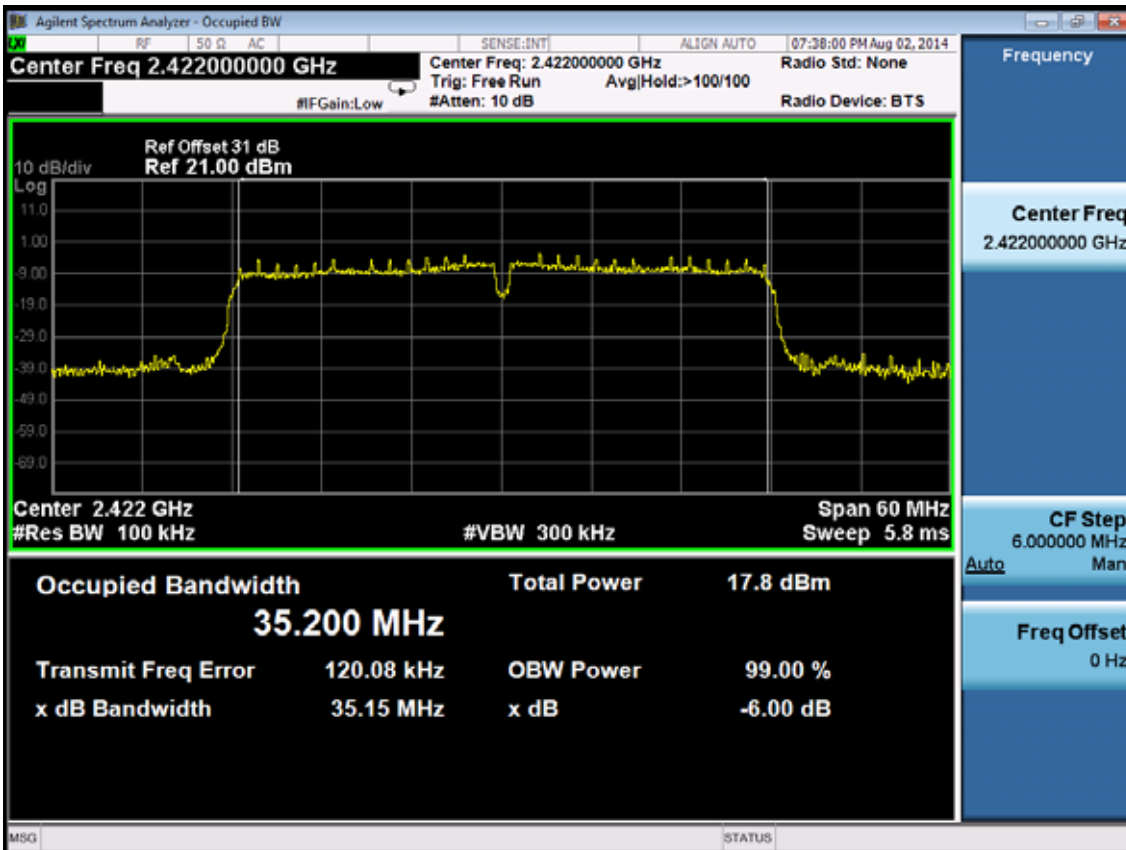


Test CH11: 2462MHz

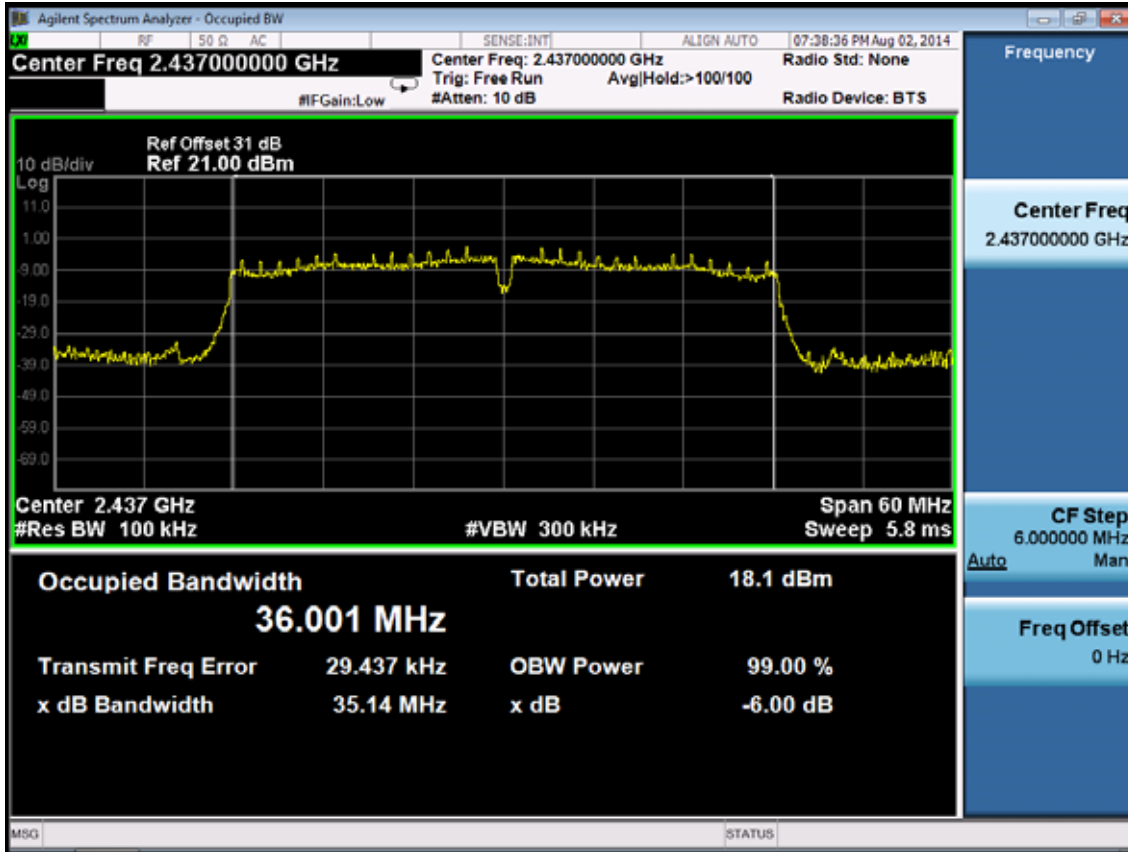


Test Mode: IEEE 802.11n HT40 TX

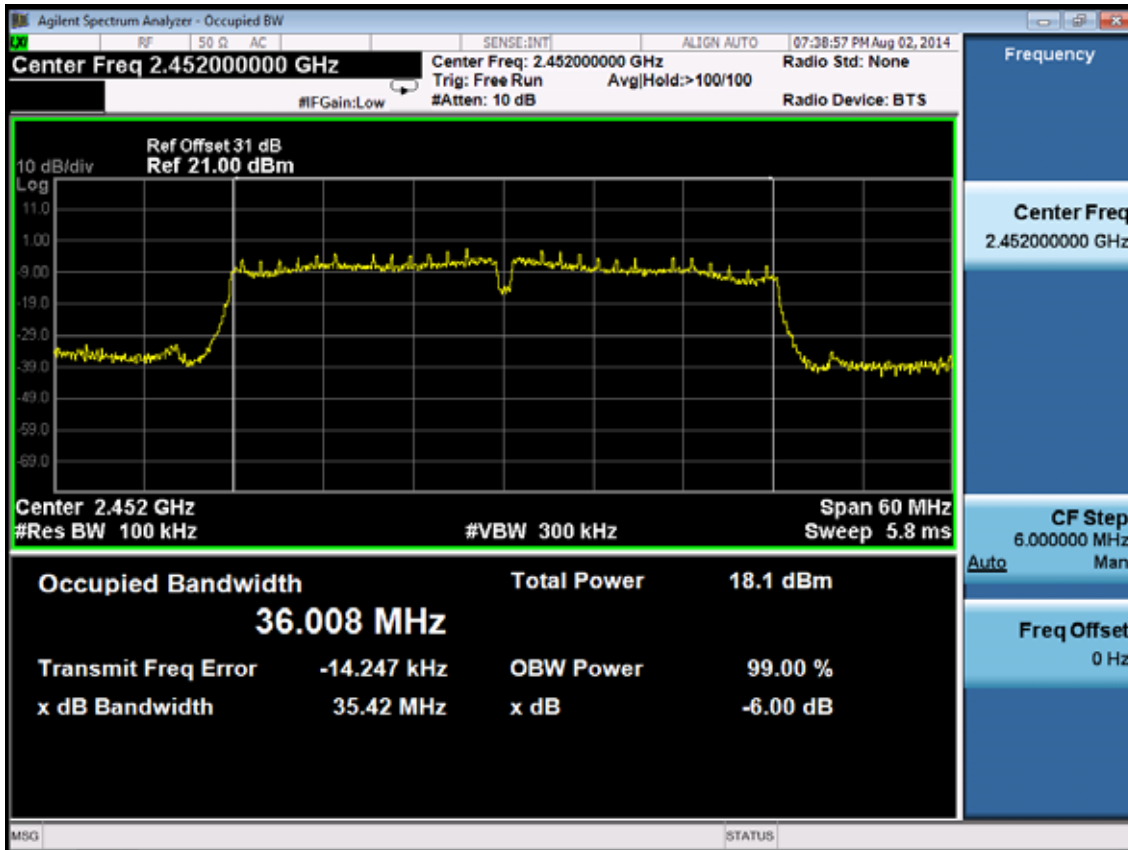
Test CH1: 2422MHz



Test CH4: 2437MHz



Test CH7: 2452MHz

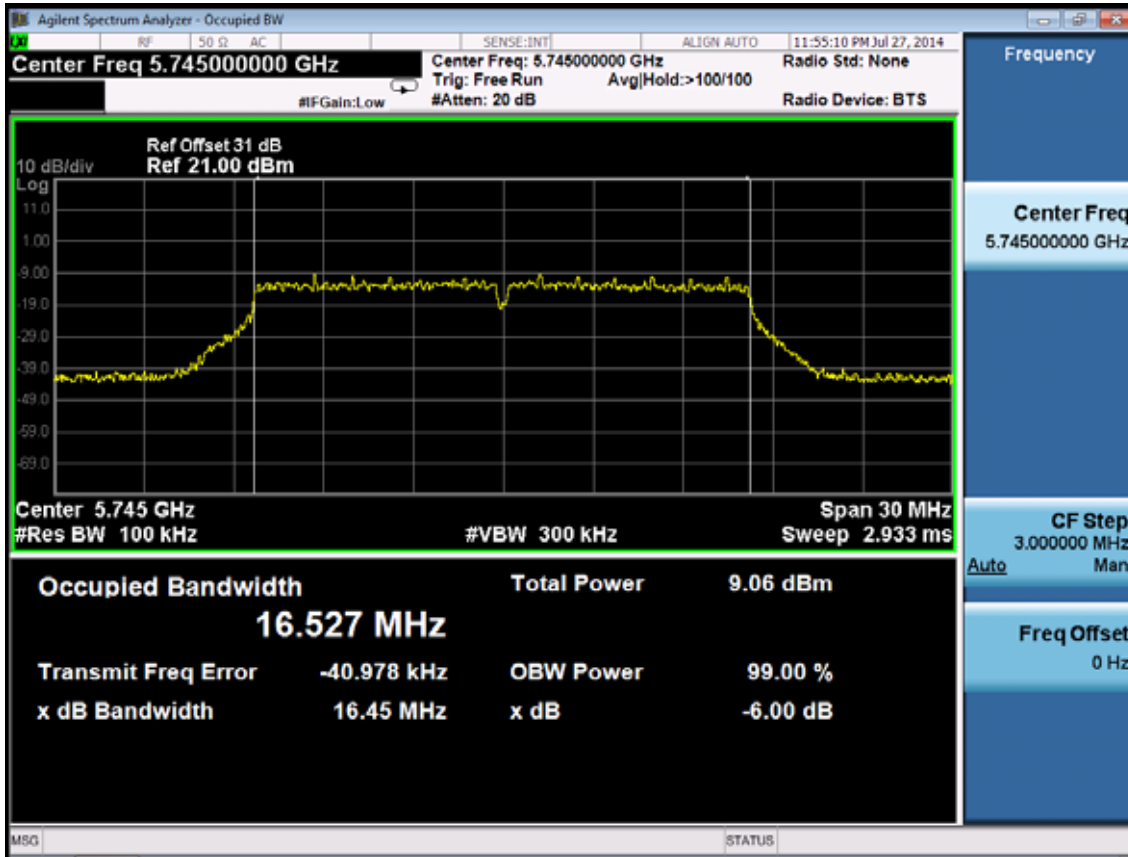


5.8G:

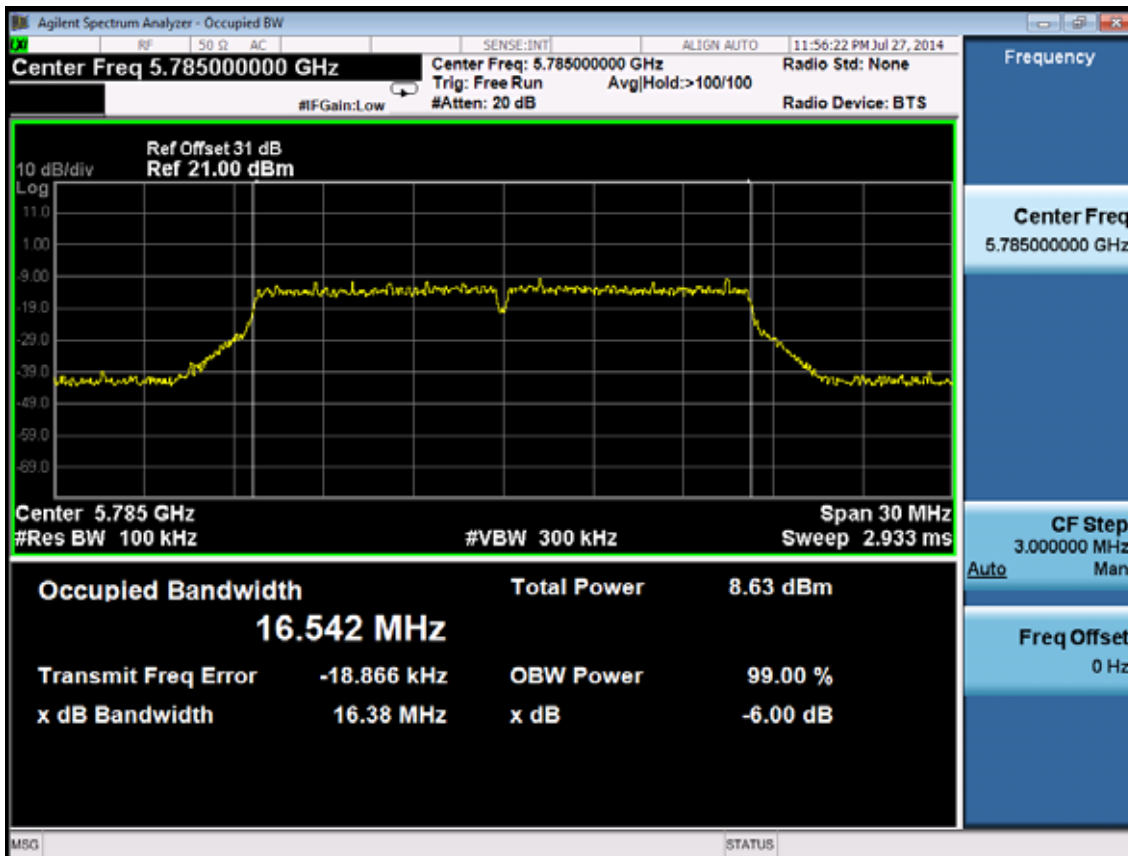
Chain 1:

Test Mode: IEEE 802.11a TX

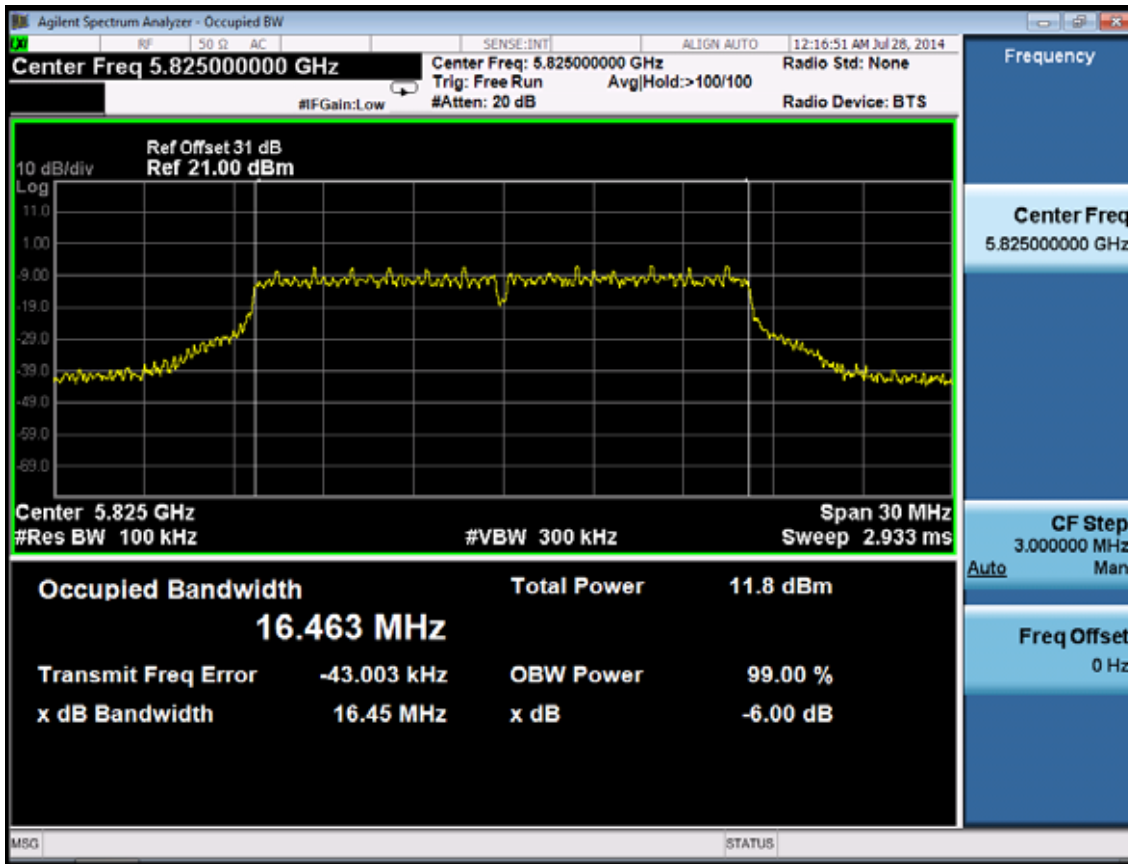
Test CH149: 5745MHz



Test CH157: 5785MHz

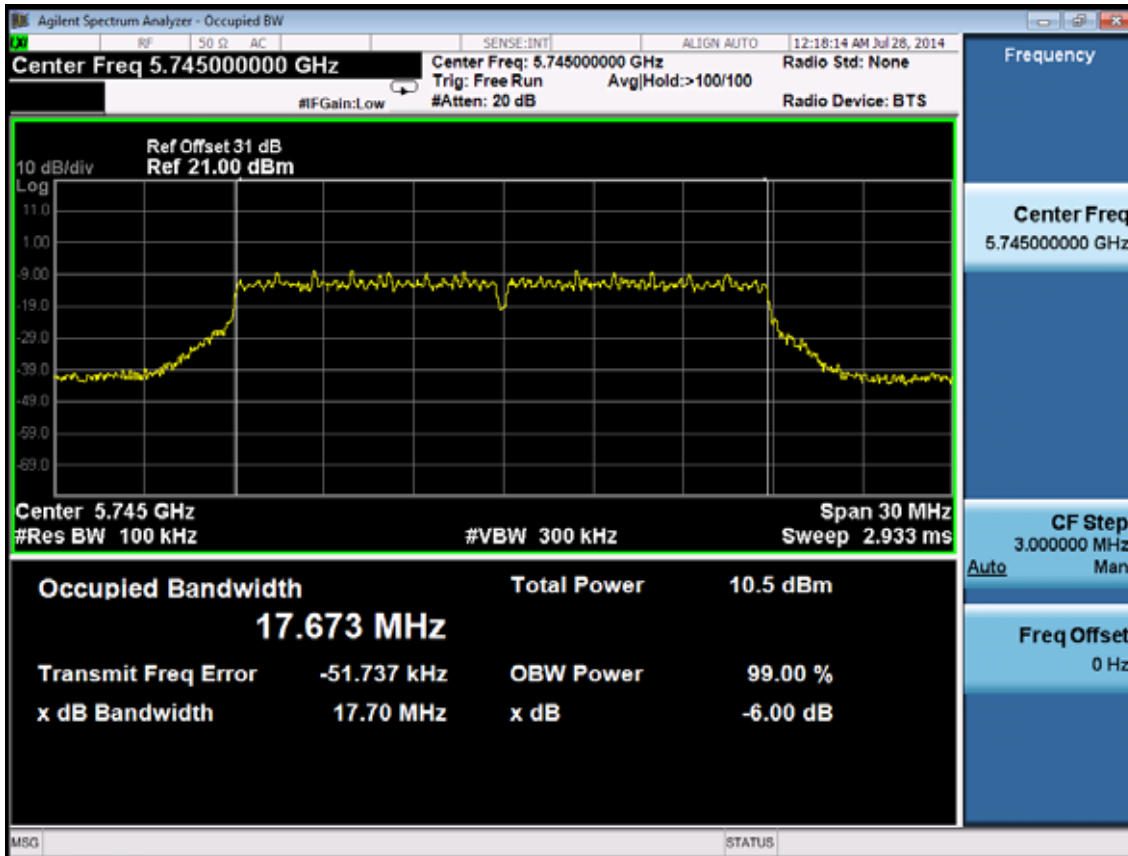


Test CH165: 5825MHz

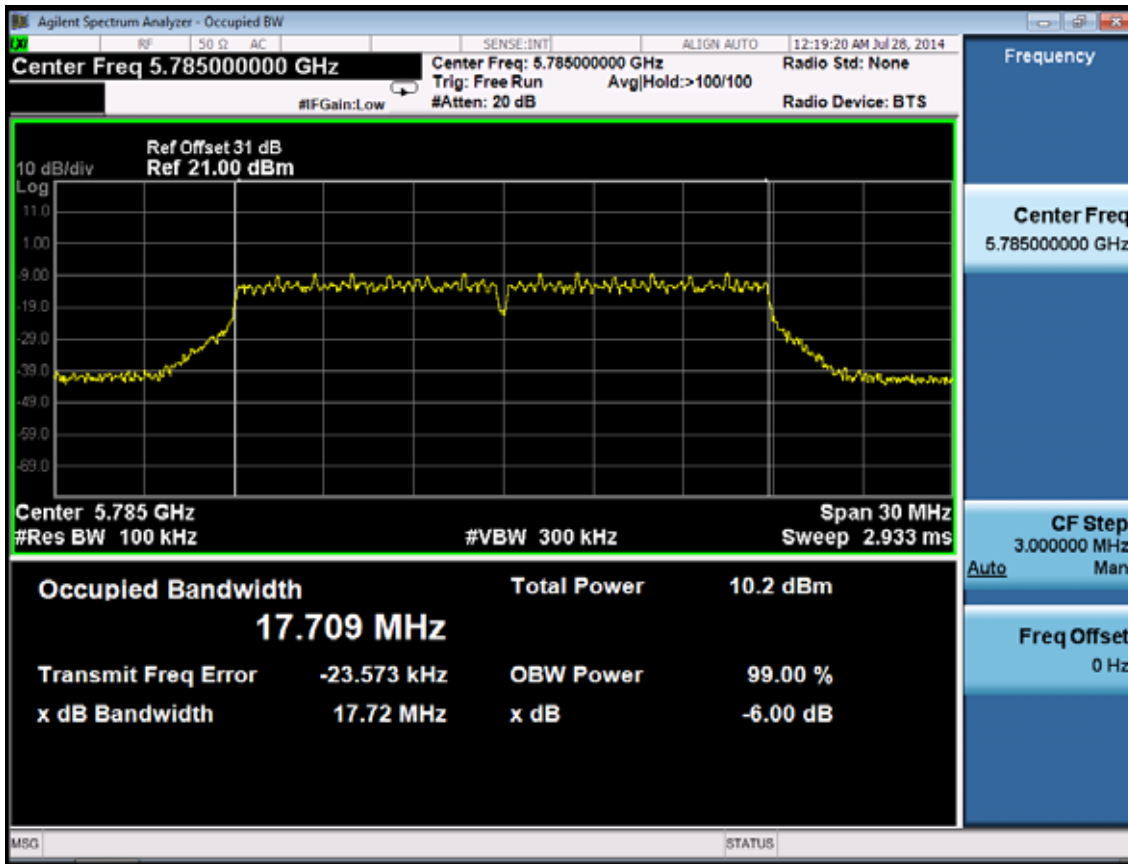


Test Mode: IEEE 802.11n HT20 TX

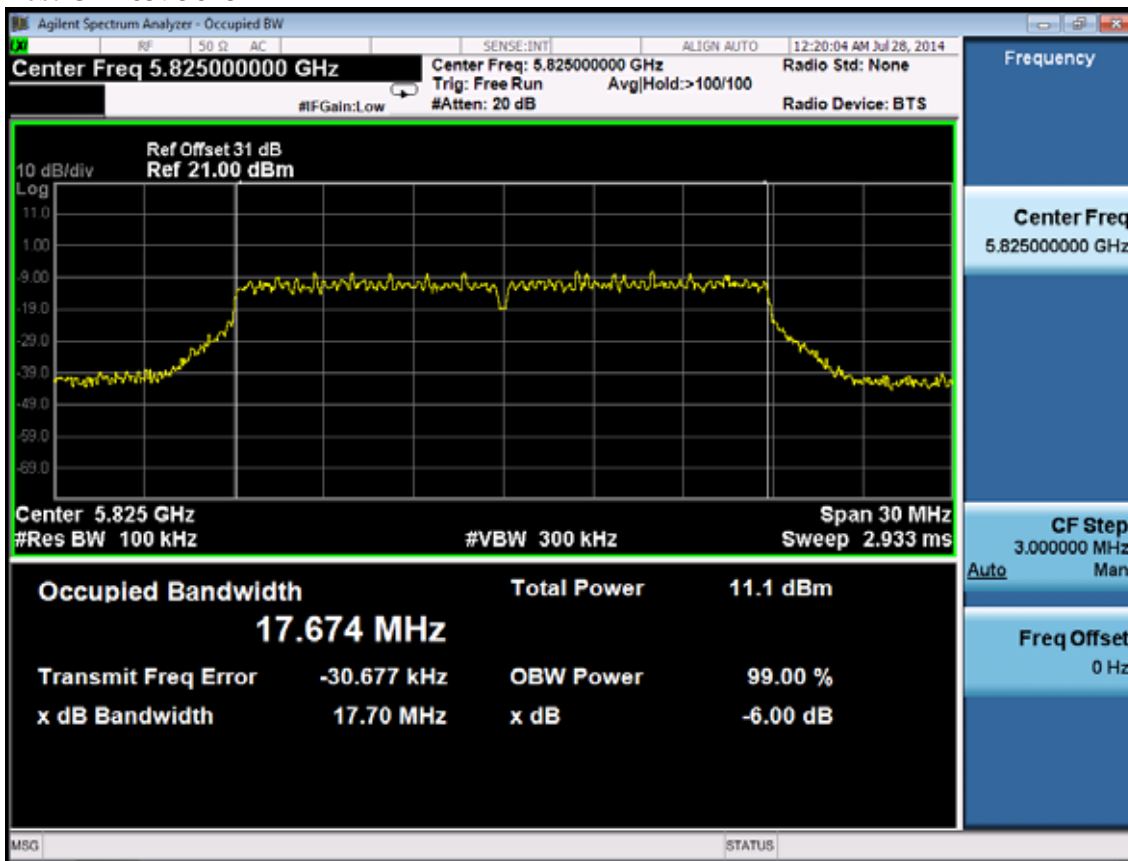
Test CH149: 5745MHz



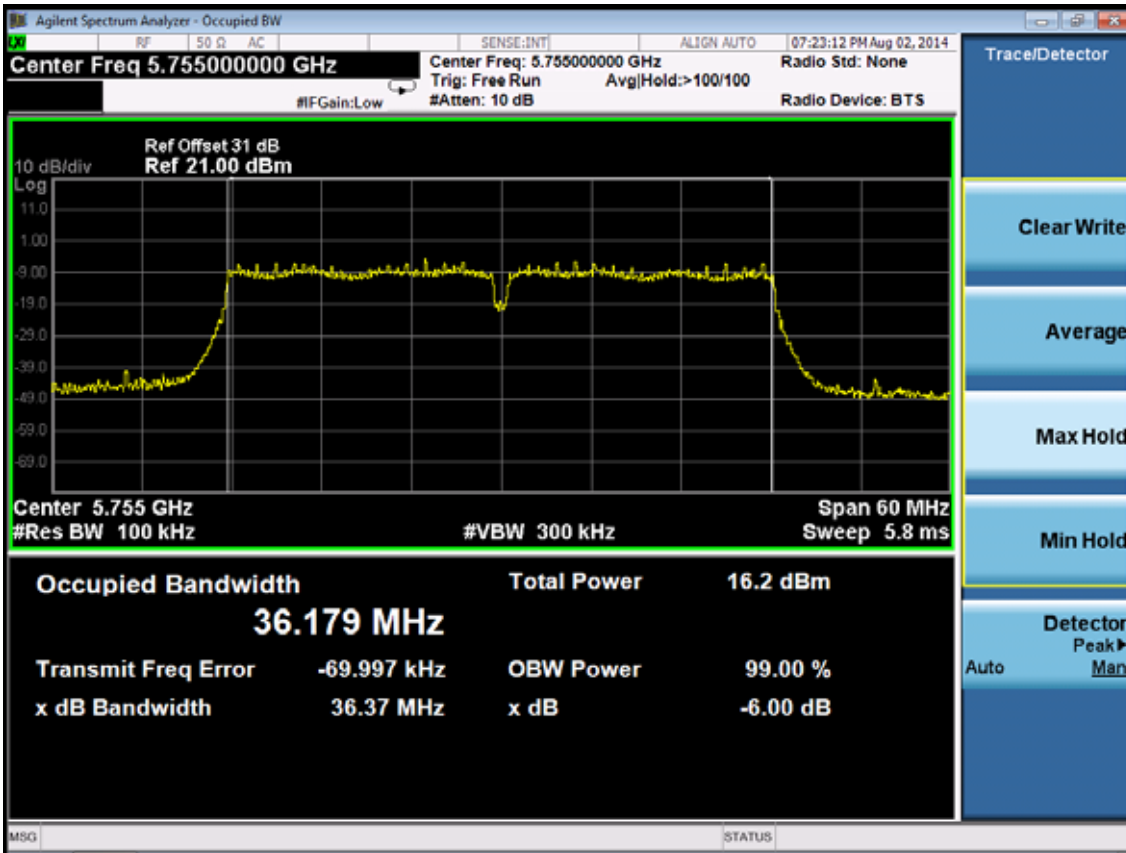
Test CH157: 5785MHz



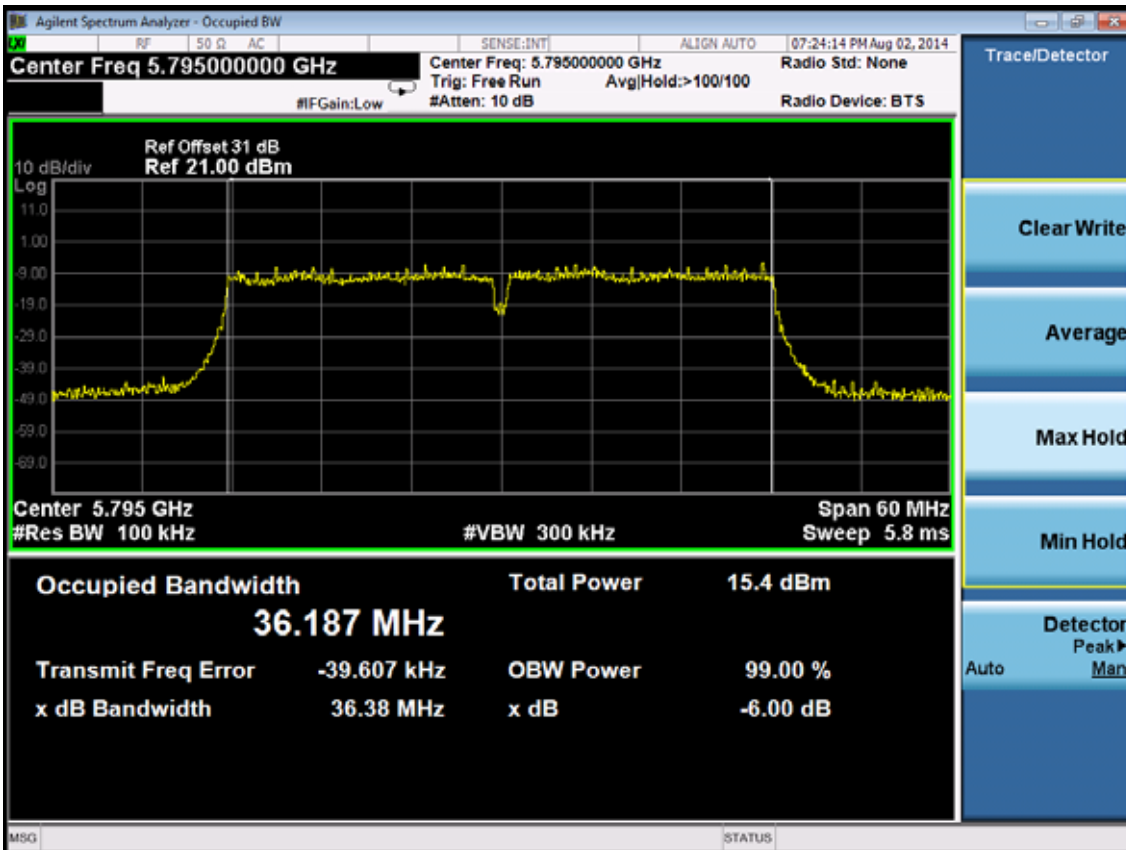
Test CH165: 5825MHz



Test Mode: IEEE 802.11n HT40 TX
 Test CH151: 5755MHz



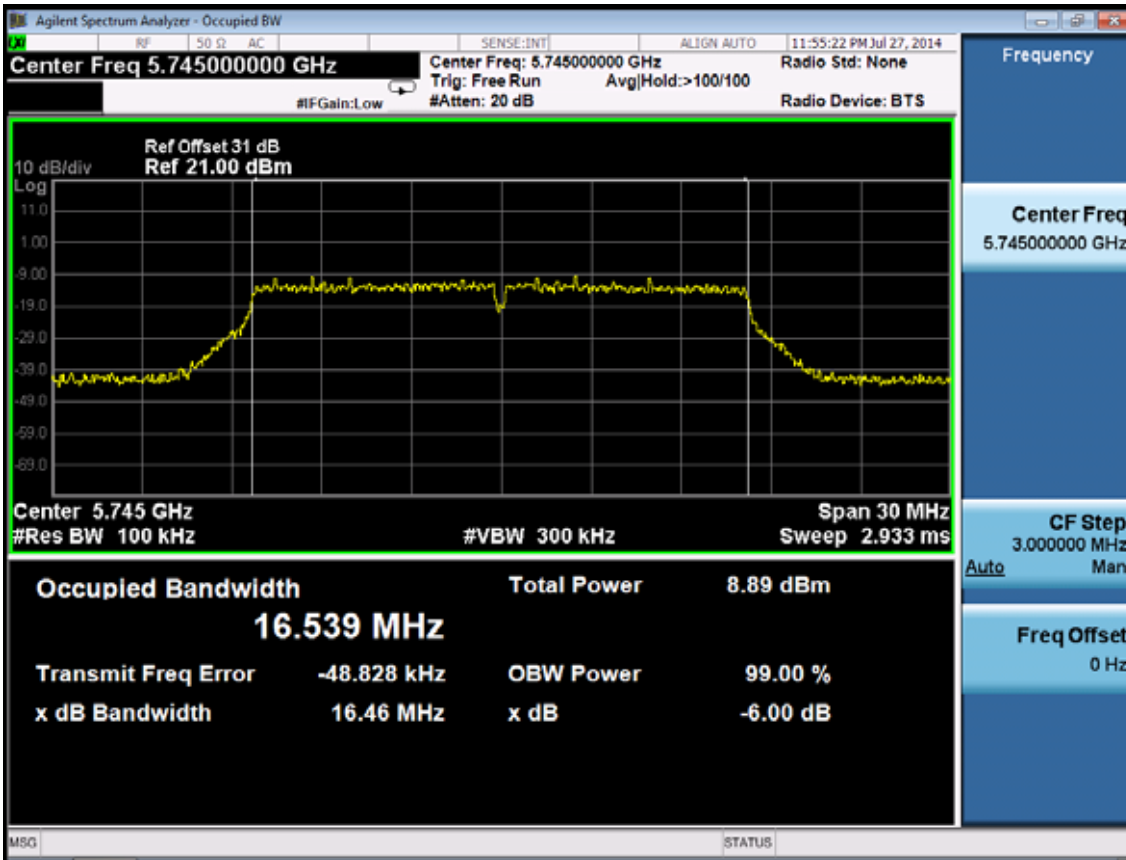
Test CH159: 5795MHz



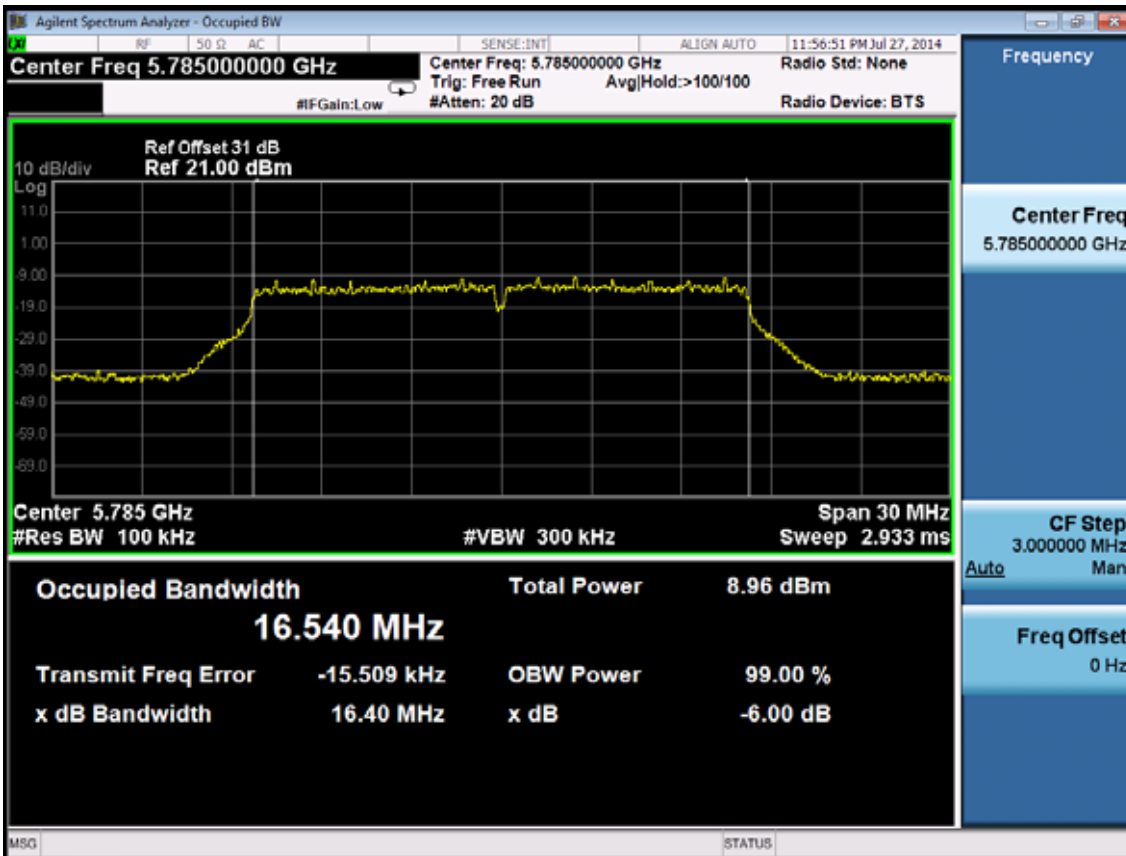
Chain 2:

Test Mode: IEEE 802.11a TX

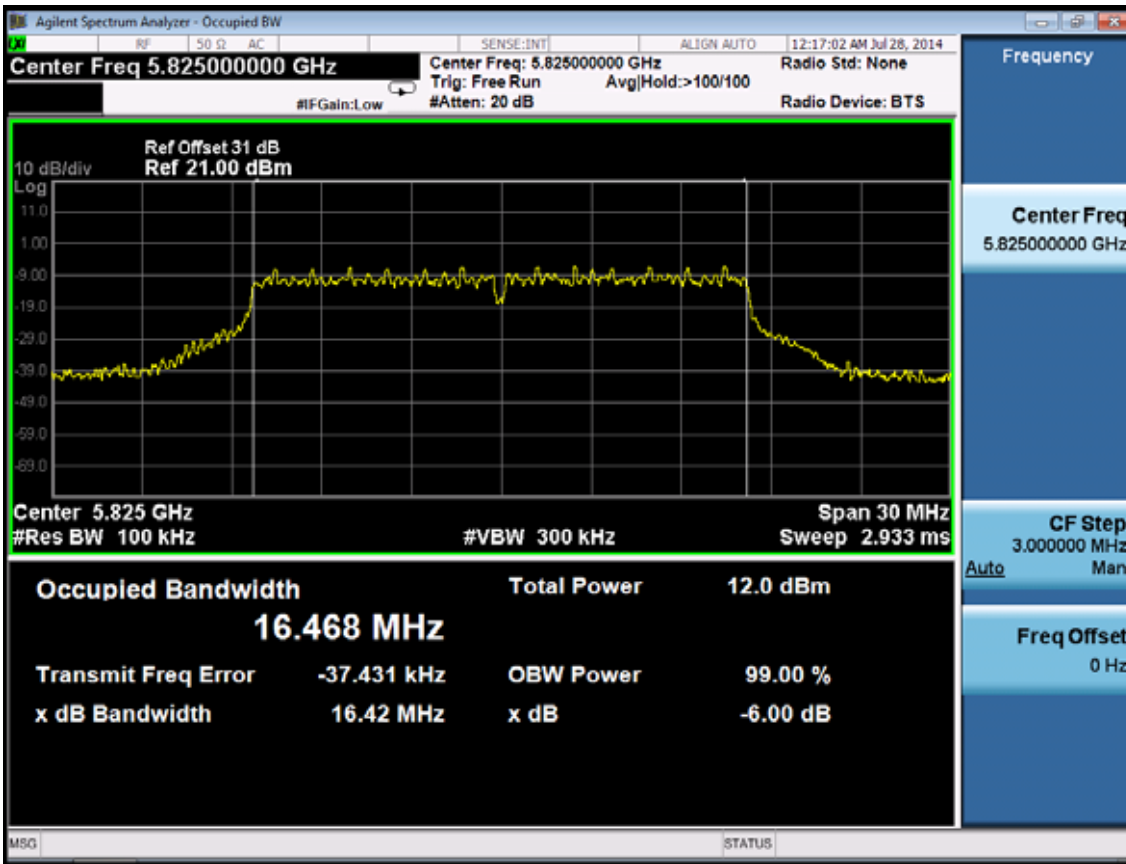
Test CH149: 5745MHz



Test CH157: 5785MHz

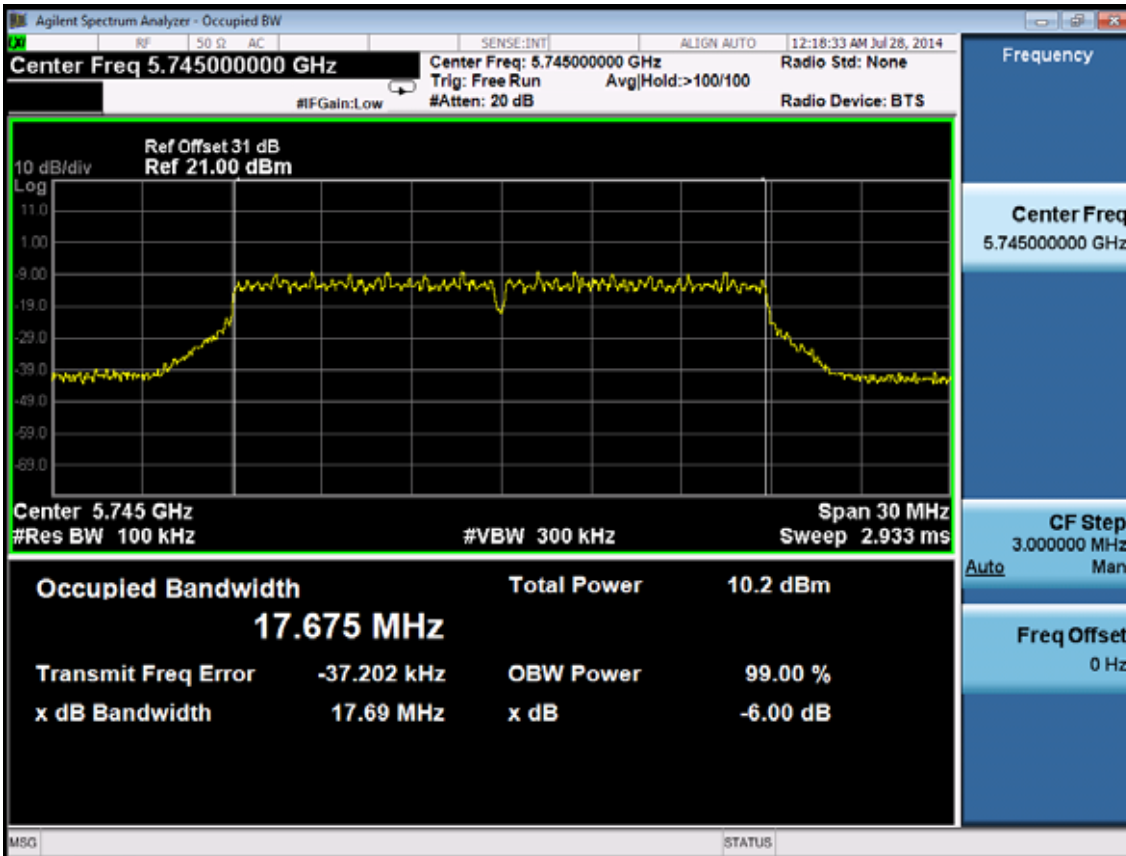


Test CH165: 5825MHz

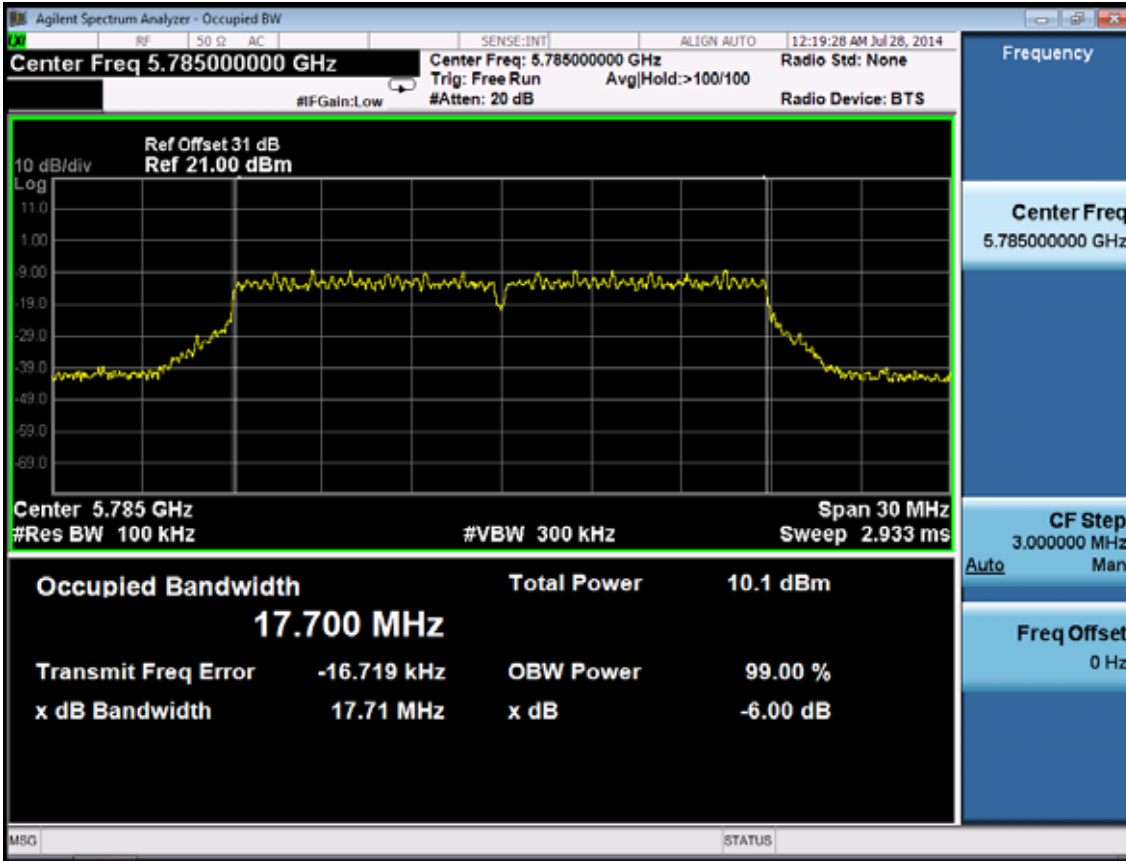


Test Mode: IEEE 802.11n HT20 TX

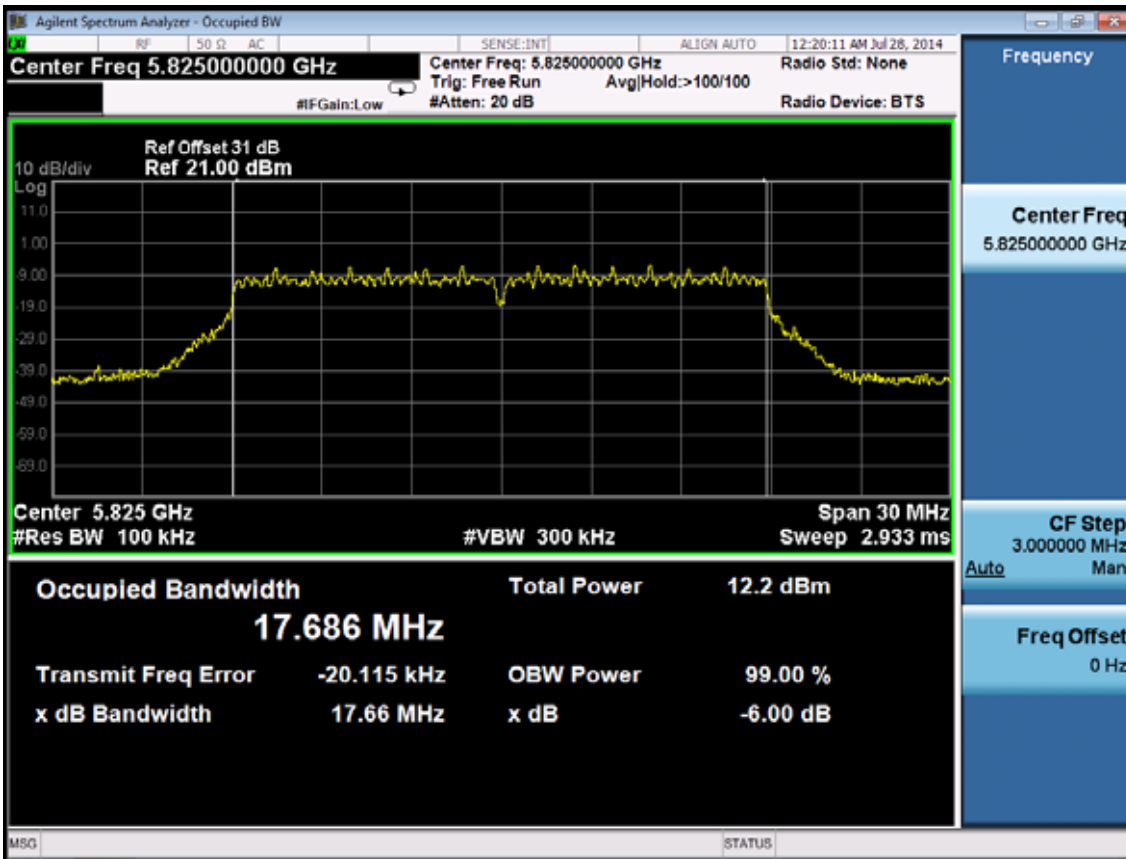
Test CH149: 5745MHz



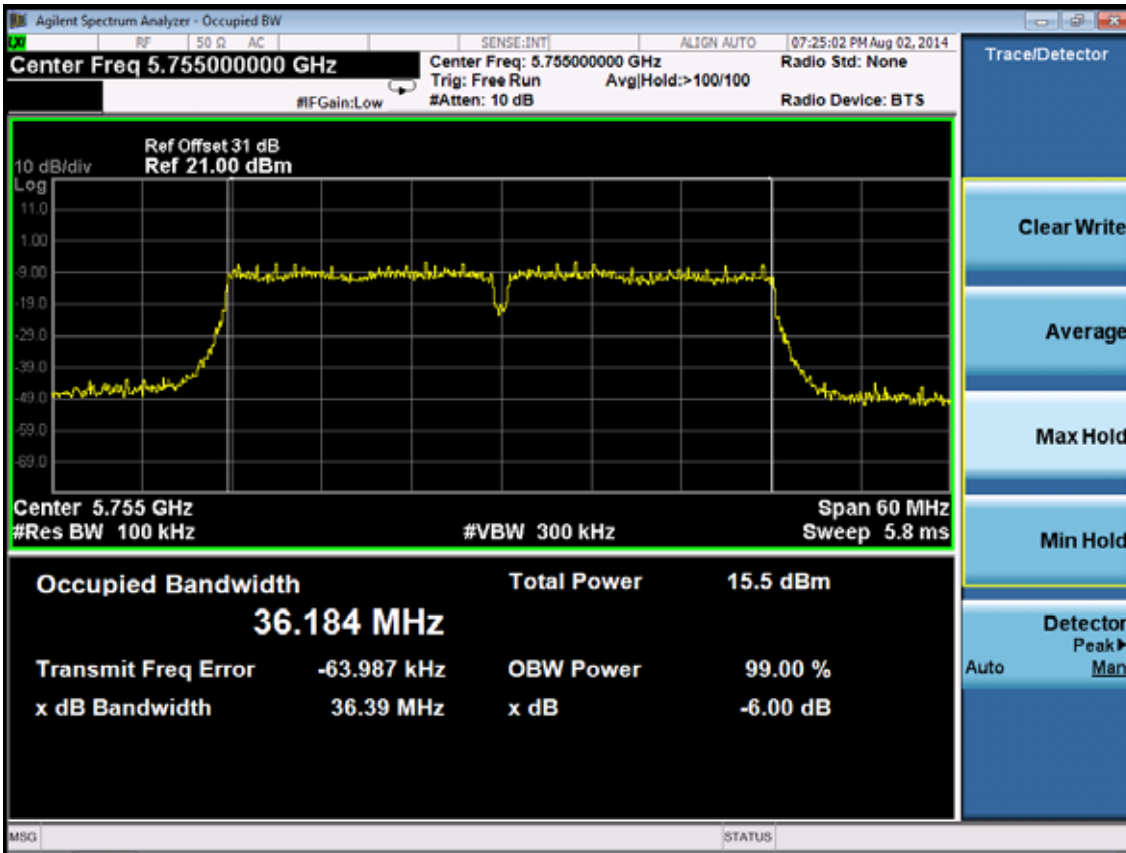
Test CH157: 5785MHz



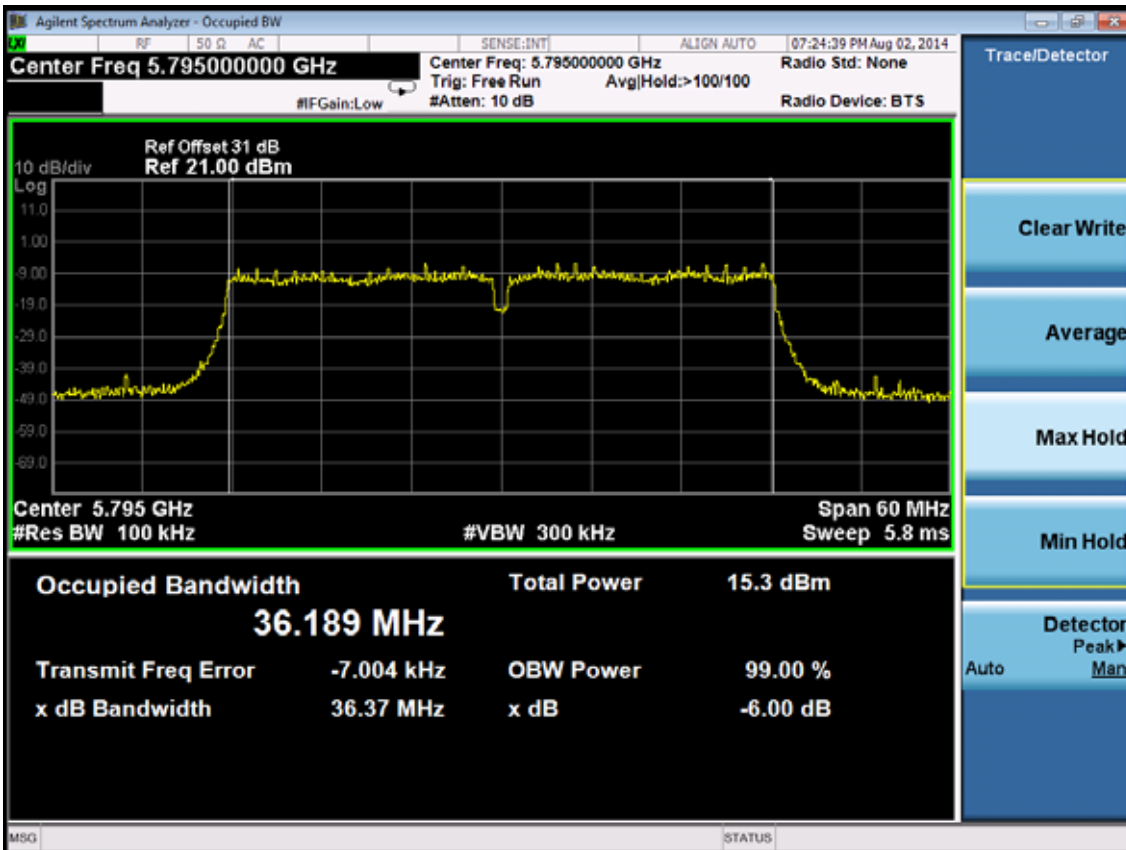
Test CH165: 5825MHz



Test Mode: IEEE 802.11n HT40 TX
 Test CH151: 5755MHz



Test CH159: 5795MHz



8. OUTPUT POWER TEST

8.1. Test Equipment

Item	Equipment	Manufacturer	Model No.	Serial No.	Last Cal.	Cal. Interval
1.	Spectrum	Agilent	N9030A	MY51380221	Oct.31, 12	1 Year
2.	Spectrum	Agilent	N9030A	MY51380221	Oct.31, 13	1Year
3.	RF Cable	Hubersuhne	Sucoflex104	-	May.08, 13	1 Year
4.	RF Cable	Hubersuhner	SUCOFLEX102	28610/2	Apr. 28,14	1 Year
5.	Power Meter	Anritsu	ML2487A	6K00002472	May.08, 13	1Year
6.	Power Sensor	Anritsu	MA2491A	033005	May.08, 13	1Year
7.	Attenuator (20dB)	Agilent	8491B	MY39262165	Apr. 28,14	1 Year

8.2. Limit (FCC Part 15C 15.247 b(3))

For systems using digital modulation in the 2400—2483.5MHz, 5725-5850MHz, The Peak out put Power shall not exceed 1W(30dBm)

8.3. Test Procedure

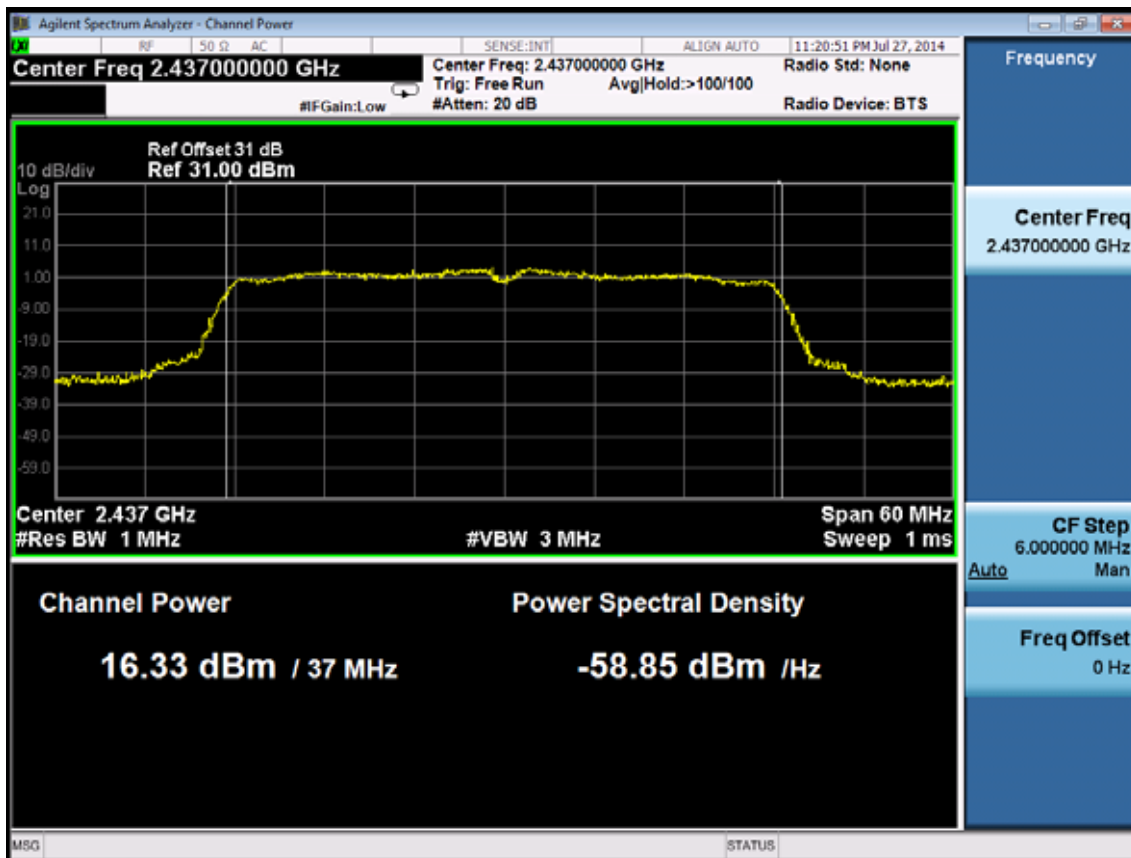
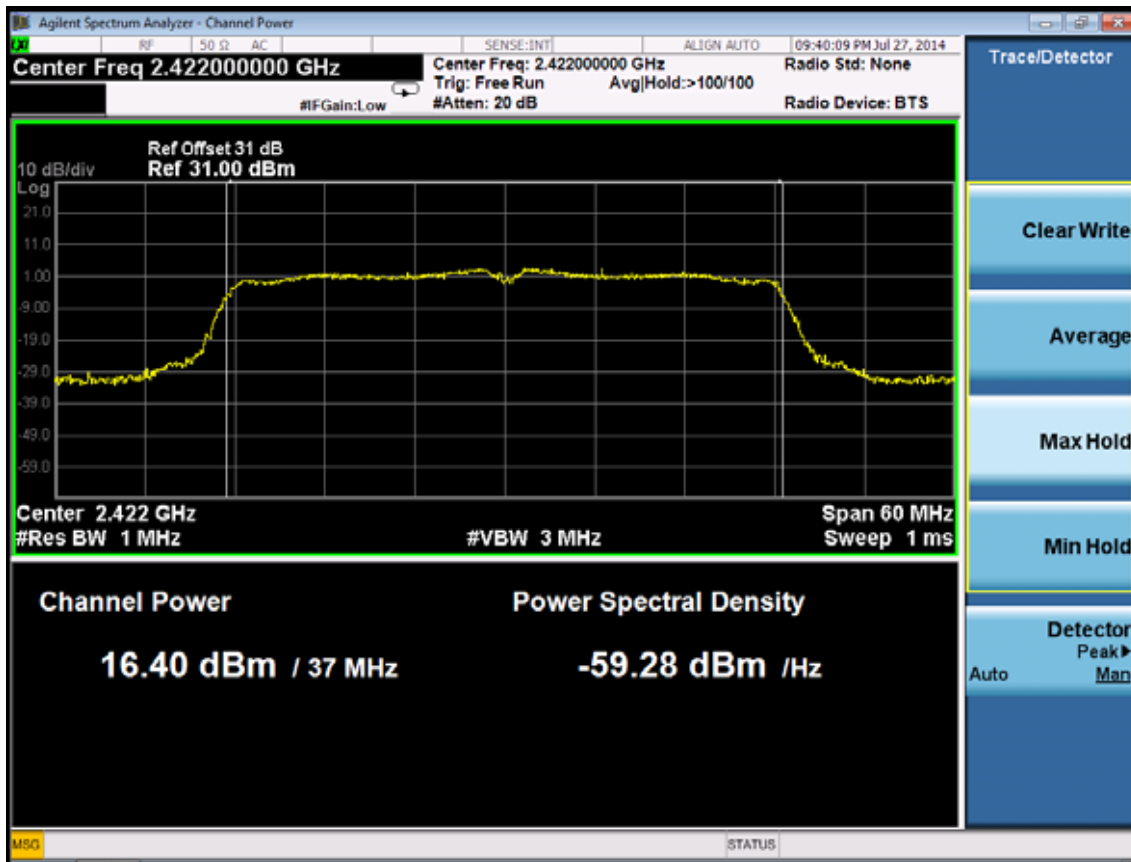
Note: The cable loss and attenuator loss were offset into measure device as an amplitude offset.

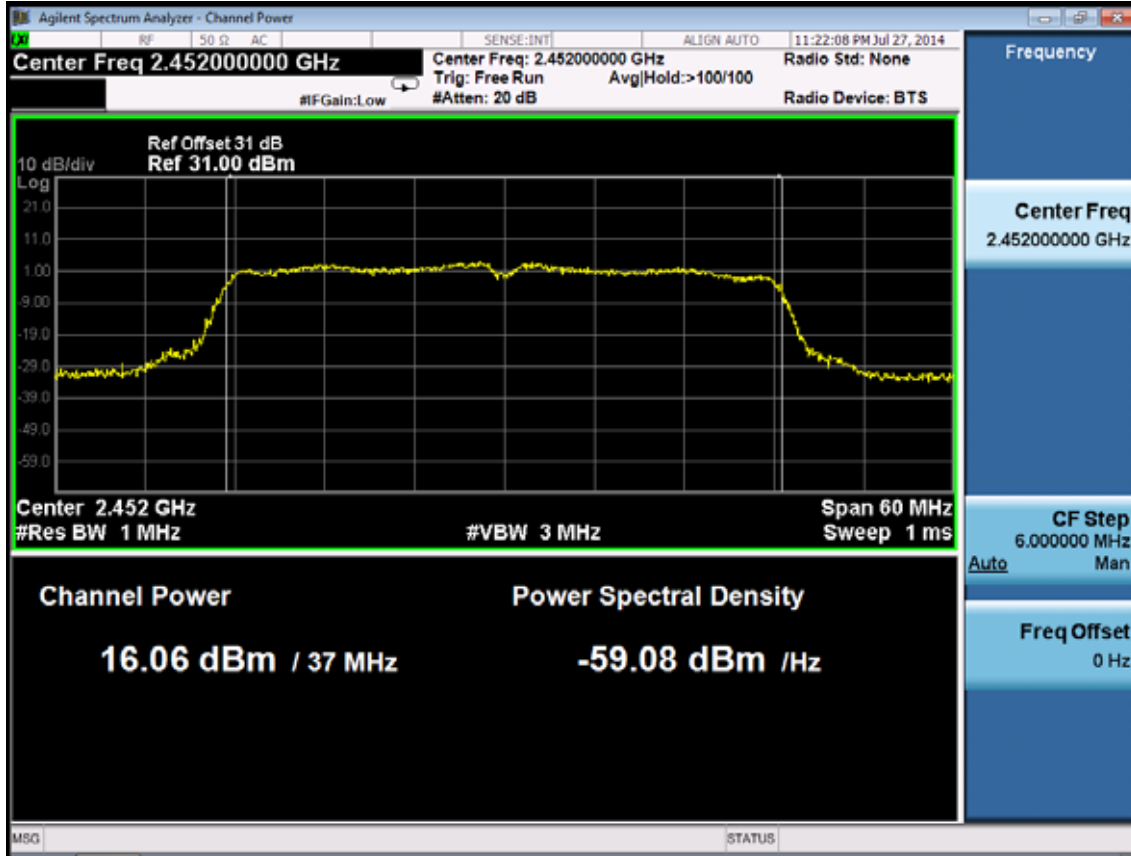
8.4. Test Results

2.4G:

EUT:A8n Super WiFi Base Station					
M/N:WA8011N-X					
Test date: 2014-07-28		Pressure: 101.2±1.0 kpa		Humidity: 51.3±3.0%	
Tested by: Kevin_Hu		Test site: RF site		Temperature:22.3±0.6 °C	
Cable loss: 1 dB			Attenuator loss: 20 dB		
Test Mode	CH	Peak output Power (dBm)			Limit (dBm)
		ANT1	ANT2	Total	
11b	CH1	18.75	17.57	21.21	22
	CH6	18.68	17.55	21.16	22
	CH11	18.54	17.68	21.14	22
11g	CH1	18.5	17.47	21.03	22
	CH6	18.56	17.76	20.19	22
	CH11	18.39	17.34	20.91	22
11n HT20	CH1	18.31	17.66	21.01	22
	CH6	18.37	17.79	21.10	22
	CH11	18.45	17.62	21.07	22
11n HT40	CH1	16.40	16.32	19.37	22
	CH4	16.33	16.41	19.38	22
	CH7	16.06	16.33	19.21	22
Conclusion: PASS					

Test Mode: IEEE 802.11n HT40
ANT 1





ANT 2

