



FCC PART 15C TEST REPORT FOR CERTIFICATION
On Behalf of

Altai Technologies Limited

A8in Super WiFi Base Station

Model Number: WA8011N-HE

FCC ID: UCC-WA8011N-HE

Prepared for : Altai Technologies Limited
Units 209, 2/F, Lakeside 2, 10 Science Park West Avenue,
Hong Kong Science Park, Shatin, Hong Kong, China

Prepared By : Audix Technology (Shenzhen) Co., Ltd.
No. 6, Ke Feng Rd., 52 Block,
Shenzhen Science & Industrial Park,
Nantou, Shenzhen, Guangdong, China

Tel: (0755) 26639496

Report Number : ACS-F13298
Date of Test : Mar.02, 2013~Aug.02, 2014
Date of Report : Aug.02, 2014

TABLE OF CONTENTS

<u>Description</u>	<u>Page</u>
1. SUMMARY OF STANDARDS AND RESULTS	1-1
1.1. Description of Standards and Results	1-1
2. GENERAL INFORMATION	2-1
2.1. Description of Device (EUT)	2-1
2.2. Test Information	2-2
2.3. Tested Supporting System Details	2-3
2.4. Block Diagram of Test Setup	2-3
2.5. Test Facility	2-4
2.6. Measurement Uncertainty (95% confidence levels, k=2).....	2-4
3. POWER LINE CONDUCTED EMISSION TEST.....	3-1
3.1. Test Equipments	3-1
3.2. Block Diagram of Test Setup	3-1
3.3. Power Line Conducted Emission Test Limits	3-1
3.4. Configuration of EUT on Test.....	3-1
3.5. Operating Condition of EUT	3-2
3.6. Test Procedure	3-2
3.7. Power Line Conducted Emission Test Results	3-2
4. RADIATED EMISSION TEST	4-1
4.1. Test Equipment.....	4-1
4.2. Block Diagram of Test Setup	4-2
4.3. Radiated Emission Limit	4-3
4.4. EUT Configuration on Test	4-3
4.5. Operating Condition of EUT	4-3
4.6. Test Procedure	4-3
4.7. Radiated Emission Test Results	4-4
5. CONDUCTED SPURIOUS EMISSIONS	5-1
5.1. Test Equipment.....	5-1
5.2. Limit	5-1
5.3. Test Procedure	5-1
5.4. Test result	5-1
6. BAND EDGE COMPLIANCE TEST	6-1
6.1. Test Equipment.....	6-1
6.2. Limit	6-1
6.3. Test Produce	6-1
6.4. Test Results	6-1
7. 6dB Bandwidth Test	7-1
7.1. Test Equipment.....	7-1
7.2. Limit	7-1
7.3. Test Procedure	7-1
7.4. Test Results	7-1
8. OUTPUT POWER TEST	8-1
8.1. Test Equipment.....	8-1
8.2. Limit (FCC Part 15C 15.247 b(3))	8-1
8.3. Test Procedure	8-1
8.4. Test Results	8-2
9. POWER SPECTRAL DENSITY TEST	9-1
9.1. Test Equipment.....	9-1

9.2.	Limit	9-1
9.3.	Test Procedure	9-1
9.4.	Test Results	9-2
10.	MPE ESTIMATION	10-1
10.1.	Limit for General Population/ Uncontrolled Exposures	10-1
10.2.	Estimation Result.....	10-1
11.	ANTENNA REQUIREMENT	11-3
11.1.	STANDARD APPLICABLE	11-3
11.2.	ANTENNA CONNECTED CONSTRUCTION	11-3
12.	DEVIATION TO TEST SPECIFICATIONS	12-1
13.	PHOTOGRAPH OF TEST.....	13-1
13.1.	Photos of Power Line Conducted Emission Test	13-1
13.2.	Photos of Radiated Emission Test	13-2
14.	PHOTOS OF THE EUT	14-1

TEST REPORT CERTIFICATION

Applicant : Altai Technologies Limited
 Manufacturer : Altai Technologies Limited
 EUT Description : A8in Super WiFi Base Station
 FCC ID : UCC-WA8011N-HE
 (A) MODEL NO. : WA8011N-HE
 (B) SERIAL NO. : N/A
 (C) POWER SUPPLY : AC 100-240V, 50/60Hz
 (D) TEST VOLTAGE : DC 56V From Adapter Input AC 120V/60Hz

Tested for comply with:
 FCC Rules and Regulations Part 15 Subpart C: 2012

Test procedure used:
 ANSI C63.10:2009

The device described above is tested by AUDIX TECHNOLOGY (SHENZHEN) CO., LTD. to confirm comply with all the FCC Part 15 Subpart C requirements. The test results are contained in this test report and AUDIX TECHNOLOGY (SHENZHEN) CO., LTD. is assumed full responsibility for the accuracy and completeness of these tests. This report contains data that are not covered by the NVLAP accreditation. Also, this report shows that the Equipment Under Test (EUT) is to be technically compliant with the FCC and IC requirements.

This Report is made under FCC Part 2.1075. No modifications were required during testing to bring this product into compliance.

This report applies to above tested sample only. This report shall not be reproduced in part without written approval of AUDIX TECHNOLOGY (SHENZHEN) CO., LTD.

The report must not be used by the client to claim product certification, approval, or endorsement by NVLAP, NIST, or any agency of the federal government.

Date of Test : Mar.02, 2013~Aug.02, 2014 Report of date: Aug.04, 2014

Prepared by : Lisa Liang / Assistant Manager Reviewed by : Sunny Lu / Assistant Manager

AUDIX 信華科技(深圳)有限公司
 Audix Technology (Shenzhen) Co., Ltd.
 EMC 部門報告專用章
 Stamp only for EMC Dept. Report
 Signature David Jin

Approved & Authorized Signer : David Jin / Manager

1. SUMMARY OF STANDARDS AND RESULTS

1.1. Description of Standards and Results

The EUT have been tested according to the applicable standards as referenced below.

EMISSION		
Description of Test Item	Standard	Results
Power Line Conducted Emission	FCC Part 15: 15.207 ANSI C63.10: 2009	PASS
Radiated Emission	FCC Part 15: 15.209 ANSI C63.10: 2009	PASS
Band Edge Compliance	FCC Part 15: 15.247 ANSI C63.10: 2009	PASS
Conducted spurious emissions	FCC Part 15: 15.247 ANSI C63.10: 2009	PASS
6dB Bandwidth	FCC Part 15: 15.247 ANSI C63.10: 2009	PASS
Peak Output Power	FCC Part 15: 15.247 ANSI C63.10: 2009	PASS
Power Spectral Density	FCC Part 15: 15.247 ANSI C63.10: 2009	PASS
Antenna requirement	FCC Part 15: 15.203	PASS

2. GENERAL INFORMATION

2.1. Description of Device (EUT)

Product Name	: A8in Super WiFi Base Station
Model Number	: WA8011N-HE
FCC ID	: UCC-WA8011N-HE
Radio	: IEEE802.11 a/b/g/n
Operation Frequency	: IEEE 802.11a: 5745MHz—5825MHz IEEE 802.11b: 2412MHz—2462MHz IEEE 802.11g: 2412MHz—2462MHz IEEE 802.11nHT20: 2412MHz—2462MHz, 5745MHz—5825MHz IEEE 802.11nHT40: 2422MHz—2452MHz, 5755MHz—5795MHz
Modulation Technology	: IEEE 802.11b: DSSS(CCK,DQPSK,DBPSK) IEEE 802.11g: OFDM(64QAM, 16QAM, QPSK, BPSK) IEEE 802.11n HT20, HT40: OFDM (64QAM, 16QAM, QPSK,BPSK)
Antenna Assembly Gain	: 2.4GHz: Antenna type: Integrated 2.4GHz 14dBi sector, dual slant +-45 degree Antenna gain (for per antenna and antenna panel): 14dBi 5GHz : Antenna type: 5GHz 20dBi panel, dual linear Antenna gain (for per antenna and antenna panel): 20dBi
Applicant	: Altai Technologies Limited Units 209, 2/F, Lakeside 2, 10 Science Park West Avenue, Hong Kong Science Park, Shatin, Hong Kong, China
Manufacturer	: Altai Technologies Limited Units 209, 2/F, Lakeside 2, 10 Science Park West Avenue, Hong Kong Science Park, Shatin, Hong Kong, China
AC Adapter	: Manufacturer: FSGREAT M/N: GRT-560110A S/N : 130840101
Date of Test	: Mar.02, 2013~Aug.02, 2014
Date of Receipt	: Mar.01, 2013
Sample Type	: Prototype production

2.2. Test Information

A special test software was used to control EUT work in Continuous TX mode(100% duty cycle), and select test channel, wireless mode and data rate.

Tested mode, channel, and data rate information			
Mode	data rate (Mbps)(see Note)	Channel	Frequency (MHz)
IEEE 802.11b	1	Low :CH1	2412
	1	Middle: CH6	2437
	1	High: CH11	2462
IEEE 802.11g	6	Low :CH1	2412
	6	Middle: CH6	2437
	6	High: CH11	2462
IEEE 802.11n HT20	6.5	Low :CH1	2412
	6.5	Middle: CH6	2437
	6.5	High: CH11	2462
IEEE 802.11n HT40	13.5	Low :CH1	2422
	13.5	Middle: CH4	2437
	13.5	High: CH7	2452

Note 1: According exploratory test, EUT will have maximum output power in those data rate, so those data rate were used for all test.

Note2: This device have 4pcs wireless module. each module have two antennas, and 4pcs wireless module can not transmit simultaneously, but two antennas of each module can transmit at the same time. According to exploratory test. The module1# has the maximum output power and worse case radiated emission. So the final tests was performed which module#1 as a representative.

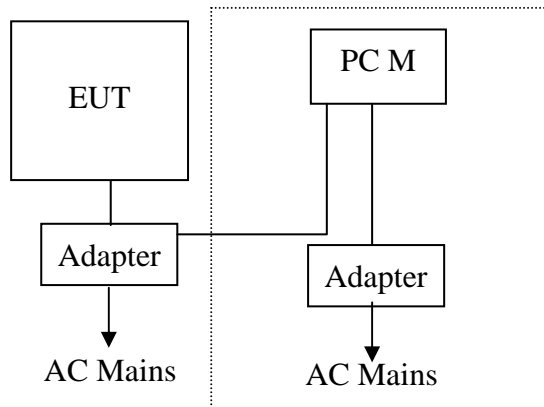
Tested mode, channel, and data rate information			
Mode	data rate (Mbps)(see Note)	Channel	Frequency (MHz)
IEEE 802.11a	6	Low :CH149	5745
	6	Middle: CH157	5785
	6	High: CH165	5825
IEEE 802.11n HT20	6.5	Low :CH149	5745
	6.5	Middle: CH157	5785
	6.5	High: CH165	5825
IEEE 802.11n HT40	13.5	Low :CH151	5755
	13.5	High : CH159	5795

Note : According exploratory test, EUT will have maximum output power in those data rate, so those data rate were used for all test.

2.3. Tested Supporting System Details

No.	Description	ACS No.	Manufacturer	Model	Serial Number	Approved type
1	Personal Computer	Test PC M	DELL	Studio 540	224XK2X	<input checked="" type="checkbox"/> FCC DoC <input checked="" type="checkbox"/> BSMI ID:R33002
		Power Cord: Unshielded, Detachable, 1.8m Display Card: HD3450 (DVI+VGA+HDMI)				
2	Monitor	ACS-EMC-LM04R	DELL	1907FPt	CN-009759-7161 8-6AP-ACPP	<input checked="" type="checkbox"/> FCC DoC <input checked="" type="checkbox"/> BSMI ID:R3A002
		Power Cord: Unshielded, Detachable, 1.8m VGA Cable: Shielded, Detachable, 2.0m (with two cores) DVI Cable: Shielded, Detachable, 2.0m (with two cores)				
3	USB Mouse	ACS-EMC-M04R	DELL	M0C5UO	512024282	<input checked="" type="checkbox"/> FCC DoC <input checked="" type="checkbox"/> BSMI ID:R41108
		Power Cord: shielded, Undetachable, 1.8m				
4	USB Keyboard	ACS-EMC- K04R	DELL	SK-8115	CN-ODJ313-716 16-6BB-049J	<input checked="" type="checkbox"/> FCC DoC <input checked="" type="checkbox"/> BSMI ID:T3A002
		Power Cord: shielded, Undetachable, 2.0m				

2.4. Block Diagram of Test Setup



(EUT: A8in Super WiFi Base Station)

2.5. Test Facility

Site Description

Name of Firm : Audix Technology (Shenzhen) Co., Ltd.
No. 6, Ke Feng Rd., 52 Block, Shenzhen
Science & Industrial Park, Nantou,
Shenzhen, Guangdong, China

3m Anechoic Chamber : Certificated by FCC, USA
Registration Number: 90454
Valid Date: Feb.22, 2015

3m & 10m Anechoic Chamber : Certificated by FCC, USA
Registration Number: 794232
Valid Date: Oct.31, 2015

EMC Lab. : Certificated by Industry Canada
Registration Number: IC 5183A-1
Valid Date: Jun.13, 2014

: Certificated by DAkkS, Germany
Registration No: D-PL-12151-01-01
Valid Date: Feb.01, 2014

Accredited by NVLAP, USA
NVLAP Code: 200372-0
Valid Date: Mar.31, 2014

2.6. Measurement Uncertainty (95% confidence levels, k=2)

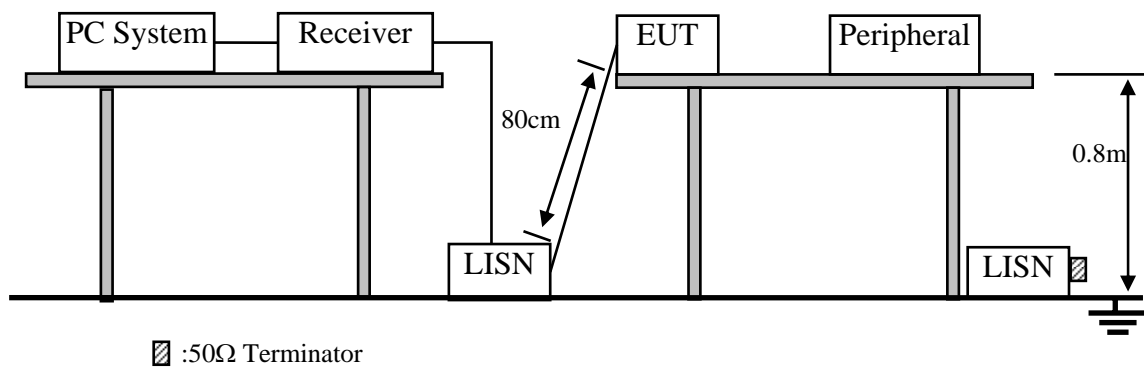
Test Item	Uncertainty
Uncertainty for Conduction emission test in No. 1 Conduction	3.1 dB (150KHz to 30MHz)
Uncertainty for Radiation Emission test in 3m chamber	3.22 dB(30~200MHz, Polarize: H)
	3.23 dB(30~200MHz, Polarize: V)
	3.49 dB(200M~1GHz, Polarize: H)
	3.39 dB(200M~1GHz, Polarize: V)
Uncertainty for Radiation Emission test in 3m chamber (1GHz-18GHz)	5.04dB (1~6GHz, Distance: 3m)
	5.06 dB (6~18GHz, Distance: 3m)
Uncertainty for Radiated Spurious Emission test in RF chamber	3.57 dB
Uncertainty for Conduction Spurious emission test	2.00 dB
Uncertainty for Output power test	0.73 dB
Uncertainty for Power density test	2.00 dB
Uncertainty for Frequency range test	7×10^{-8}
Uncertainty for Bandwidth test	83 kHz
Uncertainty for DC power test	0.038 %
Uncertainty for test site temperature and humidity	0.6°C
	3%

3. POWER LINE CONDUCTED EMISSION TEST

3.1. Test Equipments

Item	Equipment	Manufacturer	Model No.	Serial No.	Last Cal.	Cal. Interval
1.	Test Receiver	Rohde & Schwarz	ESHS10	838693/001	Oct.31, 12	1 Year
2.	L.I.S.N.#1	Rohde & Schwarz	ESH2-Z5	834066/011	Oct.31, 12	1 Year
3.	L.I.S.N.#3	Kyoritsu	KNW-242C	8-1920-1	May.08, 13	1 Year
4.	Terminator	Hubersuhner	50Ω	No. 1	May.08, 13	1 Year
5.	Terminator	Hubersuhner	50Ω	No. 2	May.08, 13	1 Year
6.	RF Cable	Fujikura	3D-2W	No.1	May.08, 13	1Year
7.	Coaxial Switch	Anritsu	MP59B	M50564	May.08, 13	1 Year
8.	Pulse Limiter	Rohde & Schwarz	ESH3-Z2	100341	May.08, 13	1 Year

3.2. Block Diagram of Test Setup



3.3. Power Line Conducted Emission Test Limits

Frequency	Maximum RF Line Voltage	
	Quasi-Peak Level dB(μV)	Average Level dB(μV)
150kHz ~ 500kHz	66 ~ 56*	56 ~ 46*
500kHz ~ 5MHz	56	46
5MHz ~ 30MHz	60	50

Notes: 1. * Decreasing linearly with logarithm of frequency.

2. The lower limit shall apply at the transition frequencies.

3.4. Configuration of EUT on Test

The following equipment are installed on Power Line Conducted Emission Test to meet the commission requirement and operating regulations in a manner which tends to maximize its emission characteristics in a normal application.

3.4.1. A8in Super WiFi Base Station (EUT)

Model Number : WA8011N-HE

Serial Number : N/A

3.4.2. Support Equipment: As Tested Supporting System Details, in Section 2.2.

3.5. Operating Condition of EUT

- 3.5.1. Setup the EUT and simulator as shown as Section 3.2.
- 3.5.2. Turned on the power of all equipment.
- 3.5.3. PC run test software to control EUT work in Tx mode.

3.6. Test Procedure

The EUT was placed on a non-metallic table, 80cm above the ground plane. The EUT Power Via PC connected to the power mains through a line impedance stabilization network (L.I.S.N. 1#). This provides a 50 ohm coupling impedance for the EUT (Please refer the block diagram of the test setup and photographs). The AC line are checked to find out the maximum conducted emission. In order to find the maximum emission levels, the relative positions of equipment and all of the interface cables shall be changed according to ANSI C63.10: 2009 on Conducted Emission Test.

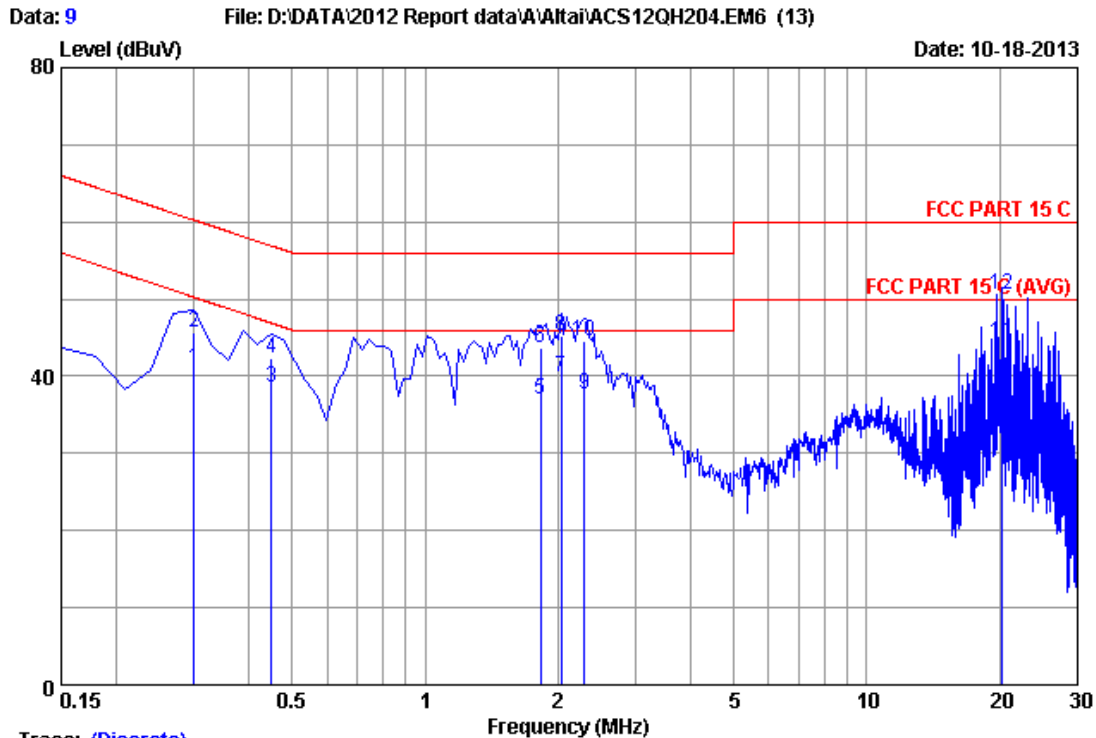
The bandwidth of test receiver (R & S ESHS10) is set at 9kHz.

The frequency range from 150kHz to 30MHz is checked.

3.7. Power Line Conducted Emission Test Results

PASS. (All emissions not reported below are too low against the prescribed limits.)

2.4G:

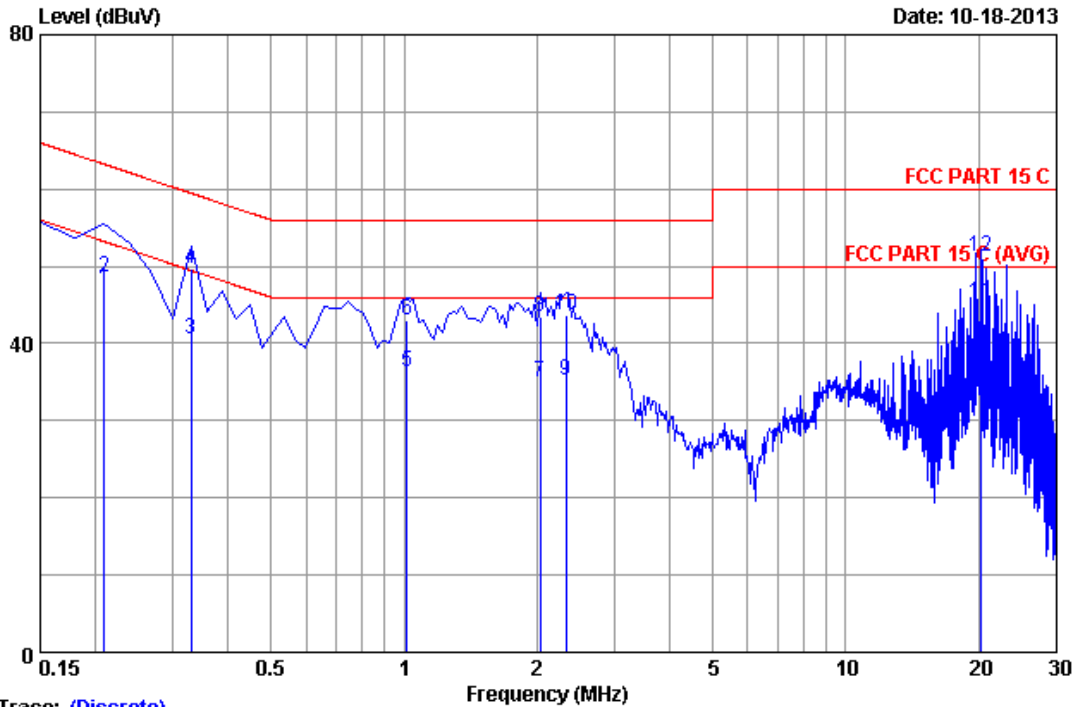


Trace: (Discrete)
 Site no :1#conduction Data No :9
 Dis./Ant. **: 2012 ESH2-25 LINE
 Limit :FCC PART 15 C
 Env./Ins. :22.9*C/45% Engineer :Leo-Li
 EUT :A8in Super WiFi Base Station
 Power Rating :DC 56V From Adapter Input AC 120V/60Hz
 Test Mode :Tx Mode
 M/N:WA8011N-HE

No	Freq (MHz)	LISN Factor (dB)	Cable Loss (dB)	Reading (dBuV)	Emission Level (dBuV)	Limits (dBuV)	Margin (dB)	Remark
1	0.29925	0.19	0.01	40.89	41.09	50.26	9.17	Average
2	0.29925	0.19	0.01	45.41	45.61	60.26	14.65	QP
3	0.44850	0.19	0.02	38.45	38.66	46.90	8.24	Average
4	0.44850	0.19	0.02	42.16	42.37	56.90	14.53	QP
5	1.822	0.24	0.04	36.77	37.05	46.00	8.95	Average
6	1.822	0.24	0.04	43.33	43.61	56.00	12.39	QP
7	2.031	0.24	0.04	39.59	39.87	46.00	6.13	Average
8	2.031	0.24	0.04	44.87	45.15	56.00	10.85	QP
9	2.299	0.25	0.04	37.29	37.58	46.00	8.42	Average
10	2.299	0.25	0.04	44.23	44.52	56.00	11.48	QP
11	20.269	1.18	0.14	42.92	44.24	50.00	5.76	Average
12	20.269	1.18	0.14	49.23	50.55	60.00	9.45	QP

Remarks: 1.Emission Level=LISN Factor+Cable Loss+Reading.
 2.If the average limit is met when using a quasi-peak detector, the EUT shall be deemed to meet both limits and measurement with average detector is unnecessary.

Data: 8 File: D:\DATA\2012 Report data\Altai\ACS12QH204.EM6 (13) Date: 10-18-2013



Trace: (Discrete)

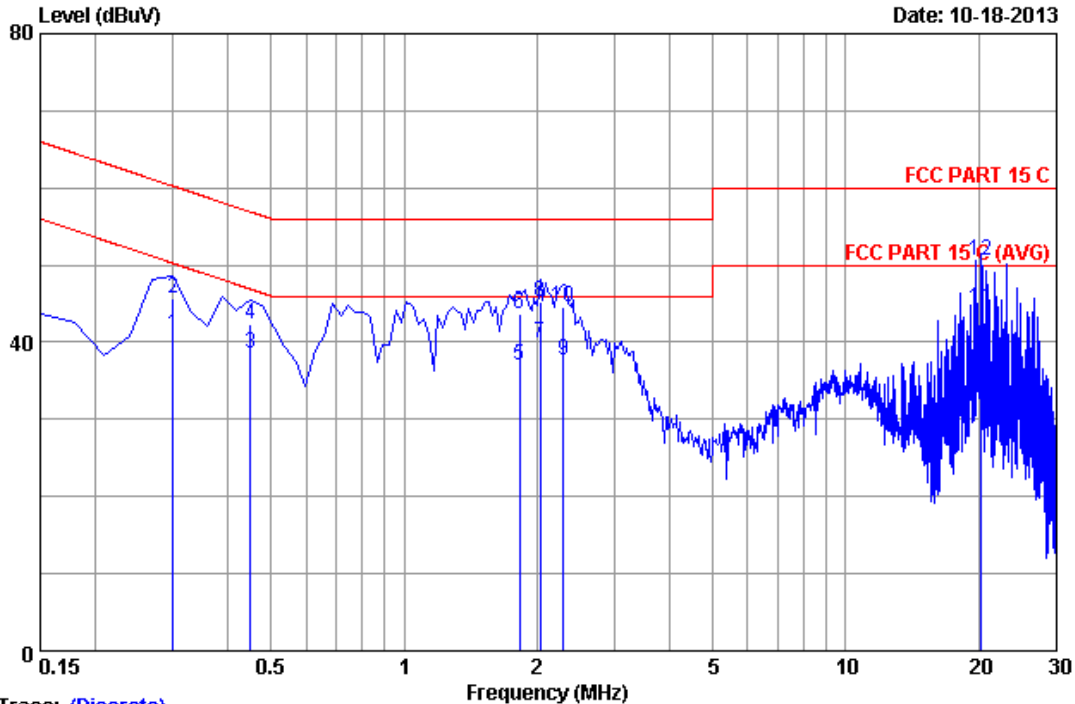
Site no :1#conduction Data No :8
 Dis./Ant. **: 2012 ESH2-Z5 NEUTRAL
 Limit :FCC PART 15 C
 Env./Ins. :22.9*C/45% Engineer :Leo-Li
 EUT :A8in Super WiFi Base Station
 Power Rating :DC 56V From Adapter Input AC 120V/60Hz
 Test Mode :Tx Mode
 M/N:WA8011N-HE

No	Freq (MHz)	LISN Factor (dB)	Cable Loss (dB)	Reading (dBuV)	Emission Level (dBuV)	Limits (dBuV)	Margin (dB)	Remark
1	0.20970	0.21	0.01	46.86	47.08	53.22	6.14	Average
2	0.20970	0.21	0.01	48.32	48.54	63.22	14.68	QP
3	0.32910	0.22	0.01	40.36	40.59	49.47	8.88	Average
4	0.32910	0.22	0.01	49.36	49.59	59.47	9.88	QP
5	1.016	0.24	0.03	36.14	36.41	46.00	9.59	Average
6	1.016	0.24	0.03	42.70	42.97	56.00	13.03	QP
7	2.031	0.28	0.04	34.72	35.04	46.00	10.96	Average
8	2.031	0.28	0.04	43.16	43.48	56.00	12.52	QP
9	2.329	0.29	0.04	34.87	35.20	46.00	10.80	Average
10	2.329	0.29	0.04	43.28	43.61	56.00	12.39	QP
11	20.269	0.98	0.14	44.19	45.31	50.00	4.69	Average
12	20.269	0.98	0.14	50.04	51.16	60.00	8.84	QP

Remarks: 1.Emission Level=LISN Factor+Cable Loss+Reading.
 2.If the average limit is met when using a quasi-peak detector, the EUT shall be deemed to meet both limits and measurement with average detector is unnecessary.

5.8G:

Data: 9 File: D:\DATA\2012 Report data\A\Altai\ACS12QH204.EM6 (13) Date: 10-18-2013



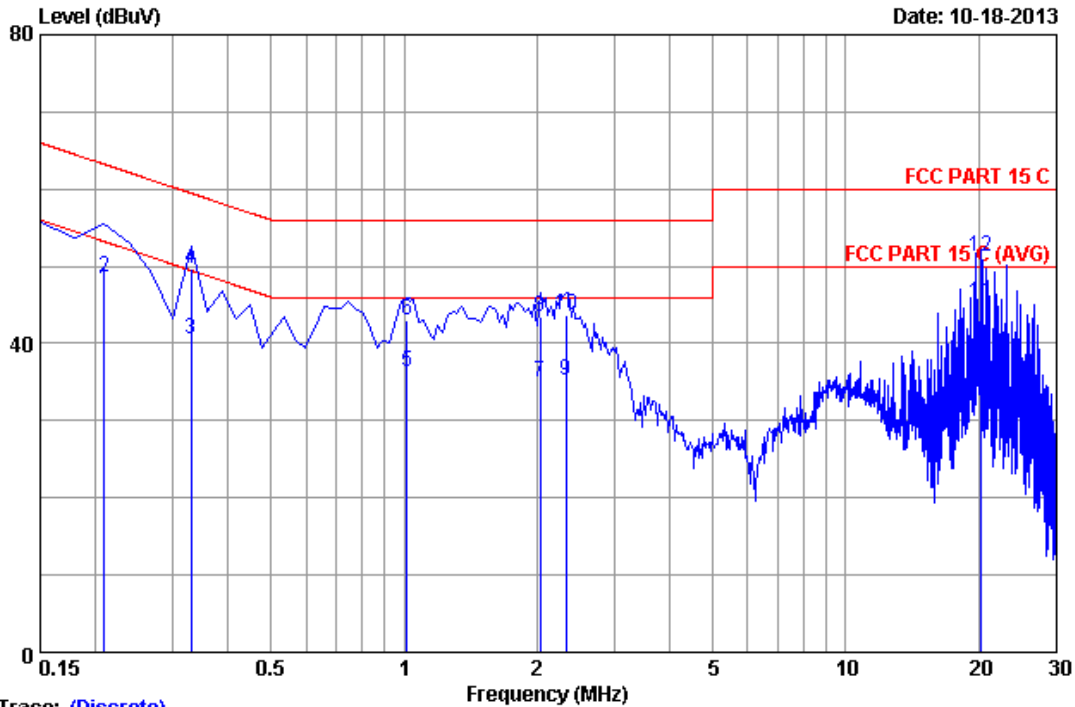
Trace: (Discrete)

Site no :1#conduction Data No :9
 Dis./Ant. **: 2012 ESH2-25 LINE
 Limit :FCC PART 15 C
 Env./Ins. :22.9*C/45% Engineer :Leo-Li
 EUT :A8in Super WiFi Base Station
 Power Rating :DC 56V From Adapter Input AC 120V/60Hz
 Test Mode :Tx Mode
 M/N:WA8011N-HE

No	Freq (MHz)	LISN Factor (dB)	Cable Loss (dB)	Reading (dBuV)	Emission Level (dBuV)	Limits (dBuV)	Margin (dB)	Remark
1	0.29925	0.19	0.01	40.89	41.09	50.26	9.17	Average
2	0.29925	0.19	0.01	45.41	45.61	60.26	14.65	QP
3	0.44850	0.19	0.02	38.45	38.66	46.90	8.24	Average
4	0.44850	0.19	0.02	42.16	42.37	56.90	14.53	QP
5	1.822	0.24	0.04	36.77	37.05	46.00	8.95	Average
6	1.822	0.24	0.04	43.33	43.61	56.00	12.39	QP
7	2.031	0.24	0.04	39.59	39.87	46.00	6.13	Average
8	2.031	0.24	0.04	44.87	45.15	56.00	10.85	QP
9	2.299	0.25	0.04	37.29	37.58	46.00	8.42	Average
10	2.299	0.25	0.04	44.23	44.52	56.00	11.48	QP
11	20.269	1.18	0.14	42.92	44.24	50.00	5.76	Average
12	20.269	1.18	0.14	49.23	50.55	60.00	9.45	QP

Remarks: 1.Emission Level=LISN Factor+Cable Loss+Reading.
 2.If the average limit is met when using a quasi-peak detector, the EUT shall be deemed to meet both limits and measurement with average detector is unnecessary.

Data: 8 File: D:\DATA\2012 Report data\Altai\ACS12QH204.EM6 (13) Date: 10-18-2013



Trace: (Discrete)

Site no :1#conduction Data No :8
 Dis./Ant. **: 2012 ESH2-Z5 NEUTRAL
 Limit :FCC PART 15 C
 Env./Ins. :22.9*C/45% Engineer :Leo-Li
 EUT :A8in Super WiFi Base Station
 Power Rating :DC 56V From Adapter Input AC 120V/60Hz
 Test Mode :Tx Mode
 M/N:WA8011N-HE

No	Freq (MHz)	LISN Factor (dB)	Cable Loss (dB)	Reading (dBuV)	Emission Level (dBuV)	Limits (dBuV)	Margin (dB)	Remark
1	0.20970	0.21	0.01	46.86	47.08	53.22	6.14	Average
2	0.20970	0.21	0.01	48.32	48.54	63.22	14.68	QP
3	0.32910	0.22	0.01	40.36	40.59	49.47	8.88	Average
4	0.32910	0.22	0.01	49.36	49.59	59.47	9.88	QP
5	1.016	0.24	0.03	36.14	36.41	46.00	9.59	Average
6	1.016	0.24	0.03	42.70	42.97	56.00	13.03	QP
7	2.031	0.28	0.04	34.72	35.04	46.00	10.96	Average
8	2.031	0.28	0.04	43.16	43.48	56.00	12.52	QP
9	2.329	0.29	0.04	34.87	35.20	46.00	10.80	Average
10	2.329	0.29	0.04	43.28	43.61	56.00	12.39	QP
11	20.269	0.98	0.14	44.19	45.31	50.00	4.69	Average
12	20.269	0.98	0.14	50.04	51.16	60.00	8.84	QP

Remarks: 1.Emission Level=LISN Factor+Cable Loss+Reading.
 2.If the average limit is met when using a quasi-peak detector, the EUT shall be deemed to meet both limits and measurement with average detector is unnecessary.

4. RADIATED EMISSION TEST

4.1. Test Equipment

4.1.1. For frequency range 30MHz~1000MHz (At Anechoic Chamber)

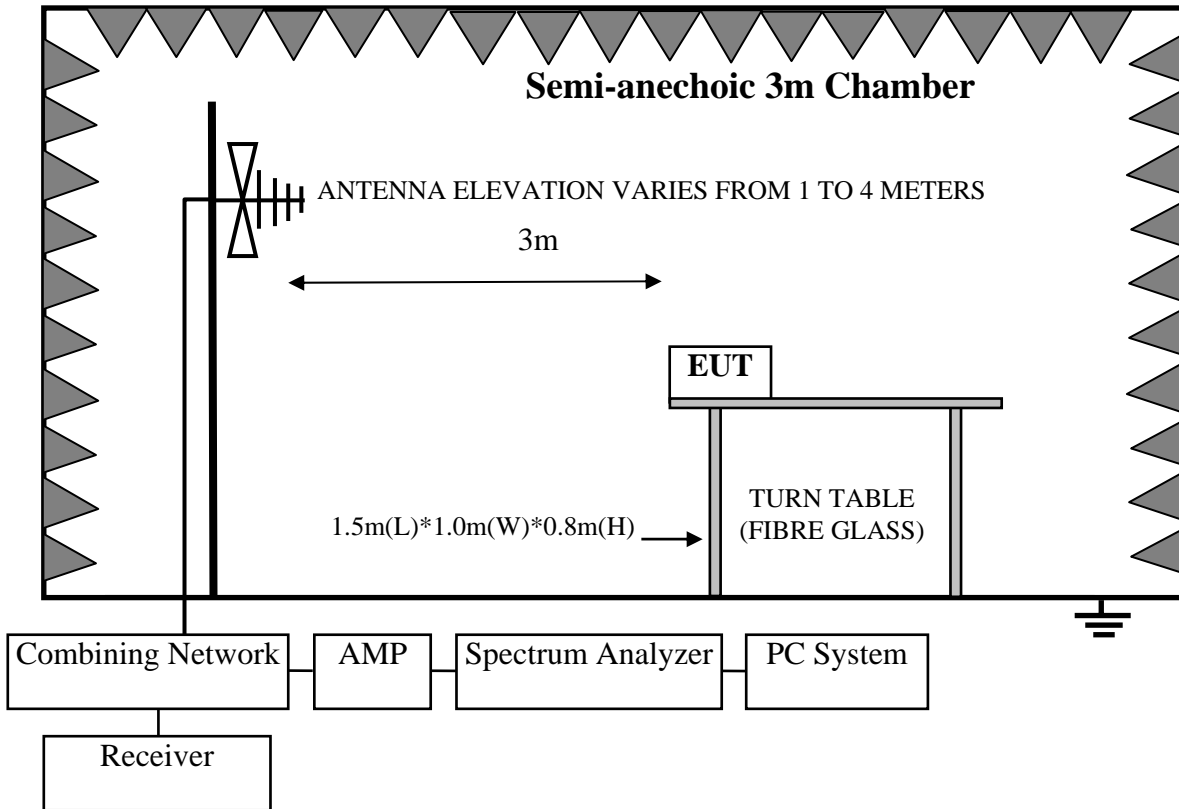
Item	Equipment	Manufacturer	Model No.	Serial No.	Last Cal.	Cal. Interval
1	3#Chamber	AUDIX	N/A	N/A	Nov.24, 12	1 Year
2	EMI Spectrum	Agilent	E4407B	MY41440292	May.08, 13	1 Year
3	Test Receiver	Rohde & Schwarz	ESVS10	834468/011	May.08, 13	1 Year
4	Amplifier	HP	8447D	2648A04738	May.08, 13	1 Year
5	Bilog Antenna	TESEQ	CBL6112D	35375	May.30, 13	1 Year
6	RF Cable	MIYAZAKI	CFD400-NL	3# Chamber No.1	May.08, 13	1 Year
7	Coaxial Switch	Anritsu	MP59B	M74389	May.08, 13	1 Year

4.1.2. For frequency range above 1GHz (At Anechoic Chamber)

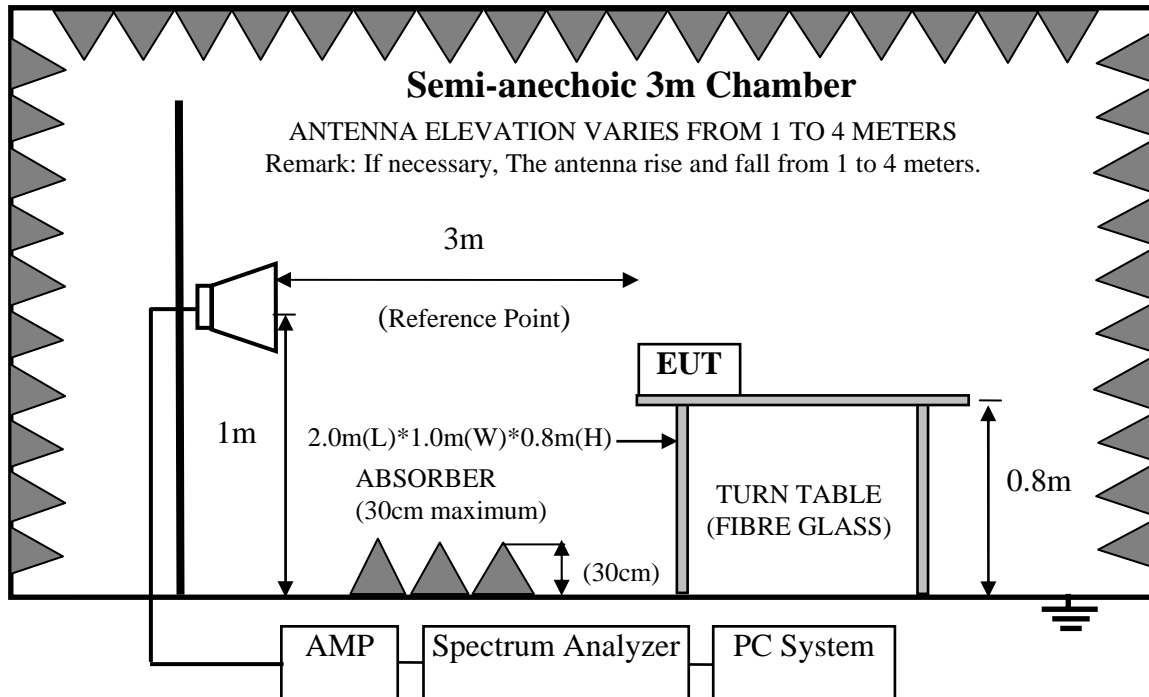
Item	Equipment	Manufacturer	Model No.	Serial No.	Last Cal.	Cal. Interval
1	Spectrum Analyzer	Agilent	E4407B	MY41440292	May.08, 12	1 Year
2	Horn Antenna	EMCO	3115	9510-4580	June.05, 12	1 Year
3	Amplifier	Agilent	8449B	3008A00863	May.08, 12	1 Year
4	RF Cable	Hubersuhner	SUCOFLEX106	77980/6	May.08, 12	1 Year
5	RF Cable	Hubersuhner	SUCOFLEX106	77977/6	May.08, 12	1 Year
6	Horn Antenna	EMCO	3116	00060089	June.05,12	1 Year

4.2. Block Diagram of Test Setup

4.2.1. For frequency range 30MHz-1000MHz



4.2.2. For frequency range above 1GHz



4.3.Radiated Emission Limit

4.3.1. 15.247&209 limits

FREQUENCY MHz	DISTANCE Meters	FIELD STRENGTHS LIMIT	
		μV/m	dB(μV)/m
30 ~ 88	3	100	40.0
88 ~ 216	3	150	43.5
216 ~ 960	3	200	46.0
960 ~ 1000	3	500	54.0
Above 1000	3	74.0 dB(μV)/m (Peak) 54.0 dB(μV)/m (Average)	

Remark : (1) Emission level dBμV = 20 log Emission level μV/m

(2) The smaller limit shall apply at the cross point between two frequency bands.

(3) Distance is the distance in meters between the measuring instrument, antenna and the closest point of any part of the device or system.

4.3.2. 15.205 Restricted bands of operation

MHz	MHz	MHz	GHz
0.090 - 0.110	16.42 - 16.423	399.9 - 410	4.5 - 5.15
¹ 0.495 - 0.505	16.69475 - 16.69525	608 - 614	5.35 - 5.46
2.1735 - 2.1905	16.80425 - 16.80475	960 - 1240	7.25 - 7.75
4.125 - 4.128	25.5 - 25.67	1300 - 1427	8.025 - 8.5
4.17725 - 4.17775	37.5 - 38.25	1435 - 1626.5	9.0 - 9.2
4.20725 - 4.20775	73 - 74.6	1645.5 - 1646.5	9.3 - 9.5
6.215 - 6.218	74.8 - 75.2	1660 - 1710	10.6 - 12.7
6.26775 - 6.26825	108 - 121.94	1718.8 - 1722.2	13.25 - 13.4
6.31175 - 6.31225	123 - 138	2200 - 2300	14.47 - 14.5
8.291 - 8.294	149.9 - 150.05	2310 - 2390	15.35 - 16.2
8.362 - 8.366	156.52475 - 156.52525	2483.5 - 2500	17.7 - 21.4
8.37625 - 8.38675	156.7 - 156.9	2690 - 2900	22.01 - 23.12
8.41425 - 8.41475	162.0125 - 167.17	3260 - 3267	23.6 - 24.0
12.29 - 12.293	167.72 - 173.2	3332 - 3339	31.2 - 31.8
12.51975 - 12.52025	240 - 285	3345.8 - 3358	36.43 - 36.5
12.57675 - 12.57725	322 - 335.4	3600 - 4400	(²)

All the emissions appearing within 15.205 restricted frequency bands shall not exceed the limits shown in 15.209, all the other emissions shall be at least 20dB below the fundamental emissions or comply with 15.209 limits.

4.4.EUT Configuration on Test

The configurations of EUT are listed in Section 3.5.

4.5.Operating Condition of EUT

Same as Conducted Emission test that is listed in Section 3.6. except the test set up replaced by Section 4.2.

4.6.Test Procedure

EUT and its simulators are placed on a turn table, which is 0.8 meter high above ground. The turn table can rotate 360 degrees to determine the position of the maximum emission level. Power on the EUT and let it working in test mode, then test it. EUT is set 3 meters away from the receiving antenna, which is mounted on a antenna tower. The antenna can be moved up and

down between 1 meter and 4 meters to find out the maximum emission level. Broadband antenna (calibrated bilog antenna) is used as receiving antenna. Both horizontal and vertical polarization of the antenna are set on test.

This test was performed with EUT in X, Y, Z position, and the worse case was found when EUT in X position as test photo indicated.

The bandwidth of the EMI test receiver (R&S ESVS10) is set at 120kHz for frequency range from 30MHz to 1000 MHz.

The bandwidth of the Spectrum's VBW is set at 3MHz and RBW is set at 1MHz for peak emissions measurement above 1GHz and 1MHz RBW, 10Hz VBW for average emissions measure above 1GHz

The frequency range from 30MHz to 10th harmonic (40GHz) are checked. and no any emissions were found from 18GHz to 40 GHz, So the radiated emissions from 18GHz to 40GHz were not record

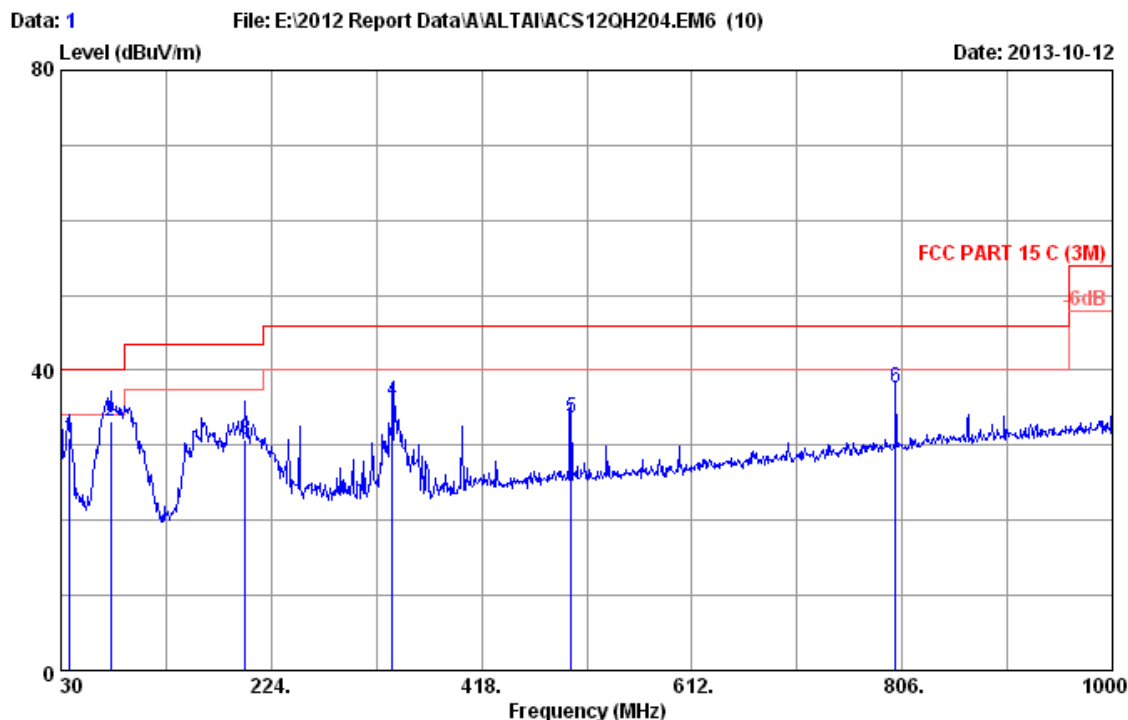
4.7. Radiated Emission Test Results

PASS.

All the emissions from 30MHz to 40 GHz were comply with 15.209 limits.

Note: For emissions above 1GHz, if peak level comply with average limit, then the average level is deemed to comply with average limit.

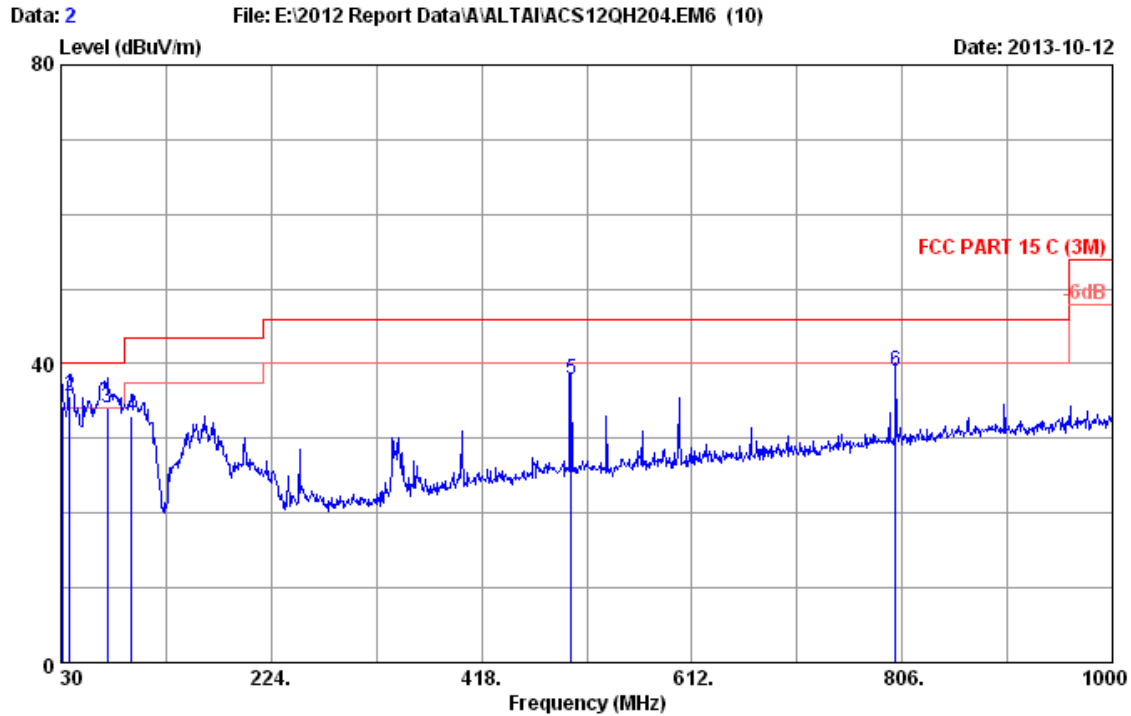
2.4G:
Frequency: 30MHz~1GHz



Site no. : 3m Chamber Data no. : 1
 Dis. / Ant. : 3m 2013 CBL6112D 35375 Ant. pol. : HORIZONTAL
 Limit : FCC PART 15 C (3M)
 Env. / Ins. : 24°C/65% Engineer : Leo-Li
 EUT : A8in Super WiFi Base Station
 Power rating : DC 56V From Adapter Input AC 120V/60Hz
 Test Mode : Tx Mode
 M/N:WA8011N-HE

No.	Freq. (MHz)	Ant. Factor (dB/m)	Cable Loss (dB)	Reading (dBuV)	Emission Level (dBuV/m)	Limits (dBuV/m)	Margin (dB)	Remark
1	37.760	15.34	0.97	14.74	31.05	40.00	8.95	QP
2	75.590	7.18	1.30	24.63	33.11	40.00	6.89	QP
3	199.750	10.29	1.79	18.78	30.86	43.50	12.64	QP
4	335.550	14.82	2.27	18.87	35.96	46.00	10.04	QP
5	500.450	18.01	2.75	12.85	33.61	46.00	12.39	QP
6	800.180	20.90	3.61	13.06	37.57	46.00	8.43	QP

Remarks: 1. Emission Level= Antenna Factor + Cable Loss + Reading.
 2. The emission levels that are 20dB below the official limit are not reported.

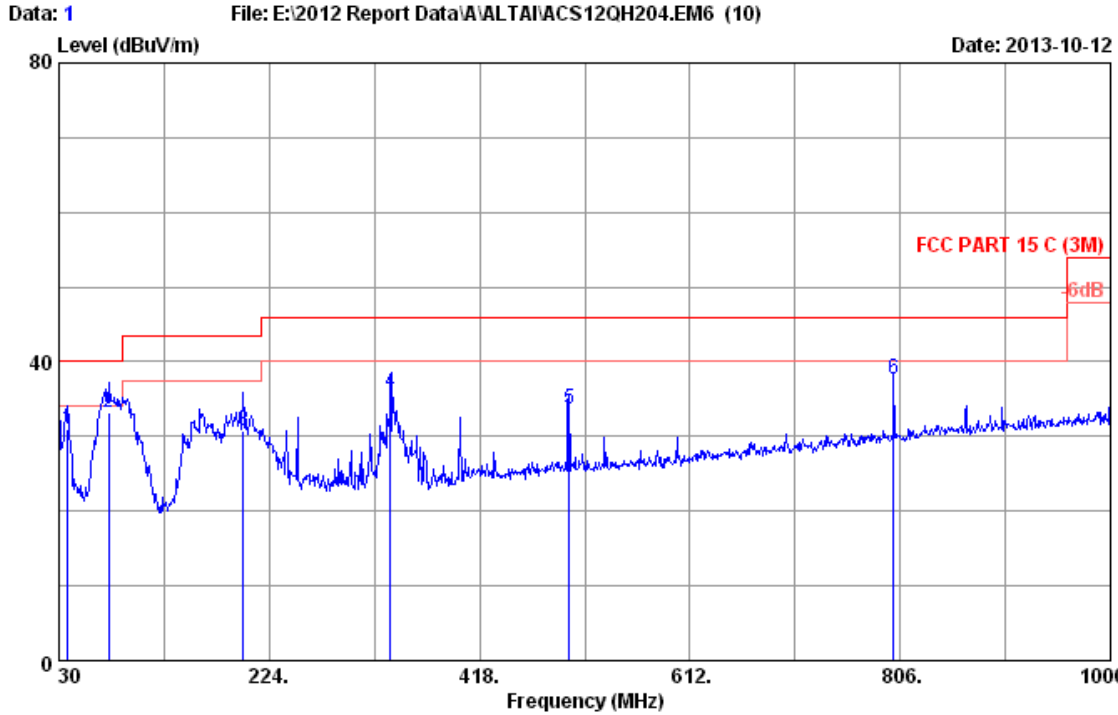


Site no. : 3m Chamber Data no. : 2
 Dis. / Ant. : 3m 2013 CBL6112D 35375 Ant. pol. : VERTICAL
 Limit : FCC PART 15 C (3M)
 Env. / Ins. : 24°C/65% Engineer : Leo-Li
 EUT : A8in Super WiFi Base Station
 Power rating : DC 56V From Adapter Input AC 120V/60Hz
 Test Mode : Tx Mode
 M/N:WA8011N-HE

No.	Freq. (MHz)	Ant. Factor (dB/m)	Cable Loss (dB)	Reading (dBuV)	Emission Level (dBuV/m)	Limits (dBuV/m)	Margin (dB)	Remark
1	30.970	19.47	0.85	13.90	34.22	40.00	5.78	QP
2	37.760	15.34	0.97	19.26	35.57	40.00	4.43	QP
3	72.680	6.97	1.29	25.84	34.10	40.00	5.90	QP
4	94.990	10.40	1.39	21.15	32.94	43.50	10.56	QP
5	500.450	18.01	2.75	17.08	37.84	46.00	8.16	QP
6	800.180	20.90	3.61	14.57	39.08	46.00	6.92	QP

Remarks: 1. Emission Level= Antenna Factor + Cable Loss + Reading.
 2. The emission levels that are 20dB below the official limit are not reported.

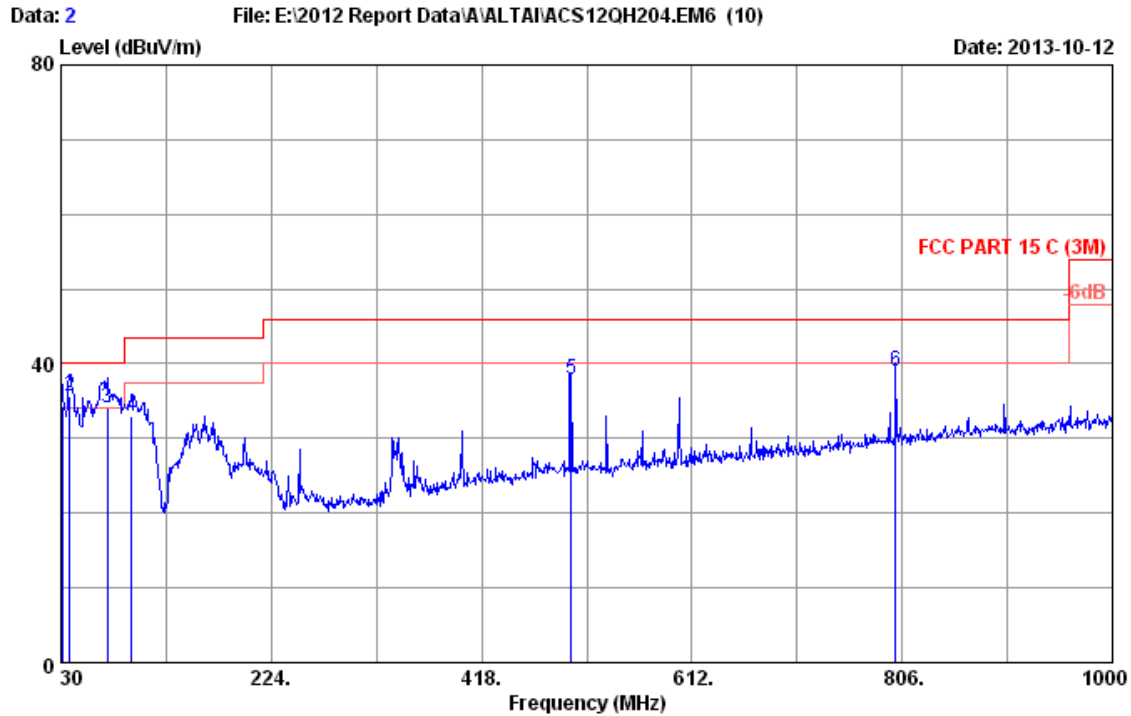
5.8G:
Frequency: 30MHz~1GHz



Site no. : 3m Chamber Data no. : 1
 Dis. / Ant. : 3m 2013 CBL6112D 35375 Ant. pol. : HORIZONTAL
 Limit : FCC PART 15 C (3M)
 Env. / Ins. : 24°C/65% Engineer : Leo-Li
 EUT : ASin Super WiFi Base Station
 Power rating : DC 56V From Adapter Input AC 120V/60Hz
 Test Mode : Tx Mode
 M/N:WA8011N-HE

No.	Freq. (MHz)	Ant. Factor (dB/m)	Cable Loss (dB)	Reading (dBuV)	Emission Level (dBuV/m)	Limits (dBuV/m)	Margin (dB)	Remark
1	37.760	15.34	0.97	14.74	31.05	40.00	8.95	QP
2	75.590	7.18	1.30	24.63	33.11	40.00	6.89	QP
3	199.750	10.29	1.79	18.78	30.86	43.50	12.64	QP
4	335.550	14.82	2.27	18.87	35.96	46.00	10.04	QP
5	500.450	18.01	2.75	12.85	33.61	46.00	12.39	QP
6	800.180	20.90	3.61	13.06	37.57	46.00	8.43	QP

Remarks: 1. Emission Level= Antenna Factor + Cable Loss + Reading.
 2. The emission levels that are 20dB below the official limit are not reported.



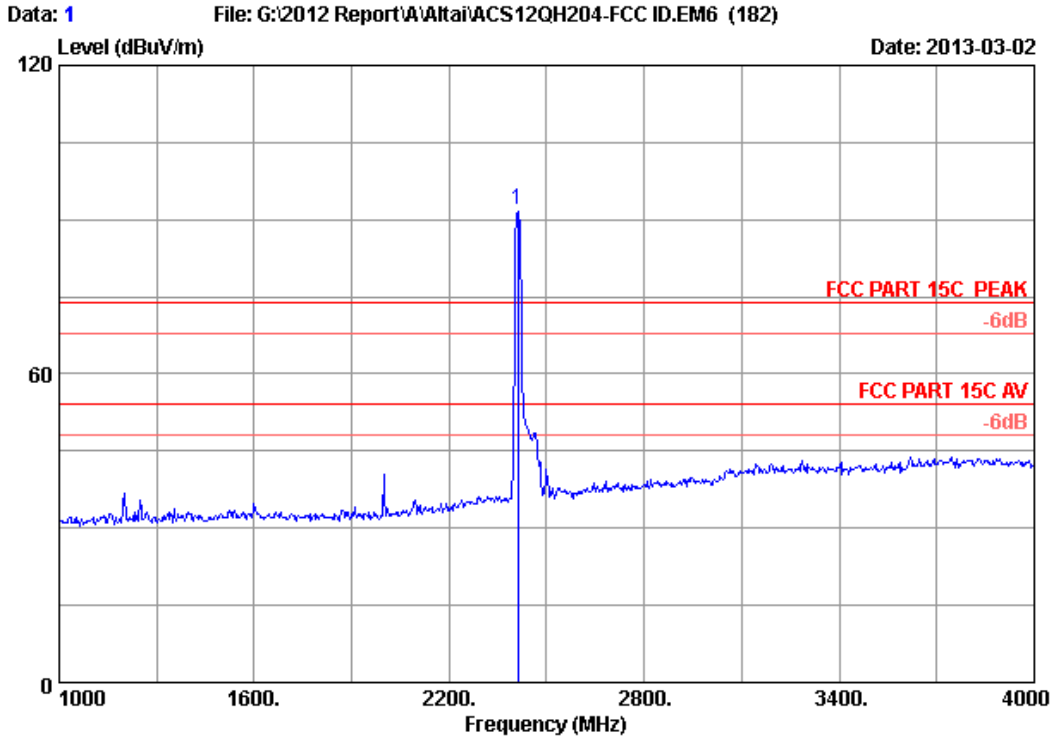
Site no. : 3m Chamber Data no. : 2
 Dis. / Ant. : 3m 2013 CBL6112D 35375 Ant. pol. : VERTICAL
 Limit : FCC PART 15 C (3M)
 Env. / Ins. : 24°C/65% Engineer : Leo-Li
 EUT : A8in Super WiFi Base Station
 Power rating : DC 56V From Adapter Input AC 120V/60Hz
 Test Mode : Tx Mode
 M/N:WA8011N-HE

No.	Freq. (MHz)	Ant. Factor (dB/m)	Cable Loss (dB)	Reading (dBuV)	Emission Level (dBuV/m)	Limits (dBuV/m)	Margin (dB)	Remark
1	30.970	19.47	0.85	13.90	34.22	40.00	5.78	QP
2	37.760	15.34	0.97	19.26	35.57	40.00	4.43	QP
3	72.680	6.97	1.29	25.84	34.10	40.00	5.90	QP
4	94.990	10.40	1.39	21.15	32.94	43.50	10.56	QP
5	500.450	18.01	2.75	17.08	37.84	46.00	8.16	QP
6	800.180	20.90	3.61	14.57	39.08	46.00	6.92	QP

Remarks: 1. Emission Level= Antenna Factor + Cable Loss + Reading.
 2. The emission levels that are 20dB below the official limit are not reported.

2.4G:

Frequency: 1GHz~6GHz

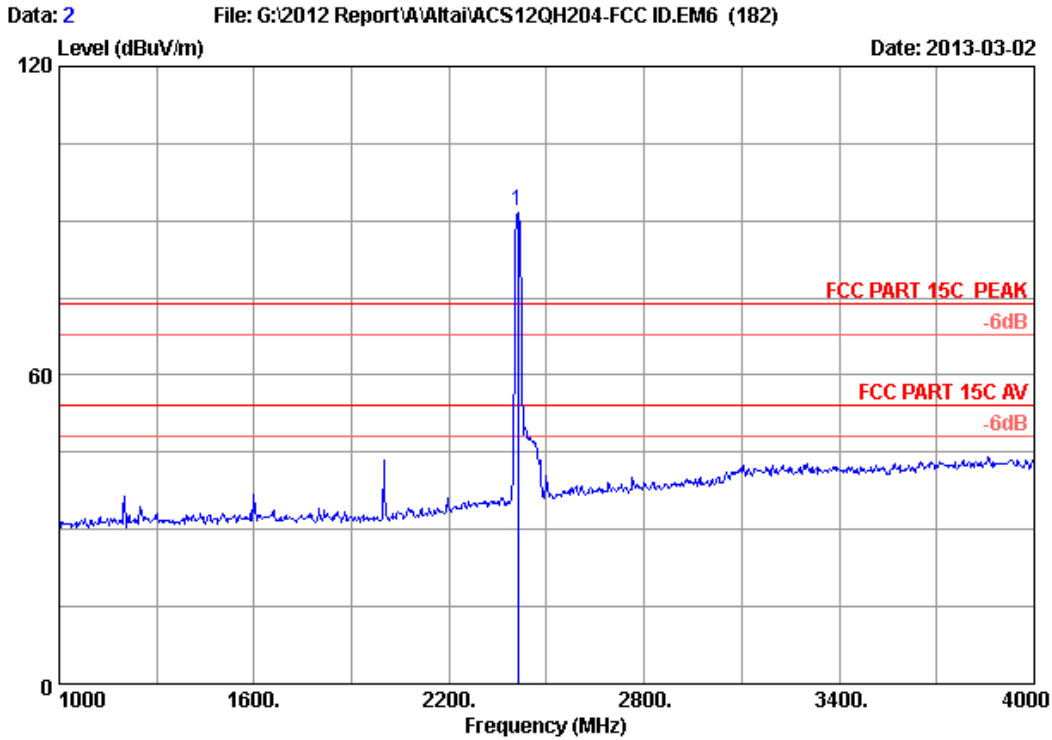


Site no. : 3m Chamber Data no. : 1
 Dis. / Ant. : 3m 2013 3115 (4580) Ant. pol. : HORIZONTAL
 Limit : FCC PART 15C PEAK
 Env. / Ins. : 23°C/54% Engineer : Leo-Li
 EUT : A8in Super WiFi Base Station
 Power supply : DC 56V From Adapter Input AC 120V/60Hz
 Test mode : IEEE802.11b CH 1 2412MHz Tx
 WA8011N-HE

	Ant. Factor	Cable loss	Amp. Factor	Reading	Emission Level	Limits	Margin	Remark
Freq. (MHz)	(dB/m)	(dB)	(dB)	(dBUV)	(dBUV/m)	(dBUV/m)	(dB)	
1 2412.000	28.21	5.81	35.70	93.62	91.94	74.00	-17.94	Peak

Remarks:

1. Emission Level= Antenna Factor + Cable Loss -Amp Factor + Reading.
2. The emission levels that are 20dB below the official limit are not reported.

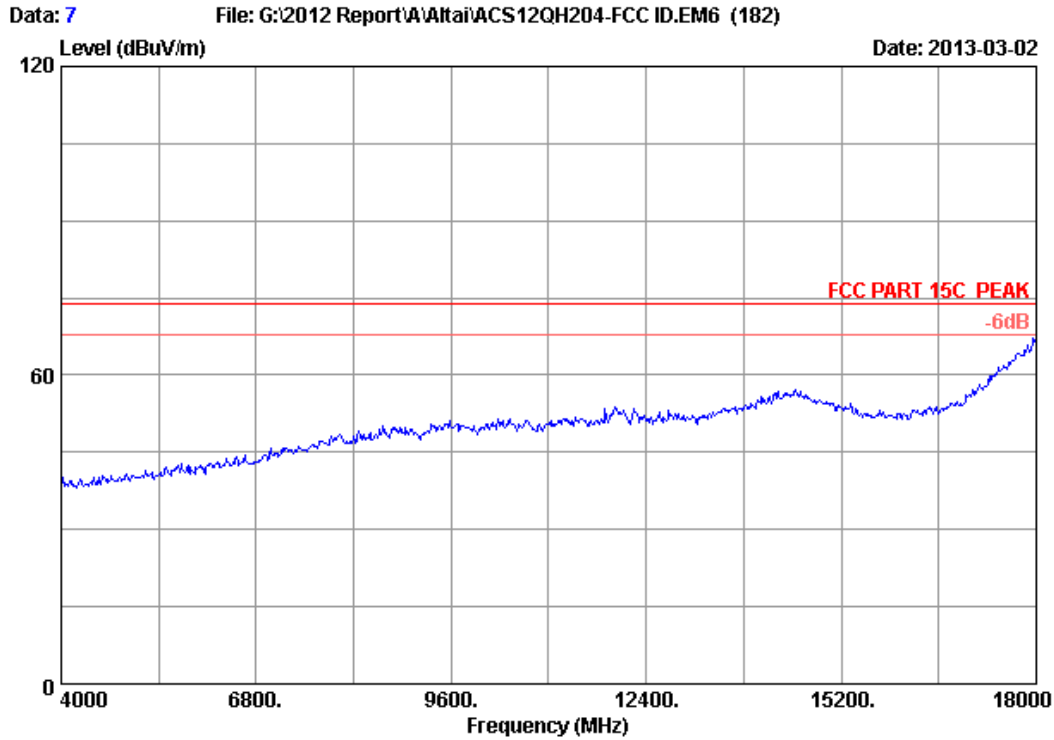


Site no. : 3m Chamber Data no. : 2
 Dis. / Ant. : 3m 2013 3115 (4580) Ant. pol. : VERTICAL
 Limit : FCC PART 15C PEAK
 Env. / Ins. : 23°C/54% Engineer : Leo-Li
 EUT : A8in Super WiFi Base Station
 Power supply : DC 56V From Adapter Input AC 120V/60Hz
 Test mode : IEEE802.11b CH 1 2412MHz Tx
 WA8011N-HE

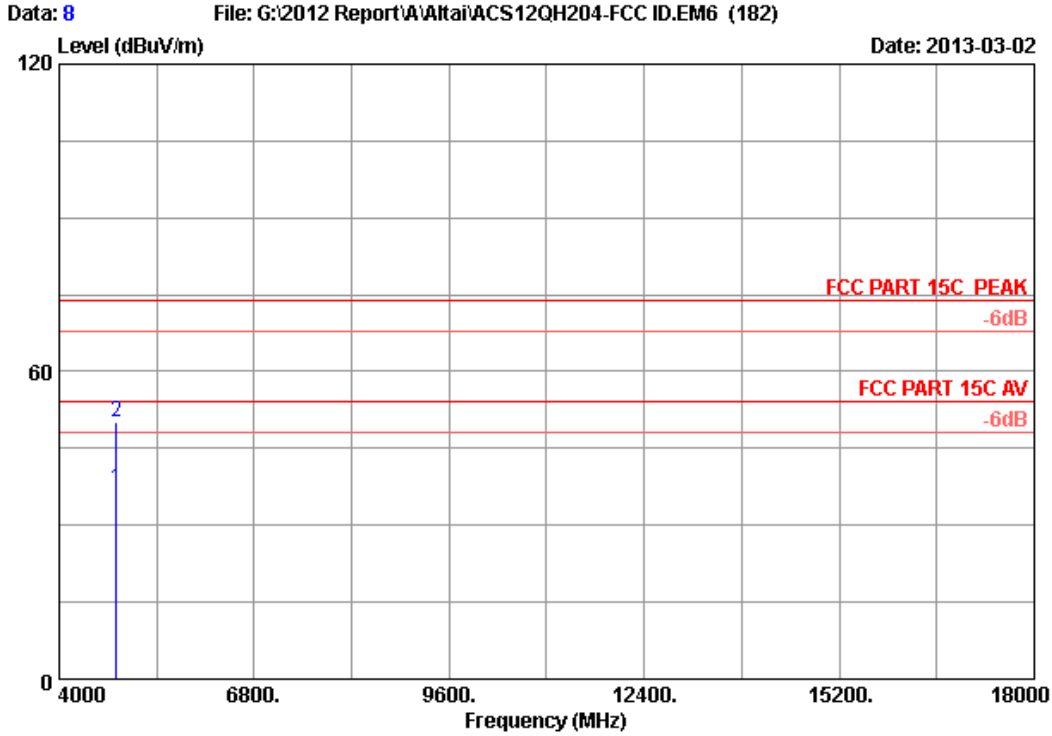
	Ant. Factor	Cable loss	Amp. Factor	Emission Reading	Emission Level	Limits	Margin	Remark
Freq. (MHz)	(dB/m)	(dB)	(dB)	(dBUV)	(dBUV/m)	(dBUV/m)	(dB)	
1 2412.000	28.21	5.81	35.70	93.46	91.78	74.00	-17.78	Peak

Remarks:

1. Emission Level= Antenna Factor + Cable Loss -Amp Factor + Reading.
2. The emission levels that are 20dB below the official limit are not reported.



Site no. : 3m Chamber Data no. : 7
Dis. / Ant. : 3m 2013 3115 (4580) Ant. pol. : VERTICAL
Limit : FCC PART 15C PEAK
Env. / Ins. : 23°C/54% Engineer : Leo-Li
EUT : A8in Super WiFi Base Station
Power supply : DC 56V From Adapter Input AC 120V/60Hz
Test mode : IEEE802.11b CH 1 2412MHz Tx
WA8011N-HE

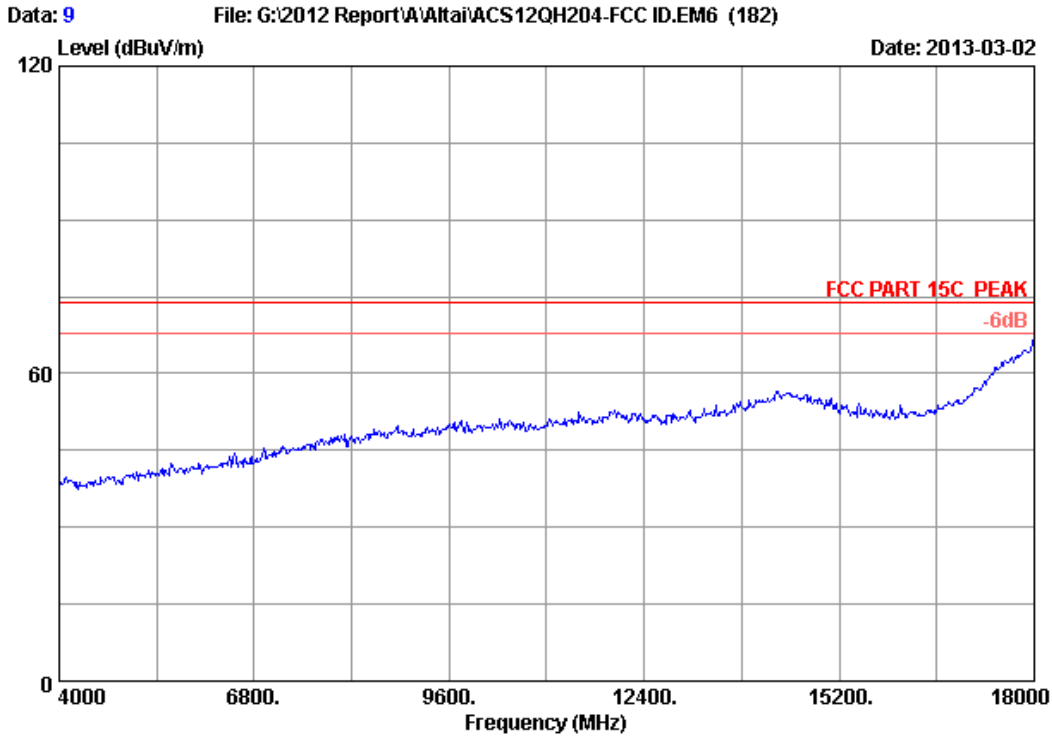


Site no. : 3m Chamber Data no. : 8
 Dis. / Ant. : 3m 2013 3115 (4580) Ant. pol. : VERTICAL
 Limit : FCC PART 15C PEAK
 Env. / Ins. : 23°C/54% Engineer : Leo-Li
 EUT : ASin Super WiFi Base Station
 Power supply : DC 56V From Adapter Input AC 120V/60Hz
 Test mode : IEEE802.11b CH 1 2412MHz Tx
 WA8011N-HE

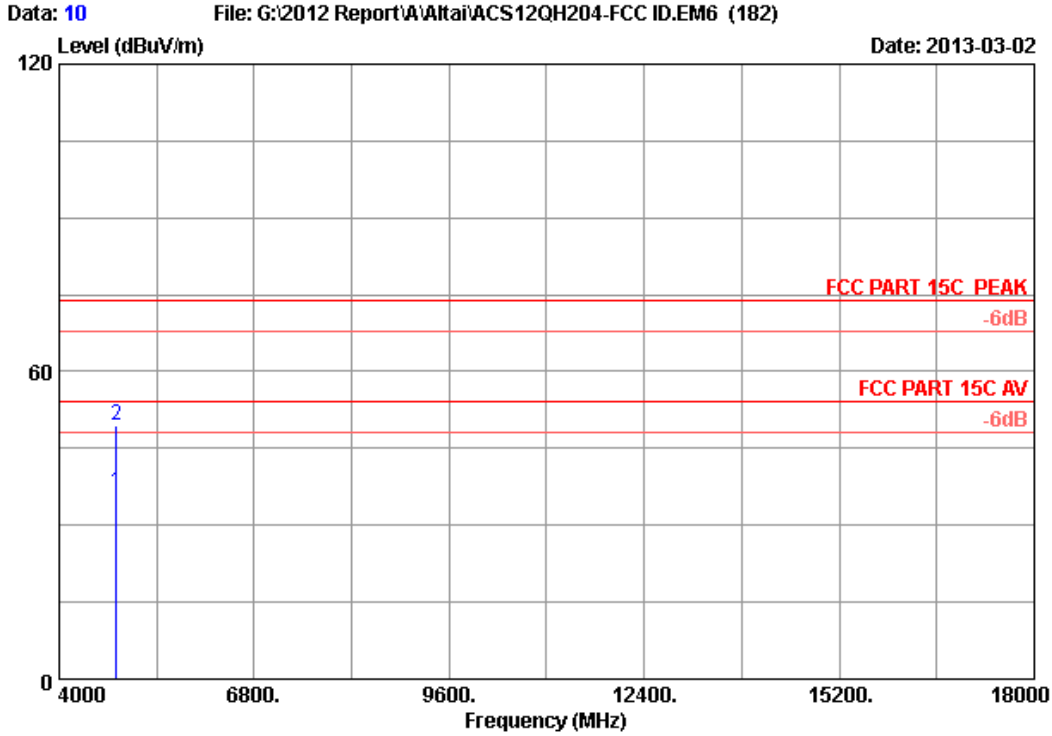
	Freq. (MHz)	Ant. Factor (dB/m)	Cable loss (dB)	Amp. Factor (dB)	Reading (dBUV)	Emission Level (dBUV/m)	Limits (dBUV/m)	Margin (dB)	Remark
1	4824.000	32.88	8.58	35.70	31.26	37.02	54.00	16.98	Average
2	4824.000	32.88	8.58	35.70	44.51	50.27	74.00	23.73	Peak

Remarks:

1. Emission Level= Antenna Factor + Cable Loss -Amp Factor + Reading.
2. The emission levels that are 20dB below the official limit are not reported.



Site no. : 3m Chamber Data no. : 9
Dis. / Ant. : 3m 2013 3115 (4580) Ant. pol. : HORIZONTAL
Limit : FCC PART 15C PEAK
Env. / Ins. : 23°C/54% Engineer : Leo-Li
EUT : A8in Super WiFi Base Station
Power supply : DC 56V From Adapter Input AC 120V/60Hz
Test mode : IEEE802.11b CH 1 2412MHz Tx
WA8011N-HE

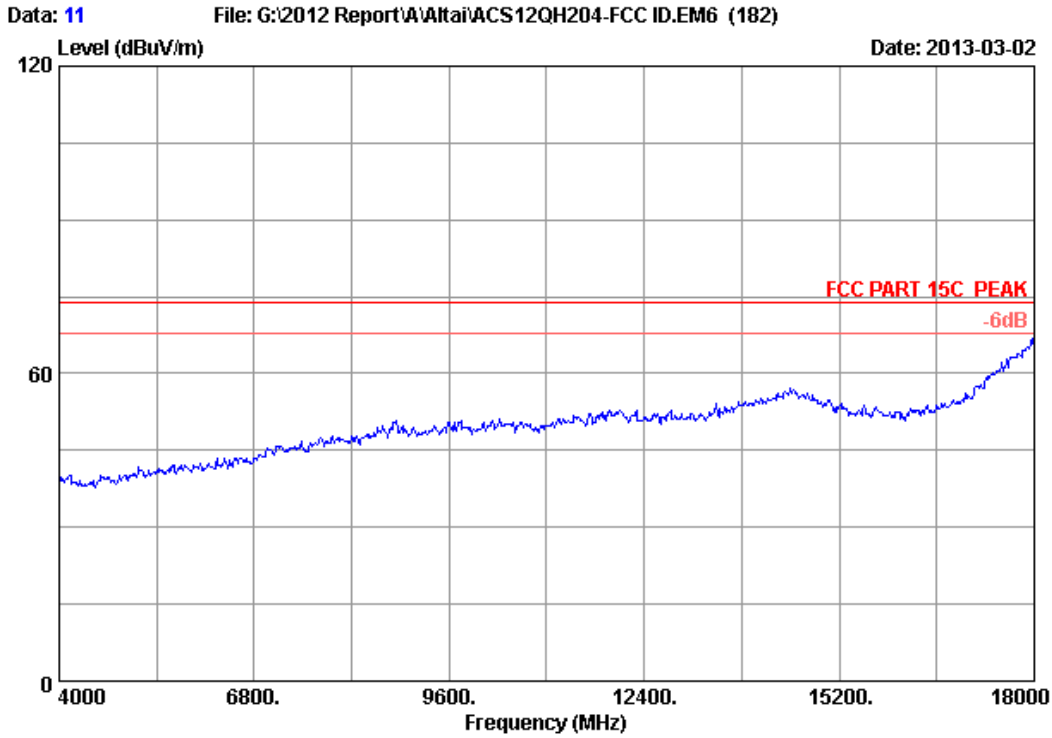


Site no. : 3m Chamber Data no. : 10
 Dis. / Ant. : 3m 2013 3115 (4580) Ant. pol. : HORIZONTAL
 Limit : FCC PART 15C PEAK
 Env. / Ins. : 23°C/54% Engineer : Leo-Li
 EUT : ASin Super WiFi Base Station
 Power supply : DC 56V From Adapter Input AC 120V/60Hz
 Test mode : IEEE802.11b CH 1 2412MHz Tx
 WA8011N-HE

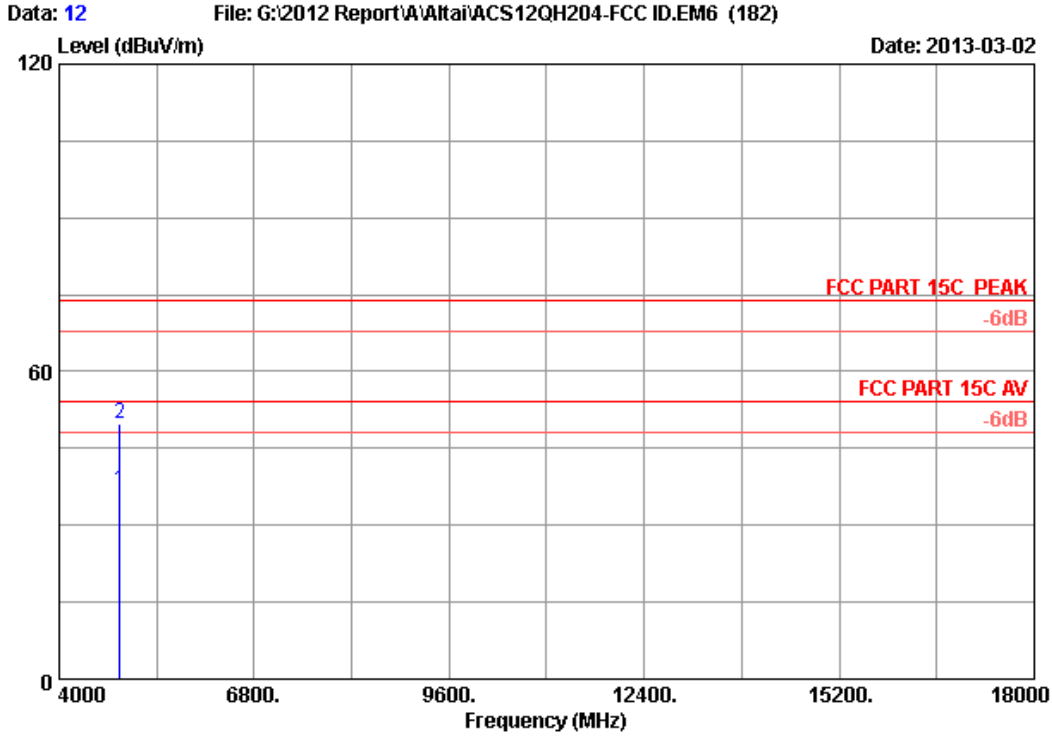
	Freq. (MHz)	Ant. Factor (dB/m)	Cable loss (dB)	Amp. Factor (dB)	Reading (dBuV)	Emission Level (dBuV/m)	Limits (dBuV/m)	Margin (dB)	Remark
1	4824.000	32.88	8.58	35.70	30.58	36.34	54.00	17.66	Average
2	4824.000	32.88	8.58	35.70	43.78	49.54	74.00	24.46	Peak

Remarks:

1. Emission Level= Antenna Factor + Cable Loss -Amp Factor + Reading.
2. The emission levels that are 20dB below the official limit are not reported.



Site no. : 3m Chamber Data no. : 11
Dis. / Ant. : 3m 2013 3115 (4580) Ant. pol. : HORIZONTAL
Limit : FCC PART 15C PEAK
Env. / Ins. : 23°C/54% Engineer : Leo-Li
EUT : A8in Super WiFi Base Station
Power supply : DC 56V From Adapter Input AC 120V/60Hz
Test mode : IEEE802.11b CH 6 2437MHz Tx
WA8011N-HE

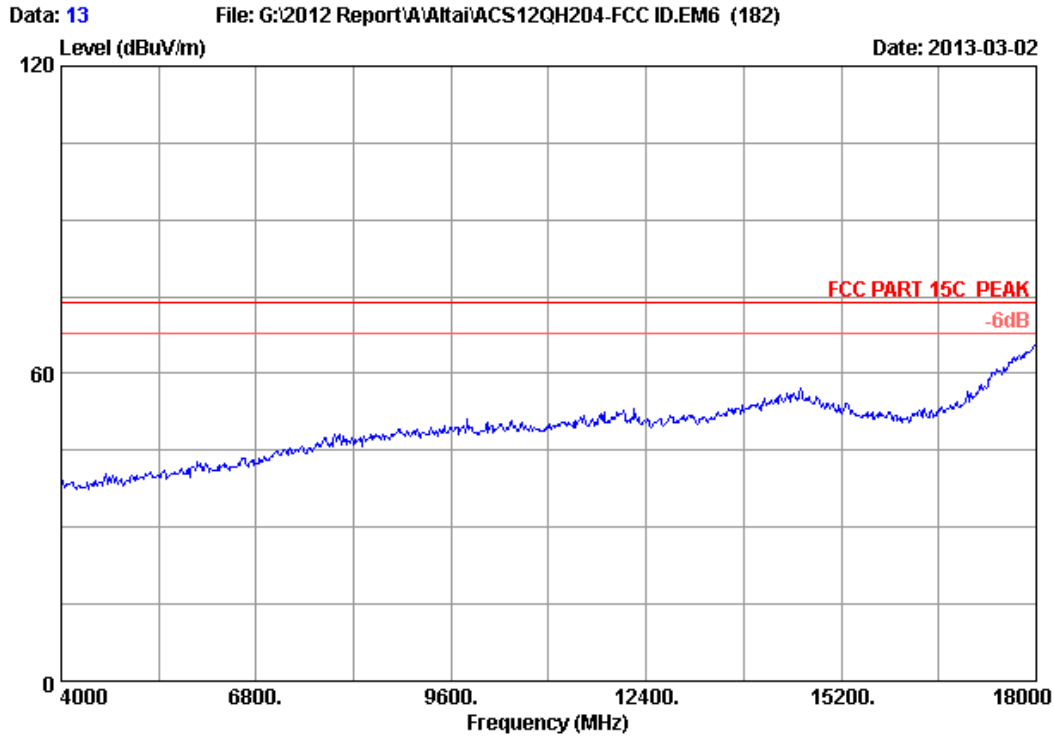


Site no. : 3m Chamber Data no. : 12
 Dis. / Ant. : 3m 2013 3115 (4580) Ant. pol. : HORIZONTAL
 Limit : FCC PART 15C PEAK
 Env. / Ins. : 23°C/54% Engineer : Leo-Li
 EUT : ASin Super WiFi Base Station
 Power supply : DC 56V From Adapter Input AC 120V/60Hz
 Test mode : IEEE802.11b CH 6 2437MHz Tx
 WA8011N-HE

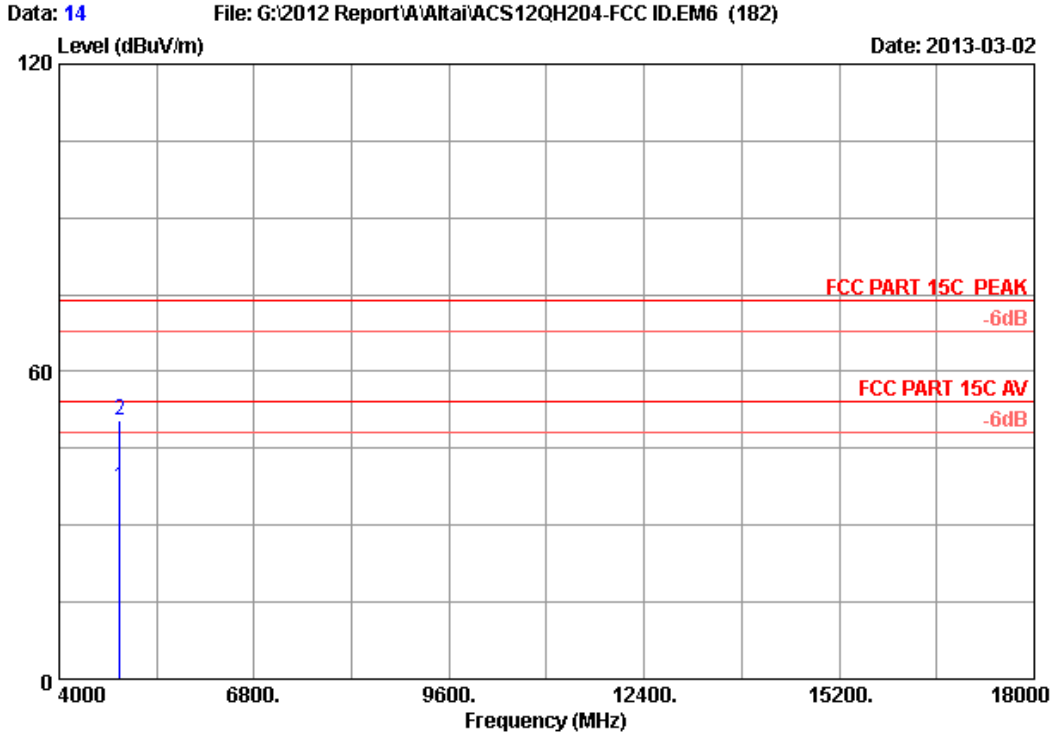
	Freq. (MHz)	Ant. Factor (dB/m)	Cable loss (dB)	Amp. Factor (dB)	Reading (dBUV)	Emission Level (dBUV/m)	Limits (dBUV/m)	Margin (dB)	Remark
1	4874.000	32.97	8.63	35.70	30.89	36.79	54.00	17.21	Average
2	4874.000	32.97	8.63	35.70	43.97	49.87	74.00	24.13	Peak

Remarks:

1. Emission Level= Antenna Factor + Cable Loss -Amp Factor + Reading.
2. The emission levels that are 20dB below the official limit are not reported.



Site no. : 3m Chamber Data no. : 13
Dis. / Ant. : 3m 2013 3115 (4580) Ant. pol. : VERTICAL
Limit : FCC PART 15C PEAK
Env. / Ins. : 23°C/54% Engineer : Leo-Li
EUT : A8in Super WiFi Base Station
Power supply : DC 56V From Adapter Input AC 120V/60Hz
Test mode : IEEE802.11b CH 6 2437MHz Tx
WA8011N-HE

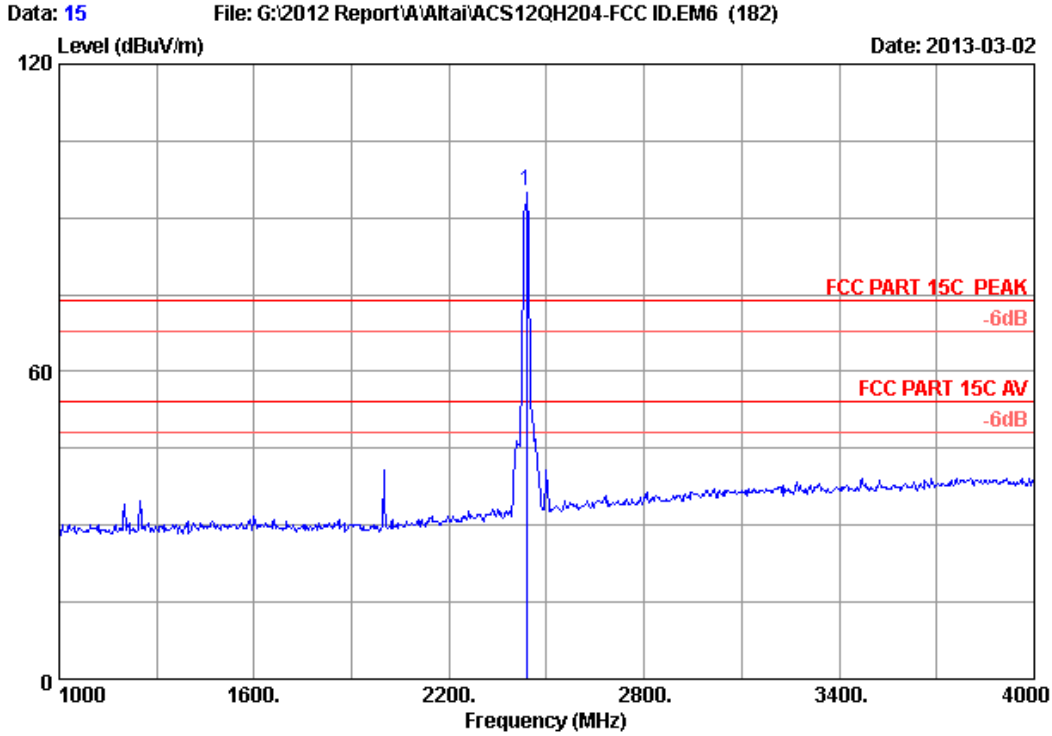


Site no. : 3m Chamber Data no. : 14
 Dis. / Ant. : 3m 2013 3115 (4580) Ant. pol. : VERTICAL
 Limit : FCC PART 15C PEAK
 Env. / Ins. : 23°C/54% Engineer : Leo-Li
 EUT : ASin Super WiFi Base Station
 Power supply : DC 56V From Adapter Input AC 120V/60Hz
 Test mode : IEEE802.11b CH 6 2437MHz Tx
 WA8011N-HE

	Freq. (MHz)	Ant. Factor (dB/m)	Cable loss (dB)	Amp. Factor (dB)	Reading (dBUV)	Emission Level (dBUV/m)	Limits (dBUV/m)	Margin (dB)	Remark
1	4874.000	32.97	8.63	35.70	31.46	37.36	54.00	16.64	Average
2	4874.000	32.97	8.63	35.70	44.70	50.60	74.00	23.40	Peak

Remarks:

1. Emission Level= Antenna Factor + Cable Loss -Amp Factor + Reading.
2. The emission levels that are 20dB below the official limit are not reported.

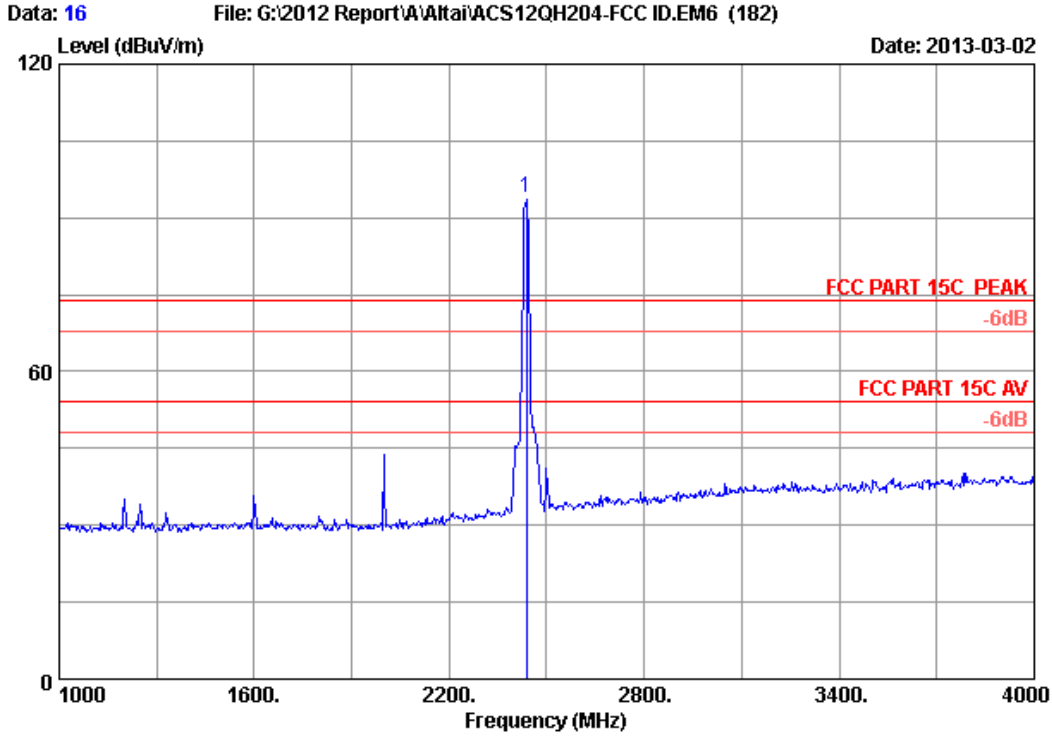


Site no. : 3m Chamber Data no. : 15
 Dis. / Ant. : 3m 2013 3115 (4580) Ant. pol. : HORIZONTAL
 Limit : FCC PART 15C PEAK
 Env. / Ins. : 23°C/54% Engineer : Leo-Li
 EUT : ASin Super WiFi Base Station
 Power supply : DC 56V From Adapter Input AC 120V/60Hz
 Test mode : IEEE802.11b CH 6 2437MHz Tx
 WA8011N-HE

	Freq.	Ant.	Cable	Amp.	Reading	Emission	Limits	Margin	Remark
	(MHz)	(dB/m)	(dB)	(dB)	(dBUV)	(dBUV/m)	(dBUV/m)	(dB)	
1	2437.000	28.26	5.85	35.70	96.79	95.20	74.00	-21.20	Peak

Remarks:

1. Emission Level= Antenna Factor + Cable Loss -Amp Factor + Reading.
2. The emission levels that are 20dB below the official limit are not reported.

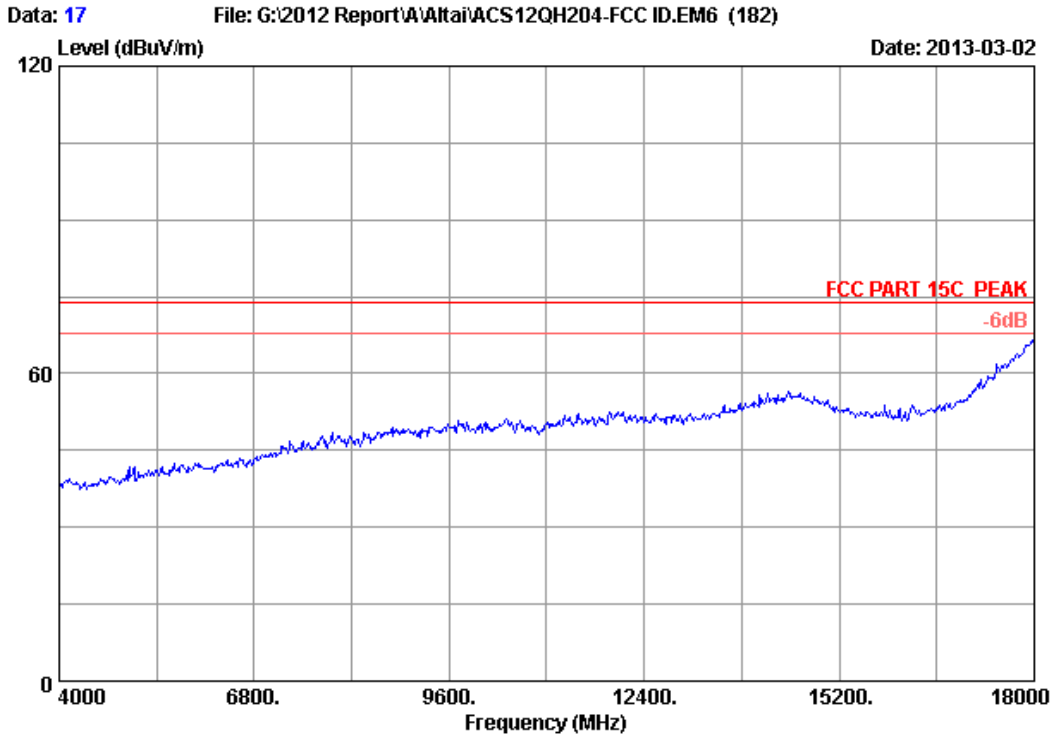


Site no. : 3m Chamber Data no. : 16
 Dis. / Ant. : 3m 2013 3115 (4580) Ant. pol. : VERTICAL
 Limit : FCC PART 15C PEAK
 Env. / Ins. : 23°C/54% Engineer : Leo-Li
 EUT : ASin Super WiFi Base Station
 Power supply : DC 56V From Adapter Input AC 120V/60Hz
 Test mode : IEEE802.11b CH 6 2437MHz Tx
 WA8011N-HE

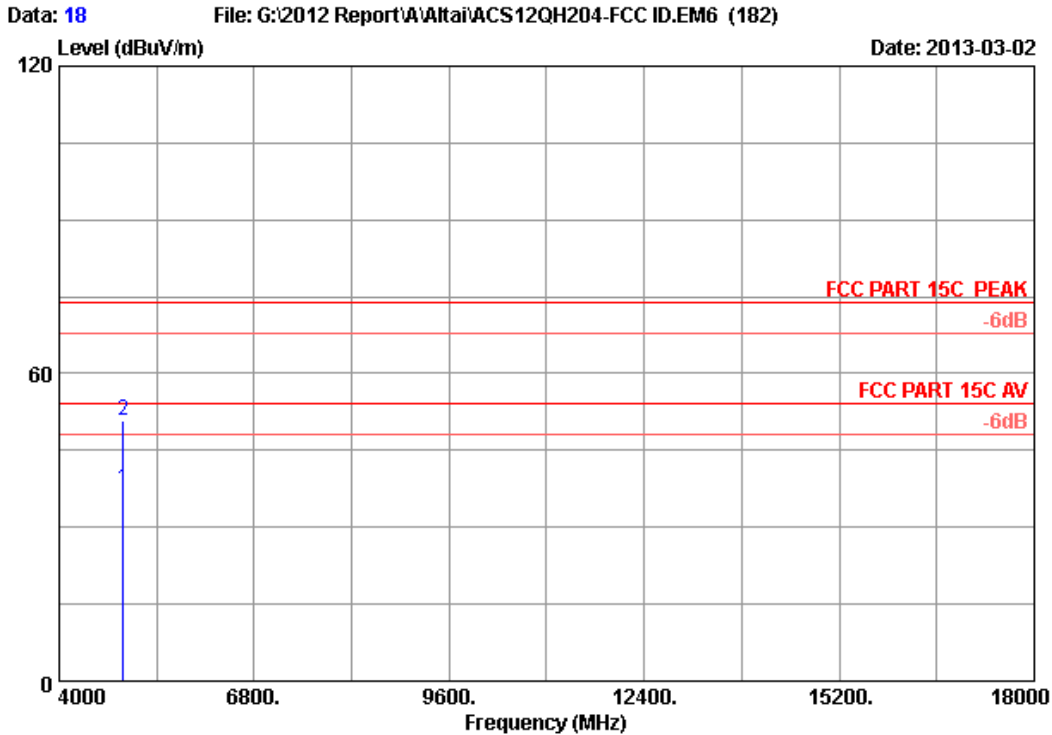
	Freq. (MHz)	Ant. Factor (dB/m)	Cable loss (dB)	Amp. Factor (dB)	Reading (dBUV)	Emission			Remark
						Level (dBUV/m)	Limits (dBUV/m)	Margin (dB)	
1	2437.000	28.26	5.85	35.70	95.62	94.03	74.00	-20.03	Peak

Remarks:

1. Emission Level= Antenna Factor + Cable Loss -Amp Factor + Reading.
2. The emission levels that are 20dB below the official limit are not reported.



Site no. : 3m Chamber Data no. : 17
Dis. / Ant. : 3m 2013 3115 (4580) Ant. pol. : VERTICAL
Limit : FCC PART 15C PEAK
Env. / Ins. : 23°C/54% Engineer : Leo-Li
EUT : A8in Super WiFi Base Station
Power supply : DC 56V From Adapter Input AC 120V/60Hz
Test mode : IEEE802.11b CH 11 2462MHz Tx
WA8011N-HE

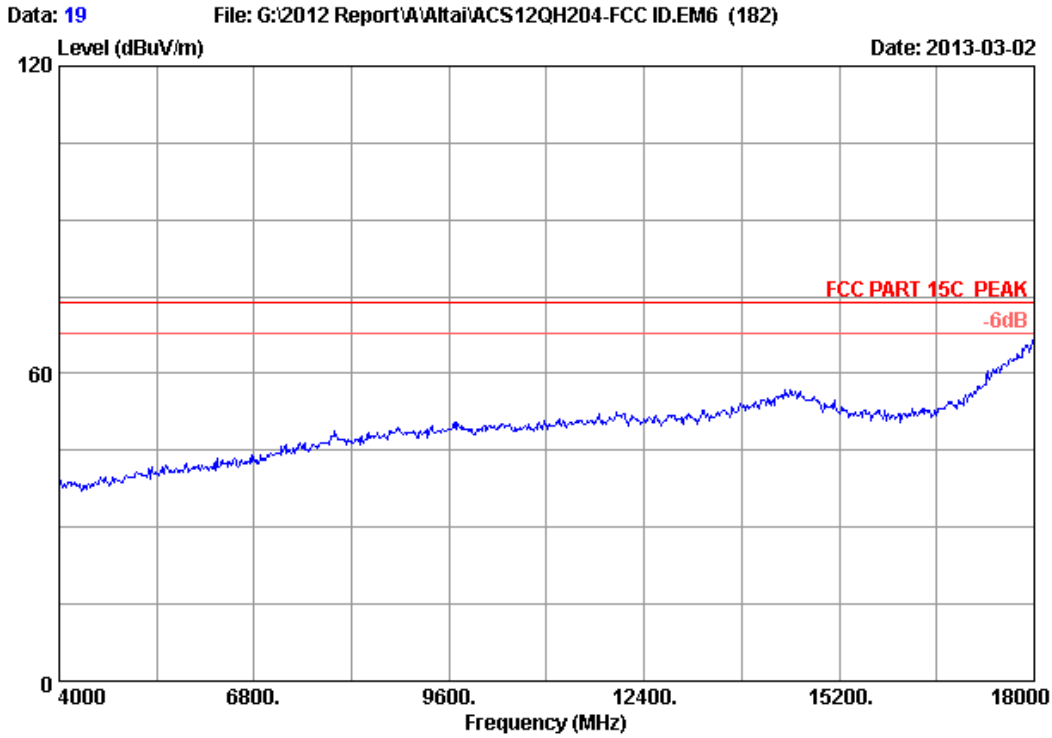


Site no. : 3m Chamber Data no. : 18
 Dis. / Ant. : 3m 2013 3115 (4580) Ant. pol. : VERTICAL
 Limit : FCC PART 15C PEAK
 Env. / Ins. : 23°C/54% Engineer : Leo-Li
 EUT : ASin Super WiFi Base Station
 Power supply : DC 56V From Adapter Input AC 120V/60Hz
 Test mode : IEEE802.11b CH 11 2462MHz Tx
 WA8011N-HE

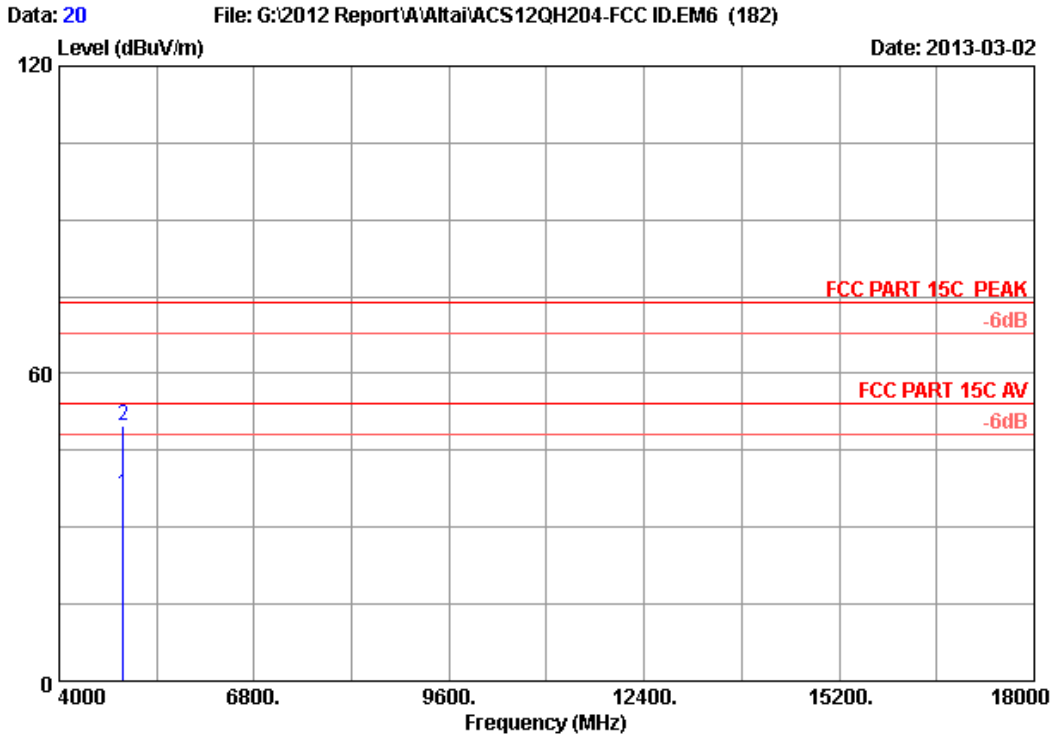
	Freq. (MHz)	Ant. Factor (dB/m)	Cable loss (dB)	Amp. Factor (dB)	Reading (dBUV)	Emission Level (dBUV/m)	Limits (dBUV/m)	Margin (dB)	Remark
1	4924.000	33.06	8.69	35.70	31.26	37.31	54.00	16.69	Average
2	4924.000	33.06	8.69	35.70	44.73	50.78	74.00	23.22	Peak

Remarks:

1. Emission Level= Antenna Factor + Cable Loss -Amp Factor + Reading.
2. The emission levels that are 20dB below the official limit are not reported.



Site no. : 3m Chamber Data no. : 19
Dis. / Ant. : 3m 2013 3115 (4580) Ant. pol. : HORIZONTAL
Limit : FCC PART 15C PEAK
Env. / Ins. : 23°C/54% Engineer : Leo-Li
EUT : A8in Super WiFi Base Station
Power supply : DC 56V From Adapter Input AC 120V/60Hz
Test mode : IEEE802.11b CH 11 2462MHz Tx
WA8011N-HE

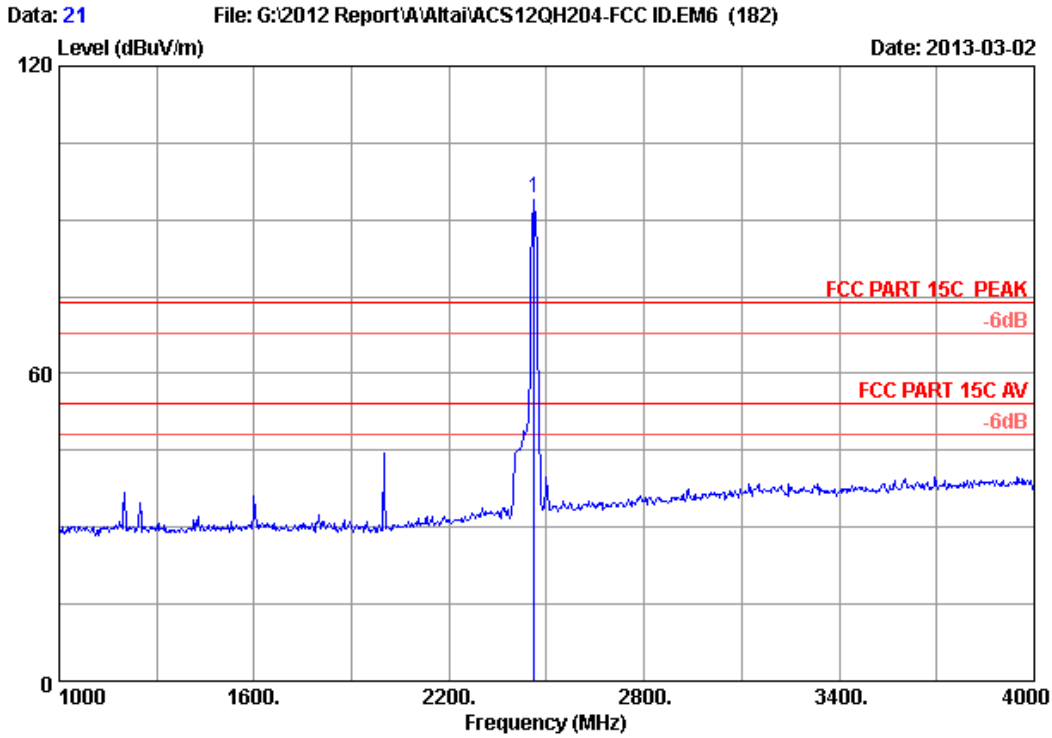


Site no. : 3m Chamber Data no. : 20
 Dis. / Ant. : 3m 2013 3115 (4580) Ant. pol. : HORIZONTAL
 Limit : FCC PART 15C PEAK
 Env. / Ins. : 23°C/54% Engineer : Leo-Li
 EUT : ASin Super WiFi Base Station
 Power supply : DC 56V From Adapter Input AC 120V/60Hz
 Test mode : IEEE802.11b CH 11 2462MHz Tx
 WA8011N-HE

	Freq. (MHz)	Ant. Factor (dB/m)	Cable loss (dB)	Amp. Factor (dB)	Reading (dBUV)	Emission Level (dBUV/m)	Limits (dBUV/m)	Margin (dB)	Remark
1	4924.000	33.06	8.69	35.70	30.44	36.49	54.00	17.51	Average
2	4924.000	33.06	8.69	35.70	43.71	49.76	74.00	24.24	Peak

Remarks:

1. Emission Level= Antenna Factor + Cable Loss -Amp Factor + Reading.
2. The emission levels that are 20dB below the official limit are not reported.

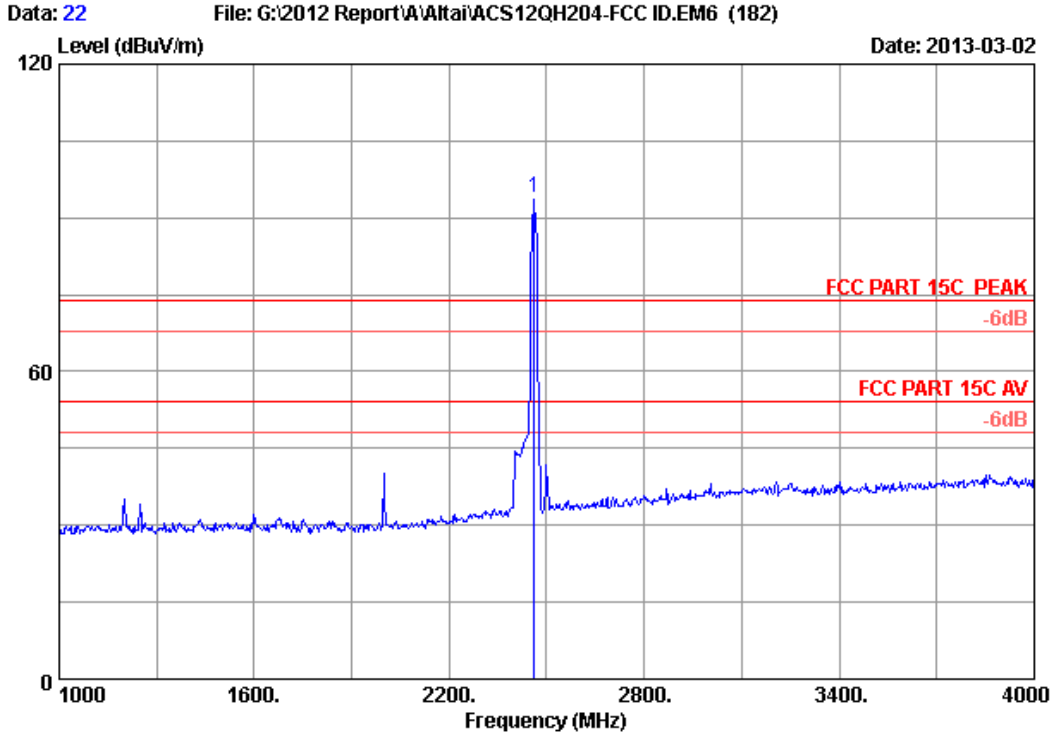


Site no. : 3m Chamber Data no. : 21
 Dis. / Ant. : 3m 2013 3115 (4580) Ant. pol. : VERTICAL
 Limit : FCC PART 15C PEAK
 Env. / Ins. : 23°C/54% Engineer : Leo-Li
 EUT : ASin Super WiFi Base Station
 Power supply : DC 56V From Adapter Input AC 120V/60Hz
 Test mode : IEEE802.11b CH 11 2462MHz Tx
 WA8011N-HE

	Freq.	Ant.	Cable	Amp.	Reading	Emission	Limits	Margin	Remark
	(MHz)	(dB/m)	loss	Factor	(dBUV)	Level	(dBUV/m)	(dB)	
1	2462.000	28.32	5.89	35.70	95.65	94.16	74.00	-20.16	Peak

Remarks:

1. Emission Level= Antenna Factor + Cable Loss -Amp Factor + Reading.
2. The emission levels that are 20dB below the official limit are not reported.

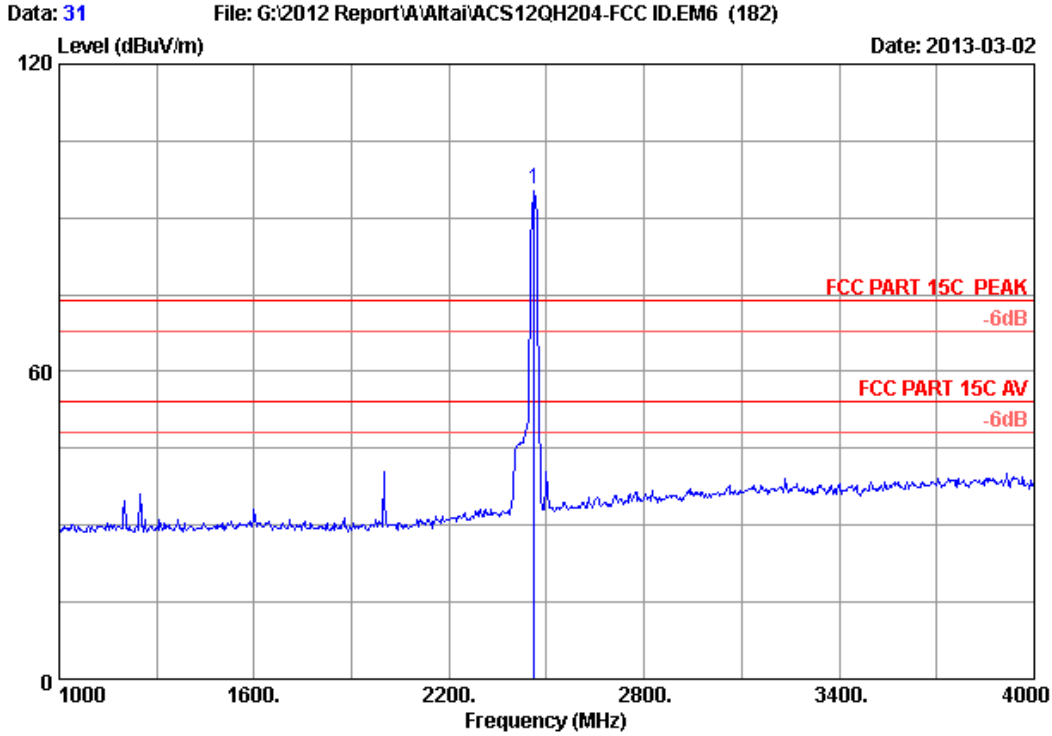


Site no. : 3m Chamber Data no. : 22
 Dis. / Ant. : 3m 2013 3115 (4580) Ant. pol. : HORIZONTAL
 Limit : FCC PART 15C PEAK
 Env. / Ins. : 23°C/54% Engineer : Leo-Li
 EUT : ASin Super WiFi Base Station
 Power supply : DC 56V From Adapter Input AC 120V/60Hz
 Test mode : IEEE802.11b CH 11 2462MHz Tx
 WA8011N-HE

	Freq.	Ant.	Cable	Amp.	Reading	Emission	Limits	Margin	Remark
	(MHz)	(dB/m)	(dB)	(dB)	(dBUV)	(dBUV/m)	(dBUV/m)	(dB)	
1	2462.000	28.32	5.89	35.70	95.34	93.85	74.00	-19.85	Peak

Remarks:

1. Emission Level= Antenna Factor + Cable Loss -Amp Factor + Reading.
2. The emission levels that are 20dB below the official limit are not reported.

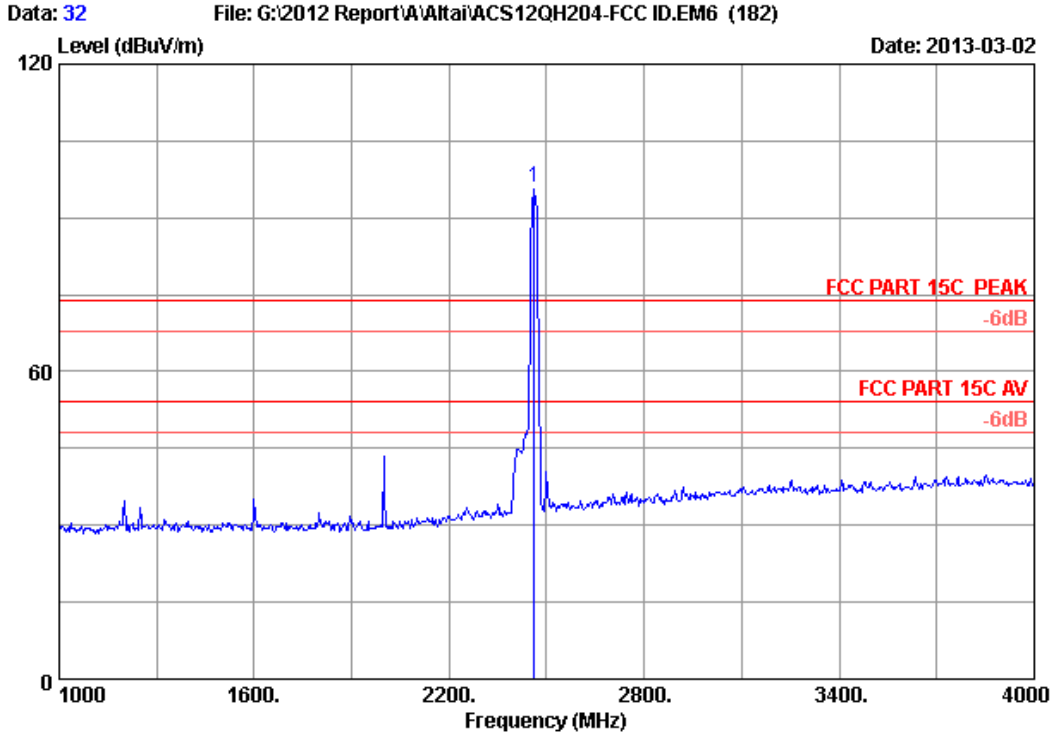


Site no. : 3m Chamber Data no. : 31
 Dis. / Ant. : 3m 2013 3115 (4580) Ant. pol. : HORIZONTAL
 Limit : FCC PART 15C PEAK
 Env. / Ins. : 23°C/54% Engineer : Leo-Li
 EUT : ASin Super WiFi Base Station
 Power supply : DC 56V From Adapter Input AC 120V/60Hz
 Test mode : IEEE802.11g CH 11 2462MHz Tx
 WA8011N-HE

	Freq.	Ant. Factor	Cable loss	Amp. Factor	Reading	Emission Level	Limits	Margin	Remark
	(MHz)	(dB/m)	(dB)	(dB)	(dBUV)	(dBUV/m)	(dBUV/m)	(dB)	
1	2462.000	28.32	5.89	35.70	97.14	95.65	74.00	-21.65	Peak

Remarks:

1. Emission Level= Antenna Factor + Cable Loss -Amp Factor + Reading.
2. The emission levels that are 20dB below the official limit are not reported.

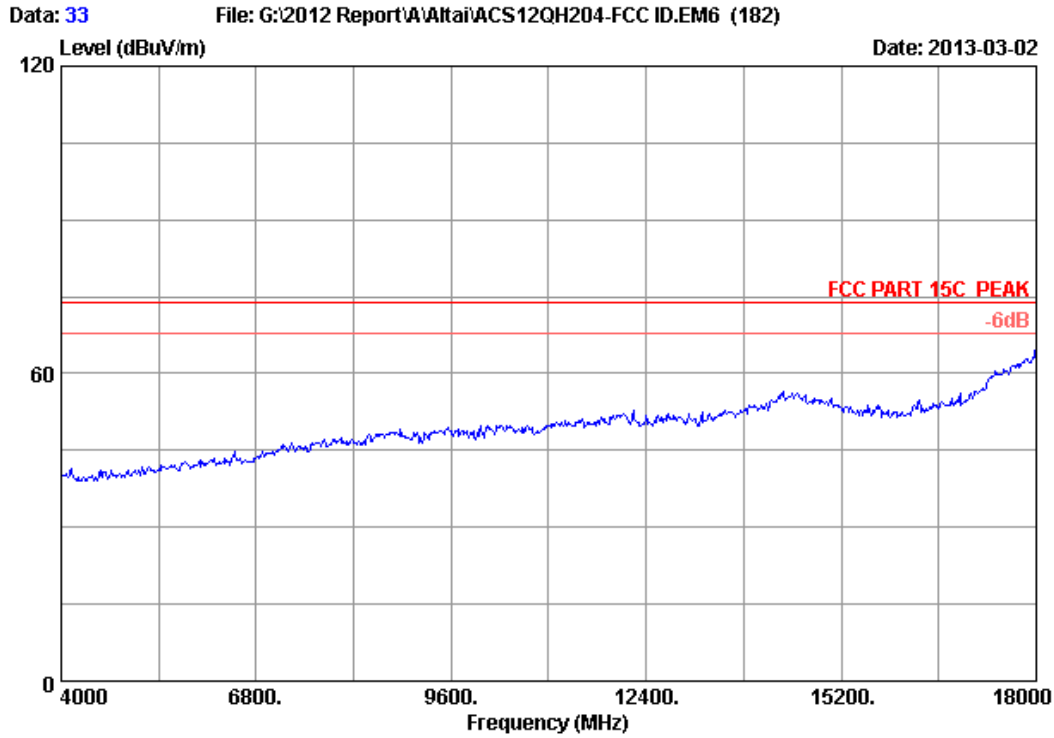


Site no. : 3m Chamber Data no. : 32
 Dis. / Ant. : 3m 2013 3115 (4580) Ant. pol. : VERTICAL
 Limit : FCC PART 15C PEAK
 Env. / Ins. : 23°C/54% Engineer : Leo-Li
 EUT : ASin Super WiFi Base Station
 Power supply : DC 56V From Adapter Input AC 120V/60Hz
 Test mode : IEEE802.11g CH 11 2462MHz Tx
 WA8011N-HE

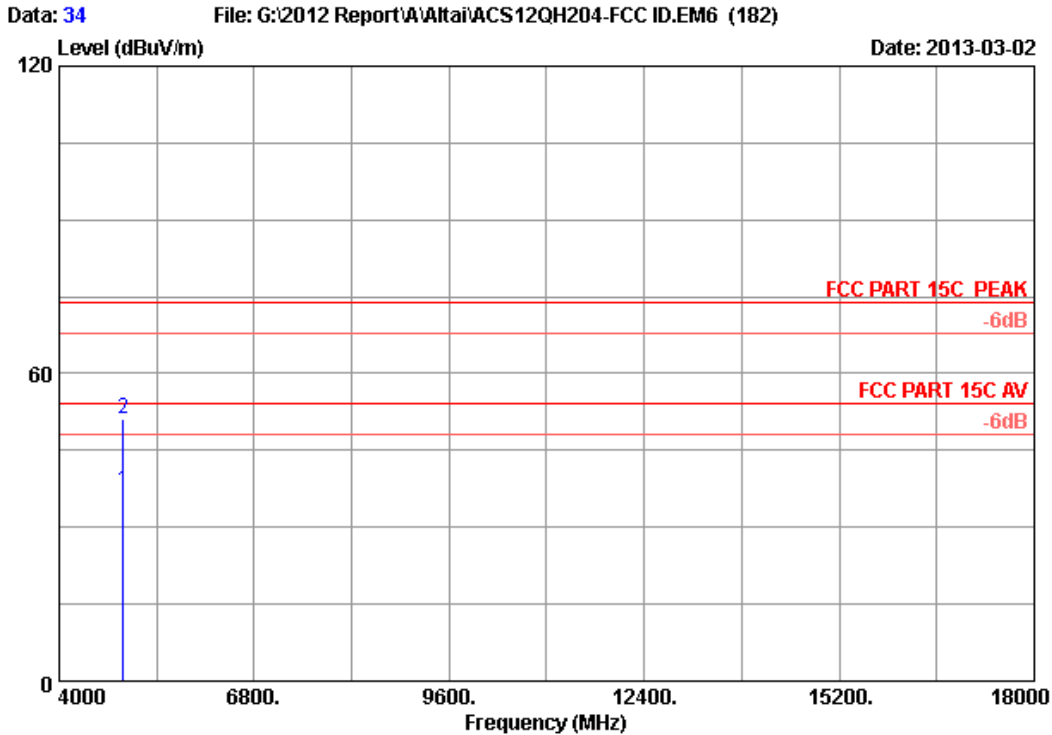
	Freq.	Ant.	Cable	Amp.	Emission				Remark
	(MHz)	Factor	loss	Factor	Reading	Level	Limits	Margin	
		(dB/m)	(dB)	(dB)	(dBUV)	(dBUV/m)	(dBUV/m)	(dB)	
1	2462.000	28.32	5.89	35.70	97.33	95.84	74.00	-21.84	Peak

Remarks:

1. Emission Level= Antenna Factor + Cable Loss -Amp Factor + Reading.
2. The emission levels that are 20dB below the official limit are not reported.



Site no. : 3m Chamber Data no. : 33
Dis. / Ant. : 3m 2013 3115 (4580) Ant. pol. : VERTICAL
Limit : FCC PART 15C PEAK
Env. / Ins. : 23°C/54% Engineer : Leo-Li
EUT : A8in Super WiFi Base Station
Power supply : DC 56V From Adapter Input AC 120V/60Hz
Test mode : IEEE802.11g CH11 2462MHz Tx
WA8011N-HE

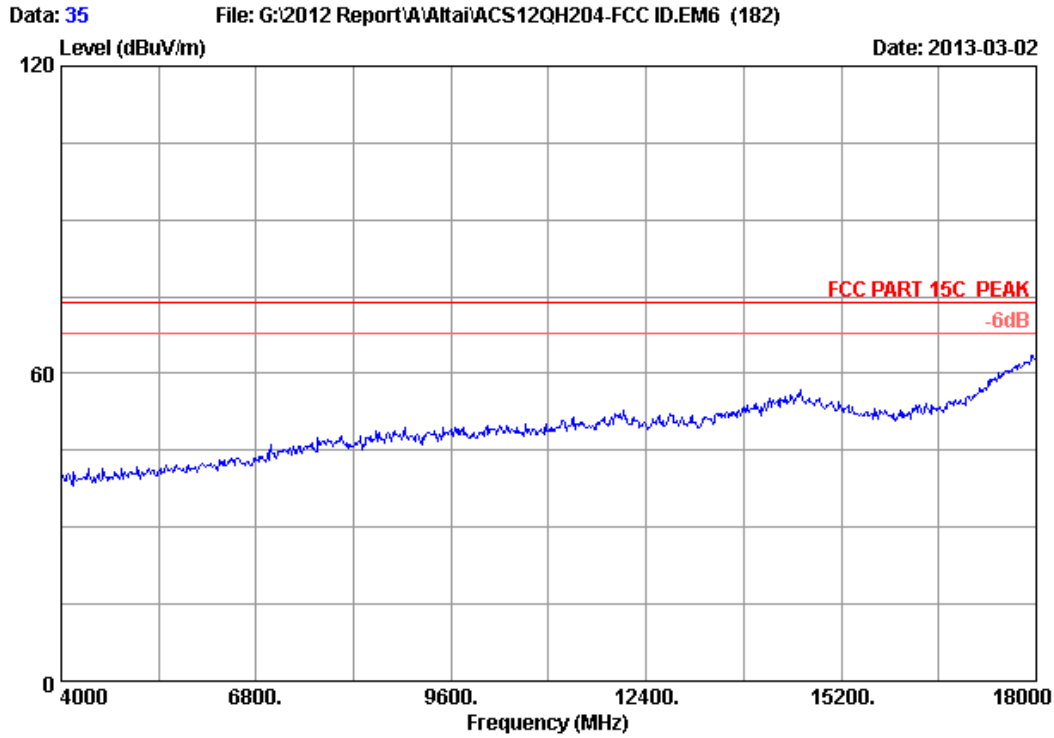


Site no. : 3m Chamber Data no. : 34
 Dis. / Ant. : 3m 2013 3115 (4580) Ant. pol. : VERTICAL
 Limit : FCC PART 15C PEAK
 Env. / Ins. : 23°C/54% Engineer : Leo-Li
 EUT : ASin Super WiFi Base Station
 Power supply : DC 56V From Adapter Input AC 120V/60Hz
 Test mode : IEEE802.11g CH11 2462MHz Tx
 WA8011N-HE

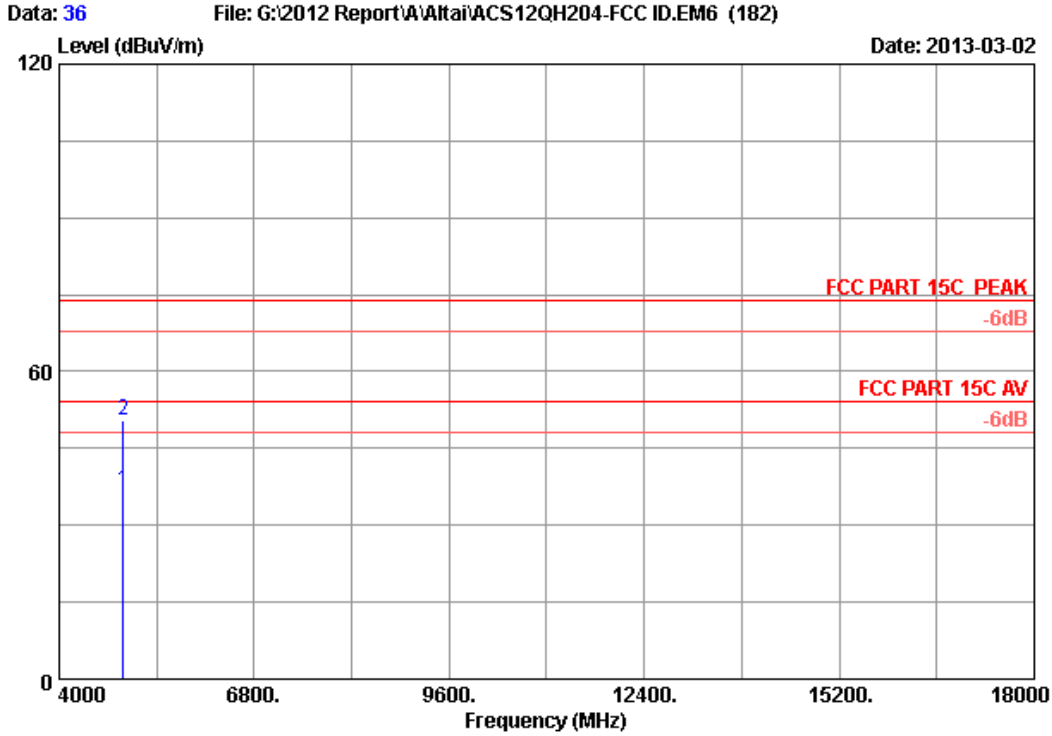
	Freq. (MHz)	Ant. Factor (dB/m)	Cable loss (dB)	Amp. Factor (dB)	Reading (dBUV)	Emission Level (dBUV/m)	Limits (dBUV/m)	Margin (dB)	Remark
1	4924.000	33.06	8.69	35.70	31.02	37.07	54.00	16.93	Average
2	4924.000	33.06	8.69	35.70	45.23	51.28	74.00	22.72	Peak

Remarks:

1. Emission Level= Antenna Factor + Cable Loss -Amp Factor + Reading.
2. The emission levels that are 20dB below the official limit are not reported.



Site no. : 3m Chamber Data no. : 35
Dis. / Ant. : 3m 2013 3115 (4580) Ant. pol. : HORIZONTAL
Limit : FCC PART 15C PEAK
Env. / Ins. : 23°C/54% Engineer : Leo-Li
EUT : A8in Super WiFi Base Station
Power supply : DC 56V From Adapter Input AC 120V/60Hz
Test mode : IEEE802.11g CH11 2462MHz Tx
WA8011N-HE

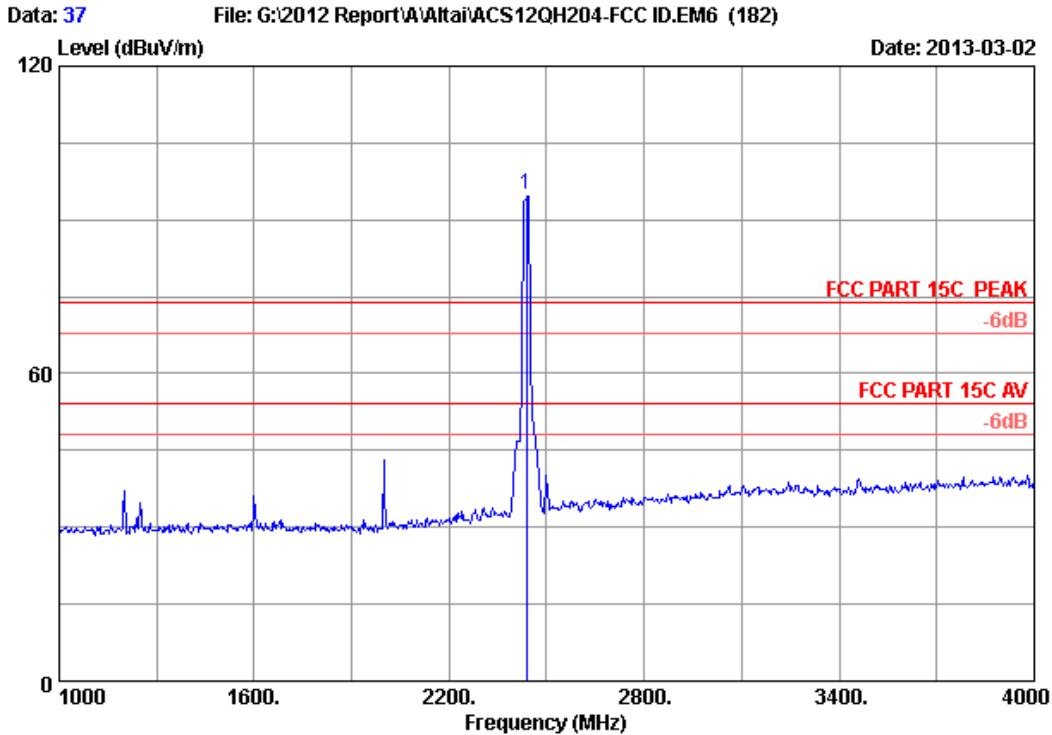


Site no. : 3m Chamber Data no. : 36
 Dis. / Ant. : 3m 2013 3115 (4580) Ant. pol. : HORIZONTAL
 Limit : FCC PART 15C PEAK
 Env. / Ins. : 23°C/54% Engineer : Leo-Li
 EUT : ASin Super WiFi Base Station
 Power supply : DC 56V From Adapter Input AC 120V/60Hz
 Test mode : IEEE802.11g CH11 2462MHz Tx
 WA8011N-HE

	Freq. (MHz)	Ant. Factor (dB/m)	Cable loss (dB)	Amp. Factor (dB)	Reading (dBUV)	Emission Level (dBUV/m)	Limits (dBUV/m)	Margin (dB)	Remark
1	4924.000	33.06	8.69	35.70	30.71	36.76	54.00	17.24	Average
2	4924.000	33.06	8.69	35.70	44.59	50.64	74.00	23.36	Peak

Remarks:

1. Emission Level= Antenna Factor + Cable Loss -Amp Factor + Reading.
2. The emission levels that are 20dB below the official limit are not reported.

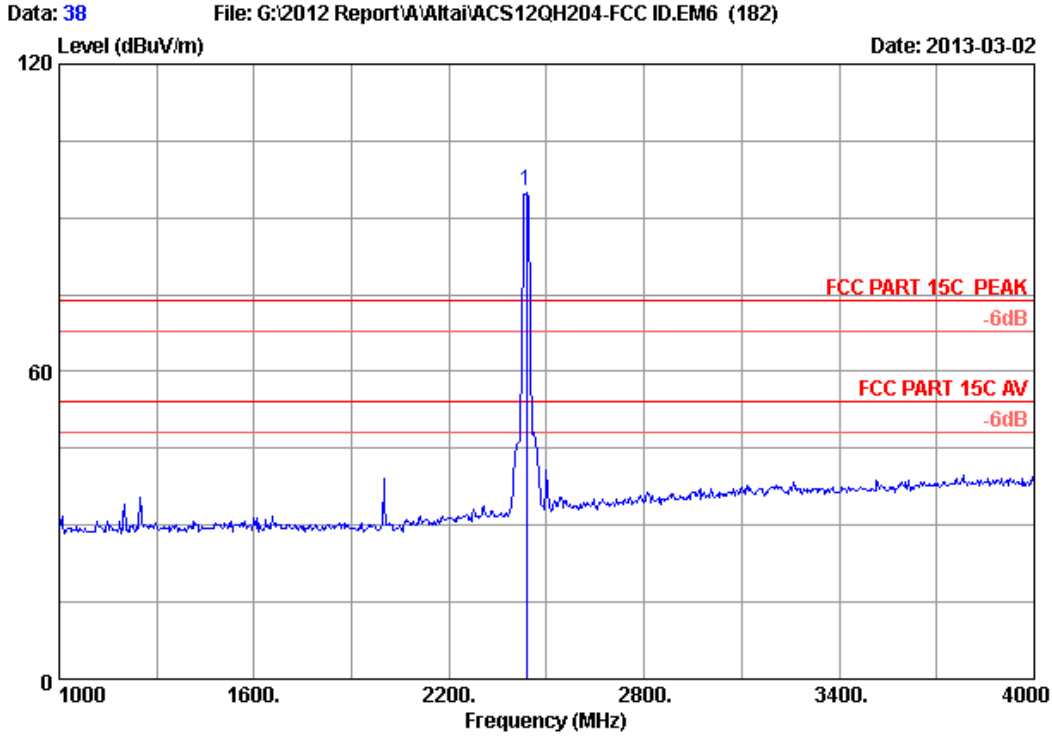


Site no. : 3m Chamber Data no. : 37
 Dis. / Ant. : 3m 2013 3115 (4580) Ant. pol. : VERTICAL
 Limit : FCC PART 15C PEAK
 Env. / Ins. : 23°C/54% Engineer : Leo-Li
 EUT : ASin Super WiFi Base Station
 Power supply : DC 56V From Adapter Input AC 120V/60Hz
 Test mode : IEEE802.11g CH 6 2437MHz Tx
 WA8011N-HE

	Freq.	Ant.	Cable	Amp.	Emission				Remark
	(MHz)	Factor	loss	Factor	Reading	Level	Limits	Margin	
		(dB/m)	(dB)	(dB)	(dBUV)	(dBUV/m)	(dBUV/m)	(dB)	
1	2437.000	28.26	5.85	35.70	96.62	95.03	74.00	-21.03	Peak

Remarks:

1. Emission Level= Antenna Factor + Cable Loss -Amp Factor + Reading.
2. The emission levels that are 20dB below the official limit are not reported.

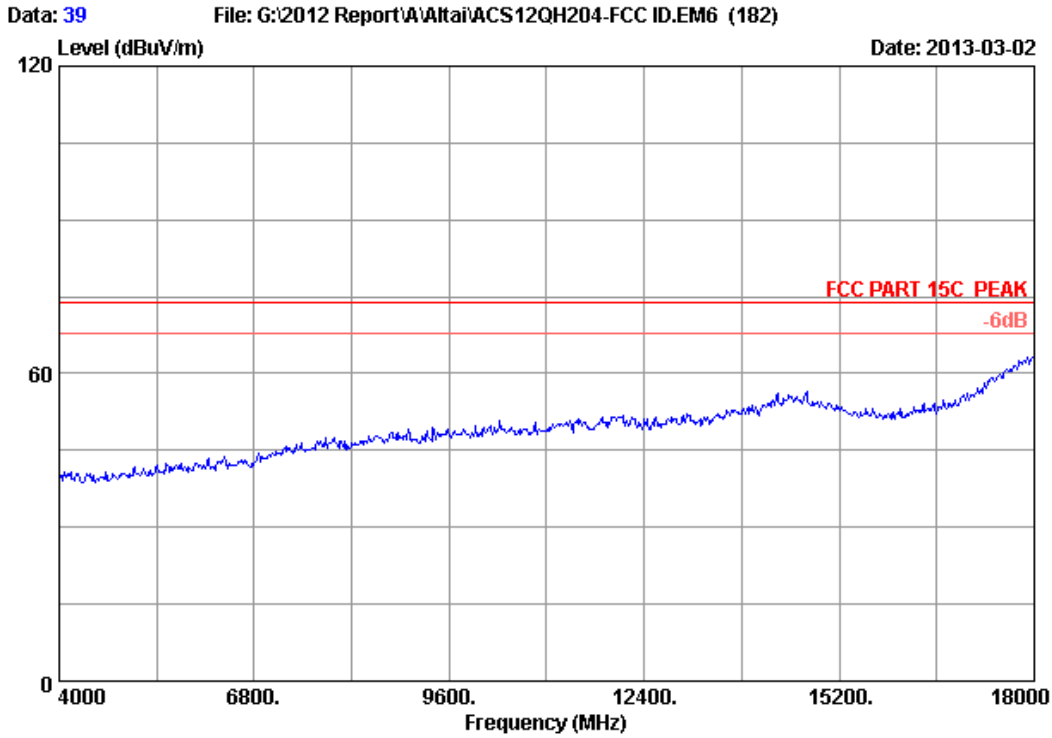


Site no. : 3m Chamber Data no. : 38
 Dis. / Ant. : 3m 2013 3115 (4580) Ant. pol. : HORIZONTAL
 Limit : FCC PART 15C PEAK
 Env. / Ins. : 23°C/54% Engineer : Leo-Li
 EUT : ASin Super WiFi Base Station
 Power supply : DC 56V From Adapter Input AC 120V/60Hz
 Test mode : IEEE802.11g CH 6 2437MHz Tx
 WA8011N-HE

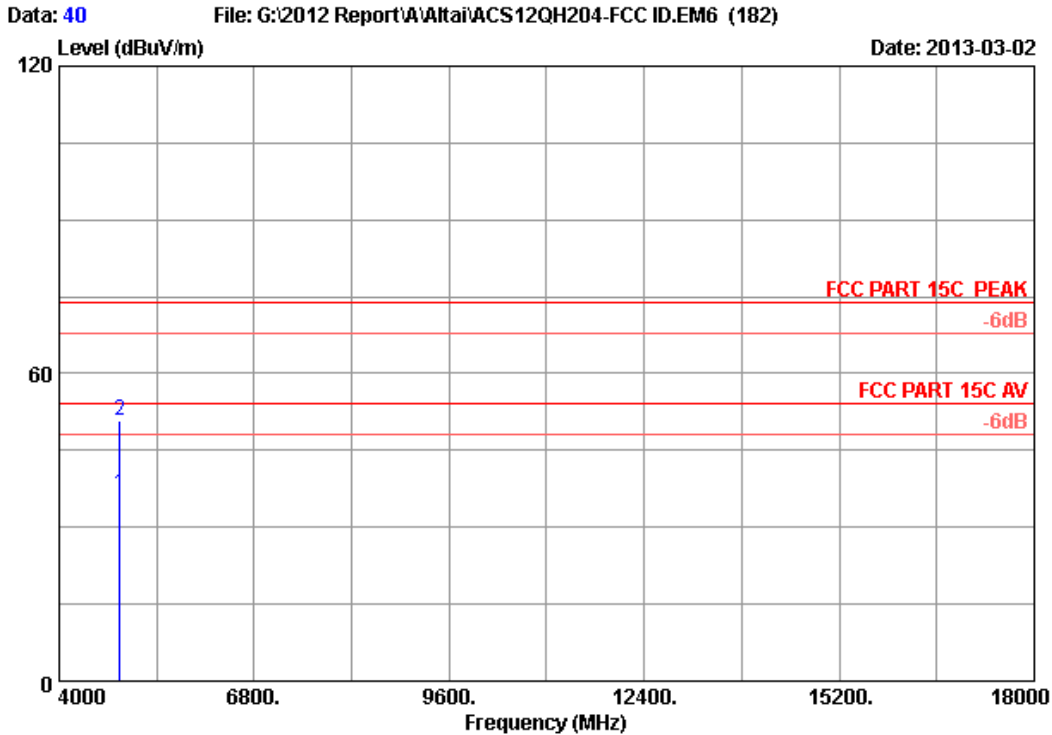
	Freq. (MHz)	Ant. Factor (dB/m)	Cable loss (dB)	Amp. Factor (dB)	Reading (dBUV)	Emission Level (dBUV/m)	Limits (dBUV/m)	Margin (dB)	Remark
1	2437.000	28.26	5.85	35.70	96.85	95.26	74.00	-21.26	Peak

Remarks:

1. Emission Level= Antenna Factor + Cable Loss -Amp Factor + Reading.
2. The emission levels that are 20dB below the official limit are not reported.



Site no. : 3m Chamber Data no. : 39
Dis. / Ant. : 3m 2013 3115 (4580) Ant. pol. : HORIZONTAL
Limit : FCC PART 15C PEAK
Env. / Ins. : 23°C/54% Engineer : Leo-Li
EUT : A8in Super WiFi Base Station
Power supply : DC 56V From Adapter Input AC 120V/60Hz
Test mode : IEEE802.11g CH6 2437MHz Tx
WA8011N-HE

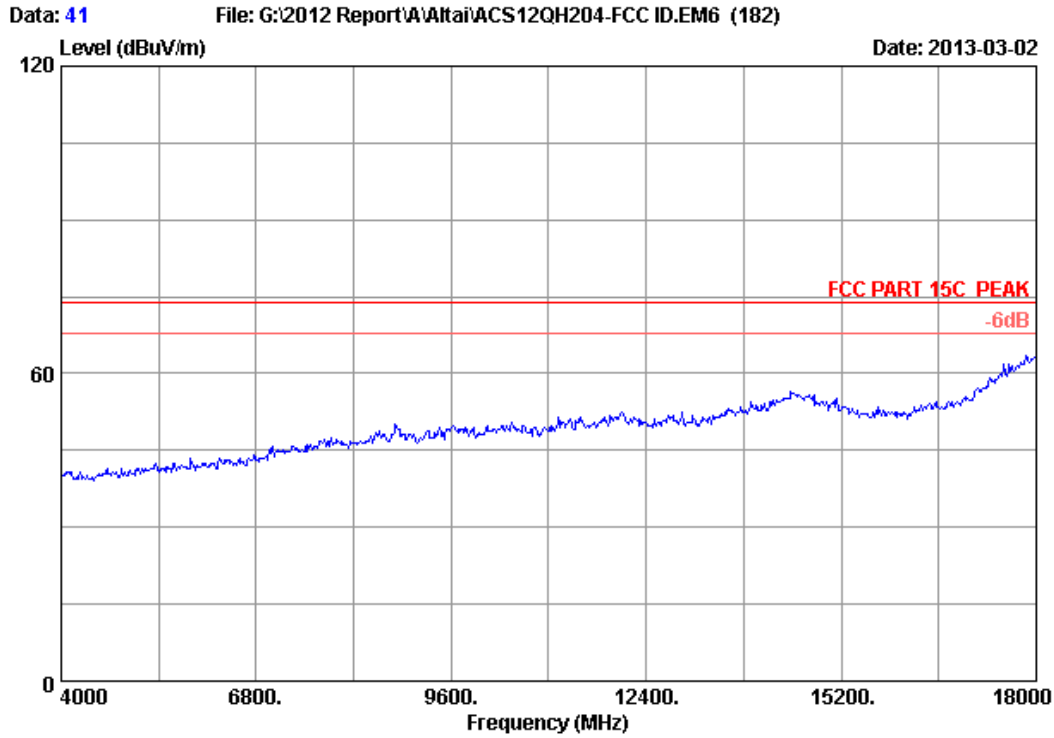


Site no. : 3m Chamber Data no. : 40
 Dis. / Ant. : 3m 2013 3115 (4580) Ant. pol. : HORIZONTAL
 Limit : FCC PART 15C PEAK
 Env. / Ins. : 23°C/54% Engineer : Leo-Li
 EUT : ASin Super WiFi Base Station
 Power supply : DC 56V From Adapter Input AC 120V/60Hz
 Test mode : IEEE802.11g CH6 2437MHz Tx
 WA8011N-HE

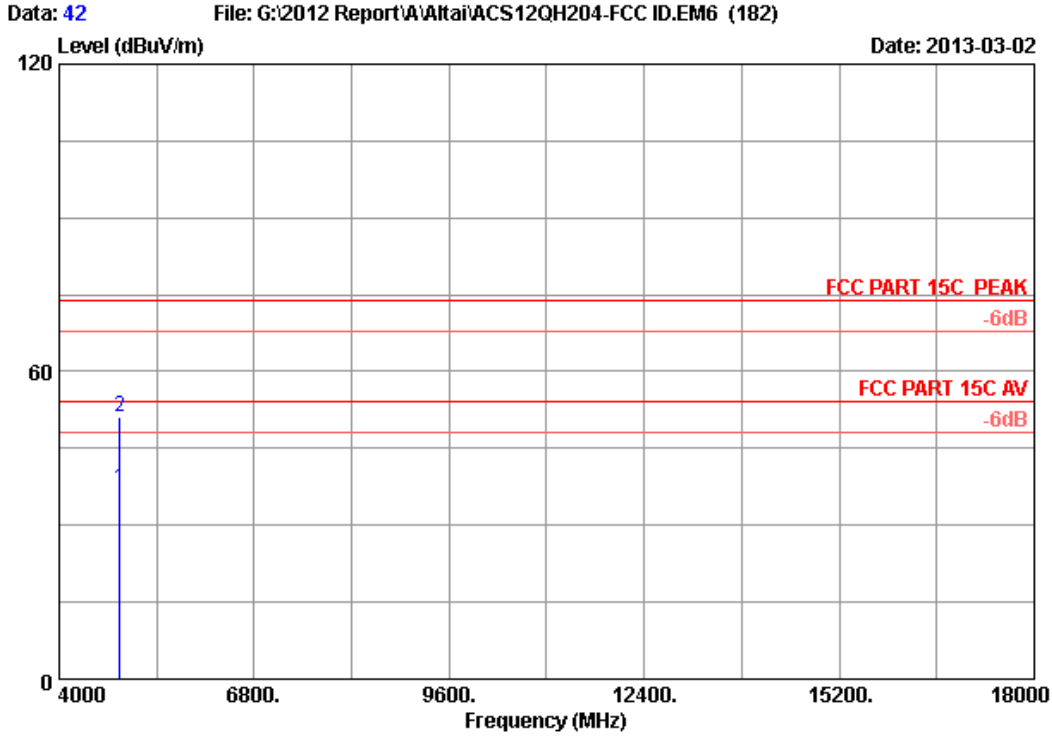
	Freq. (MHz)	Ant. Factor (dB/m)	Cable loss (dB)	Amp. Factor (dB)	Reading (dBUV)	Emission Level (dBUV/m)	Limits (dBUV/m)	Margin (dB)	Remark
1	4874.000	32.97	8.63	35.70	30.57	36.47	54.00	17.53	Average
2	4874.000	32.97	8.63	35.70	44.96	50.86	74.00	23.14	Peak

Remarks:

1. Emission Level= Antenna Factor + Cable Loss -Amp Factor + Reading.
2. The emission levels that are 20dB below the official limit are not reported.



Site no. : 3m Chamber Data no. : 41
Dis. / Ant. : 3m 2013 3115 (4580) Ant. pol. : VERTICAL
Limit : FCC PART 15C PEAK
Env. / Ins. : 23°C/54% Engineer : Leo-Li
EUT : A8in Super WiFi Base Station
Power supply : DC 56V From Adapter Input AC 120V/60Hz
Test mode : IEEE802.11g CH6 2437MHz Tx
WA8011N-HE

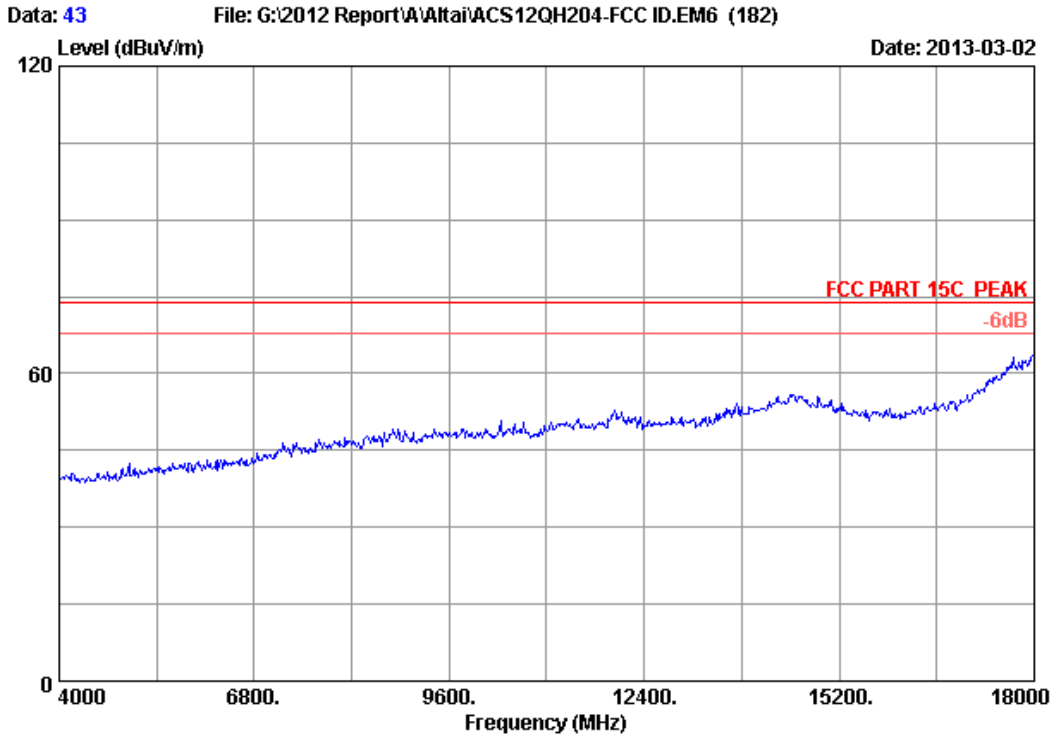


Site no. : 3m Chamber Data no. : 42
 Dis. / Ant. : 3m 2013 3115 (4580) Ant. pol. : VERTICAL
 Limit : FCC PART 15C PEAK
 Env. / Ins. : 23°C/54% Engineer : Leo-Li
 EUT : ASin Super WiFi Base Station
 Power supply : DC 56V From Adapter Input AC 120V/60Hz
 Test mode : IEEE802.11g CH6 2437MHz Tx
 WA8011N-HE

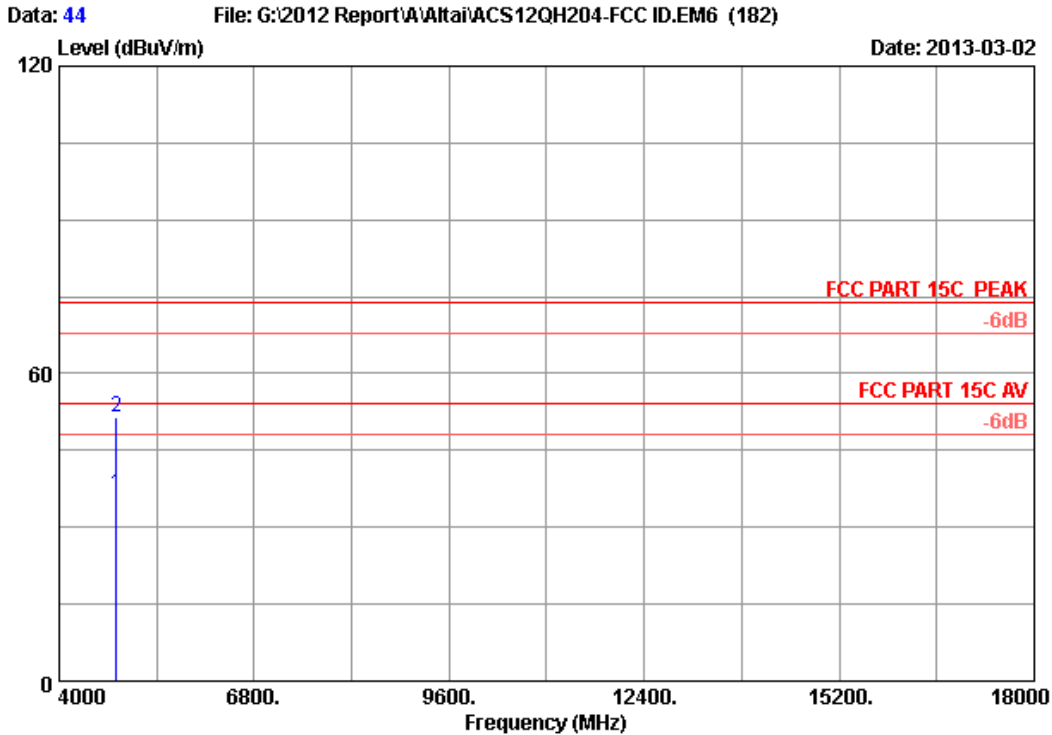
	Freq. (MHz)	Ant. Factor (dB/m)	Cable loss (dB)	Amp. Factor (dB)	Reading (dBUV)	Emission Level (dBUV/m)	Limits (dBUV/m)	Margin (dB)	Remark
1	4874.000	32.97	8.63	35.70	31.25	37.15	54.00	16.85	Average
2	4874.000	32.97	8.63	35.70	45.29	51.19	74.00	22.81	Peak

Remarks:

1. Emission Level= Antenna Factor + Cable Loss -Amp Factor + Reading.
2. The emission levels that are 20dB below the official limit are not reported.



Site no. : 3m Chamber Data no. : 43
Dis. / Ant. : 3m 2013 3115 (4580) Ant. pol. : VERTICAL
Limit : FCC PART 15C PEAK
Env. / Ins. : 23°C/54% Engineer : Leo-Li
EUT : A8in Super WiFi Base Station
Power supply : DC 56V From Adapter Input AC 120V/60Hz
Test mode : IEEE802.11g CH1 2412MHz Tx
WA8011N-HE

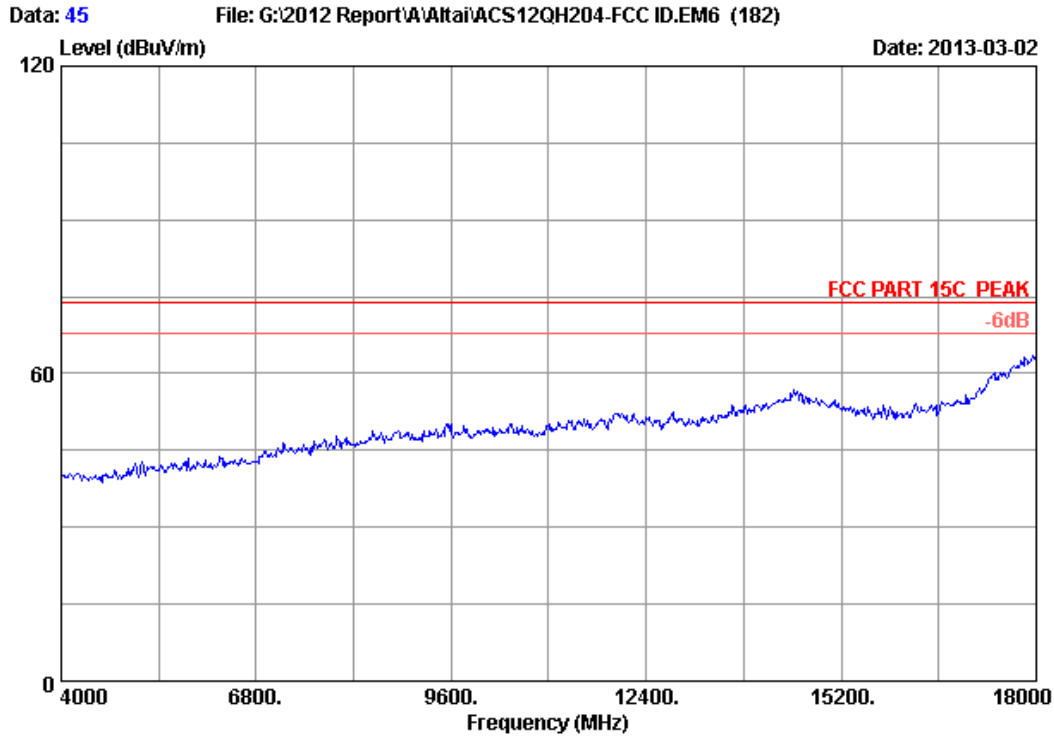


Site no. : 3m Chamber Data no. : 44
 Dis. / Ant. : 3m 2013 3115 (4580) Ant. pol. : VERTICAL
 Limit : FCC PART 15C PEAK
 Env. / Ins. : 23°C/54% Engineer : Leo-Li
 EUT : ASin Super WiFi Base Station
 Power supply : DC 56V From Adapter Input AC 120V/60Hz
 Test mode : IEEE802.11g CH1 2412MHz Tx
 WA8011N-HE

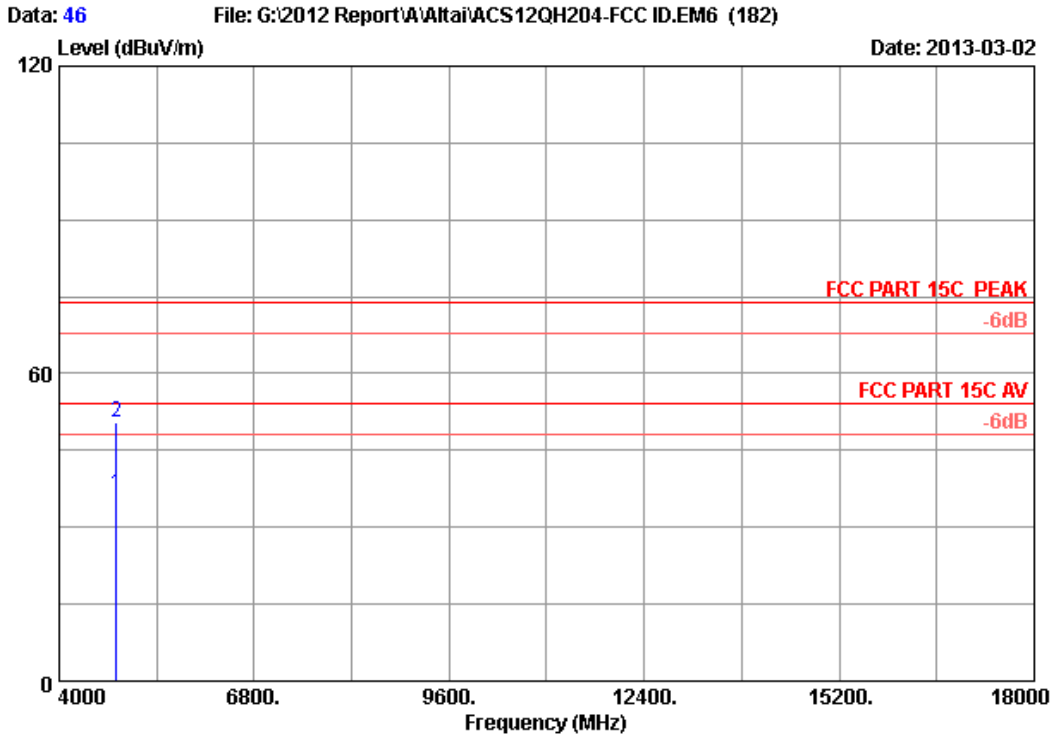
	Freq. (MHz)	Ant. Factor (dB/m)	Cable loss (dB)	Amp. Factor (dB)	Reading (dBUV)	Emission Level (dBUV/m)	Limits (dBUV/m)	Margin (dB)	Remark
1	4824.000	32.88	8.58	35.70	30.78	36.54	54.00	17.46	Average
2	4824.000	32.88	8.58	35.70	45.66	51.42	74.00	22.58	Peak

Remarks:

1. Emission Level= Antenna Factor + Cable Loss -Amp Factor + Reading.
2. The emission levels that are 20dB below the official limit are not reported.



Site no. : 3m Chamber Data no. : 45
Dis. / Ant. : 3m 2013 3115 (4580) Ant. pol. : HORIZONTAL
Limit : FCC PART 15C PEAK
Env. / Ins. : 23°C/54% Engineer : Leo-Li
EUT : A8in Super WiFi Base Station
Power supply : DC 56V From Adapter Input AC 120V/60Hz
Test mode : IEEE802.11g CH1 2412MHz Tx
WA8011N-HE

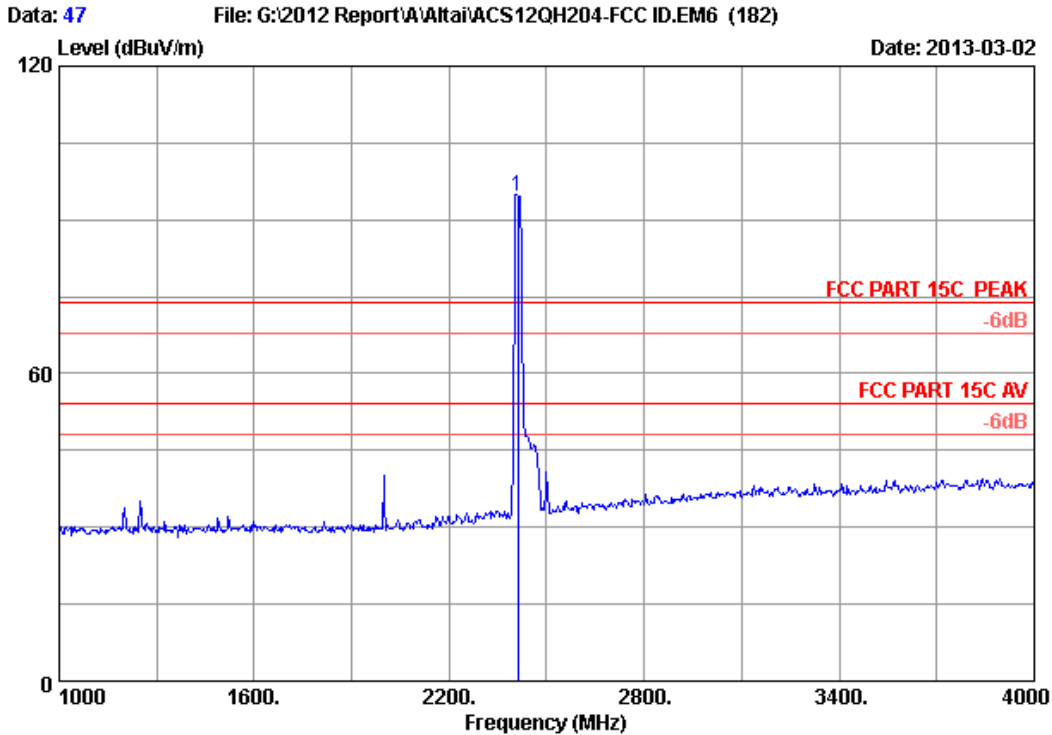


Site no. : 3m Chamber Data no. : 46
 Dis. / Ant. : 3m 2013 3115 (4580) Ant. pol. : HORIZONTAL
 Limit : FCC PART 15C PEAK
 Env. / Ins. : 23°C/54% Engineer : Leo-Li
 EUT : ASin Super WiFi Base Station
 Power supply : DC 56V From Adapter Input AC 120V/60Hz
 Test mode : IEEE802.11g CH1 2412MHz Tx
 WA8011N-HE

	Freq. (MHz)	Ant. Factor (dB/m)	Cable loss (dB)	Amp. Factor (dB)	Reading (dBUV)	Emission Level (dBUV/m)	Limits (dBUV/m)	Margin (dB)	Remark
1	4824.000	32.88	8.58	35.70	30.52	36.28	54.00	17.72	Average
2	4824.000	32.88	8.58	35.70	44.57	50.33	74.00	23.67	Peak

Remarks:

1. Emission Level= Antenna Factor + Cable Loss -Amp Factor + Reading.
2. The emission levels that are 20dB below the official limit are not reported.

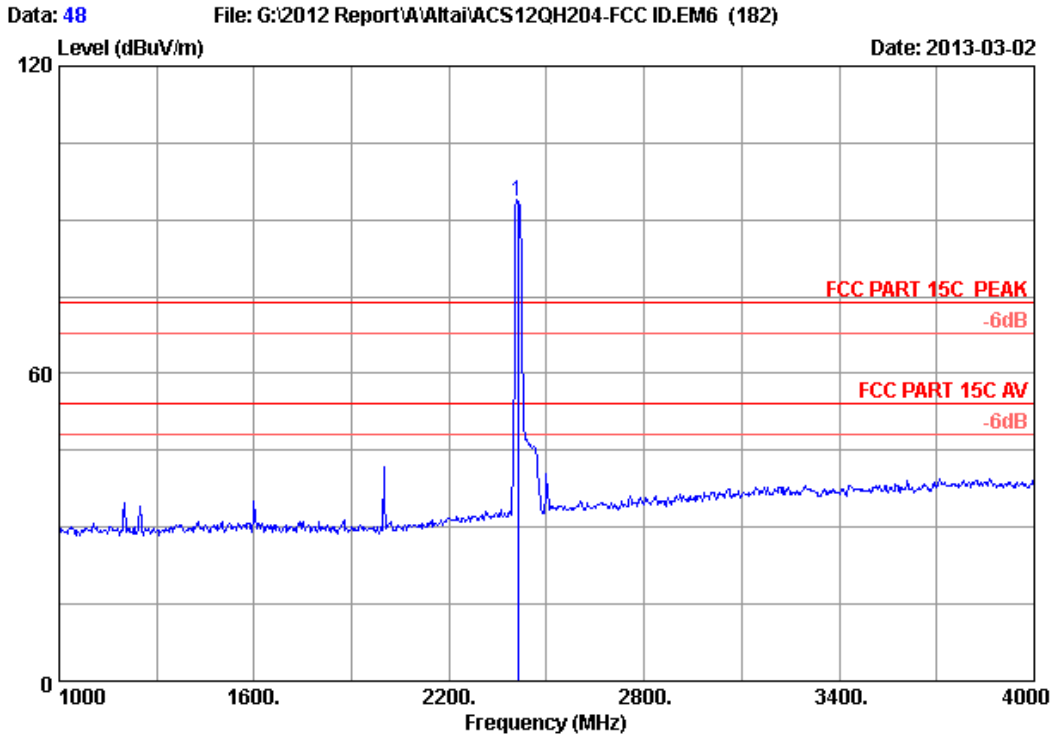


Site no. : 3m Chamber Data no. : 47
 Dis. / Ant. : 3m 2013 3115 (4580) Ant. pol. : HORIZONTAL
 Limit : FCC PART 15C PEAK
 Env. / Ins. : 23°C/54% Engineer : Leo-Li
 EUT : ASin Super WiFi Base Station
 Power supply : DC 56V From Adapter Input AC 120V/60Hz
 Test mode : IEEE802.11g CH 1 2412MHz Tx
 WA8011N-HE

	Freq.	Ant.	Cable	Amp.	Emission				Remark
	(MHz)	Factor	loss	Factor	Reading	Level	Limits	Margin	
		(dB/m)	(dB)	(dB)	(dBUV)	(dBUV/m)	(dBUV/m)	(dB)	
1	2412.000	28.21	5.81	35.70	96.28	94.60	74.00	-20.60	Peak

Remarks:

1. Emission Level= Antenna Factor + Cable Loss -Amp Factor + Reading.
2. The emission levels that are 20dB below the official limit are not reported.

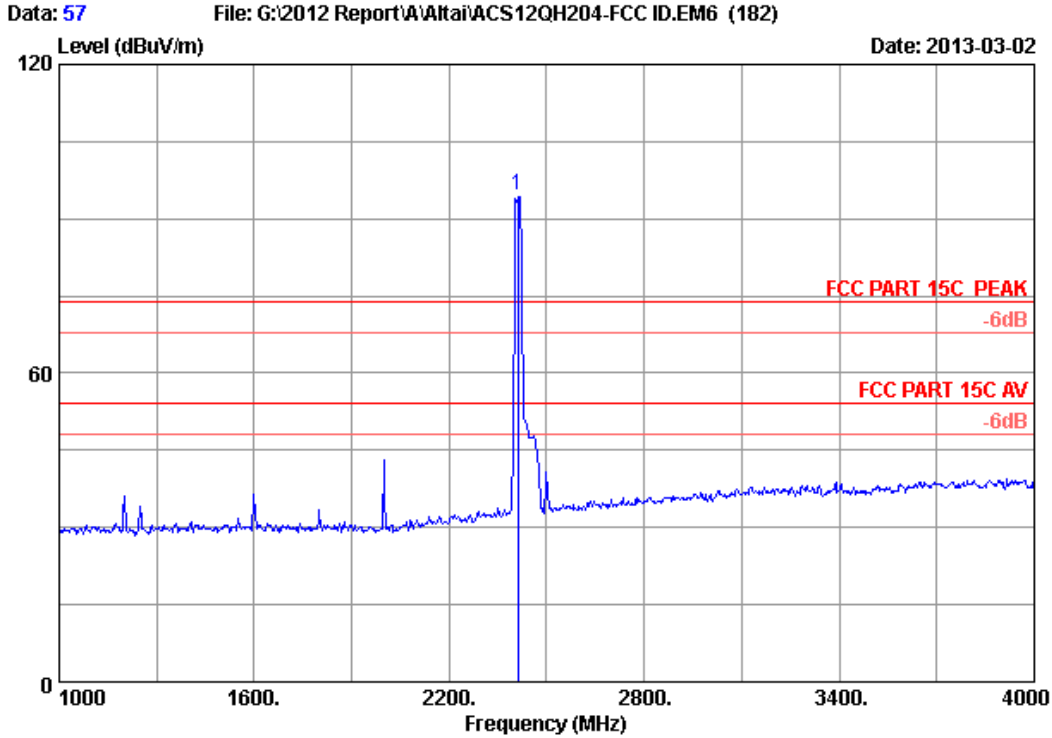


Site no. : 3m Chamber Data no. : 48
 Dis. / Ant. : 3m 2013 3115 (4580) Ant. pol. : VERTICAL
 Limit : FCC PART 15C PEAK
 Env. / Ins. : 23°C/54% Engineer : Leo-Li
 EUT : ASin Super WiFi Base Station
 Power supply : DC 56V From Adapter Input AC 120V/60Hz
 Test mode : IEEE802.11g CH 1 2412MHz Tx
 WA8011N-HE

Freq. (MHz)	Ant. Factor (dB/m)	Cable loss (dB)	Amp. Factor (dB)	Reading (dBUV)	Emission			Remark
					Level (dBUV/m)	Limits (dBUV/m)	Margin (dB)	
1 2412.000	28.21	5.81	35.70	95.42	93.74	74.00	-19.74	Peak

Remarks:

1. Emission Level= Antenna Factor + Cable Loss -Amp Factor + Reading.
2. The emission levels that are 20dB below the official limit are not reported.

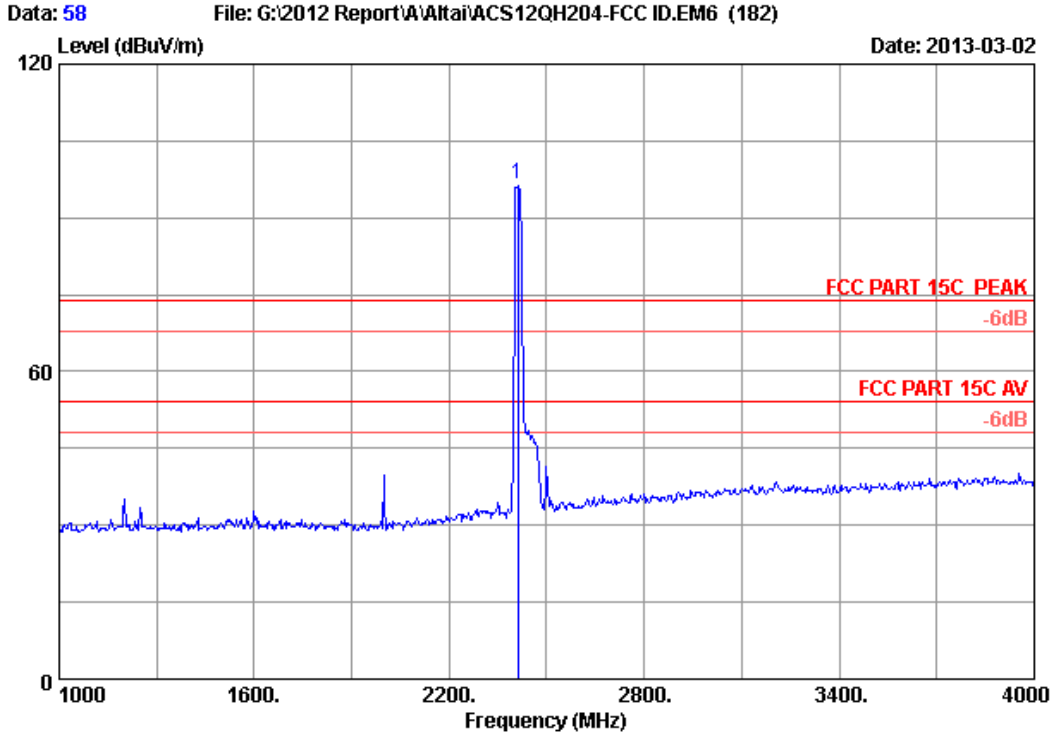


Site no. : 3m Chamber Data no. : 57
 Dis. / Ant. : 3m 2013 3115 (4580) Ant. pol. : VERTICAL
 Limit : FCC PART 15C PEAK
 Env. / Ins. : 23°C/54% Engineer : Leo-Li
 EUT : A8in Super WiFi Base Station
 Power supply : DC 56V From Adapter Input AC 120V/60Hz
 Test mode : IEEE802.11nHT20 CH 1 2412MHz Tx
 WA8011N-HE

	Freq.	Ant.	Cable	Amp.	Emission				
	(MHz)	Factor	loss	Factor	Reading	Level	Limits	Margin	Remark
		(dB/m)	(dB)	(dB)	(dBUV)	(dBUV/m)	(dBUV/m)	(dB)	
1	2412.000	28.21	5.81	35.70	96.37	94.69	74.00	-20.69	Peak

Remarks:

1. Emission Level= Antenna Factor + Cable Loss -Amp Factor + Reading.
2. The emission levels that are 20dB below the official limit are not reported.

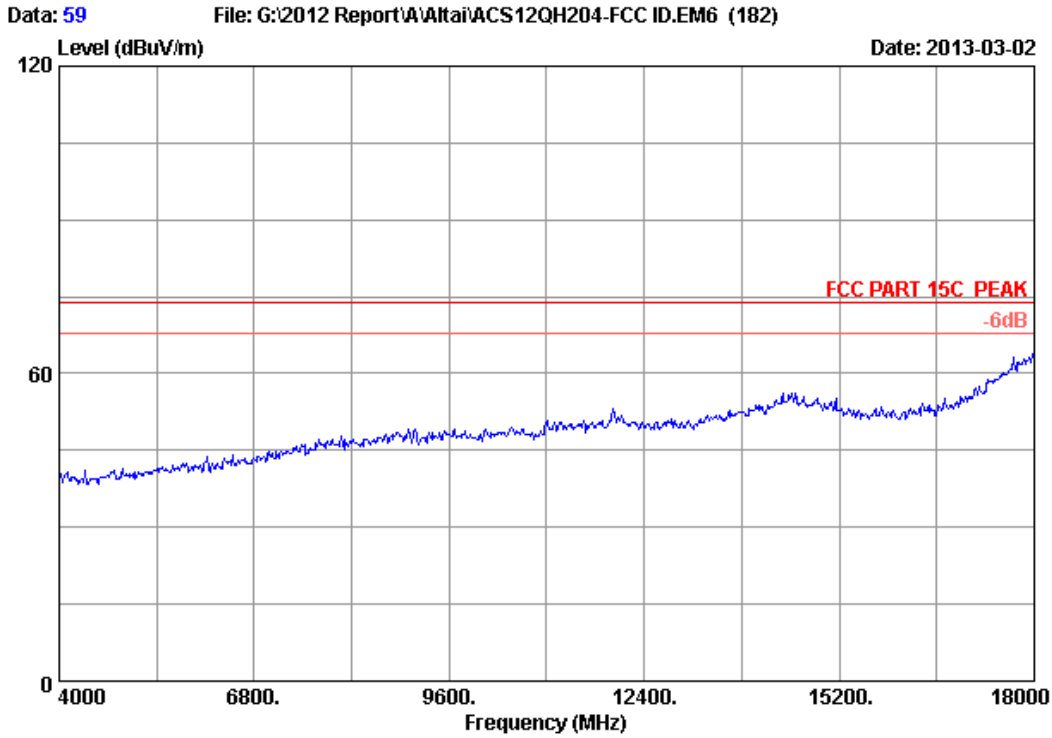


Site no. : 3m Chamber Data no. : 58
 Dis. / Ant. : 3m 2013 3115 (4580) Ant. pol. : HORIZONTAL
 Limit : FCC PART 15C PEAK
 Env. / Ins. : 23°C/54% Engineer : Leo-Li
 EUT : ASin Super WiFi Base Station
 Power supply : DC 56V From Adapter Input AC 120V/60Hz
 Test mode : IEEE802.11nHT20 CH 1 2412MHz Tx
 WA8011N-HE

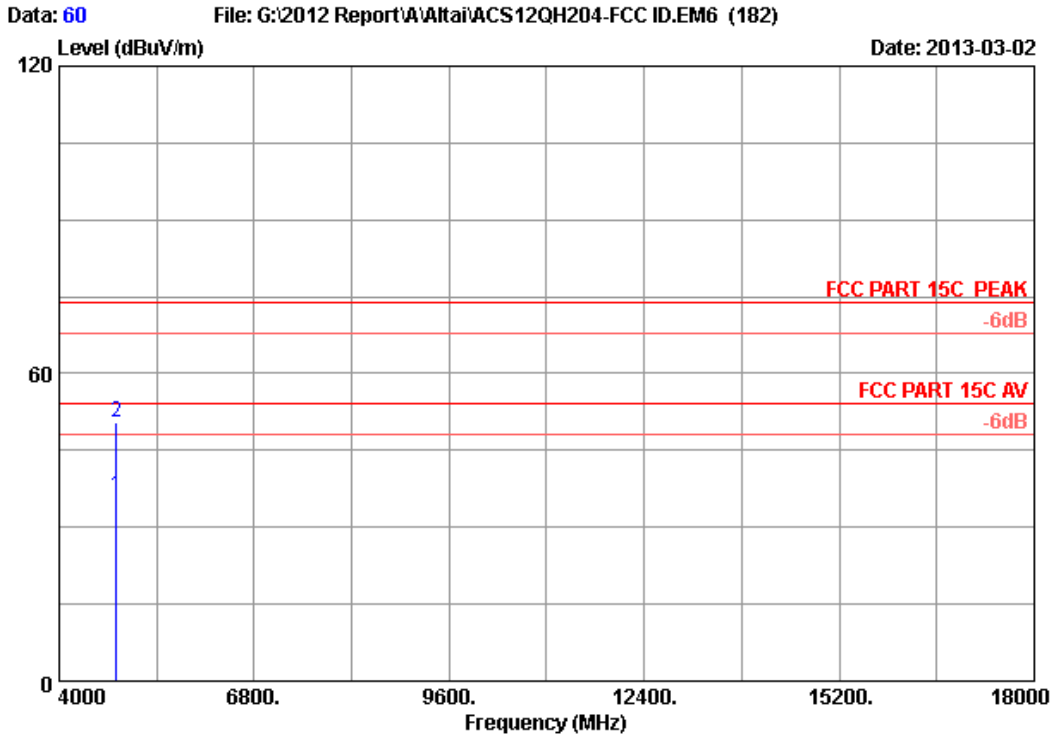
	Freq. (MHz)	Ant. Factor (dB/m)	Cable loss (dB)	Amp. Factor (dB)	Reading (dBUV)	Emission			Remark
						Level (dBUV/m)	Limits (dBUV/m)	Margin (dB)	
1	2412.000	28.21	5.81	35.70	98.22	96.54	74.00	-22.54	Peak

Remarks:

1. Emission Level= Antenna Factor + Cable Loss -Amp Factor + Reading.
2. The emission levels that are 20dB below the official limit are not reported.



Site no. : 3m Chamber Data no. : 59
Dis. / Ant. : 3m 2013 3115 (4580) Ant. pol. : HORIZONTAL
Limit : FCC PART 15C PEAK
Env. / Ins. : 23°C/54% Engineer : Leo-Li
EUT : A8in Super WiFi Base Station
Power supply : DC 56V From Adapter Input AC 120V/60Hz
Test mode : IEEE802.11nHT20 CH1 2412MHz Tx
WA8011N-HE

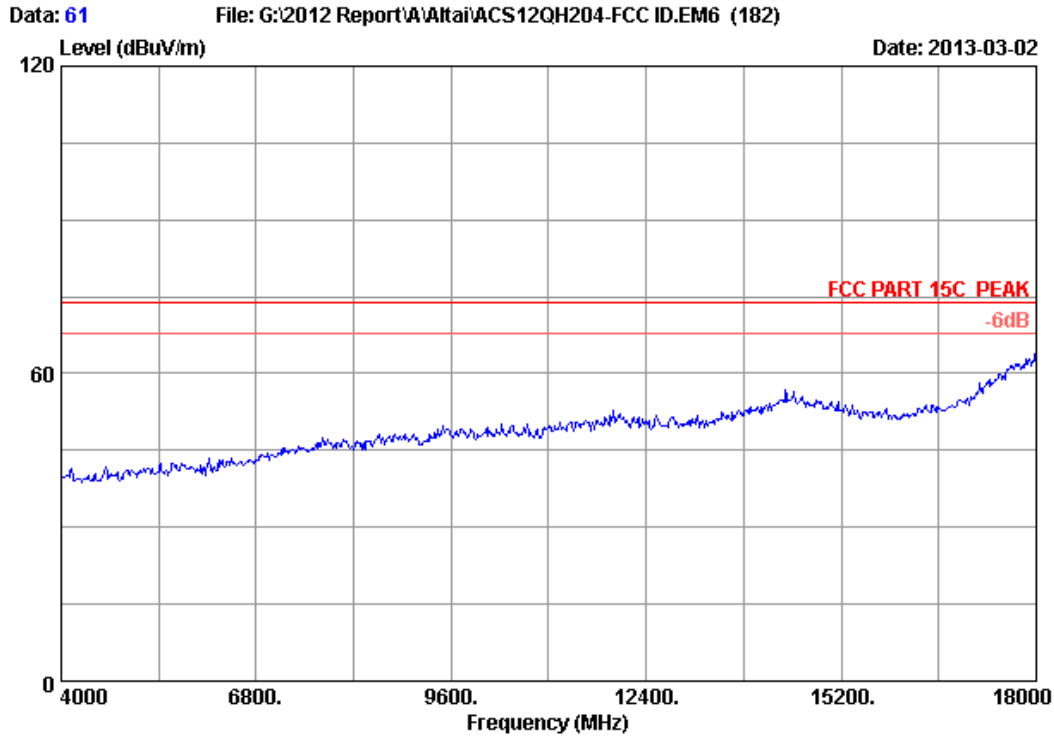


Site no. : 3m Chamber Data no. : 60
 Dis. / Ant. : 3m 2013 3115 (4580) Ant. pol. : HORIZONTAL
 Limit : FCC PART 15C PEAK
 Env. / Ins. : 23°C/54% Engineer : Leo-Li
 EUT : ASin Super WiFi Base Station
 Power supply : DC 56V From Adapter Input AC 120V/60Hz
 Test mode : IEEE802.11nHT20 CH1 2412MHz Tx
 WA8011N-HE

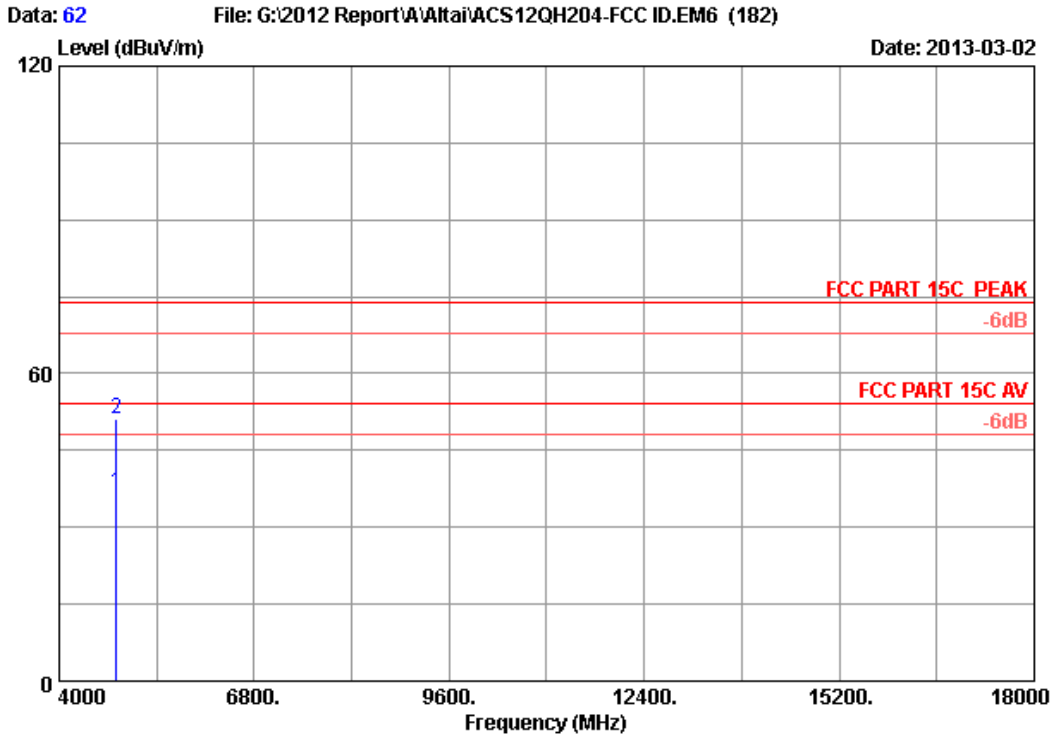
	Freq. (MHz)	Ant. Factor (dB/m)	Cable loss (dB)	Amp. Factor (dB)	Reading (dBUV)	Emission Level (dBUV/m)	Limits (dBUV/m)	Margin (dB)	Remark
1	4824.000	32.88	8.58	35.70	30.41	36.17	54.00	17.83	Average
2	4824.000	32.88	8.58	35.70	44.73	50.49	74.00	23.51	Peak

Remarks:

1. Emission Level= Antenna Factor + Cable Loss -Amp Factor + Reading.
2. The emission levels that are 20dB below the official limit are not reported.



Site no. : 3m Chamber Data no. : 61
Dis. / Ant. : 3m 2013 3115 (4580) Ant. pol. : VERTICAL
Limit : FCC PART 15C PEAK
Env. / Ins. : 23°C/54% Engineer : Leo-Li
EUT : A8in Super WiFi Base Station
Power supply : DC 56V From Adapter Input AC 120V/60Hz
Test mode : IEEE802.11nHT20 CH1 2412MHz Tx
WA8011N-HE

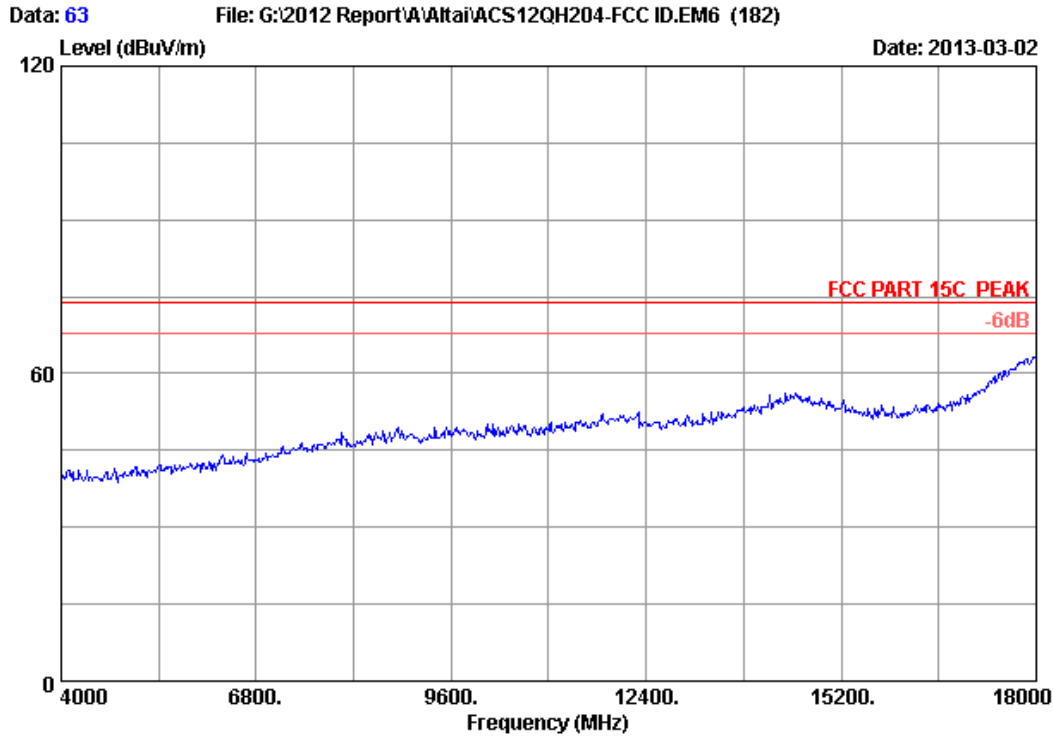


Site no. : 3m Chamber Data no. : 62
 Dis. / Ant. : 3m 2013 3115 (4580) Ant. pol. : VERTICAL
 Limit : FCC PART 15C PEAK
 Env. / Ins. : 23°C/54% Engineer : Leo-Li
 EUT : ASin Super WiFi Base Station
 Power supply : DC 56V From Adapter Input AC 120V/60Hz
 Test mode : IEEE802.11nHT20 CH1 2412MHz Tx
 WA8011N-HE

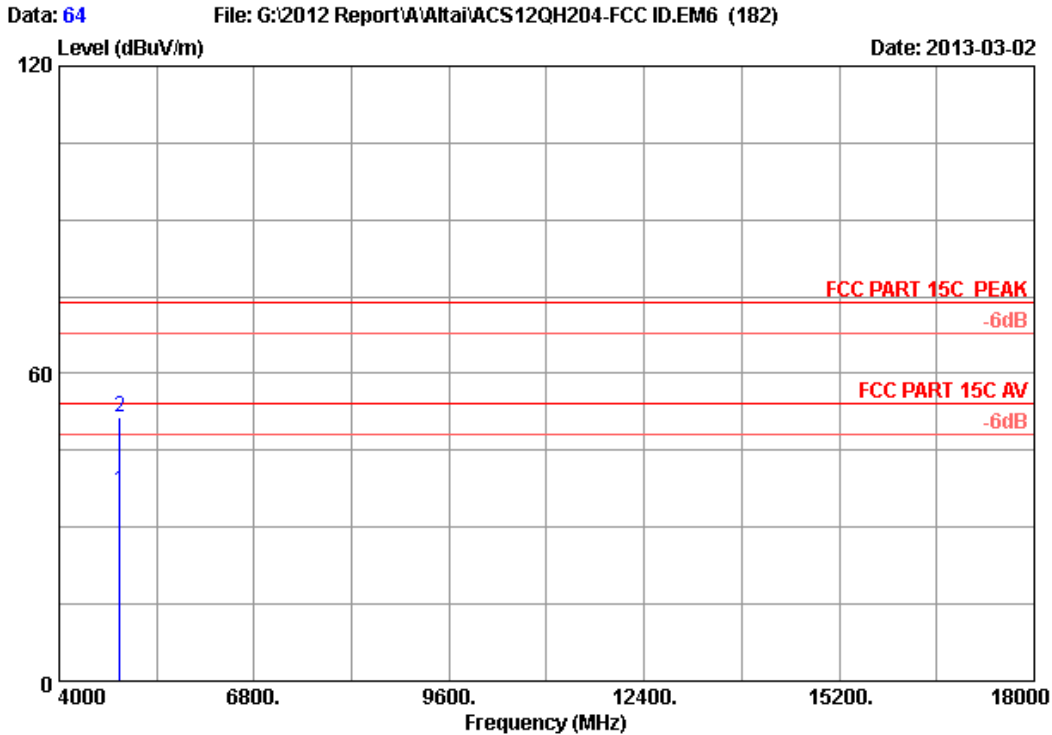
	Freq.	Ant.	Cable	Amp.	Emission				Remark
	(MHz)	(dB/m)	loss	Factor	Reading	Level	Limits	Margin	
			(dB)	(dB)	(dBUV)	(dBUV/m)	(dBUV/m)	(dB)	
1	4824.000	32.88	8.58	35.70	31.12	36.88	54.00	17.12	Average
2	4824.000	32.88	8.58	35.70	45.33	51.09	74.00	22.91	Peak

Remarks:

1. Emission Level= Antenna Factor + Cable Loss -Amp Factor + Reading.
2. The emission levels that are 20dB below the official limit are not reported.



Site no. : 3m Chamber Data no. : 63
Dis. / Ant. : 3m 2013 3115 (4580) Ant. pol. : VERTICAL
Limit : FCC PART 15C PEAK
Env. / Ins. : 23°C/54% Engineer : Leo-Li
EUT : A8in Super WiFi Base Station
Power supply : DC 56V From Adapter Input AC 120V/60Hz
Test mode : IEEE802.11nHT20 CH6 2437MHz Tx
WA8011N-HE

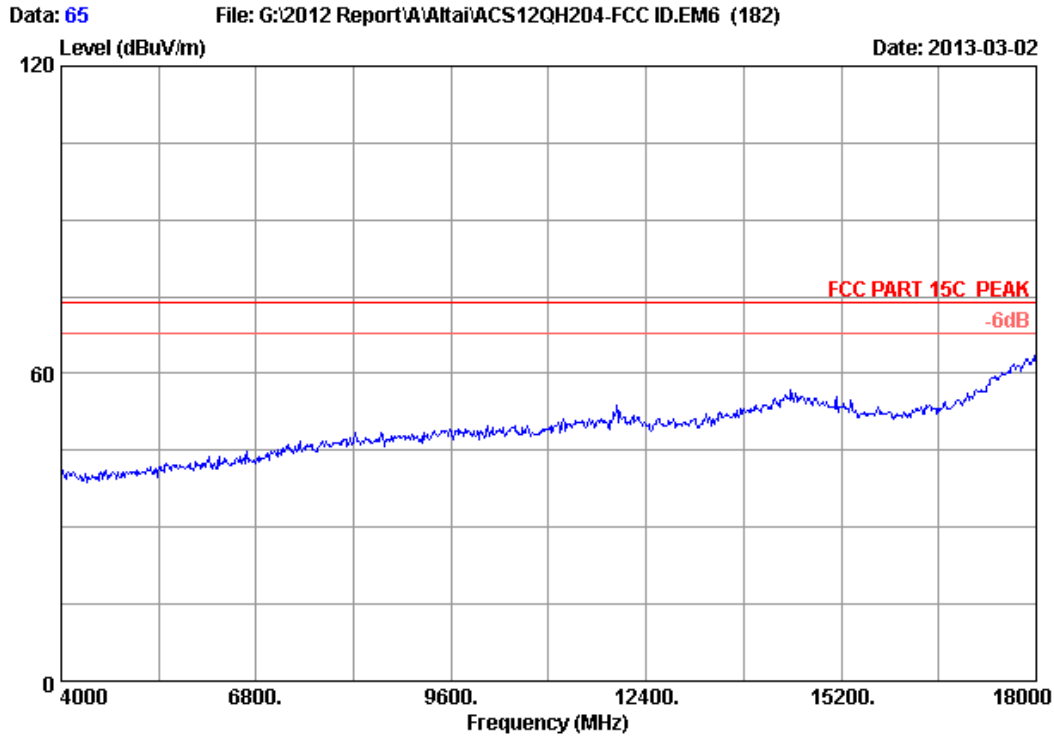


Site no. : 3m Chamber Data no. : 64
 Dis. / Ant. : 3m 2013 3115 (4580) Ant. pol. : VERTICAL
 Limit : FCC PART 15C PEAK
 Env. / Ins. : 23°C/54% Engineer : Leo-Li
 EUT : ASin Super WiFi Base Station
 Power supply : DC 56V From Adapter Input AC 120V/60Hz
 Test mode : IEEE802.11nHT20 CH6 2437MHz Tx
 WA8011N-HE

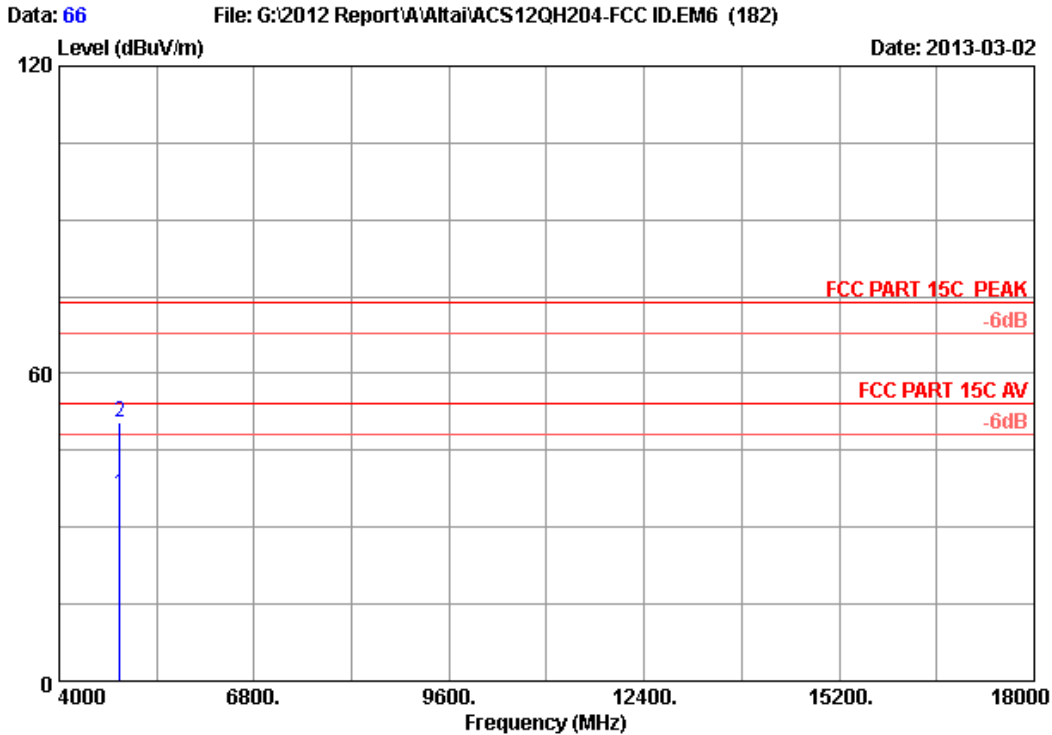
	Freq. (MHz)	Ant. Factor (dB/m)	Cable loss (dB)	Amp. Factor (dB)	Reading (dBUV)	Emission Level (dBUV/m)	Limits (dBUV/m)	Margin (dB)	Remark
1	4874.000	32.97	8.63	35.70	31.10	37.00	54.00	17.00	Average
2	4874.000	32.97	8.63	35.70	45.49	51.39	74.00	22.61	Peak

Remarks:

1. Emission Level= Antenna Factor + Cable Loss -Amp Factor + Reading.
2. The emission levels that are 20dB below the official limit are not reported.



Site no. : 3m Chamber Data no. : 65
Dis. / Ant. : 3m 2013 3115 (4580) Ant. pol. : HORIZONTAL
Limit : FCC PART 15C PEAK
Env. / Ins. : 23°C/54% Engineer : Leo-Li
EUT : A8in Super WiFi Base Station
Power supply : DC 56V From Adapter Input AC 120V/60Hz
Test mode : IEEE802.11nHT20 CH6 2437MHz Tx
WA8011N-HE

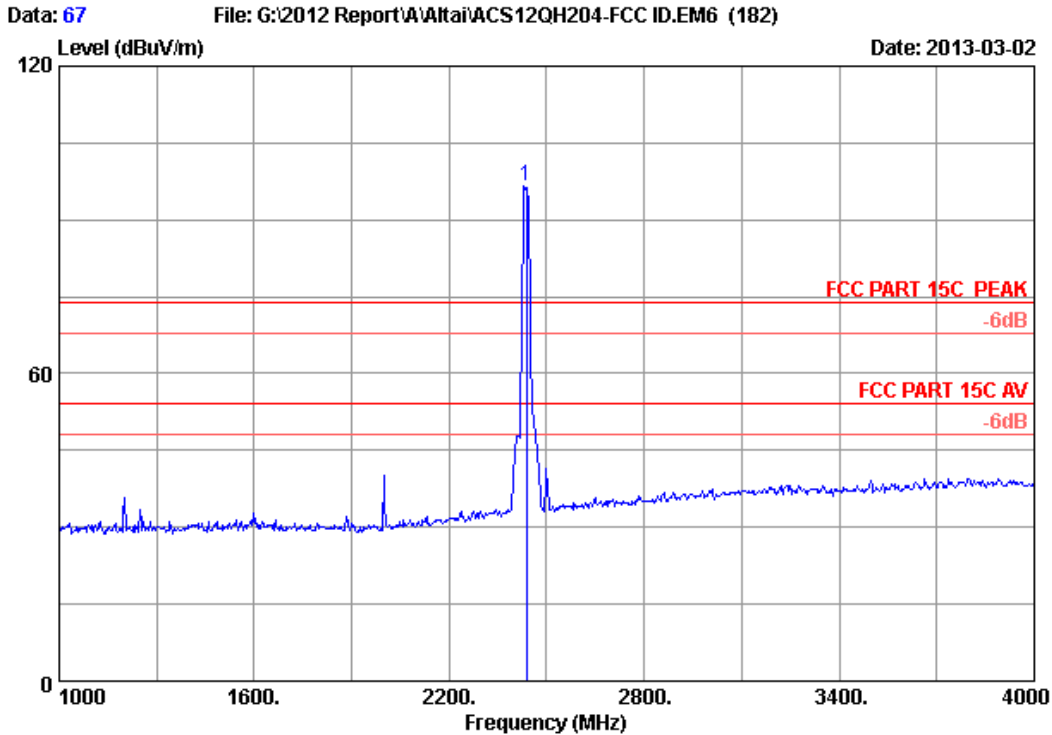


Site no. : 3m Chamber Data no. : 66
 Dis. / Ant. : 3m 2013 3115 (4580) Ant. pol. : HORIZONTAL
 Limit : FCC PART 15C PEAK
 Env. / Ins. : 23°C/54% Engineer : Leo-Li
 EUT : ASin Super WiFi Base Station
 Power supply : DC 56V From Adapter Input AC 120V/60Hz
 Test mode : IEEE802.11nHT20 CH6 2437MHz Tx
 WA8011N-HE

	Freq. (MHz)	Ant. Factor (dB/m)	Cable loss (dB)	Amp. Factor (dB)	Reading (dBUV)	Emission Level (dBUV/m)	Limits (dBUV/m)	Margin (dB)	Remark
1	4874.000	32.97	8.63	35.70	30.48	36.38	54.00	17.62	Average
2	4874.000	32.97	8.63	35.70	44.69	50.59	74.00	23.41	Peak

Remarks:

1. Emission Level= Antenna Factor + Cable Loss -Amp Factor + Reading.
2. The emission levels that are 20dB below the official limit are not reported.

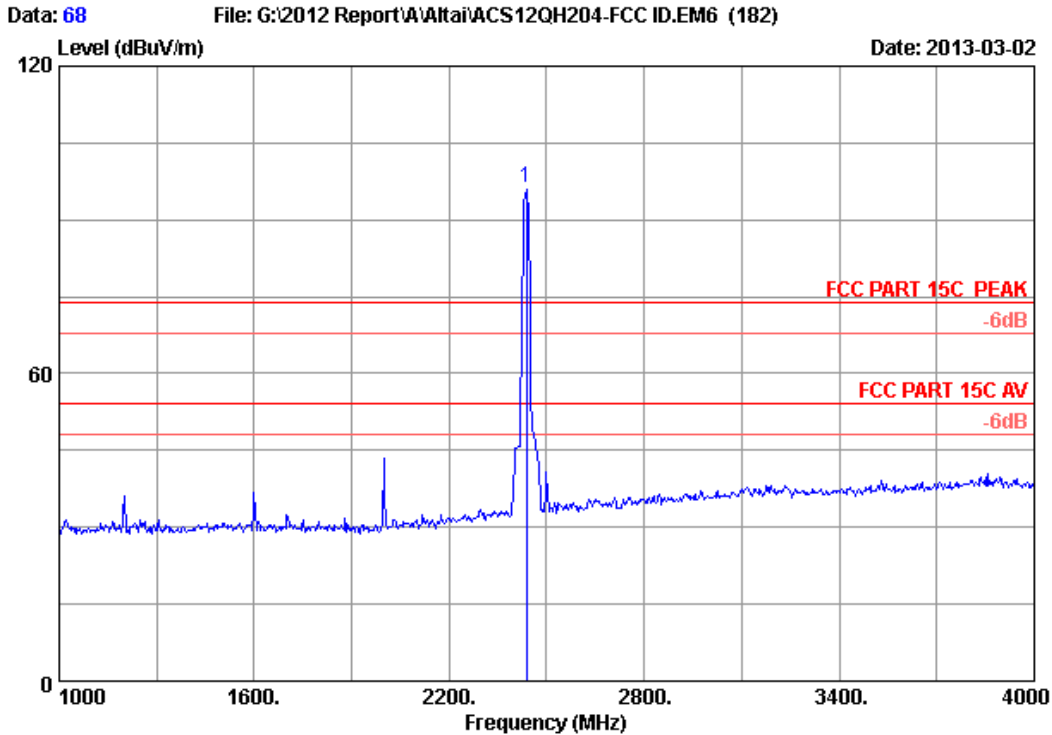


Site no. : 3m Chamber Data no. : 67
 Dis. / Ant. : 3m 2013 3115 (4580) Ant. pol. : HORIZONTAL
 Limit : FCC PART 15C PEAK
 Env. / Ins. : 23°C/54% Engineer : Leo-Li
 EUT : ASin Super WiFi Base Station
 Power supply : DC 56V From Adapter Input AC 120V/60Hz
 Test mode : IEEE802.11nHT20 CH 6 2437MHz Tx
 WA8011N-HE

	Freq.	Ant.	Cable	Amp.	Emission				Remark
	(MHz)	Factor	loss	Factor	Reading	Level	Limits	Margin	
		(dB/m)	(dB)	(dB)	(dBUV)	(dBUV/m)	(dBUV/m)	(dB)	
1	2437.000	28.26	5.85	35.70	98.15	96.56	74.00	-22.56	Peak

Remarks:

1. Emission Level= Antenna Factor + Cable Loss -Amp Factor + Reading.
2. The emission levels that are 20dB below the official limit are not reported.

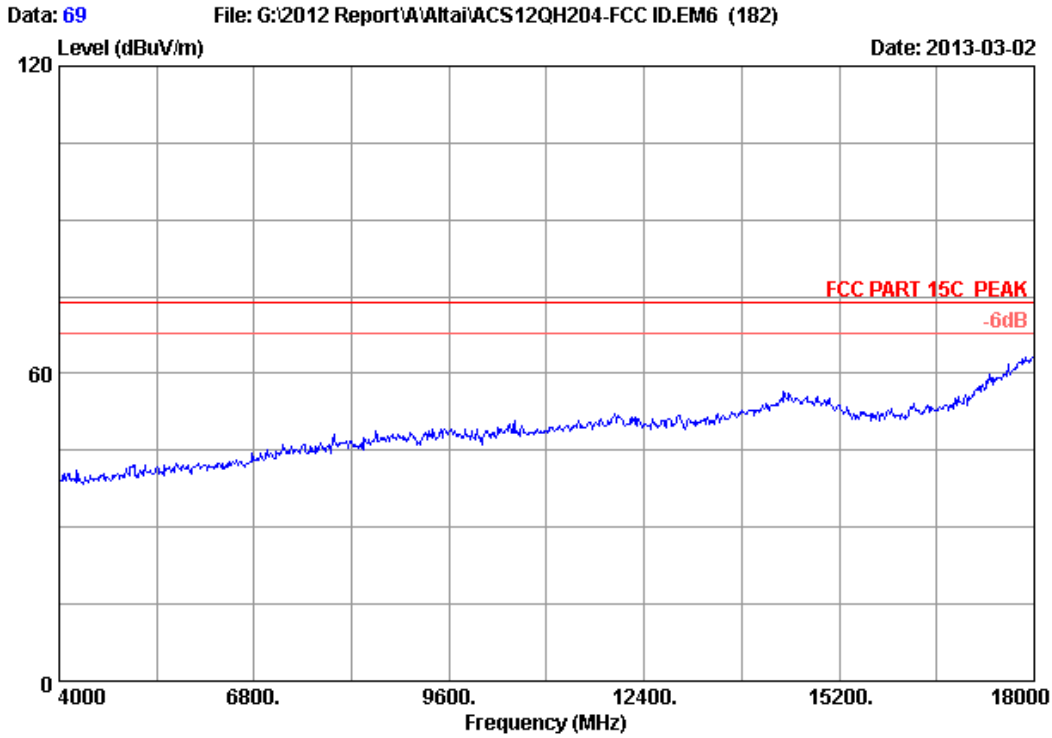


Site no. : 3m Chamber Data no. : 68
 Dis. / Ant. : 3m 2013 3115 (4580) Ant. pol. : VERTICAL
 Limit : FCC PART 15C PEAK
 Env. / Ins. : 23°C/54% Engineer : Leo-Li
 EUT : ASin Super WiFi Base Station
 Power supply : DC 56V From Adapter Input AC 120V/60Hz
 Test mode : IEEE802.11nHT20 CH 6 2437MHz Tx
 WA8011N-HE

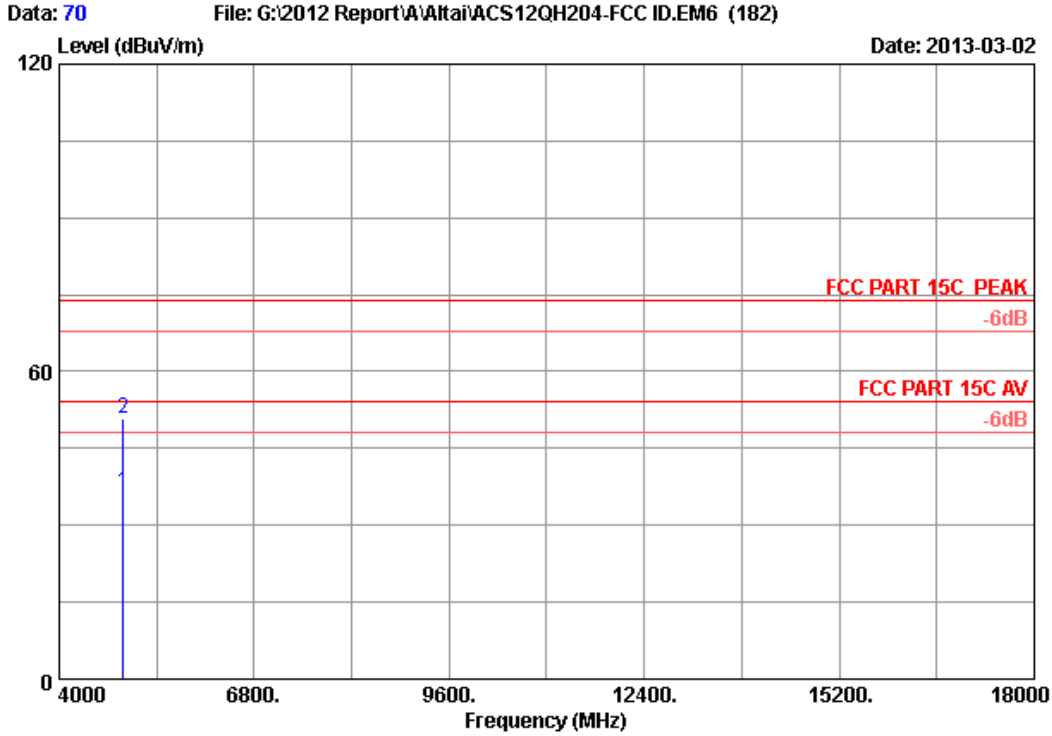
	Freq. (MHz)	Ant. Factor (dB/m)	Cable loss (dB)	Amp. Factor (dB)	Reading (dBUV)	Emission			Remark
						Level (dBUV/m)	Limits (dBUV/m)	Margin (dB)	
1	2437.000	28.26	5.85	35.70	97.93	96.34	74.00	-22.34	Peak

Remarks:

1. Emission Level= Antenna Factor + Cable Loss -Amp Factor + Reading.
2. The emission levels that are 20dB below the official limit are not reported.



Site no. : 3m Chamber Data no. : 69
Dis. / Ant. : 3m 2013 3115 (4580) Ant. pol. : HORIZONTAL
Limit : FCC PART 15C PEAK
Env. / Ins. : 23°C/54% Engineer : Leo-Li
EUT : A8in Super WiFi Base Station
Power supply : DC 56V From Adapter Input AC 120V/60Hz
Test mode : IEEE802.11nHT20 CH11 2462MHz Tx
WA8011N-HE

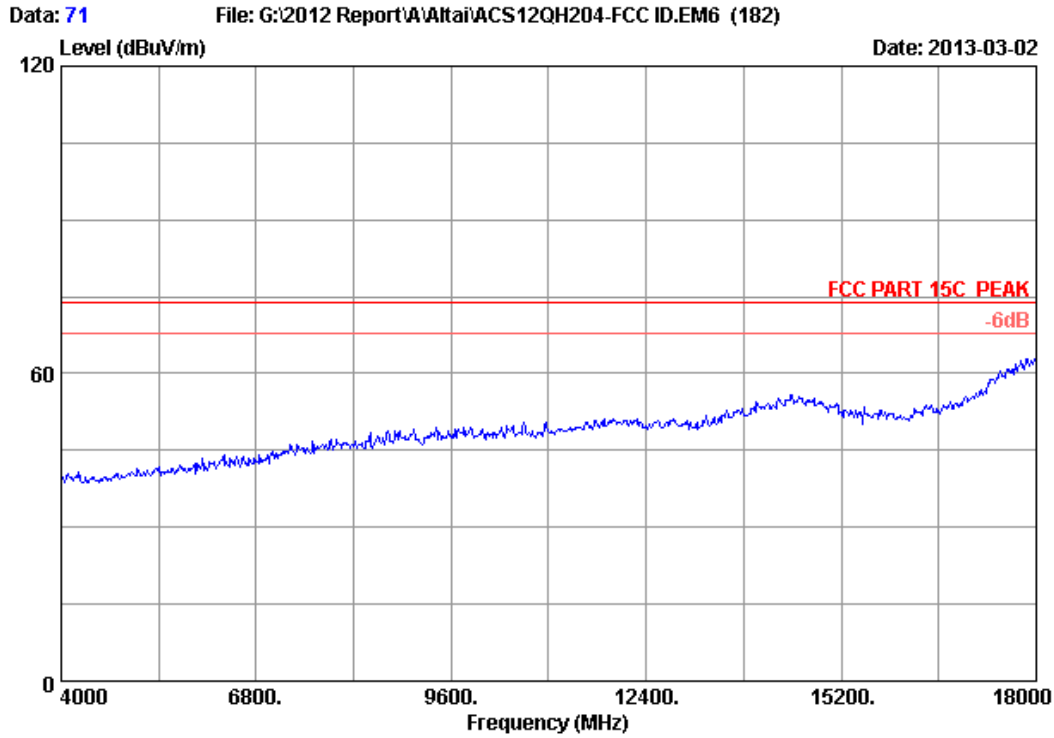


Site no. : 3m Chamber Data no. : 70
 Dis. / Ant. : 3m 2013 3115 (4580) Ant. pol. : HORIZONTAL
 Limit : FCC PART 15C PEAK
 Env. / Ins. : 23°C/54% Engineer : Leo-Li
 EUT : ASin Super WiFi Base Station
 Power supply : DC 56V From Adapter Input AC 120V/60Hz
 Test mode : IEEE802.11nHT20 CH11 2462MHz Tx
 WA8011N-HE

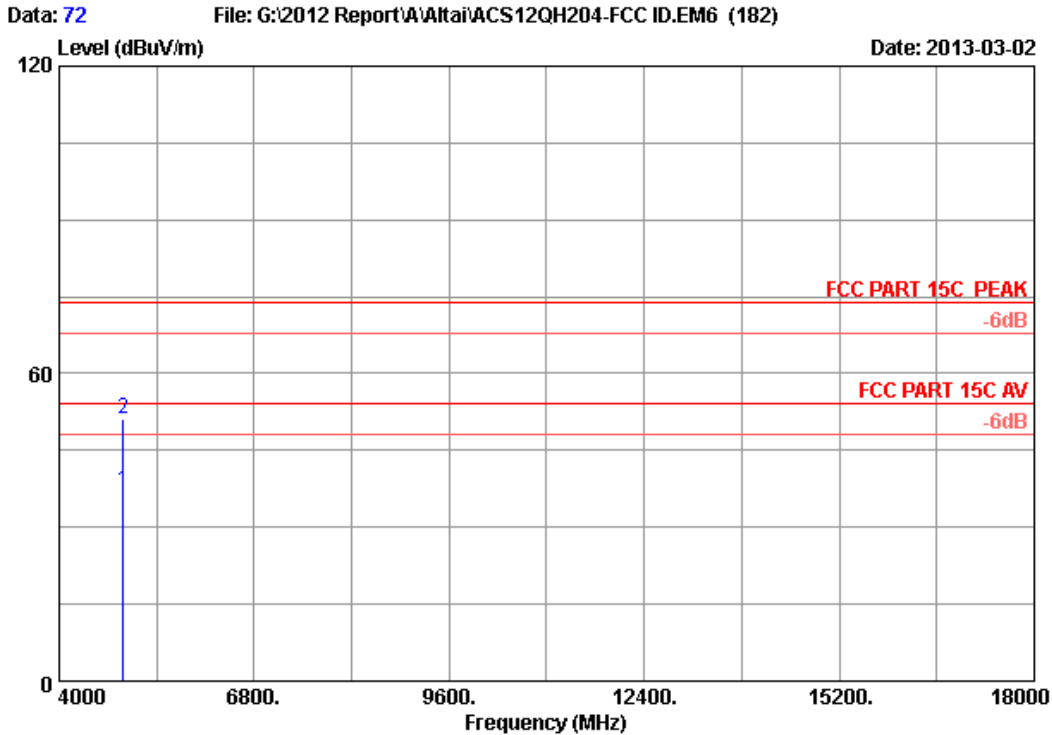
	Freq. (MHz)	Ant. Factor (dB/m)	Cable loss (dB)	Amp. Factor (dB)	Reading (dBUV)	Emission Level (dBUV/m)	Limits (dBUV/m)	Margin (dB)	Remark
1	4924.000	33.06	8.69	35.70	30.55	36.60	54.00	17.40	Average
2	4924.000	33.06	8.69	35.70	44.81	50.86	74.00	23.14	Peak

Remarks:

1. Emission Level= Antenna Factor + Cable Loss -Amp Factor + Reading.
2. The emission levels that are 20dB below the official limit are not reported.



Site no. : 3m Chamber Data no. : 71
Dis. / Ant. : 3m 2013 3115 (4580) Ant. pol. : VERTICAL
Limit : FCC PART 15C PEAK
Env. / Ins. : 23°C/54% Engineer : Leo-Li
EUT : A8in Super WiFi Base Station
Power supply : DC 56V From Adapter Input AC 120V/60Hz
Test mode : IEEE802.11nHT20 CH11 2462MHz Tx
WA8011N-HE

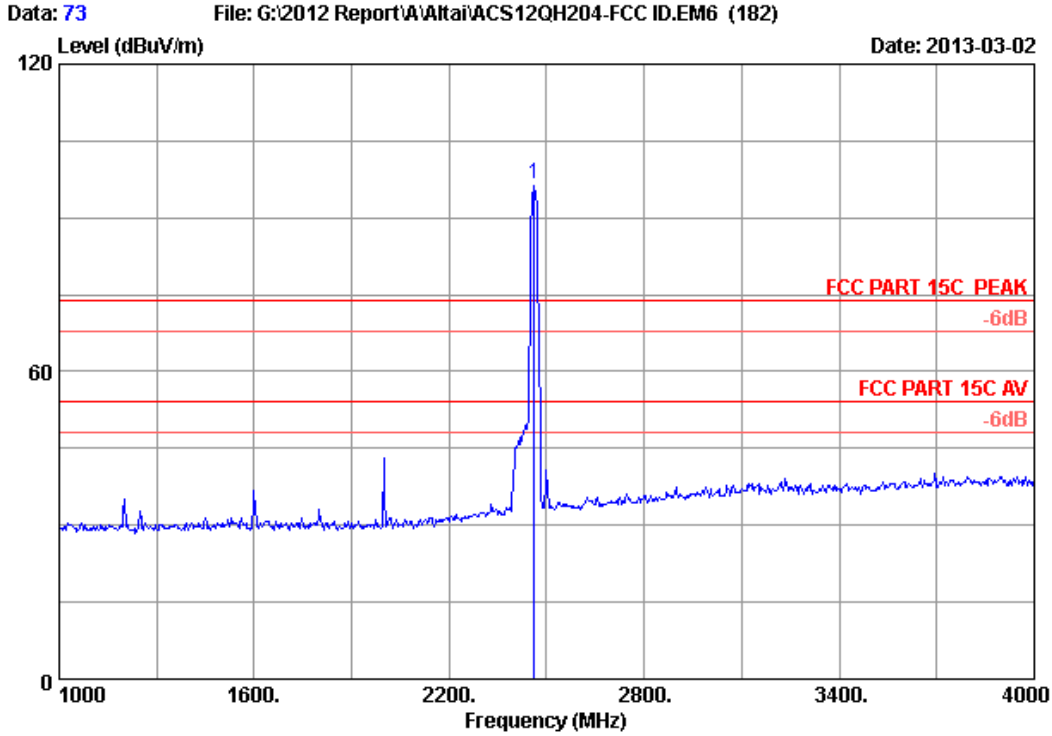


Site no. : 3m Chamber Data no. : 72
 Dis. / Ant. : 3m 2013 3115 (4580) Ant. pol. : VERTICAL
 Limit : FCC PART 15C PEAK
 Env. / Ins. : 23°C/54% Engineer : Leo-Li
 EUT : ASin Super WiFi Base Station
 Power supply : DC 56V From Adapter Input AC 120V/60Hz
 Test mode : IEEE802.11nHT20 CH11 2462MHz Tx
 WA8011N-HE

	Freq. (MHz)	Ant. Factor (dB/m)	Cable loss (dB)	Amp. Factor (dB)	Reading (dBUV)	Emission Level (dBUV/m)	Limits (dBUV/m)	Margin (dB)	Remark
1	4924.000	33.06	8.69	35.70	30.98	37.03	54.00	16.97	Average
2	4924.000	33.06	8.69	35.70	45.13	51.18	74.00	22.82	Peak

Remarks:

1. Emission Level= Antenna Factor + Cable Loss -Amp Factor + Reading.
2. The emission levels that are 20dB below the official limit are not reported.

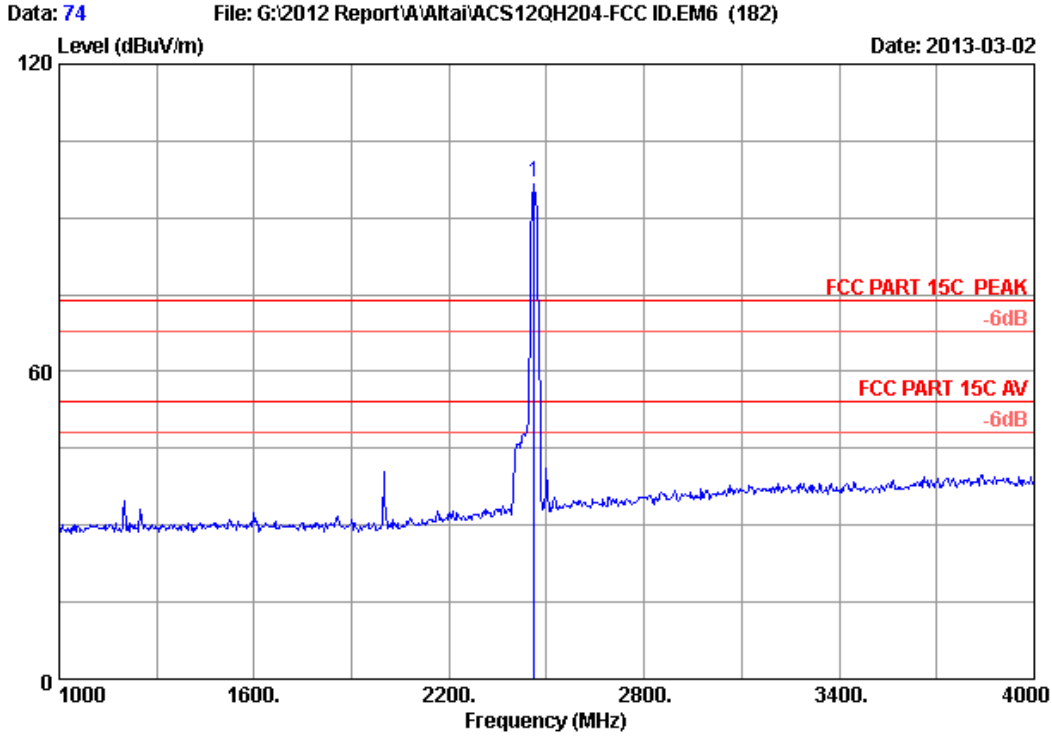


Site no. : 3m Chamber Data no. : 73
 Dis. / Ant. : 3m 2013 3115 (4580) Ant. pol. : VERTICAL
 Limit : FCC PART 15C PEAK
 Env. / Ins. : 23°C/54% Engineer : Leo-Li
 EUT : ASin Super WiFi Base Station
 Power supply : DC 56V From Adapter Input AC 120V/60Hz
 Test mode : IEEE802.11nHT20 CH 11 2462MHz Tx
 WA8011N-HE

Freq. (MHz)	Ant. Factor (dB/m)	Cable loss (dB)	Amp. Factor (dB)	Reading (dBUV)	Emission			Remark
					Level (dBUV/m)	Limits (dBUV/m)	Margin (dB)	
1 2462.000	28.32	5.89	35.70	98.16	96.67	74.00	-22.67	Peak

Remarks:

1. Emission Level= Antenna Factor + Cable Loss -Amp Factor + Reading.
2. The emission levels that are 20dB below the official limit are not reported.

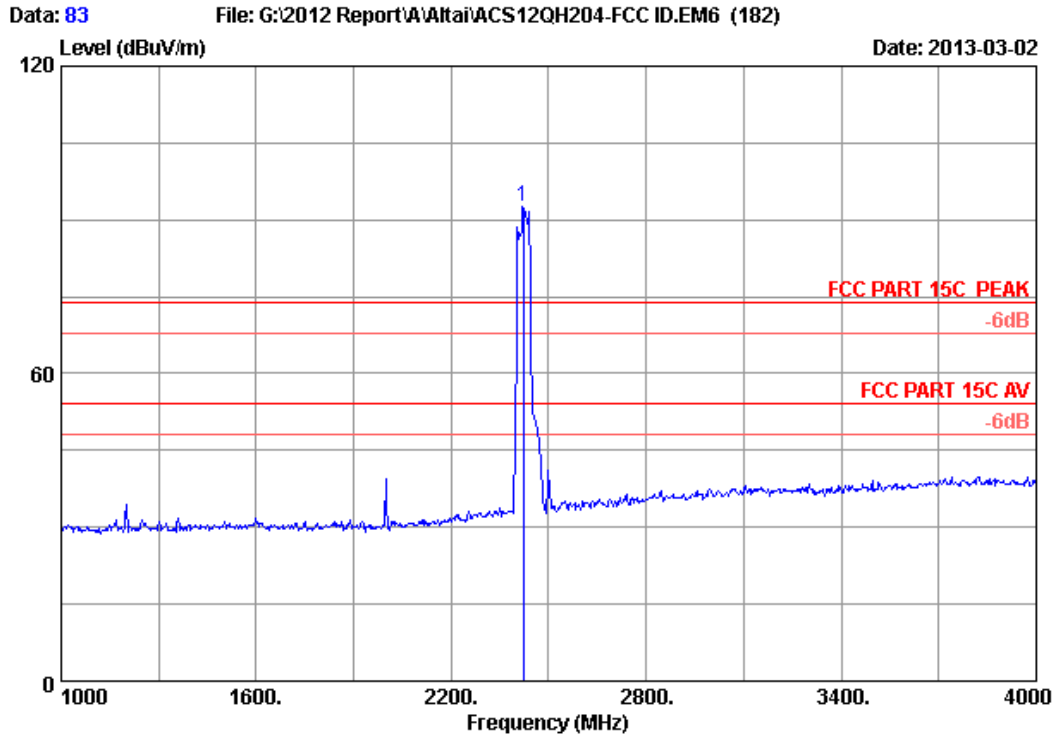


Site no. : 3m Chamber Data no. : 74
 Dis. / Ant. : 3m 2013 3115 (4580) Ant. pol. : HORIZONTAL
 Limit : FCC PART 15C PEAK
 Env. / Ins. : 23°C/54% Engineer : Leo-Li
 EUT : ASin Super WiFi Base Station
 Power supply : DC 56V From Adapter Input AC 120V/60Hz
 Test mode : IEEE802.11nHT20 CH 11 2462MHz Tx
 WA8011N-HE

	Freq.	Ant.	Cable	Amp.	Emission				Remark
	(MHz)	(dB/m)	loss	Factor	Reading	Level	Limits	Margin	
			(dB)	(dB)	(dBUV)	(dBUV/m)	(dBUV/m)	(dB)	
1	2462.000	28.32	5.89	35.70	98.32	96.83	74.00	-22.83	Peak

Remarks:

1. Emission Level= Antenna Factor + Cable Loss -Amp Factor + Reading.
2. The emission levels that are 20dB below the official limit are not reported.

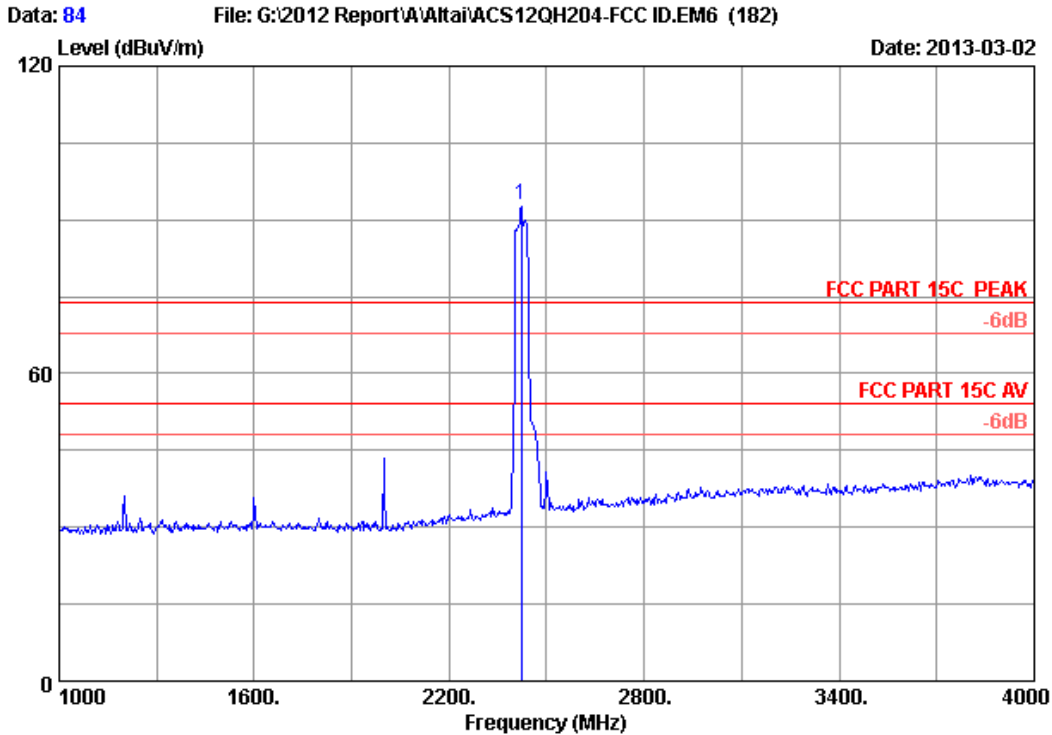


Site no. : 3m Chamber Data no. : 83
 Dis. / Ant. : 3m 2013 3115 (4580) Ant. pol. : HORIZONTAL
 Limit : FCC PART 15C PEAK
 Env. / Ins. : 23°C/54% Engineer : Leo-Li
 EUT : ASin Super WiFi Base Station
 Power supply : DC 56V From Adapter Input AC 120V/60Hz
 Test mode : IEEE802.11nHT40 CH 1 2422MHz Tx
 WA8011N-HE

	Freq. (MHz)	Ant. Factor (dB/m)	Cable loss (dB)	Amp. Factor (dB)	Reading (dBUV)	Emission			Remark
						Level (dBUV/m)	Limits (dBUV/m)	Margin (dB)	
1	2422.000	28.23	5.83	35.70	94.18	92.54	74.00	-18.54	Peak

Remarks:

1. Emission Level= Antenna Factor + Cable Loss -Amp Factor + Reading.
2. The emission levels that are 20dB below the official limit are not reported.

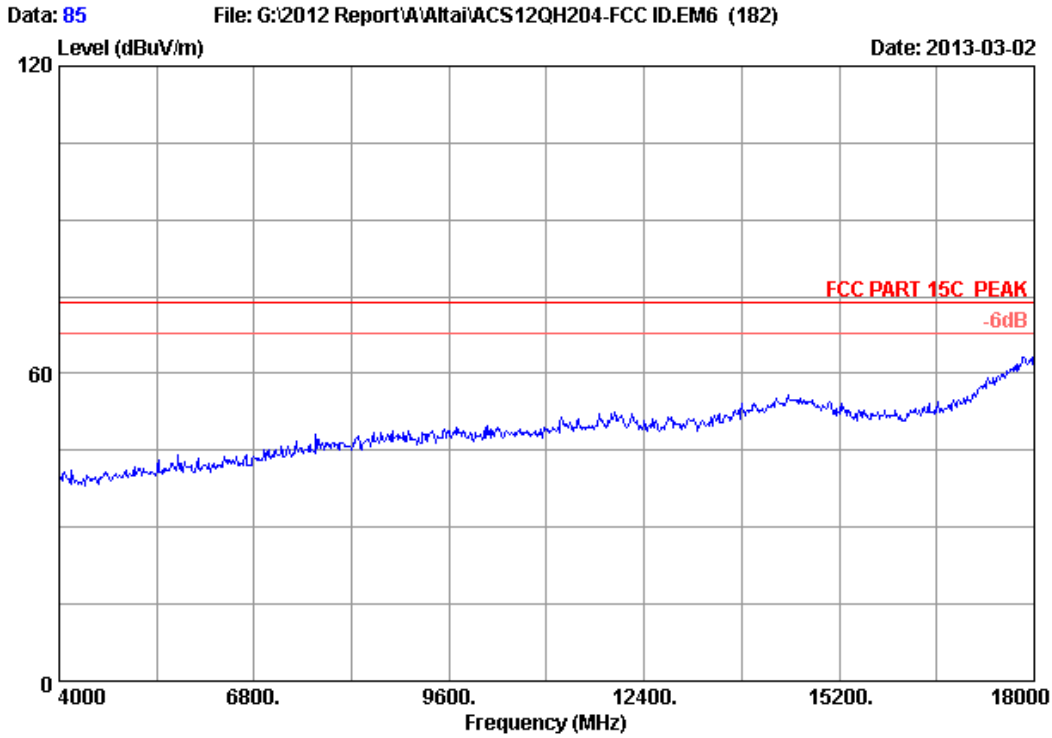


Site no. : 3m Chamber Data no. : 84
 Dis. / Ant. : 3m 2013 3115 (4580) Ant. pol. : VERTICAL
 Limit : FCC PART 15C PEAK
 Env. / Ins. : 23°C/54% Engineer : Leo-Li
 EUT : ASin Super WiFi Base Station
 Power supply : DC 56V From Adapter Input AC 120V/60Hz
 Test mode : IEEE802.11nHT40 CH 1 2422MHz Tx
 WA8011N-HE

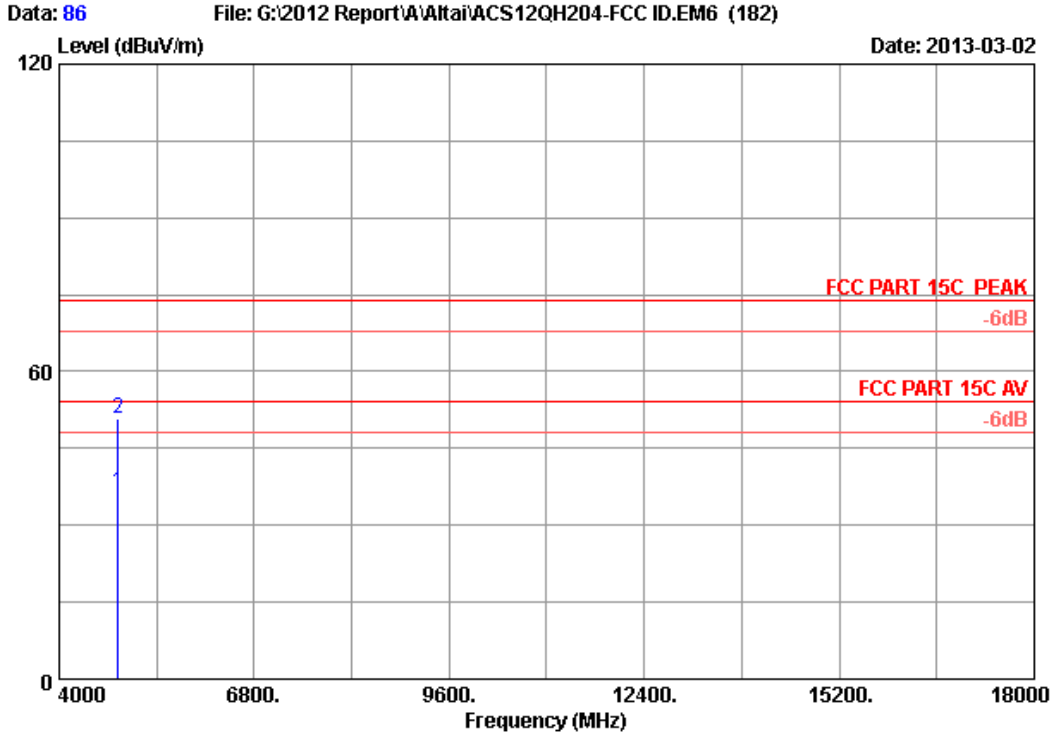
Freq. (MHz)	Ant. Factor (dB/m)	Cable loss (dB)	Amp. Factor (dB)	Reading (dBUV)	Emission			Remark
					Level (dBUV/m)	Limits (dBUV/m)	Margin (dB)	
1 2422.000	28.23	5.83	35.70	94.41	92.77	74.00	-18.77	Peak

Remarks:

1. Emission Level= Antenna Factor + Cable Loss -Amp Factor + Reading.
2. The emission levels that are 20dB below the official limit are not reported.



Site no. : 3m Chamber Data no. : 85
Dis. / Ant. : 3m 2013 3115 (4580) Ant. pol. : VERTICAL
Limit : FCC PART 15C PEAK
Env. / Ins. : 23°C/54% Engineer : Leo-Li
EUT : A8in Super WiFi Base Station
Power supply : DC 56V From Adapter Input AC 120V/60Hz
Test mode : IEEE802.11nHT40 CH1 2422MHz Tx
WA8011N-HE

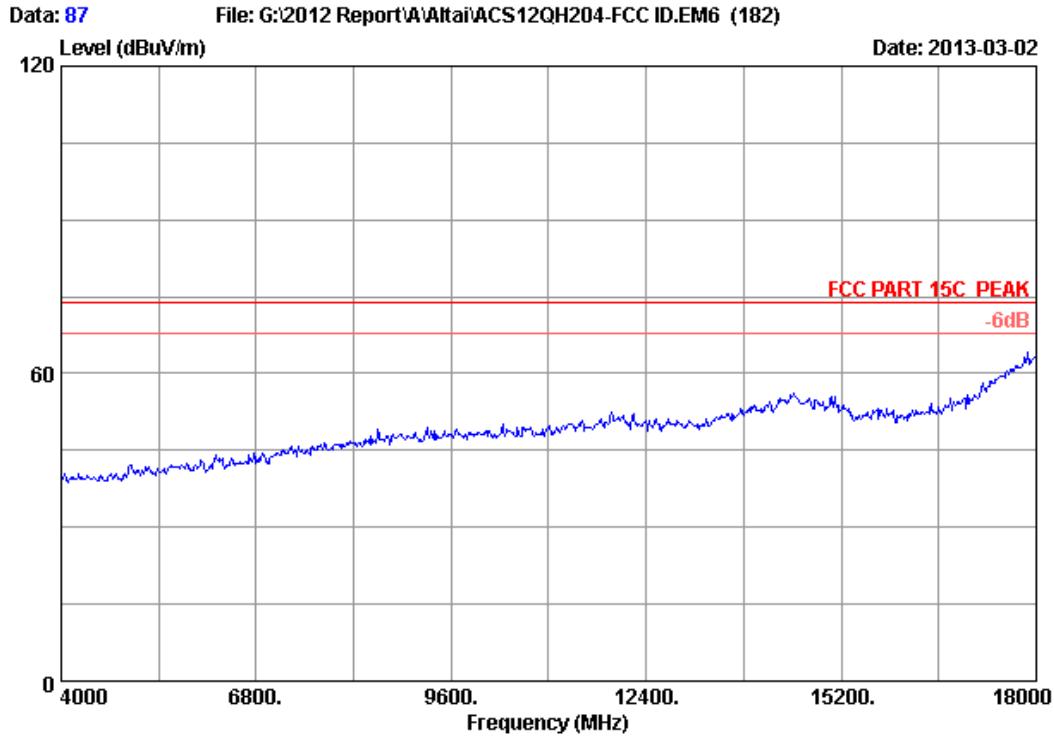


Site no. : 3m Chamber Data no. : 86
 Dis. / Ant. : 3m 2013 3115 (4580) Ant. pol. : VERTICAL
 Limit : FCC PART 15C PEAK
 Env. / Ins. : 23°C/54% Engineer : Leo-Li
 EUT : ASin Super WiFi Base Station
 Power supply : DC 56V From Adapter Input AC 120V/60Hz
 Test mode : IEEE802.11nHT40 CH1 2422MHz Tx
 WA8011N-HE

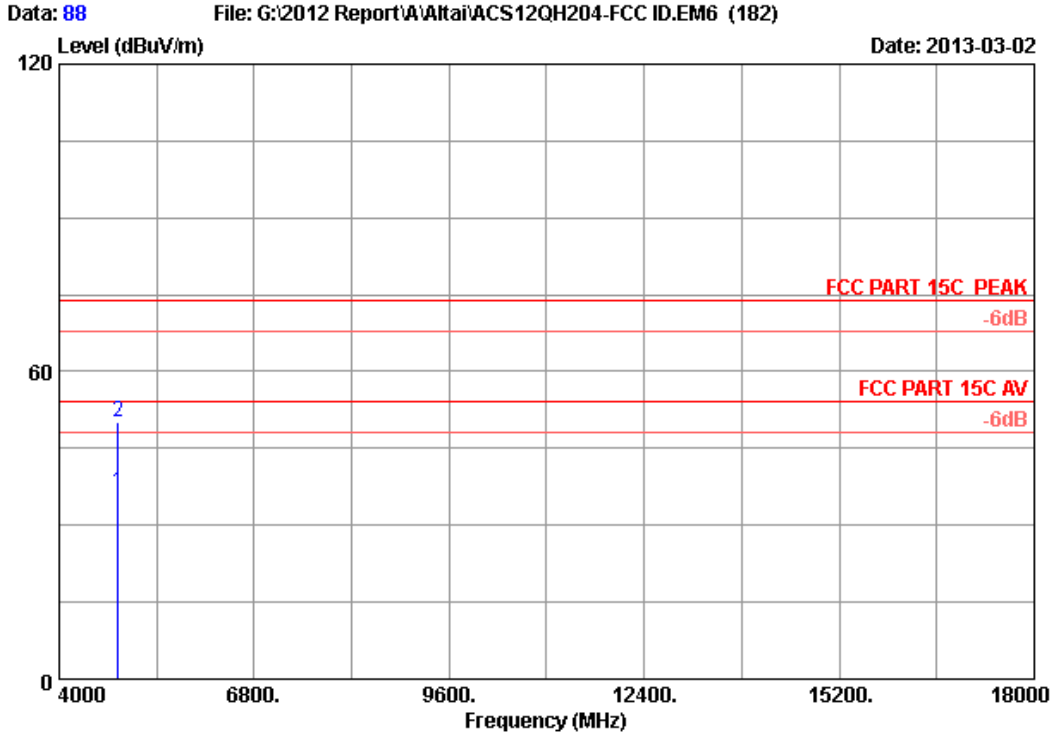
	Freq. (MHz)	Ant. Factor (dB/m)	Cable loss (dB)	Amp. Factor (dB)	Reading (dBUV)	Emission Level (dBUV/m)	Limits (dBUV/m)	Margin (dB)	Remark
1	4844.000	32.92	8.60	35.70	30.75	36.57	54.00	17.43	Average
2	4844.000	32.92	8.60	35.70	44.83	50.65	74.00	23.35	Peak

Remarks:

1. Emission Level= Antenna Factor + Cable Loss -Amp Factor + Reading.
2. The emission levels that are 20dB below the official limit are not reported.



Site no. : 3m Chamber Data no. : 87
Dis. / Ant. : 3m 2013 3115 (4580) Ant. pol. : HORIZONTAL
Limit : FCC PART 15C PEAK
Env. / Ins. : 23°C/54% Engineer : Leo-Li
EUT : A8in Super WiFi Base Station
Power supply : DC 56V From Adapter Input AC 120V/60Hz
Test mode : IEEE802.11nHT40 CH1 2422MHz Tx
WA8011N-HE

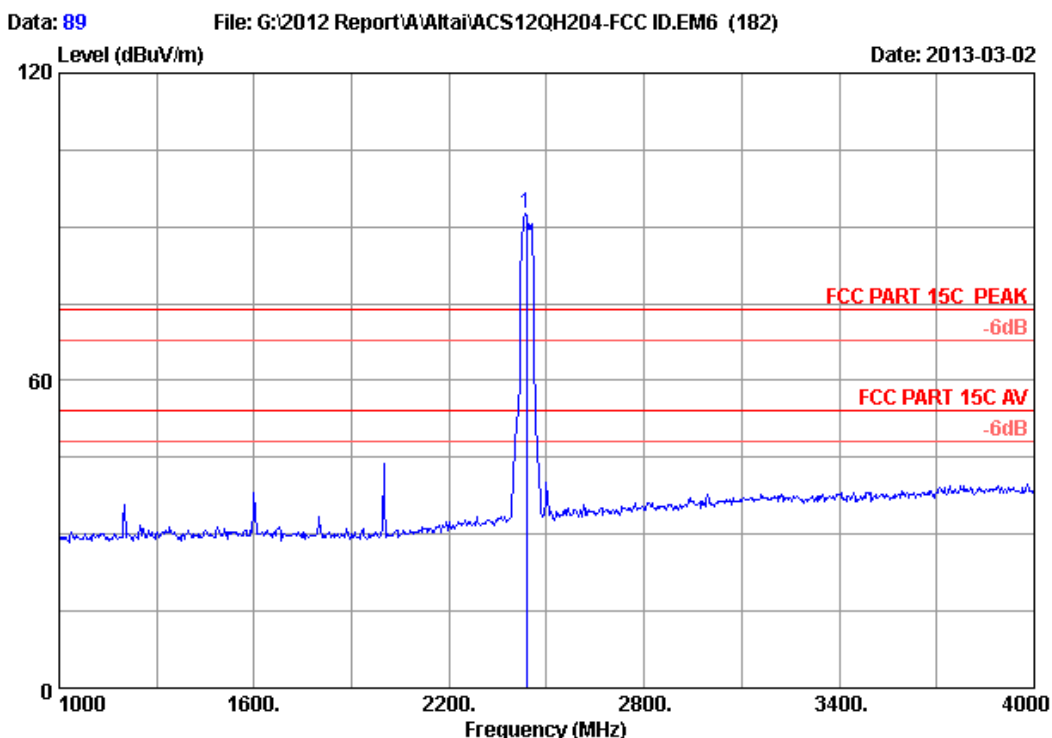


Site no. : 3m Chamber Data no. : 88
 Dis. / Ant. : 3m 2013 3115 (4580) Ant. pol. : HORIZONTAL
 Limit : FCC PART 15C PEAK
 Env. / Ins. : 23°C/54% Engineer : Leo-Li
 EUT : ASin Super WiFi Base Station
 Power supply : DC 56V From Adapter Input AC 120V/60Hz
 Test mode : IEEE802.11nHT40 CH1 2422MHz Tx
 WA8011N-HE

	Freq. (MHz)	Ant. Factor (dB/m)	Cable loss (dB)	Amp. Factor (dB)	Reading (dBUV)	Emission Level (dBUV/m)	Limits (dBUV/m)	Margin (dB)	Remark
1	4844.000	32.92	8.60	35.70	30.51	36.33	54.00	17.67	Average
2	4844.000	32.92	8.60	35.70	44.38	50.20	74.00	23.80	Peak

Remarks:

1. Emission Level= Antenna Factor + Cable Loss -Amp Factor + Reading.
2. The emission levels that are 20dB below the official limit are not reported.

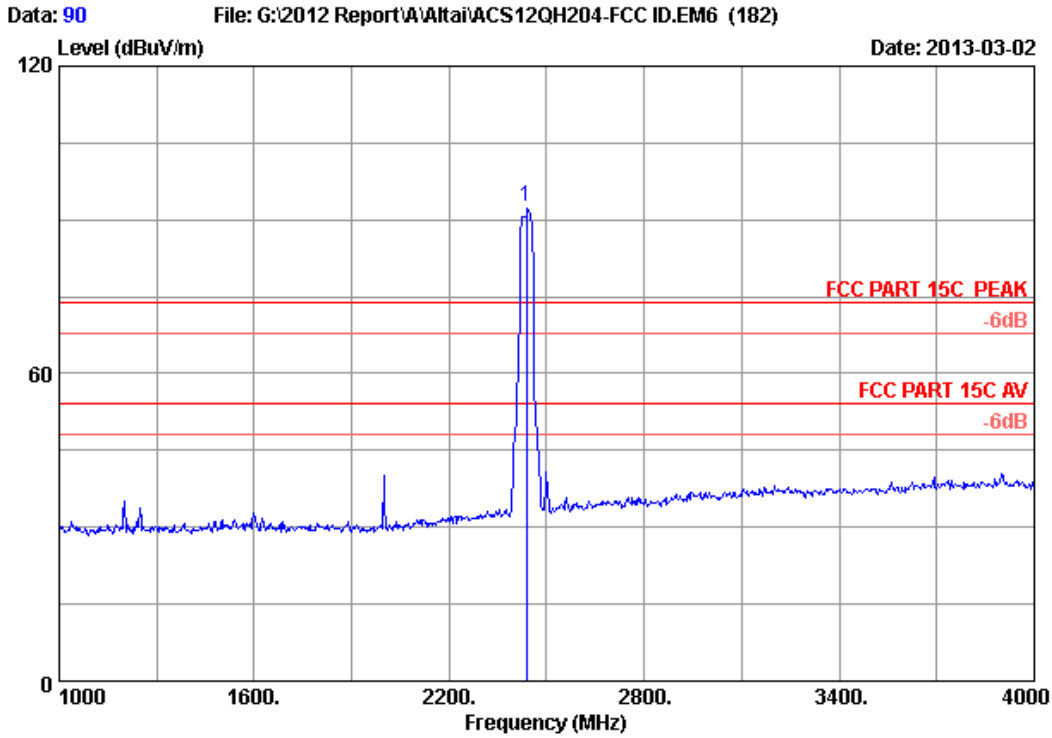


Site no. : 3m Chamber Data no. : 89
 Dis. / Ant. : 3m 2013 3115 (4580) Ant. pol. : VERTICAL
 Limit : FCC PART 15C PEAK
 Env. / Ins. : 23°C/54% Engineer : Leo-Li
 EUT : ASin Super WiFi Base Station
 Power supply : DC 56V From Adapter Input AC 120V/60Hz
 Test mode : IEEE802.11nHT40 CH 4 2437MHz Tx
 WA8011N-HE

1	Freq. (MHz)	Ant. Factor (dB/m)	Cable loss (dB)	Amp. Factor (dB)	Reading (dBUV)	Emission			Remark
						Level (dBUV/m)	Limits (dBUV/m)	Margin (dB)	
	2437.000	28.26	5.85	35.70	94.11	92.52	74.00	-18.52	Peak

Remarks:

1. Emission Level= Antenna Factor + Cable Loss -Amp Factor + Reading.
2. The emission levels that are 20dB below the official limit are not reported.

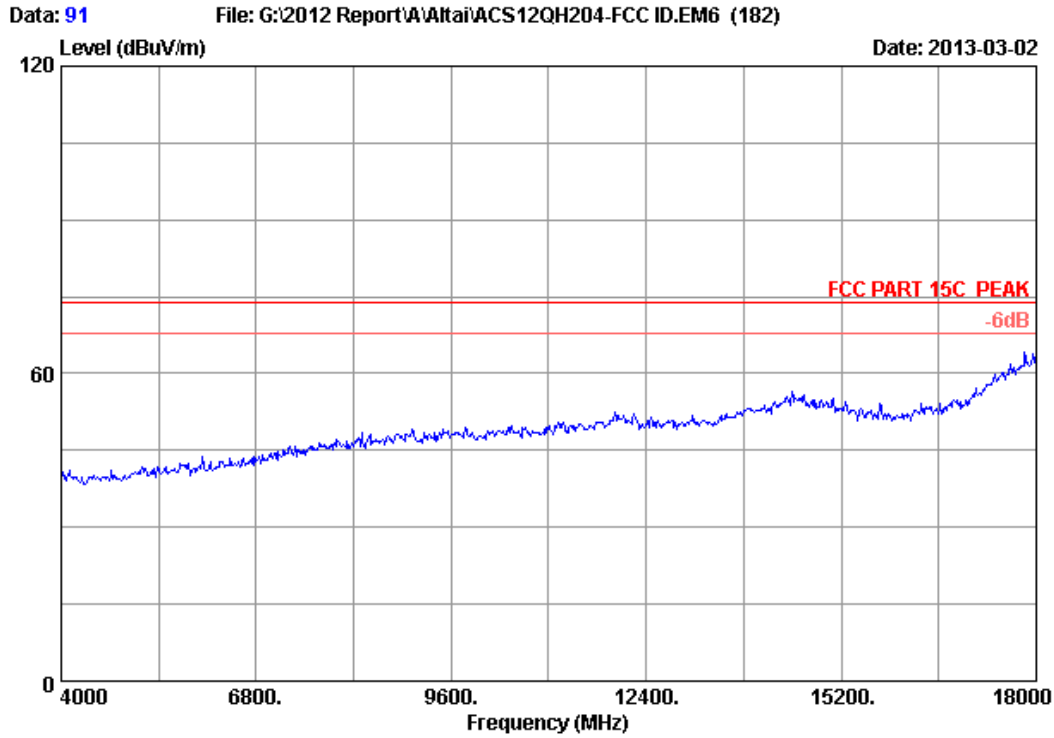


Site no. : 3m Chamber Data no. : 90
 Dis. / Ant. : 3m 2013 3115 (4580) Ant. pol. : HORIZONTAL
 Limit : FCC PART 15C PEAK
 Env. / Ins. : 23°C/54% Engineer : Leo-Li
 EUT : ASin Super WiFi Base Station
 Power supply : DC 56V From Adapter Input AC 120V/60Hz
 Test mode : IEEE802.11nHT40 CH 4 2437MHz Tx
 WA8011N-HE

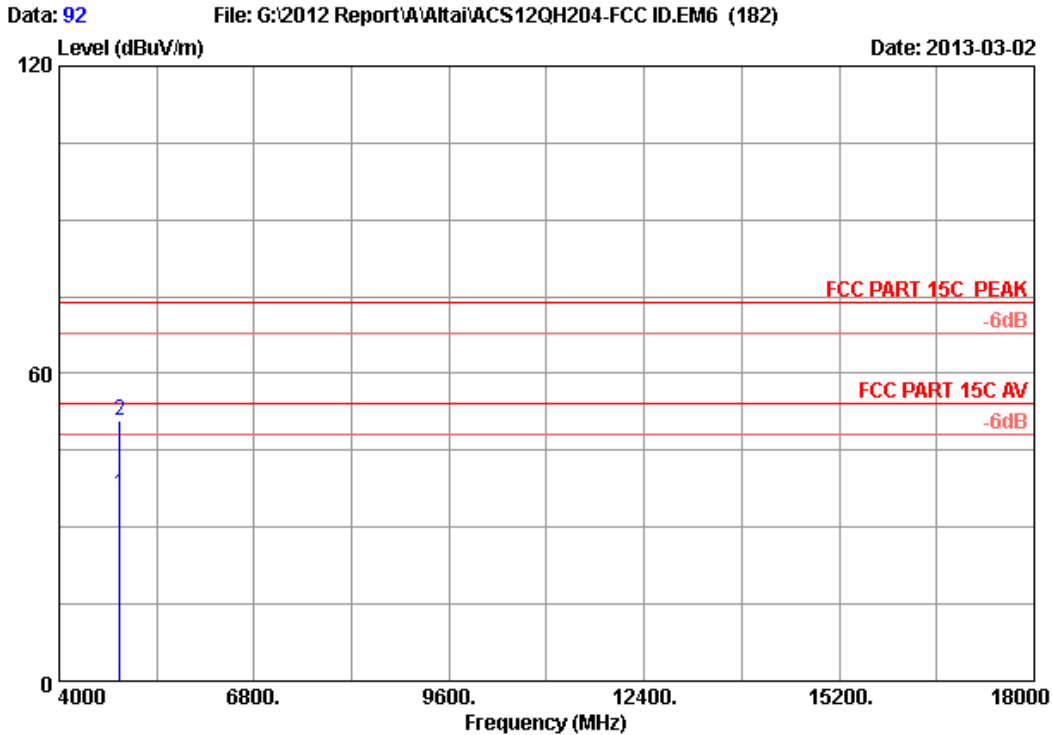
	Freq. (MHz)	Ant. Factor (dB/m)	Cable loss (dB)	Amp. Factor (dB)	Reading (dBUV)	Emission			Remark
						Level (dBUV/m)	Limits (dBUV/m)	Margin (dB)	
1	2437.000	28.26	5.85	35.70	94.07	92.48	74.00	-18.48	Peak

Remarks:

1. Emission Level= Antenna Factor + Cable Loss -Amp Factor + Reading.
2. The emission levels that are 20dB below the official limit are not reported.



Site no. : 3m Chamber Data no. : 91
Dis. / Ant. : 3m 2013 3115 (4580) Ant. pol. : HORIZONTAL
Limit : FCC PART 15C PEAK
Env. / Ins. : 23°C/54% Engineer : Leo-Li
EUT : A8in Super WiFi Base Station
Power supply : DC 56V From Adapter Input AC 120V/60Hz
Test mode : IEEE802.11nHT40 CH4 2437MHz Tx
WA8011N-HE

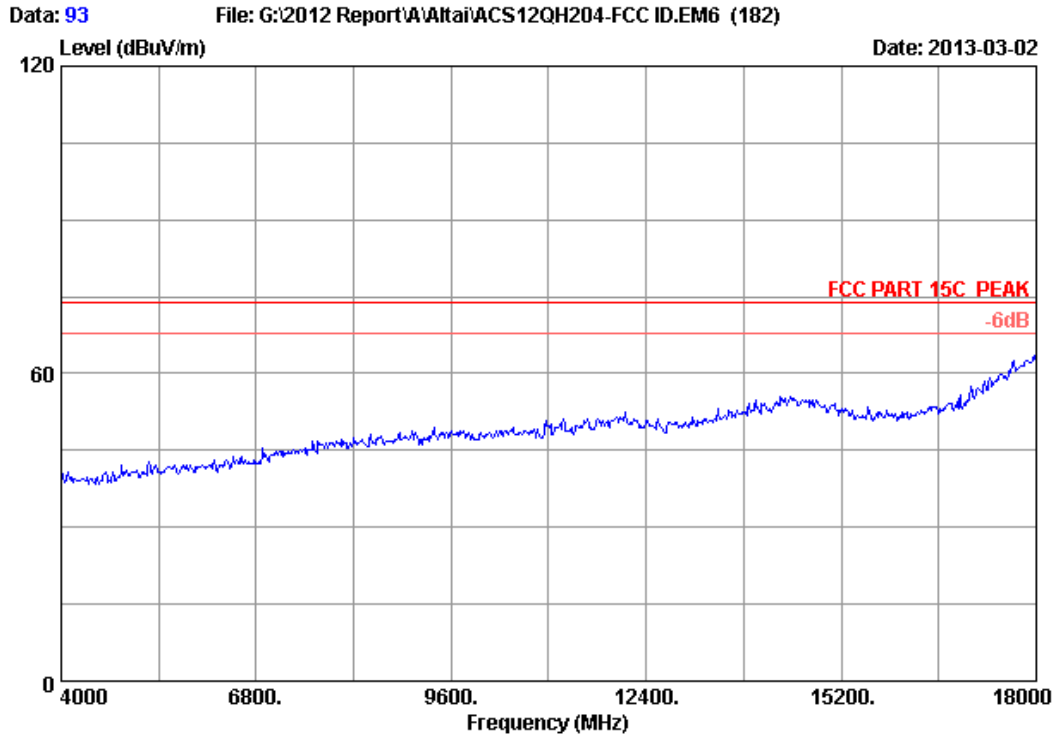


Site no. : 3m Chamber Data no. : 92
 Dis. / Ant. : 3m 2013 3115 (4580) Ant. pol. : HORIZONTAL
 Limit : FCC PART 15C PEAK
 Env. / Ins. : 23°C/54% Engineer : Leo-Li
 EUT : ASin Super WiFi Base Station
 Power supply : DC 56V From Adapter Input AC 120V/60Hz
 Test mode : IEEE802.11nHT40 CH4 2437MHz Tx
 WA8011N-HE

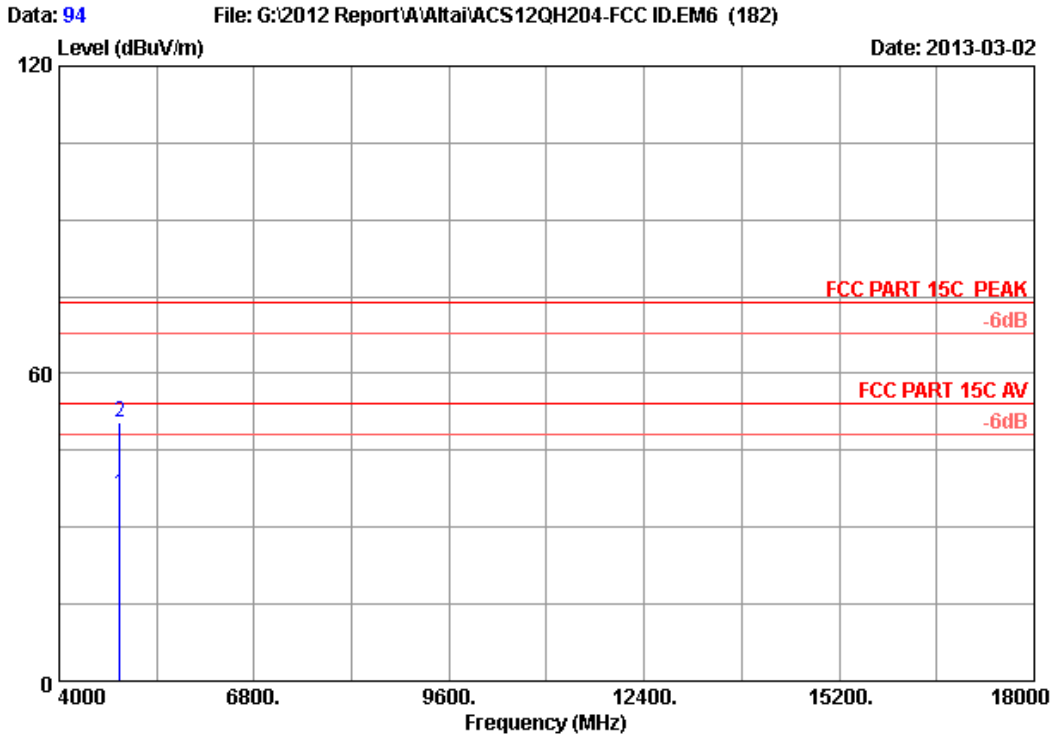
	Freq. (MHz)	Ant. Factor (dB/m)	Cable loss (dB)	Amp. Factor (dB)	Reading (dBUV)	Emission Level (dBUV/m)	Limits (dBUV/m)	Margin (dB)	Remark
1	4874.000	32.97	8.63	35.70	30.60	36.50	54.00	17.50	Average
2	4874.000	32.97	8.63	35.70	44.79	50.69	74.00	23.31	Peak

Remarks:

1. Emission Level= Antenna Factor + Cable Loss -Amp Factor + Reading.
2. The emission levels that are 20dB below the official limit are not reported.



Site no. : 3m Chamber Data no. : 93
Dis. / Ant. : 3m 2013 3115 (4580) Ant. pol. : VERTICAL
Limit : FCC PART 15C PEAK
Env. / Ins. : 23°C/54% Engineer : Leo-Li
EUT : A8in Super WiFi Base Station
Power supply : DC 56V From Adapter Input AC 120V/60Hz
Test mode : IEEE802.11nHT40 CH4 2437MHz Tx
WA8011N-HE

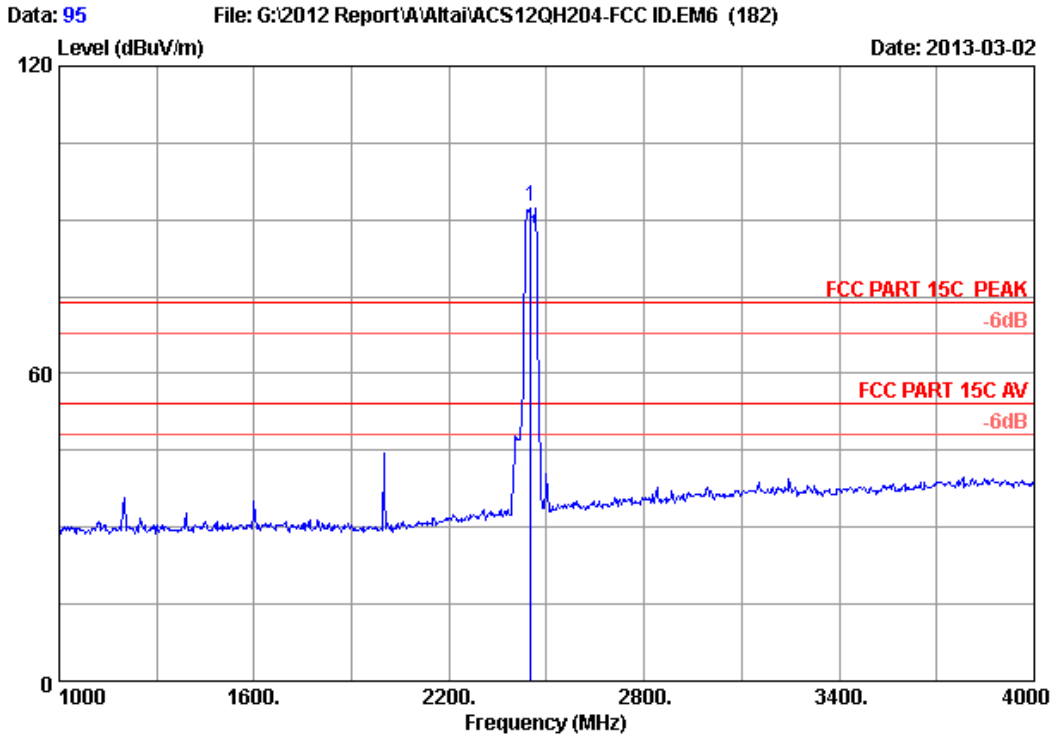


Site no. : 3m Chamber Data no. : 94
 Dis. / Ant. : 3m 2013 3115 (4580) Ant. pol. : VERTICAL
 Limit : FCC PART 15C PEAK
 Env. / Ins. : 23°C/54% Engineer : Leo-Li
 EUT : ASin Super WiFi Base Station
 Power supply : DC 56V From Adapter Input AC 120V/60Hz
 Test mode : IEEE802.11nHT40 CH4 2437MHz Tx
 WA8011N-HE

	Freq. (MHz)	Ant. Factor (dB/m)	Cable loss (dB)	Amp. Factor (dB)	Reading (dBUV)	Emission Level (dBUV/m)	Limits (dBUV/m)	Margin (dB)	Remark
1	4874.000	32.97	8.63	35.70	30.52	36.42	54.00	17.58	Average
2	4874.000	32.97	8.63	35.70	44.70	50.60	74.00	23.40	Peak

Remarks:

1. Emission Level= Antenna Factor + Cable Loss -Amp Factor + Reading.
2. The emission levels that are 20dB below the official limit are not reported.

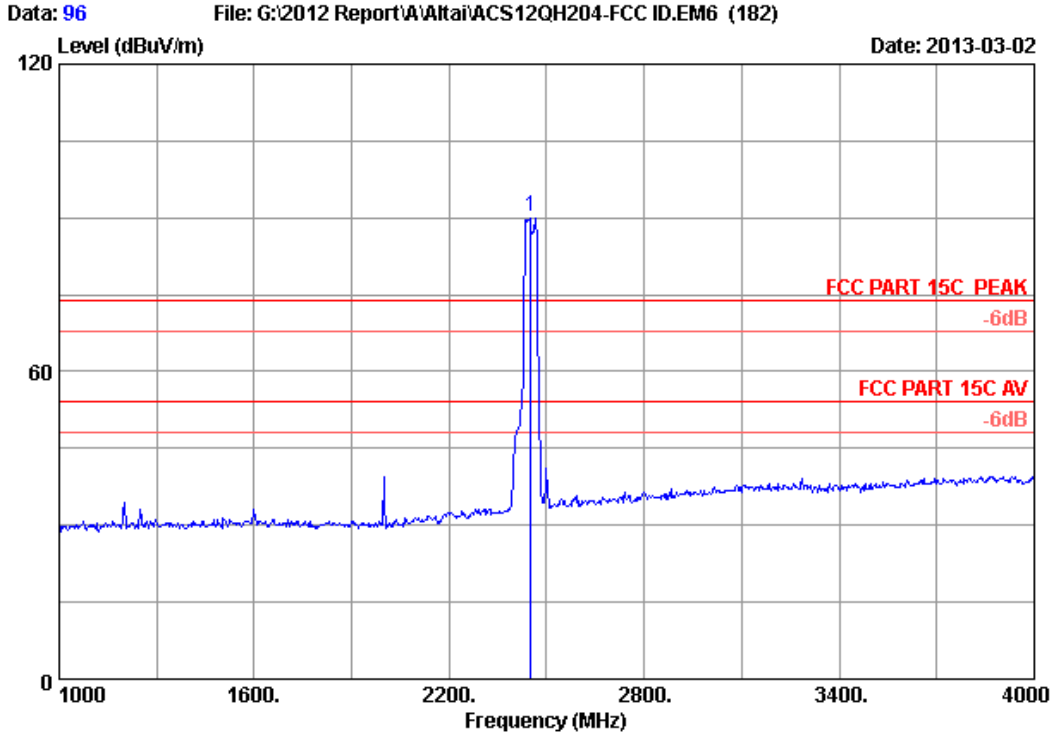


Site no. : 3m Chamber Data no. : 95
 Dis. / Ant. : 3m 2013 3115 (4580) Ant. pol. : VERTICAL
 Limit : FCC PART 15C PEAK
 Env. / Ins. : 23°C/54% Engineer : Leo-Li
 EUT : ASin Super WiFi Base Station
 Power supply : DC 56V From Adapter Input AC 120V/60Hz
 Test mode : IEEE802.11nHT40 CH 7 2452MHz Tx
 WA8011N-HE

Freq. (MHz)	Ant. Factor (dB/m)	Cable loss (dB)	Amp. Factor (dB)	Reading (dBUV)	Emission			Remark
					Level (dBUV/m)	Limits (dBUV/m)	Margin (dB)	
1 2452.000	28.29	5.87	35.70	94.08	92.54	74.00	-18.54	Peak

Remarks:

1. Emission Level= Antenna Factor + Cable Loss -Amp Factor + Reading.
2. The emission levels that are 20dB below the official limit are not reported.

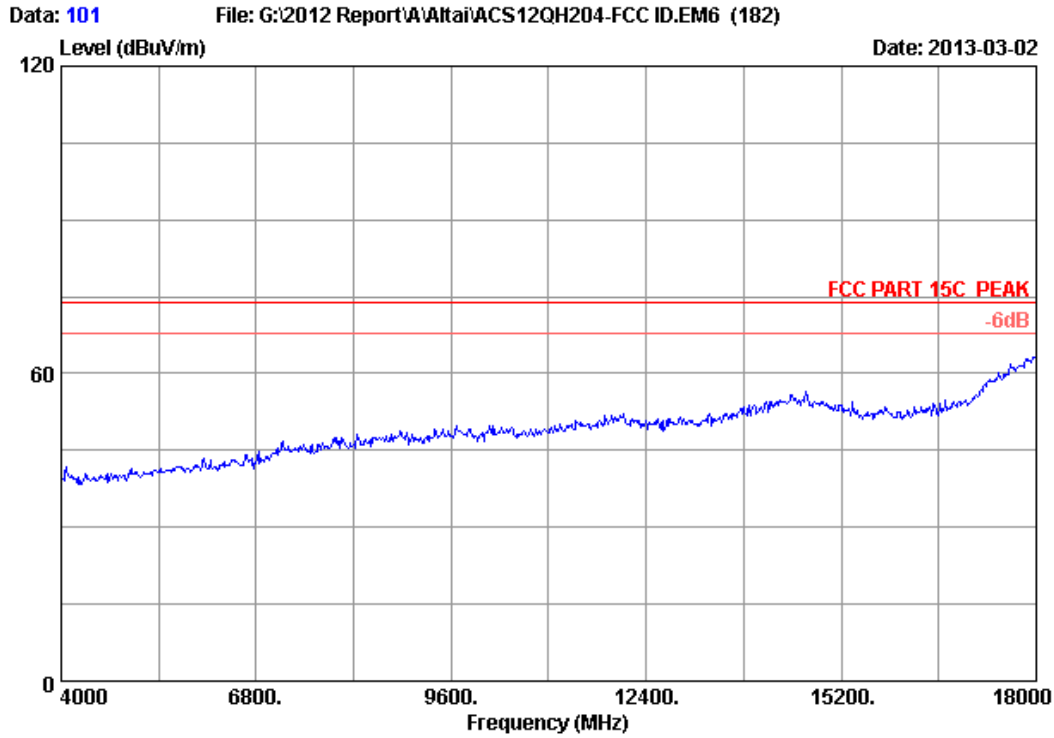


Site no. : 3m Chamber Data no. : 96
 Dis. / Ant. : 3m 2013 3115 (4580) Ant. pol. : HORIZONTAL
 Limit : FCC PART 15C PEAK
 Env. / Ins. : 23°C/54% Engineer : Leo-Li
 EUT : ASin Super WiFi Base Station
 Power supply : DC 56V From Adapter Input AC 120V/60Hz
 Test mode : IEEE802.11nHT40 CH 7 2452MHz Tx
 WA8011N-HE

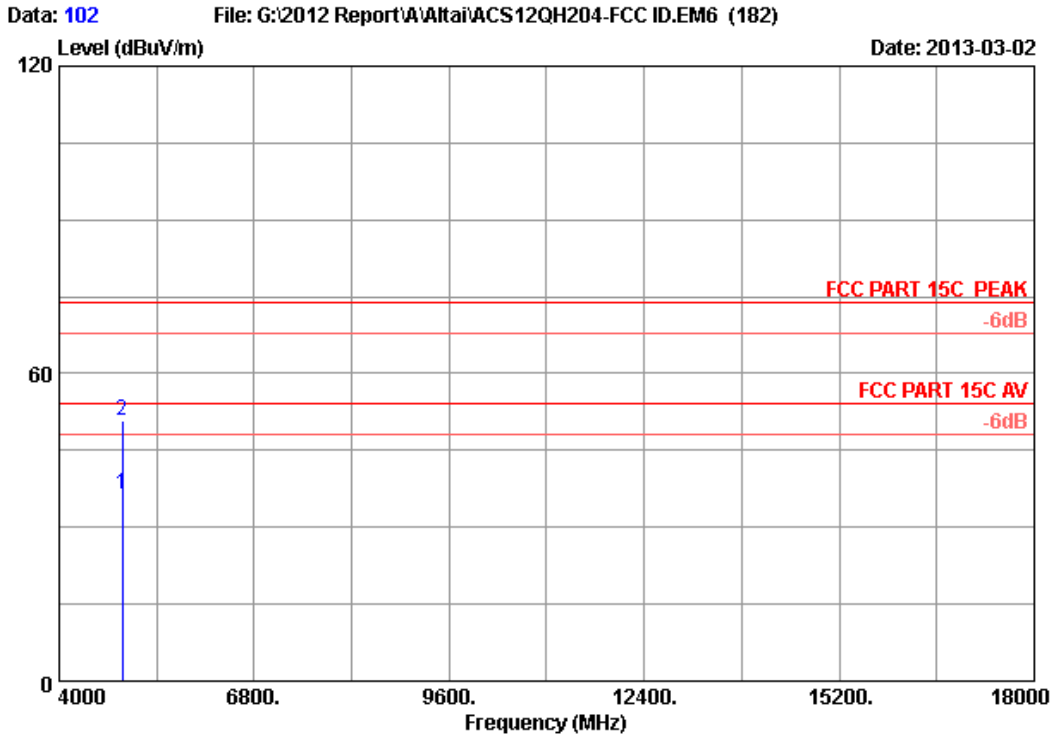
	Freq. (MHz)	Ant. Factor (dB/m)	Cable loss (dB)	Amp. Factor (dB)	Reading (dBUV)	Emission			Remark
						Level (dBUV/m)	Limits (dBUV/m)	Margin (dB)	
1	2452.000	28.29	5.87	35.70	91.79	90.25	74.00	-16.25	Peak

Remarks:

1. Emission Level= Antenna Factor + Cable Loss -Amp Factor + Reading.
2. The emission levels that are 20dB below the official limit are not reported.



Site no. : 3m Chamber Data no. : 101
Dis. / Ant. : 3m 2013 3115 (4580) Ant. pol. : VERTICAL
Limit : FCC PART 15C PEAK
Env. / Ins. : 23°C/54% Engineer : Leo-Li
EUT : A8in Super WiFi Base Station
Power supply : DC 56V From Adapter Input AC 120V/60Hz
Test mode : IEEE802.11nHT40 CH7 2452MHz Tx
WA8011N-HE

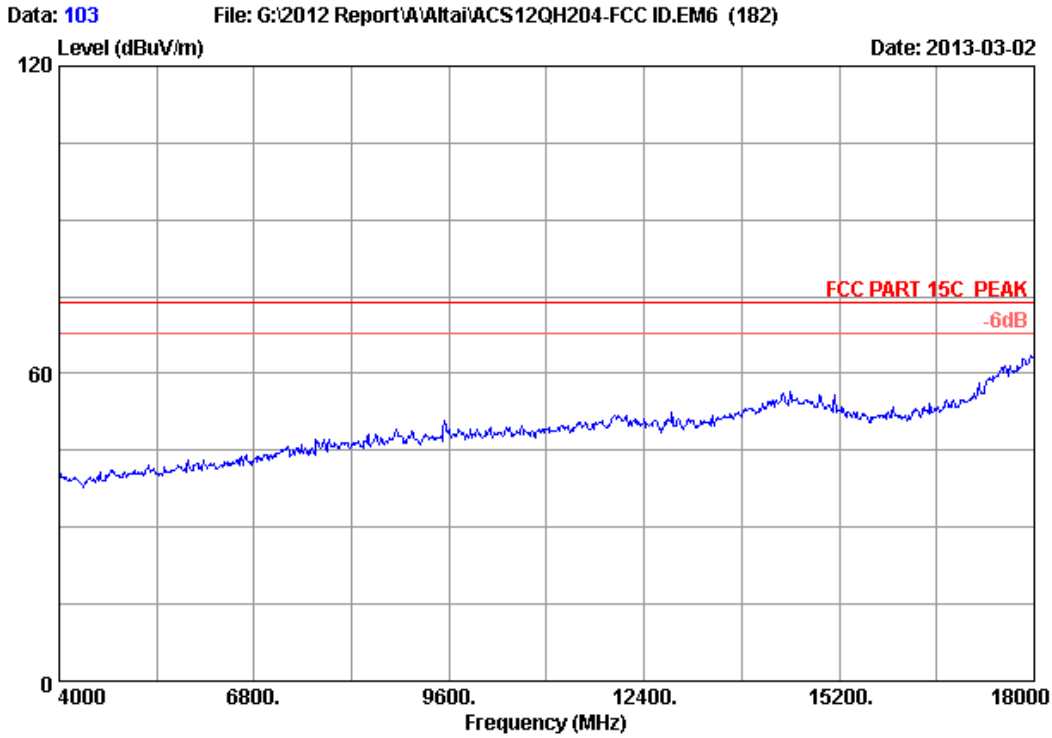


Site no. : 3m Chamber Data no. : 102
 Dis. / Ant. : 3m 2013 3115 (4580) Ant. pol. : VERTICAL
 Limit : FCC PART 15C PEAK
 Env. / Ins. : 23°C/54% Engineer : Leo-Li
 EUT : ASin Super WiFi Base Station
 Power supply : DC 56V From Adapter Input AC 120V/60Hz
 Test mode : IEEE802.11nHT40 CH7 2452MHz Tx
 WA8011N-HE

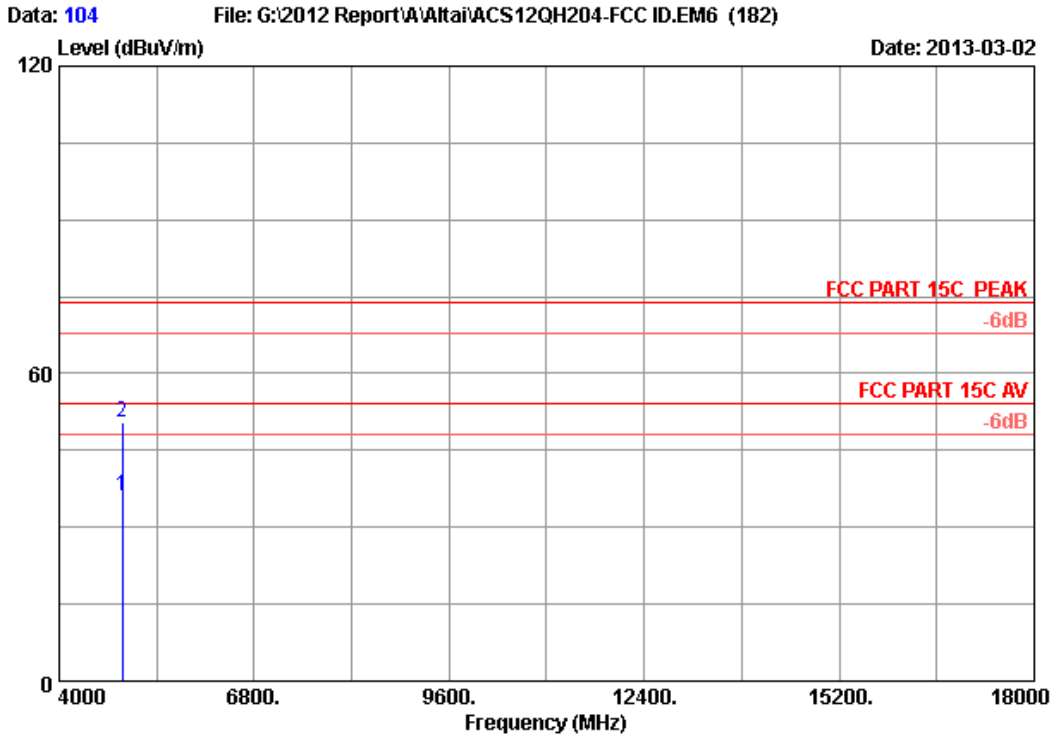
	Freq. (MHz)	Ant. Factor (dB/m)	Cable loss (dB)	Amp. Factor (dB)	Reading (dBUV)	Emission Level (dBUV/m)	Limits (dBUV/m)	Margin (dB)	Remark
1	4904.000	33.03	8.66	35.70	30.37	36.36	54.00	17.64	Average
2	4904.000	33.03	8.66	35.70	44.73	50.72	74.00	23.28	Peak

Remarks:

1. Emission Level= Antenna Factor + Cable Loss -Amp Factor + Reading.
2. The emission levels that are 20dB below the official limit are not reported.



Site no. : 3m Chamber Data no. : 103
Dis. / Ant. : 3m 2013 3115 (4580) Ant. pol. : HORIZONTAL
Limit : FCC PART 15C PEAK
Env. / Ins. : 23°C/54% Engineer : Leo-Li
EUT : A8in Super WiFi Base Station
Power supply : DC 56V From Adapter Input AC 120V/60Hz
Test mode : IEEE802.11nHT40 CH7 2452MHz Tx
WA8011N-HE



Site no. : 3m Chamber Data no. : 104
 Dis. / Ant. : 3m 2013 3115 (4580) Ant. pol. : HORIZONTAL
 Limit : FCC PART 15C PEAK
 Env. / Ins. : 23°C/54% Engineer : Leo-Li
 EUT : ASin Super WiFi Base Station
 Power supply : DC 56V From Adapter Input AC 120V/60Hz
 Test mode : IEEE802.11nHT40 CH7 2452MHz Tx
 WA8011N-HE

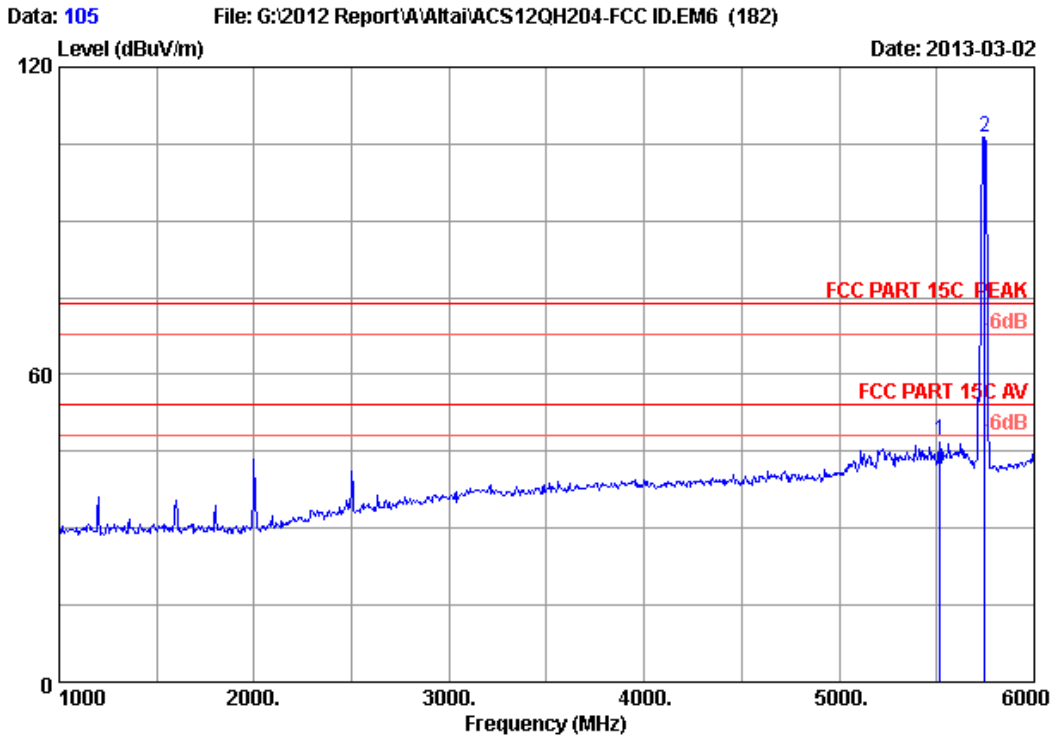
	Freq. (MHz)	Ant. Factor (dB/m)	Cable loss (dB)	Amp. Factor (dB)	Reading (dBUV)	Emission Level (dBUV/m)	Limits (dBUV/m)	Margin (dB)	Remark
1	4904.000	33.03	8.66	35.70	30.19	36.18	54.00	17.82	Average
2	4904.000	33.03	8.66	35.70	44.36	50.35	74.00	23.65	Peak

Remarks:

1. Emission Level= Antenna Factor + Cable Loss -Amp Factor + Reading.
2. The emission levels that are 20dB below the official limit are not reported.

5.8G:

Frequency: 1GHz~6GHz

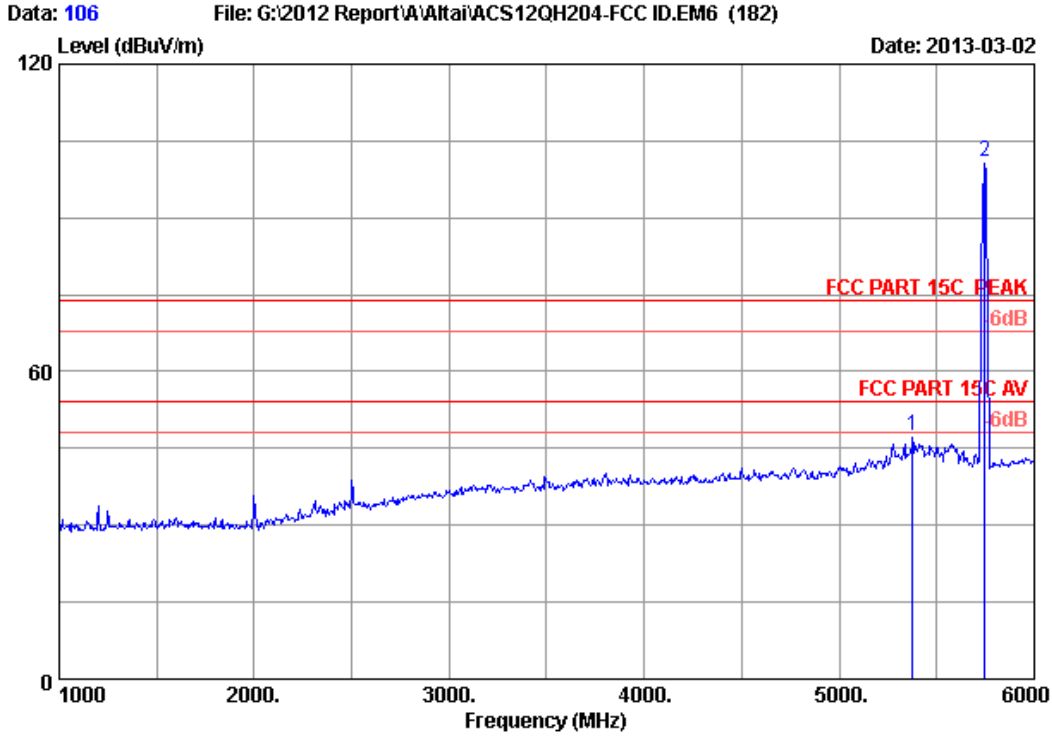


Site no. : 3m Chamber Data no. : 105
 Dis. / Ant. : 3m 2013 3115 (4580) Ant. pol. : VERTICAL
 Limit : FCC PART 15C PEAK
 Env. / Ins. : 23°C/54% Engineer : Leo-Li
 EUT : A8in Super WiFi Base Station
 Power supply : DC 56V From Adapter Input AC 120V/60Hz
 Test mode : IEEE802.11a CH 149 5745MHz Tx
 WA8011N-HE

	Freq. (MHz)	Ant. Factor (dB/m)	Cable loss (dB)	Amp. Factor (dB)	Reading (dBUV)	Emission Level (dBUV/m)	Limits (dBUV/m)	Margin (dB)	Remark
1	5515.000	34.01	9.30	35.70	39.38	46.99	74.00	27.01	Peak
2	5745.000	34.10	9.55	35.70	98.30	106.25	74.00	-32.25	Peak

Remarks:

1. Emission Level= Antenna Factor + Cable Loss -Amp Factor + Reading.
2. The emission levels that are 20dB below the official limit are not reported.

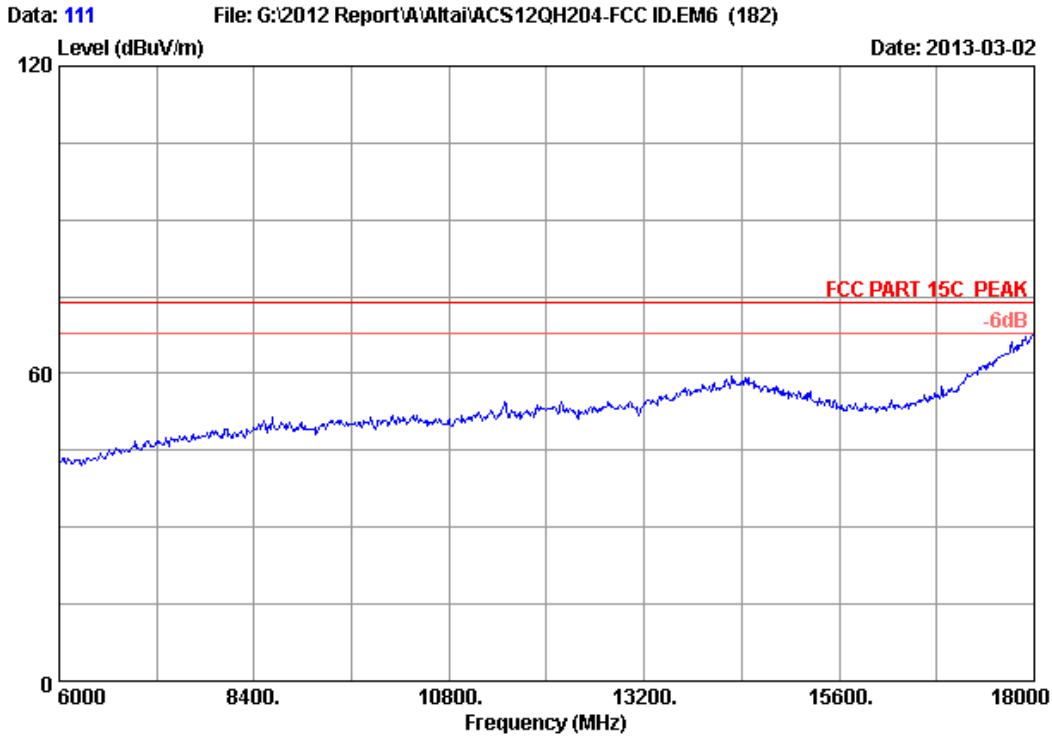


Site no. : 3m Chamber Data no. : 106
 Dis. / Ant. : 3m 2013 3115 (4580) Ant. pol. : HORIZONTAL
 Limit : FCC PART 15C PEAK
 Env. / Ins. : 23°C/54% Engineer : Leo-Li
 EUT : ASin Super WiFi Base Station
 Power supply : DC 56V From Adapter Input AC 120V/60Hz
 Test mode : IEEE802.11a CH 149 5745MHz Tx
 WA8011N-HE

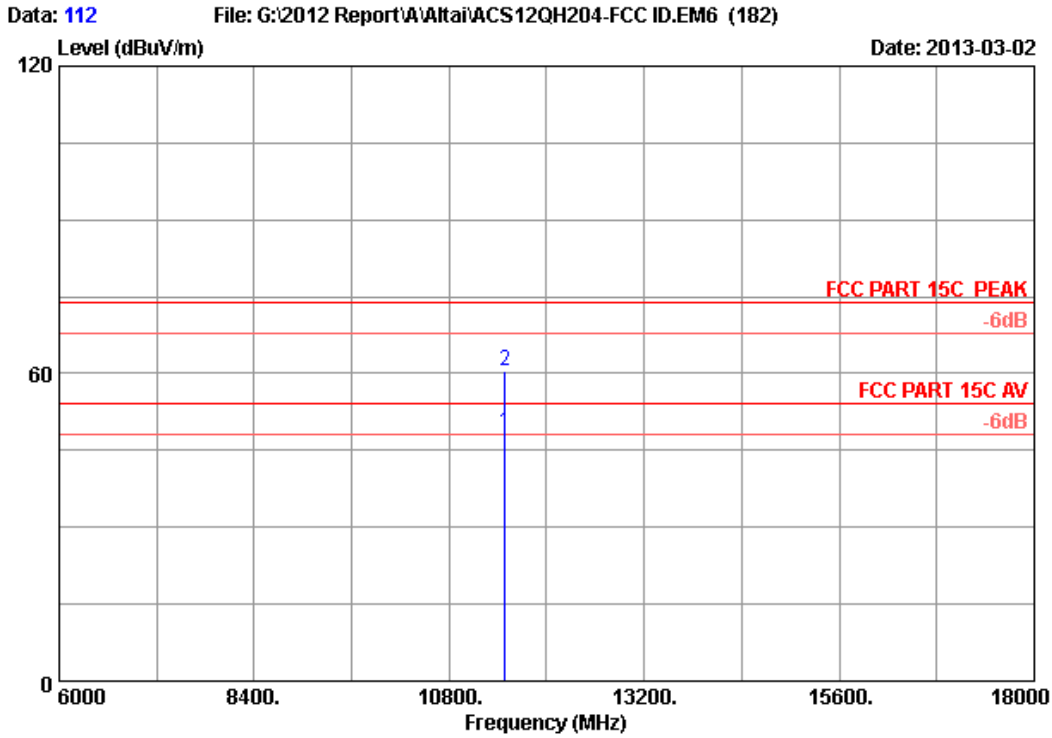
	Freq.	Ant.	Cable	Amp.	Emission				Remark
	(MHz)	Factor	loss	Factor	Reading	Level	Limits	Margin	
		(dB/m)	(dB)	(dB)	(dBUV)	(dBUV/m)	(dBUV/m)	(dB)	
1	5375.000	33.80	9.16	35.70	40.14	47.40	74.00	26.60	Peak
2	5745.000	34.10	9.55	35.70	93.07	101.02	74.00	-27.02	Peak

Remarks:

1. Emission Level= Antenna Factor + Cable Loss -Amp Factor + Reading.
2. The emission levels that are 20dB below the official limit are not reported.



Site no. : 3m Chamber Data no. : 111
Dis. / Ant. : 3m 2013 3115 (4580) Ant. pol. : VERTICAL
Limit : FCC PART 15C PEAK
Env. / Ins. : 23°C/54% Engineer : Leo-Li
EUT : A8in Super WiFi Base Station
Power supply : DC 56V From Adapter Input AC 120V/60Hz
Test mode : IEEE802.11a CH 149 5745MHz Tx
WA8011N-HE

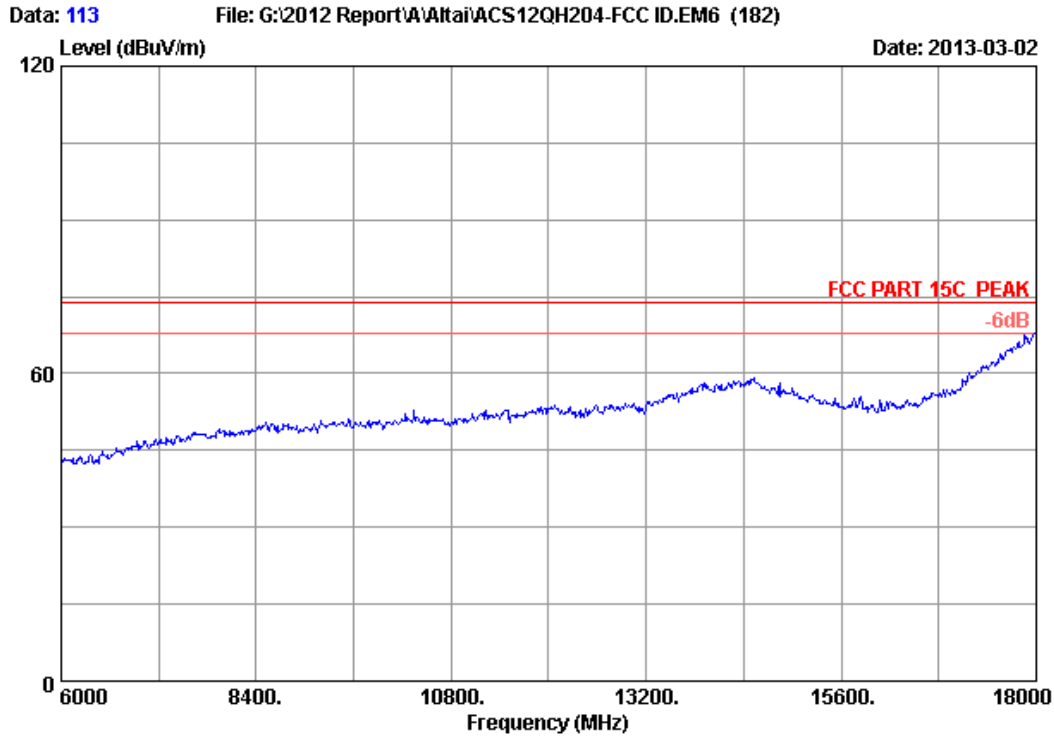


Site no. : 3m Chamber Data no. : 112
 Dis. / Ant. : 3m 2013 3115 (4580) Ant. pol. : VERTICAL
 Limit : FCC PART 15C PEAK
 Env. / Ins. : 23°C/54% Engineer : Leo-Li
 EUT : ASin Super WiFi Base Station
 Power supply : DC 56V From Adapter Input AC 120V/60Hz
 Test mode : IEEE802.11a CH 149 5745MHz Tx
 WA8011N-HE

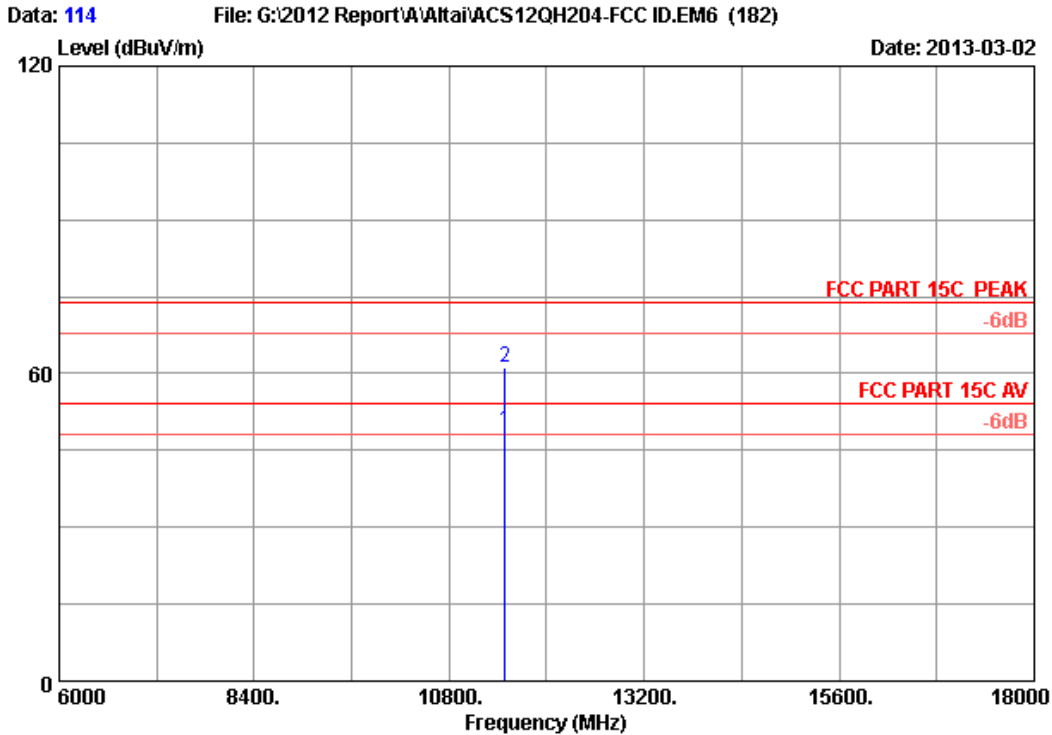
	Freq. (MHz)	Ant. Factor (dB/m)	Cable loss (dB)	Amp. Factor (dB)	Reading (dBUV)	Emission Level (dBUV/m)	Limits (dBUV/m)	Margin (dB)	Remark
1	11490.000	38.69	13.28	35.28	31.69	48.38	54.00	5.62	Average
2	11490.000	38.69	13.28	35.28	43.88	60.57	74.00	13.43	Peak

Remarks:

1. Emission Level= Antenna Factor + Cable Loss -Amp Factor + Reading.
2. The emission levels that are 20dB below the official limit are not reported.



Site no. : 3m Chamber Data no. : 113
Dis. / Ant. : 3m 2013 3115 (4580) Ant. pol. : HORIZONTAL
Limit : FCC PART 15C PEAK
Env. / Ins. : 23°C/54% Engineer : Leo-Li
EUT : A8in Super WiFi Base Station
Power supply : DC 56V From Adapter Input AC 120V/60Hz
Test mode : IEEE802.11a CH 149 5745MHz Tx
WA8011N-HE

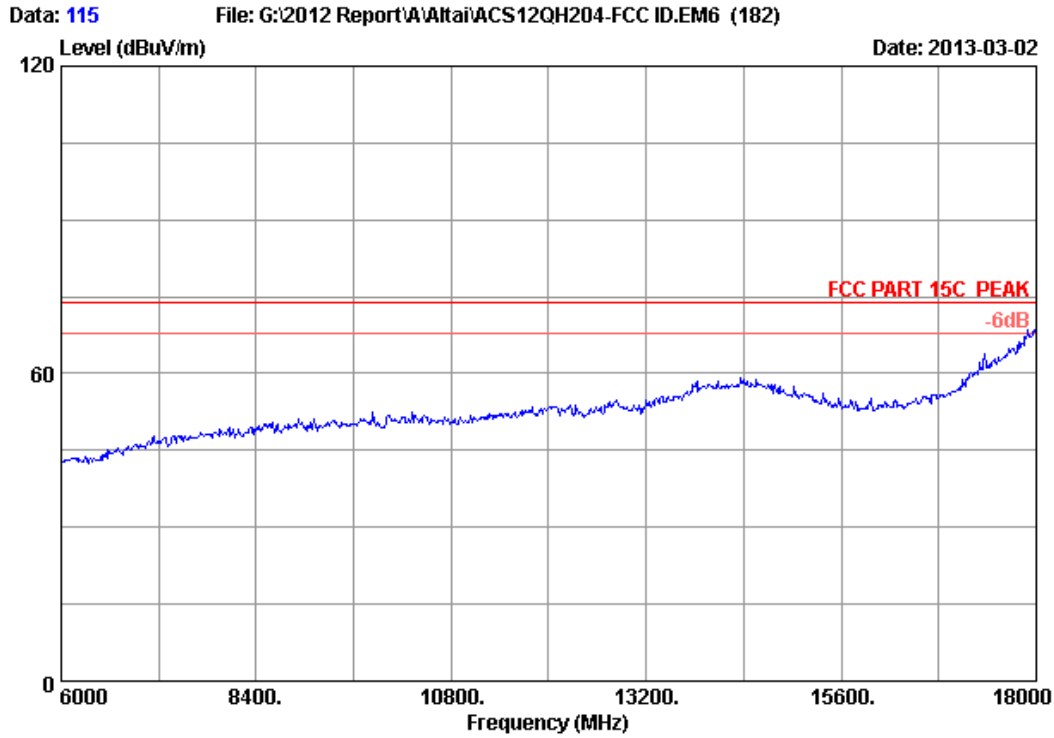


Site no. : 3m Chamber Data no. : 114
 Dis. / Ant. : 3m 2013 3115 (4580) Ant. pol. : HORIZONTAL
 Limit : FCC PART 15C PEAK
 Env. / Ins. : 23°C/54% Engineer : Leo-Li
 EUT : ASin Super WiFi Base Station
 Power supply : DC 56V From Adapter Input AC 120V/60Hz
 Test mode : IEEE802.11a CH 149 5745MHz Tx
 WA8011N-HE

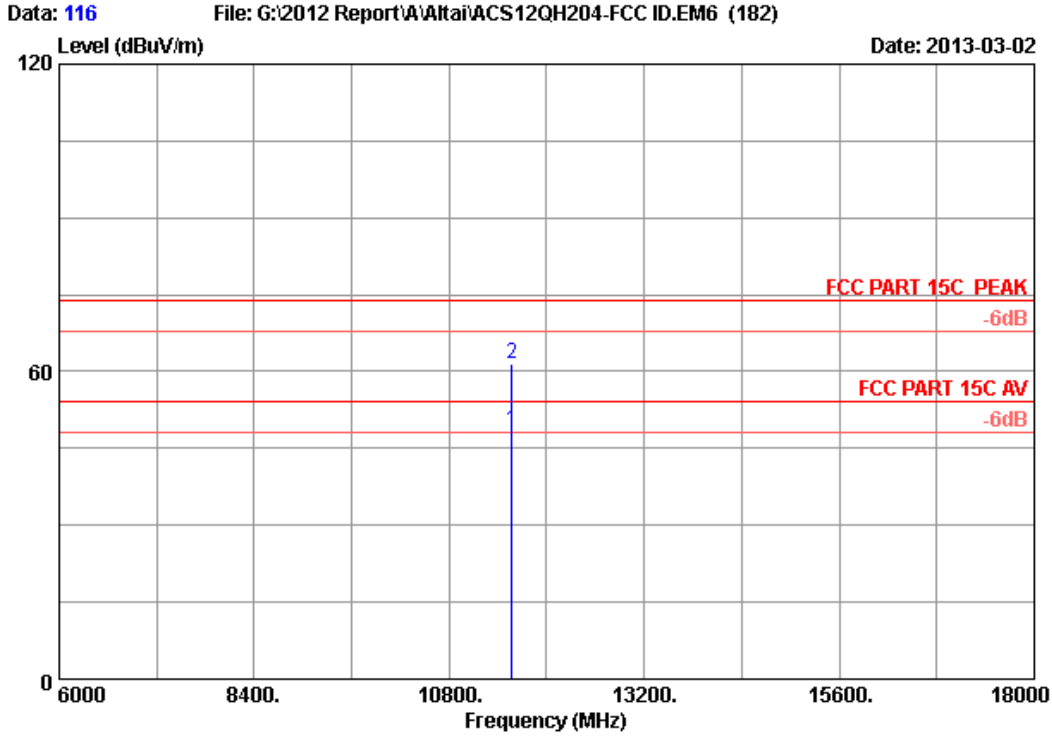
	Freq.	Ant.	Cable	Amp.	Emission				Remark
	(MHz)	Factor	loss	Factor	Reading	Level	Limits	Margin	
		(dB/m)	(dB)	(dB)	(dBUV)	(dBUV/m)	(dBUV/m)	(dB)	
1	11490.000	38.69	13.28	35.28	32.12	48.81	54.00	5.19	Average
2	11490.000	38.69	13.28	35.28	44.37	61.06	74.00	12.94	Peak

Remarks:

1. Emission Level= Antenna Factor + Cable Loss -Amp Factor + Reading.
2. The emission levels that are 20dB below the official limit are not reported.



Site no. : 3m Chamber Data no. : 115
Dis. / Ant. : 3m 2013 3115 (4580) Ant. pol. : HORIZONTAL
Limit : FCC PART 15C PEAK
Env. / Ins. : 23°C/54% Engineer : Leo-Li
EUT : A8in Super WiFi Base Station
Power supply : DC 56V From Adapter Input AC 120V/60Hz
Test mode : IEEE802.11a CH 157 5785MHz Tx
WA8011N-HE

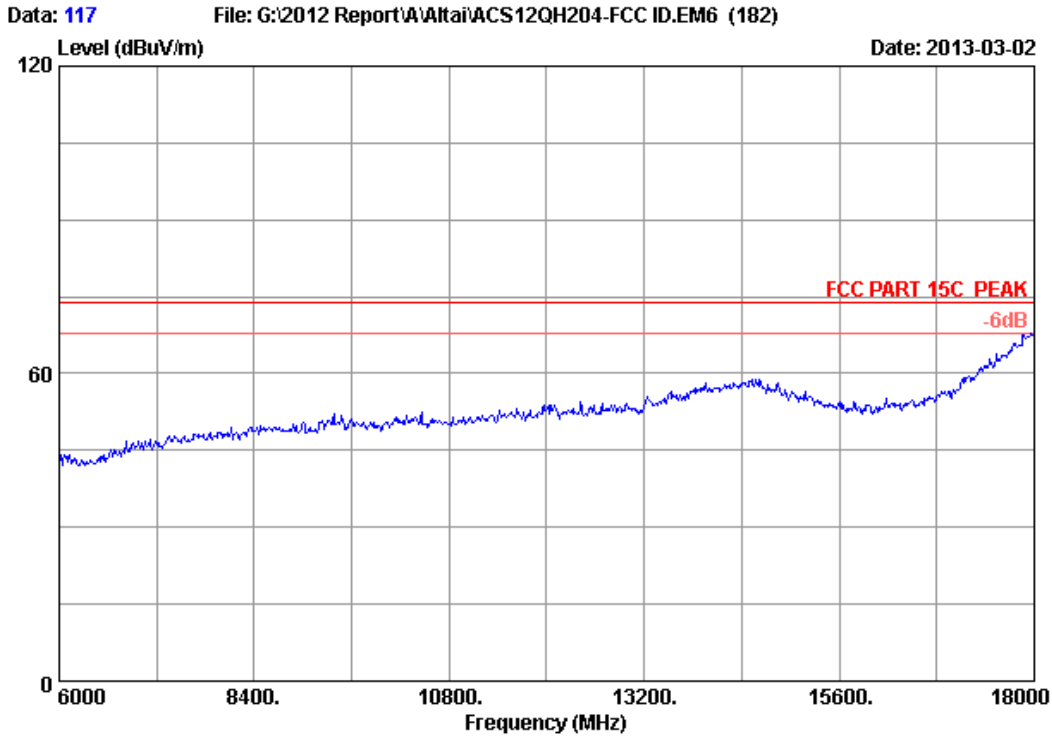


Site no. : 3m Chamber Data no. : 116
 Dis. / Ant. : 3m 2013 3115 (4580) Ant. pol. : HORIZONTAL
 Limit : FCC PART 15C PEAK
 Env. / Ins. : 23°C/54% Engineer : Leo-Li
 EUT : ASin Super WiFi Base Station
 Power supply : DC 56V From Adapter Input AC 120V/60Hz
 Test mode : IEEE802.11a CH 157 5785MHz Tx
 WA8011N-HE

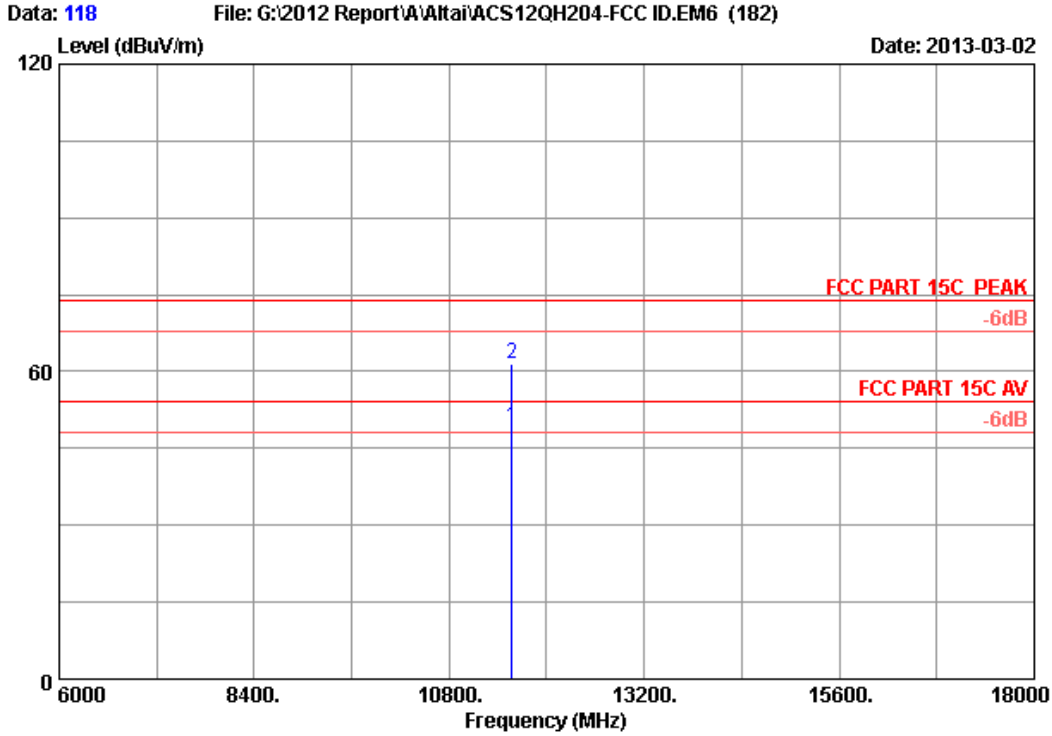
	Freq. (MHz)	Ant. Factor (dB/m)	Cable loss (dB)	Amp. Factor (dB)	Reading (dBUV)	Emission Level (dBUV/m)	Limits (dBUV/m)	Margin (dB)	Remark
1	11570.000	38.80	13.32	35.26	31.58	48.44	54.00	5.56	Average
2	11570.000	38.80	13.32	35.26	44.67	61.53	74.00	12.47	Peak

Remarks:

1. Emission Level= Antenna Factor + Cable Loss -Amp Factor + Reading.
2. The emission levels that are 20dB below the official limit are not reported.



Site no. : 3m Chamber Data no. : 117
Dis. / Ant. : 3m 2013 3115 (4580) Ant. pol. : VERTICAL
Limit : FCC PART 15C PEAK
Env. / Ins. : 23°C/54% Engineer : Leo-Li
EUT : A8in Super WiFi Base Station
Power supply : DC 56V From Adapter Input AC 120V/60Hz
Test mode : IEEE802.11a CH 157 5785MHz Tx
WA8011N-HE

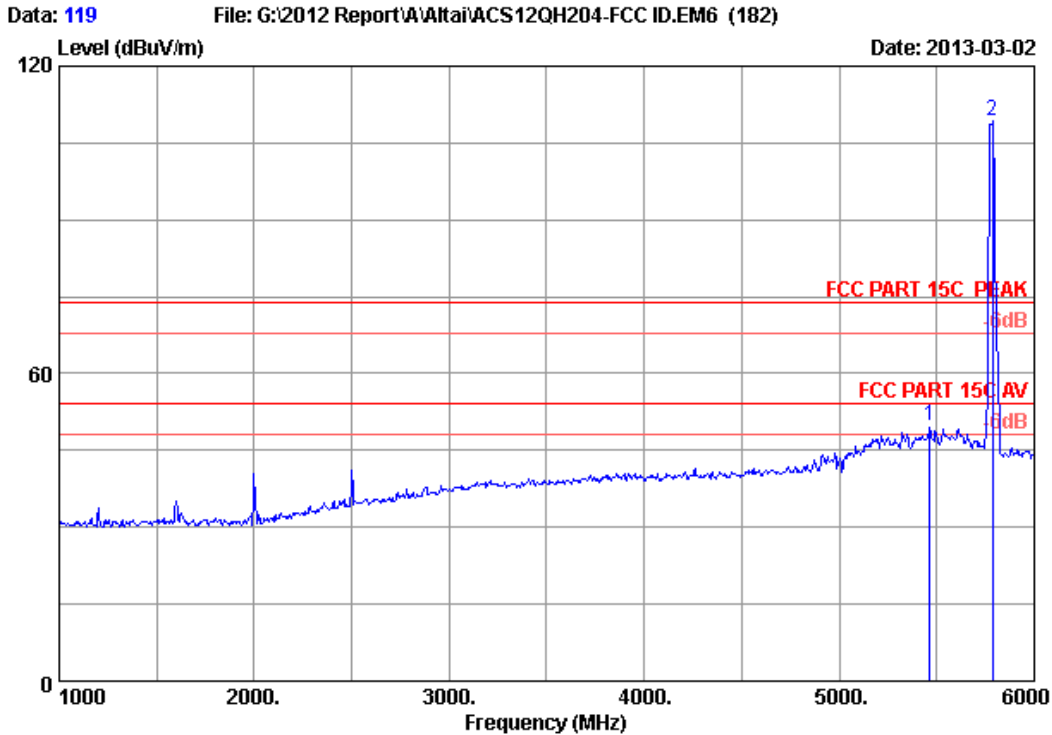


Site no. : 3m Chamber Data no. : 118
 Dis. / Ant. : 3m 2013 3115 (4580) Ant. pol. : VERTICAL
 Limit : FCC PART 15C PEAK
 Env. / Ins. : 23°C/54% Engineer : Leo-Li
 EUT : ASin Super WiFi Base Station
 Power supply : DC 56V From Adapter Input AC 120V/60Hz
 Test mode : IEEE802.11a CH 157 5785MHz Tx
 WA8011N-HE

	Freq. (MHz)	Ant. Factor (dB/m)	Cable loss (dB)	Amp. Factor (dB)	Reading (dBUV)	Emission Level (dBUV/m)	Limits (dBUV/m)	Margin (dB)	Remark
1	11570.000	38.80	13.32	35.26	32.38	49.24	54.00	4.76	Average
2	11570.000	38.80	13.32	35.26	44.62	61.48	74.00	12.52	Peak

Remarks:

1. Emission Level= Antenna Factor + Cable Loss -Amp Factor + Reading.
2. The emission levels that are 20dB below the official limit are not reported.

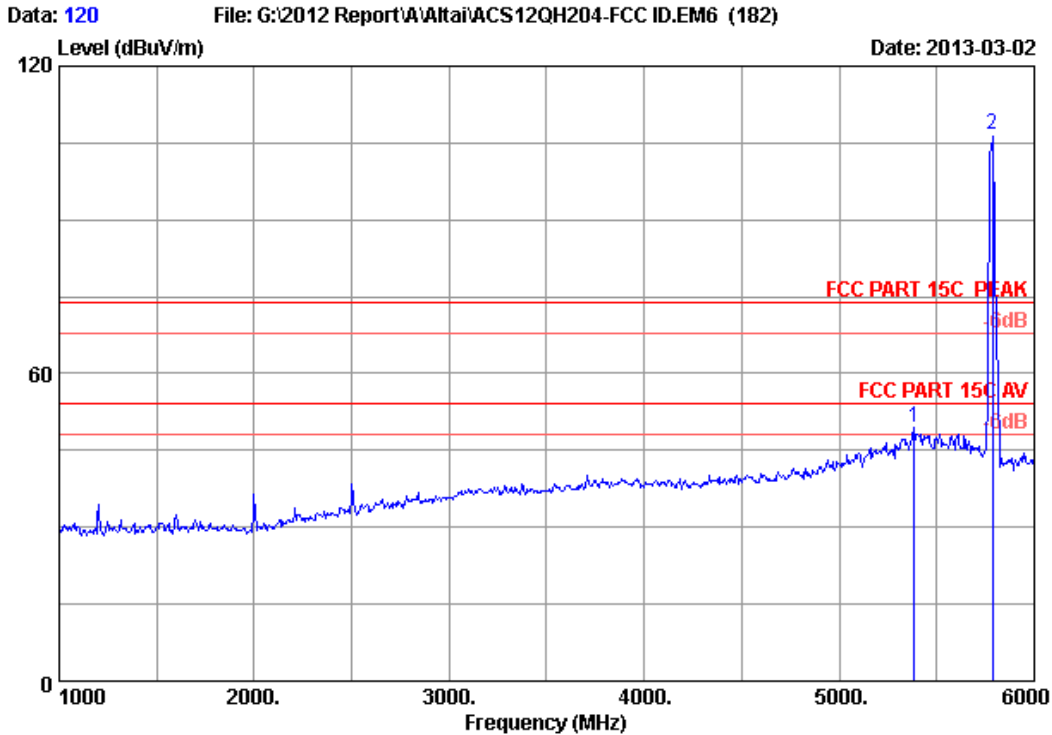


Site no. : 3m Chamber Data no. : 119
 Dis. / Ant. : 3m 2013 3115 (4580) Ant. pol. : VERTICAL
 Limit : FCC PART 15C PEAK
 Env. / Ins. : 23°C/54% Engineer : Leo-Li
 EUT : ASin Super WiFi Base Station
 Power supply : DC 56V From Adapter Input AC 120V/60Hz
 Test mode : IEEE802.11a CH 157 5785MHz Tx
 WA8011N-HE

	Freq.	Ant.	Cable	Amp.	Emission				Remark
	(MHz)	Factor	loss	Factor	Reading	Level	Limits	Margin	
		(dB/m)	(dB)	(dB)	(dBUV)	(dBUV/m)	(dBUV/m)	(dB)	
1	5465.000	33.94	9.25	35.70	42.22	49.71	74.00	24.29	Peak
2	5785.000	34.11	9.59	35.70	101.19	109.19	74.00	-35.19	Peak

Remarks:

1. Emission Level= Antenna Factor + Cable Loss -Amp Factor + Reading.
2. The emission levels that are 20dB below the official limit are not reported.

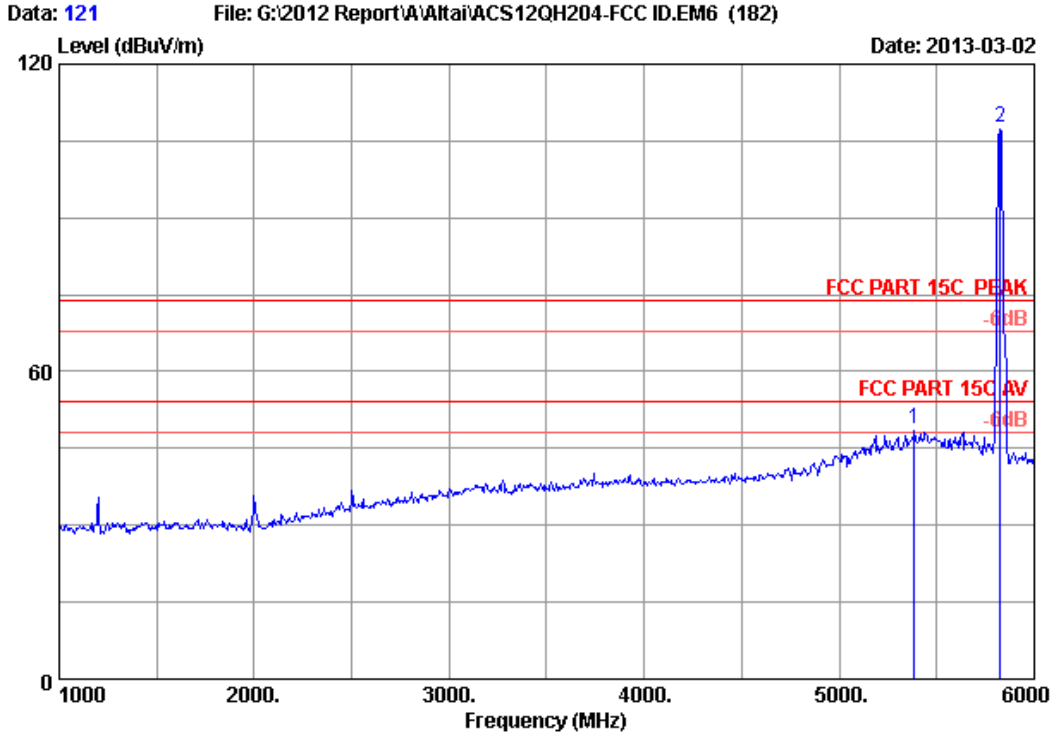


Site no. : 3m Chamber Data no. : 120
 Dis. / Ant. : 3m 2013 3115 (4580) Ant. pol. : HORIZONTAL
 Limit : FCC PART 15C PEAK
 Env. / Ins. : 23°C/54% Engineer : Leo-Li
 EUT : ASin Super WiFi Base Station
 Power supply : DC 56V From Adapter Input AC 120V/60Hz
 Test mode : IEEE802.11a CH 157 5785MHz Tx
 WA8011N-HE

	Freq.	Ant.	Cable	Amp.	Emission				Remark
	(MHz)	Factor	loss	Factor	Reading	Level	Limits	Margin	
		(dB/m)	(dB)	(dB)	(dBUV)	(dBUV/m)	(dBUV/m)	(dB)	
1	5385.000	33.82	9.17	35.70	42.25	49.54	74.00	24.46	Peak
2	5785.000	34.11	9.59	35.70	98.52	106.52	74.00	-32.52	Peak

Remarks:

1. Emission Level= Antenna Factor + Cable Loss -Amp Factor + Reading.
2. The emission levels that are 20dB below the official limit are not reported.

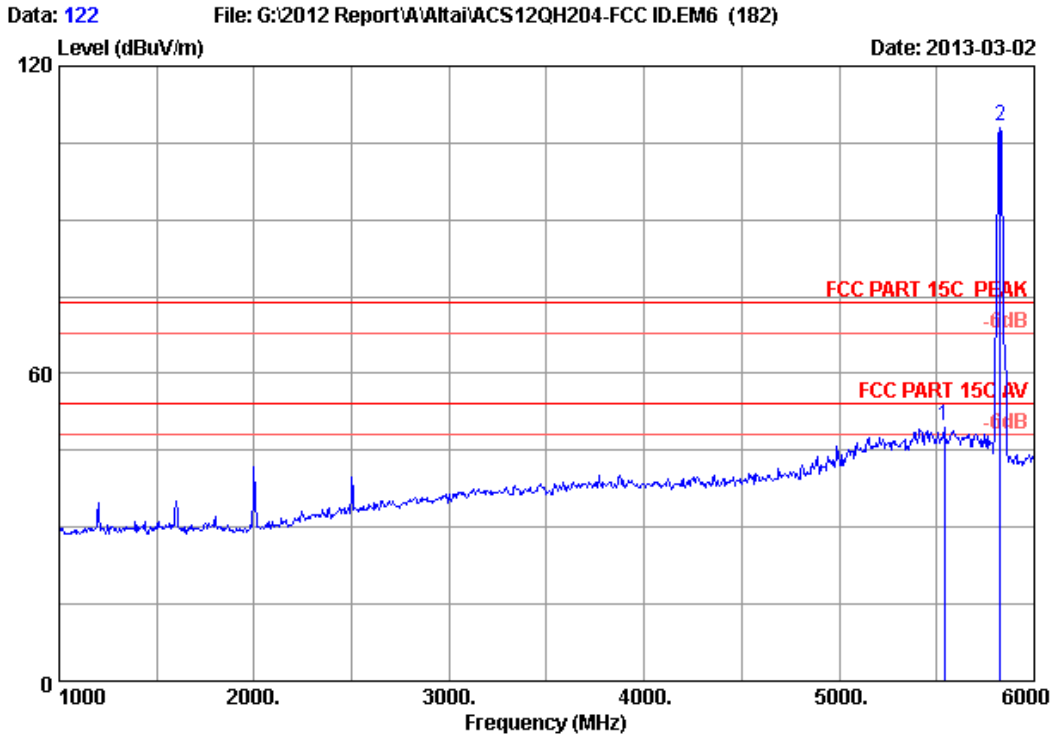


Site no. : 3m Chamber Data no. : 121
 Dis. / Ant. : 3m 2013 3115 (4580) Ant. pol. : HORIZONTAL
 Limit : FCC PART 15C PEAK
 Env. / Ins. : 23°C/54% Engineer : Leo-Li
 EUT : ASin Super WiFi Base Station
 Power supply : DC 56V From Adapter Input AC 120V/60Hz
 Test mode : IEEE802.11a CH 165 5825MHz Tx
 WA8011N-HE

	Freq.	Ant.	Cable	Amp.	Emission				Remark
	(MHz)	Factor	loss	Factor	Reading	Level	Limits	Margin	
		(dB/m)	(dB)	(dB)	(dBUV)	(dBUV/m)	(dBUV/m)	(dB)	
1	5385.000	33.82	9.17	35.70	41.42	48.71	74.00	25.29	Peak
2	5825.000	34.13	9.63	35.70	99.68	107.74	74.00	-33.74	Peak

Remarks:

1. Emission Level= Antenna Factor + Cable Loss -Amp Factor + Reading.
2. The emission levels that are 20dB below the official limit are not reported.

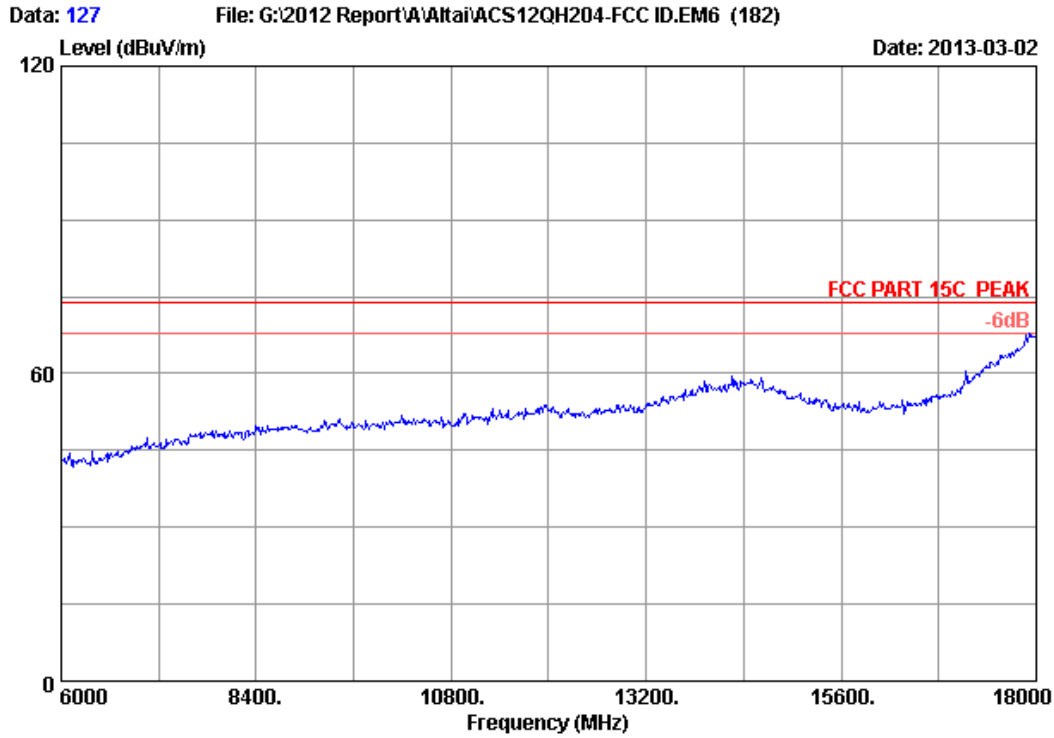


Site no. : 3m Chamber Data no. : 122
 Dis. / Ant. : 3m 2013 3115 (4580) Ant. pol. : VERTICAL
 Limit : FCC PART 15C PEAK
 Env. / Ins. : 23°C/54% Engineer : Leo-Li
 EUT : ASin Super WiFi Base Station
 Power supply : DC 56V From Adapter Input AC 120V/60Hz
 Test mode : IEEE802.11a CH 165 5825MHz Tx
 WA8011N-HE

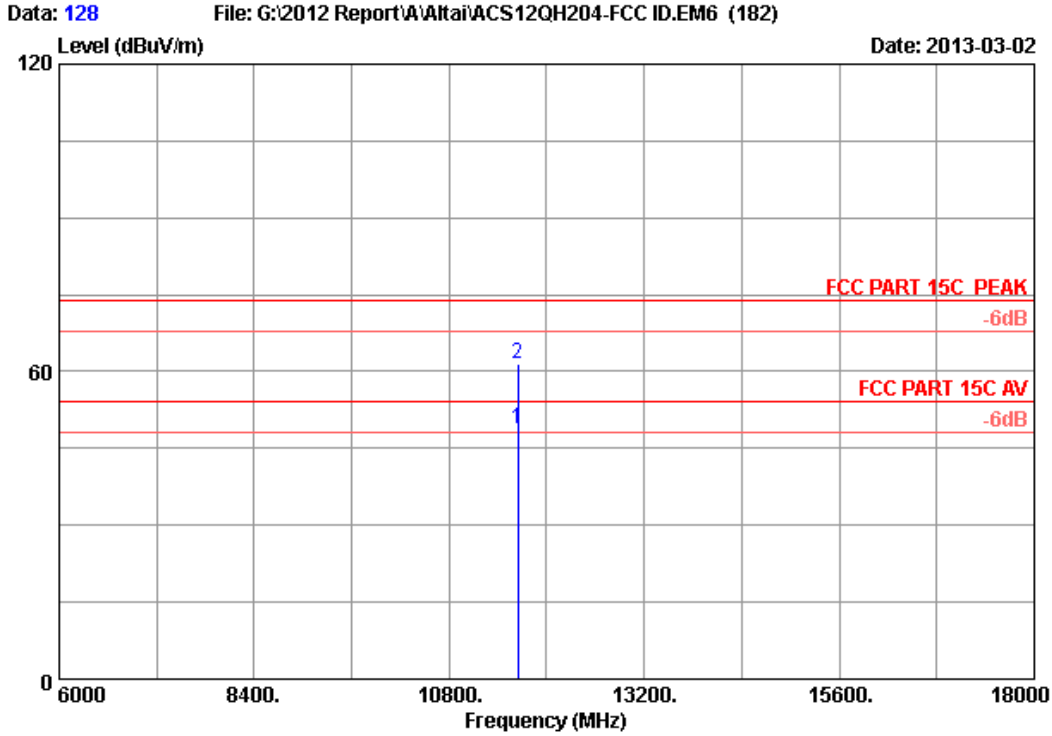
	Freq. (MHz)	Ant. Factor (dB/m)	Cable loss (dB)	Amp. Factor (dB)	Reading (dBUV)	Emission Level (dBUV/m)	Limits (dBUV/m)	Margin (dB)	Remark
1	5540.000	34.02	9.33	35.70	42.00	49.65	74.00	24.35	Peak
2	5825.000	34.13	9.63	35.70	100.31	108.37	74.00	-34.37	Peak

Remarks:

1. Emission Level= Antenna Factor + Cable Loss -Amp Factor + Reading.
2. The emission levels that are 20dB below the official limit are not reported.



Site no. : 3m Chamber Data no. : 127
Dis. / Ant. : 3m 2013 3115 (4580) Ant. pol. : HORIZONTAL
Limit : FCC PART 15C PEAK
Env. / Ins. : 23°C/54% Engineer : Leo-Li
EUT : A8in Super WiFi Base Station
Power supply : DC 56V From Adapter Input AC 120V/60Hz
Test mode : IEEE802.11a CH 165 5825MHz Tx
WA8011N-HE

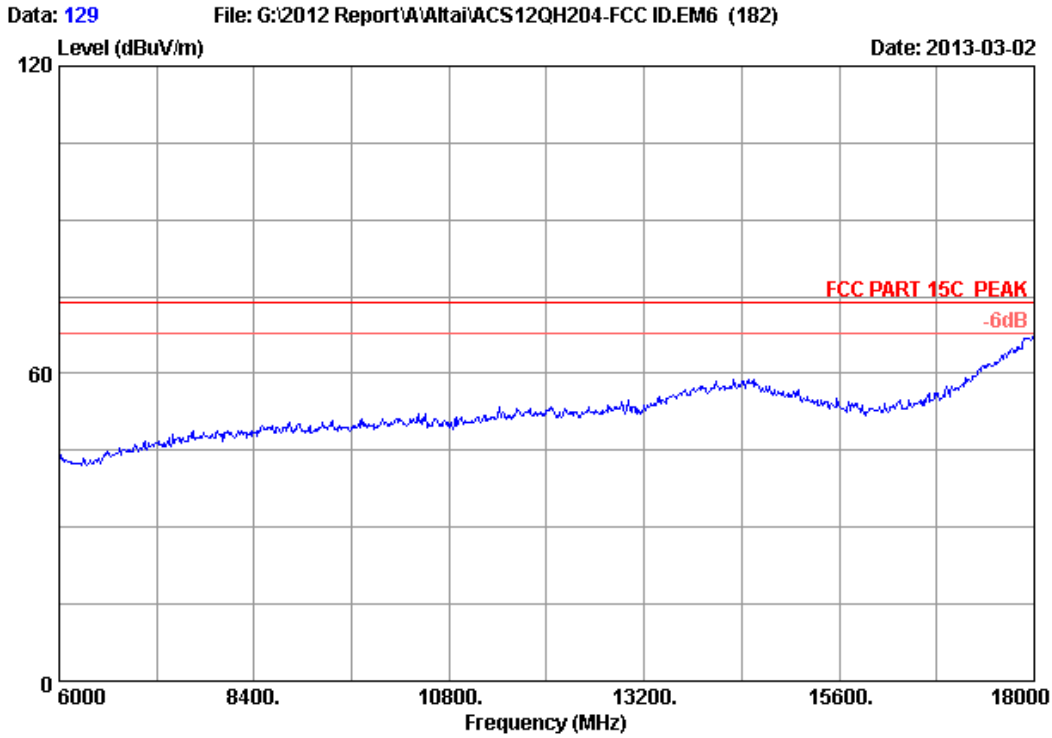


Site no. : 3m Chamber Data no. : 128
 Dis. / Ant. : 3m 2013 3115 (4580) Ant. pol. : HORIZONTAL
 Limit : FCC PART 15C PEAK
 Env. / Ins. : 23°C/54% Engineer : Leo-Li
 EUT : ASin Super WiFi Base Station
 Power supply : DC 56V From Adapter Input AC 120V/60Hz
 Test mode : IEEE802.11a CH 165 5825MHz Tx
 WA8011N-HE

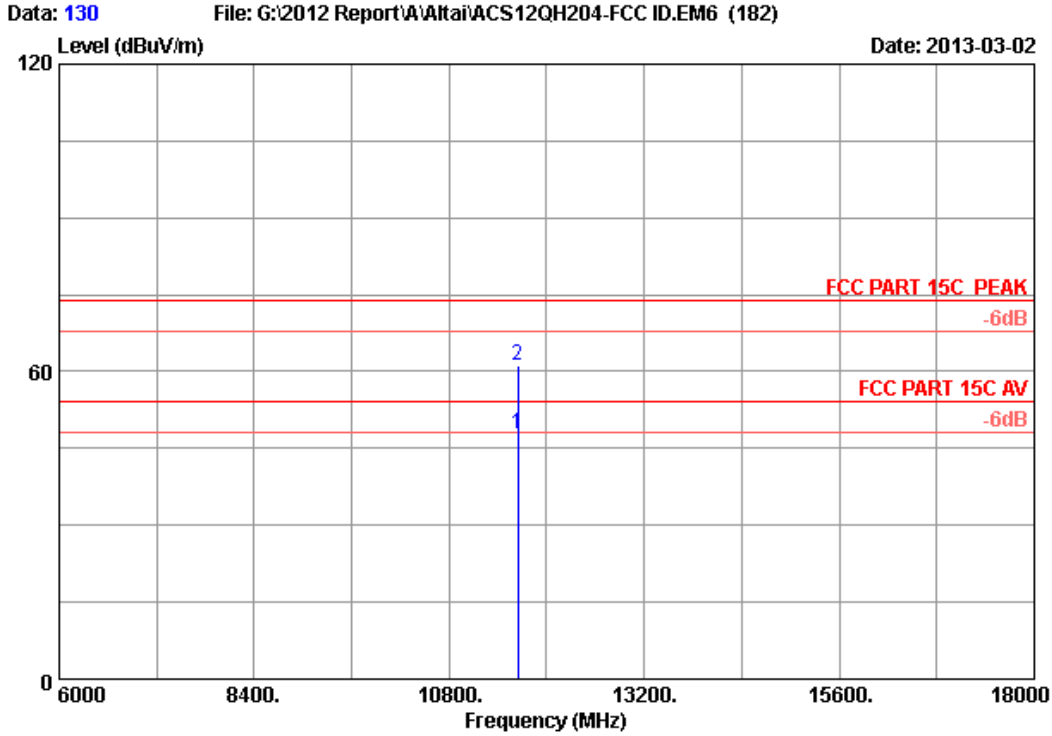
	Freq. (MHz)	Ant. Factor (dB/m)	Cable loss (dB)	Amp. Factor (dB)	Reading (dBUV)	Emission Level (dBUV/m)	Limits (dBUV/m)	Margin (dB)	Remark
1	11650.000	38.91	13.37	35.25	31.67	48.70	54.00	5.30	Average
2	11650.000	38.91	13.37	35.25	44.41	61.44	74.00	12.56	Peak

Remarks:

1. Emission Level= Antenna Factor + Cable Loss -Amp Factor + Reading.
2. The emission levels that are 20dB below the official limit are not reported.



Site no. : 3m Chamber Data no. : 129
Dis. / Ant. : 3m 2013 3115 (4580) Ant. pol. : VERTICAL
Limit : FCC PART 15C PEAK
Env. / Ins. : 23°C/54% Engineer : Leo-Li
EUT : A8in Super WiFi Base Station
Power supply : DC 56V From Adapter Input AC 120V/60Hz
Test mode : IEEE802.11a CH 165 5825MHz Tx
WA8011N-HE

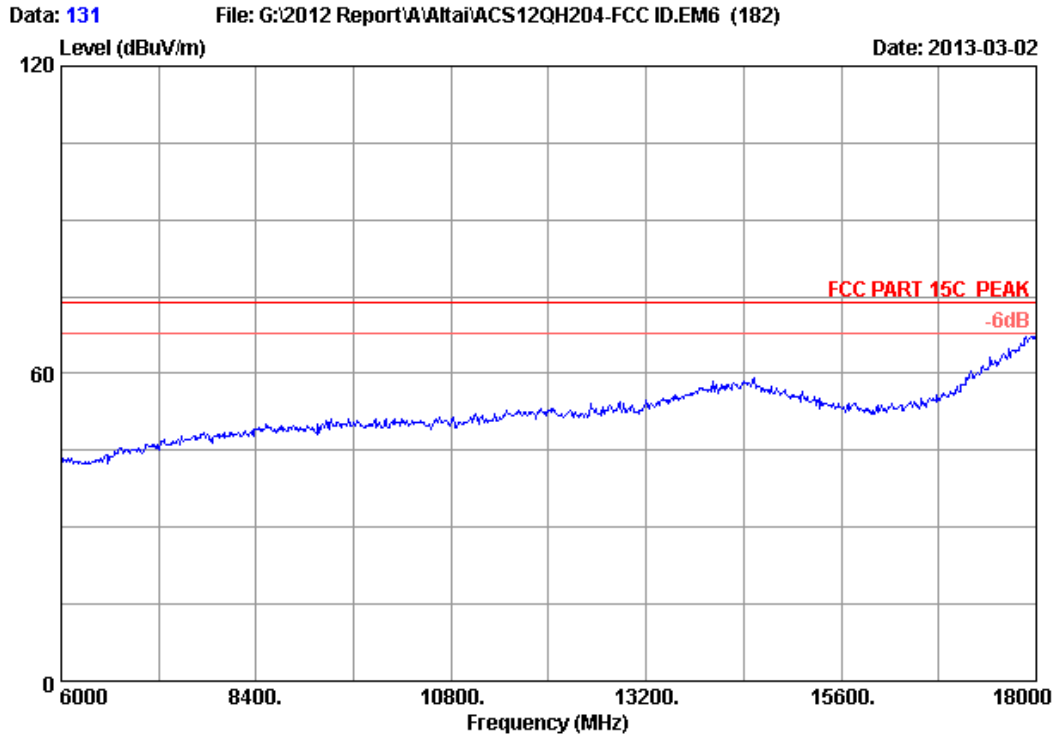


Site no. : 3m Chamber Data no. : 130
 Dis. / Ant. : 3m 2013 3115 (4580) Ant. pol. : VERTICAL
 Limit : FCC PART 15C PEAK
 Env. / Ins. : 23°C/54% Engineer : Leo-Li
 EUT : ASin Super WiFi Base Station
 Power supply : DC 56V From Adapter Input AC 120V/60Hz
 Test mode : IEEE802.11a CH 165 5825MHz Tx
 WA8011N-HE

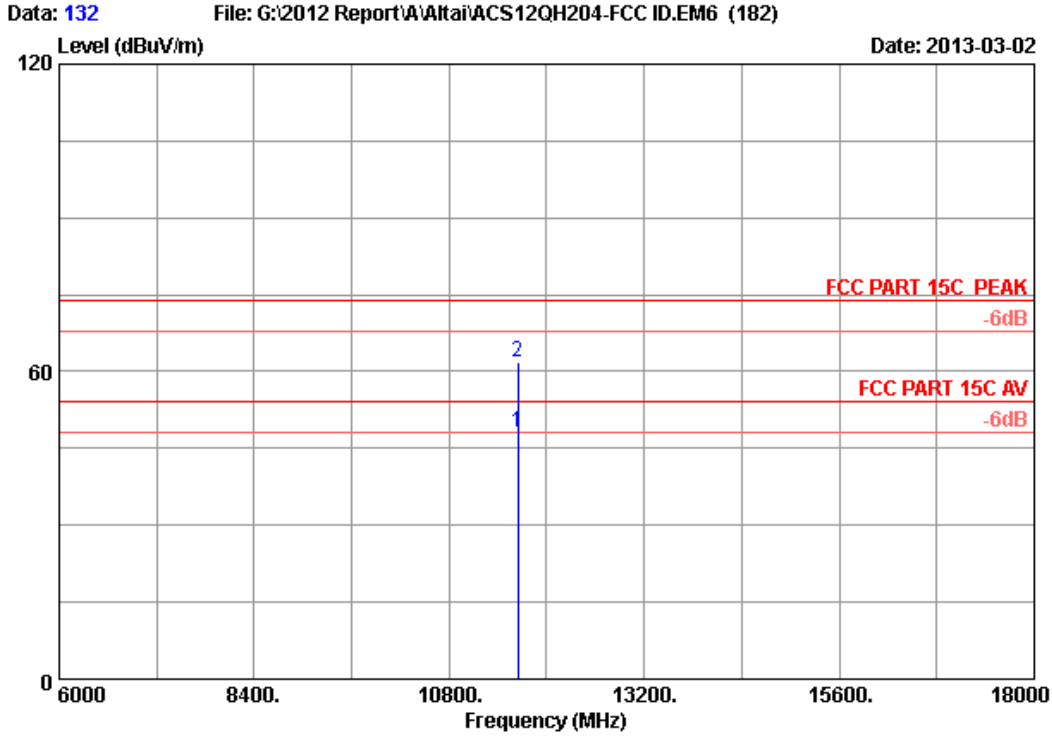
	Freq. (MHz)	Ant. Factor (dB/m)	Cable loss (dB)	Amp. Factor (dB)	Reading (dBUV)	Emission Level (dBUV/m)	Limits (dBUV/m)	Margin (dB)	Remark
1	11650.000	38.91	13.37	35.25	30.89	47.92	54.00	6.08	Average
2	11650.000	38.91	13.37	35.25	44.13	61.16	74.00	12.84	Peak

Remarks:

1. Emission Level= Antenna Factor + Cable Loss -Amp Factor + Reading.
2. The emission levels that are 20dB below the official limit are not reported.



Site no. : 3m Chamber Data no. : 131
Dis. / Ant. : 3m 2013 3115 (4580) Ant. pol. : VERTICAL
Limit : FCC PART 15C PEAK
Env. / Ins. : 23°C/54% Engineer : Leo-Li
EUT : A8in Super WiFi Base Station
Power supply : DC 56V From Adapter Input AC 120V/60Hz
Test mode : IEEE802.11nHT20 CH 165 5825MHz Tx
WA8011N-HE

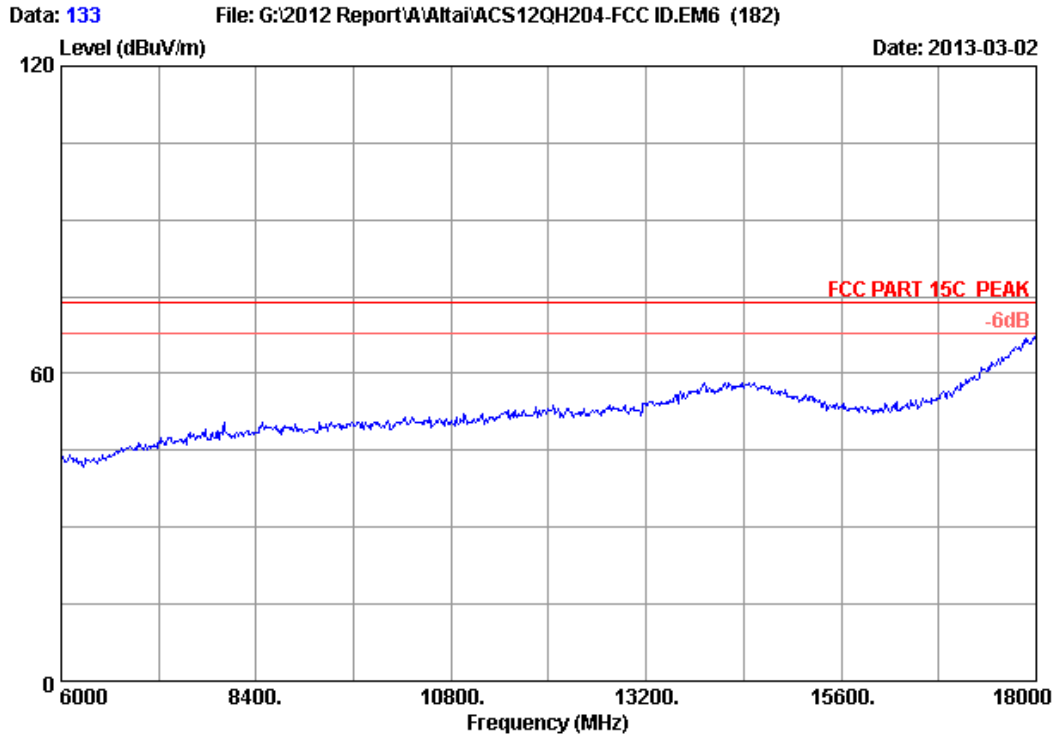


Site no. : 3m Chamber Data no. : 132
 Dis. / Ant. : 3m 2013 3115 (4580) Ant. pol. : VERTICAL
 Limit : FCC PART 15C PEAK
 Env. / Ins. : 23°C/54% Engineer : Leo-Li
 EUT : ASin Super WiFi Base Station
 Power supply : DC 56V From Adapter Input AC 120V/60Hz
 Test mode : IEEE802.11nHT20 CH 165 5825MHz Tx
 WA8011N-HE

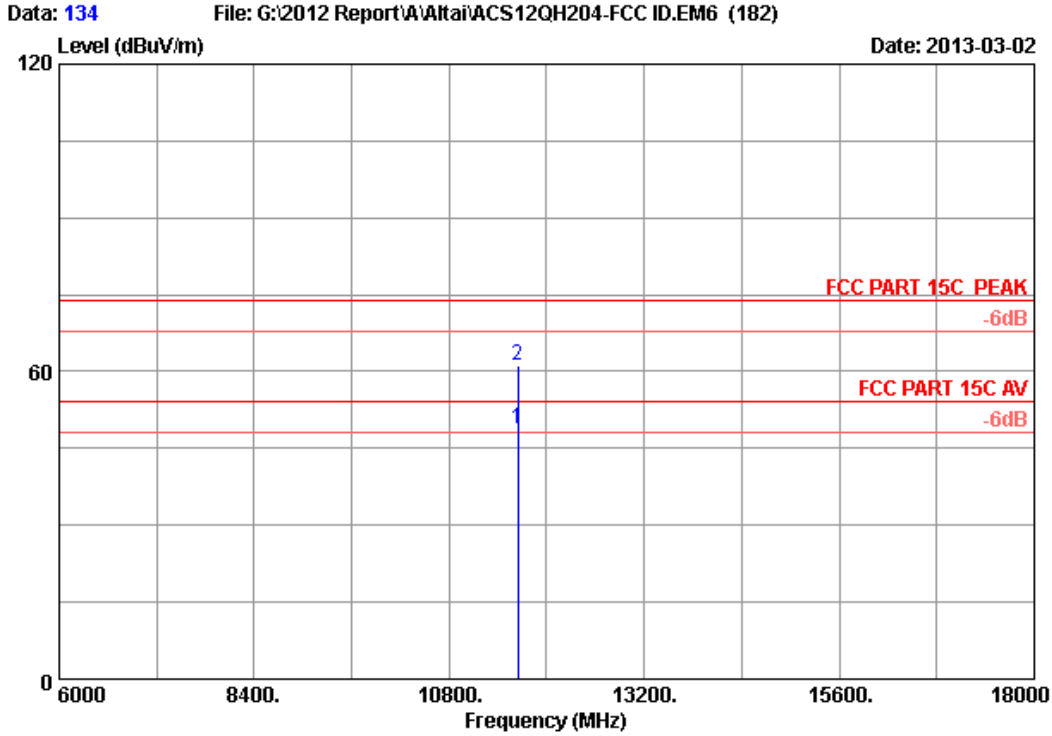
	Freq. (MHz)	Ant. Factor (dB/m)	Cable loss (dB)	Amp. Factor (dB)	Reading (dBUV)	Emission Level (dBUV/m)	Limits (dBUV/m)	Margin (dB)	Remark
1	11650.000	38.91	13.37	35.25	31.25	48.28	54.00	5.72	Average
2	11650.000	38.91	13.37	35.25	44.74	61.77	74.00	12.23	Peak

Remarks:

1. Emission Level= Antenna Factor + Cable Loss -Amp Factor + Reading.
2. The emission levels that are 20dB below the official limit are not reported.



Site no. : 3m Chamber Data no. : 133
Dis. / Ant. : 3m 2013 3115 (4580) Ant. pol. : HORIZONTAL
Limit : FCC PART 15C PEAK
Env. / Ins. : 23°C/54% Engineer : Leo-Li
EUT : A8in Super WiFi Base Station
Power supply : DC 56V From Adapter Input AC 120V/60Hz
Test mode : IEEE802.11nHT20 CH 165 5825MHz Tx
WA8011N-HE

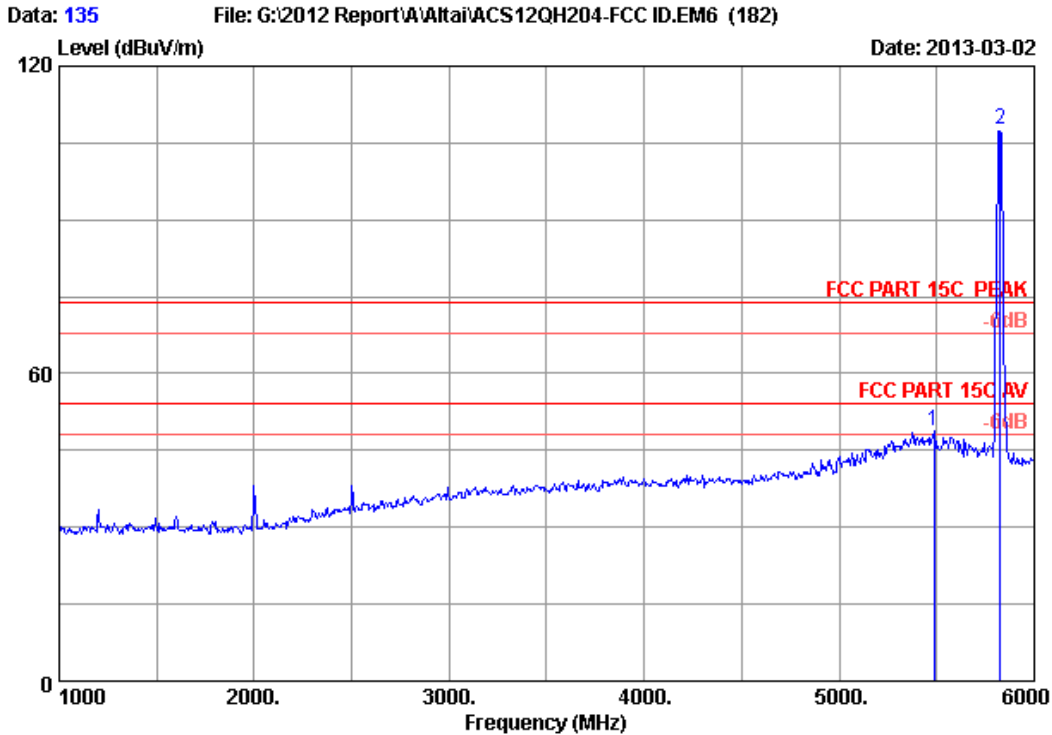


Site no. : 3m Chamber Data no. : 134
 Dis. / Ant. : 3m 2013 3115 (4580) Ant. pol. : HORIZONTAL
 Limit : FCC PART 15C PEAK
 Env. / Ins. : 23°C/54% Engineer : Leo-Li
 EUT : ASin Super WiFi Base Station
 Power supply : DC 56V From Adapter Input AC 120V/60Hz
 Test mode : IEEE802.11nHT20 CH 165 5825MHz Tx
 WA8011N-HE

	Freq.	Ant.	Cable	Amp.	Emission				Remark
	(MHz)	Factor	loss	Factor	Reading	Level	Limits	Margin	
		(dB/m)	(dB)	(dB)	(dBUV)	(dBUV/m)	(dBUV/m)	(dB)	
1	11650.000	38.91	13.37	35.25	31.64	48.67	54.00	5.33	Average
2	11650.000	38.91	13.37	35.25	43.98	61.01	74.00	12.99	Peak

Remarks:

1. Emission Level= Antenna Factor + Cable Loss -Amp Factor + Reading.
2. The emission levels that are 20dB below the official limit are not reported.

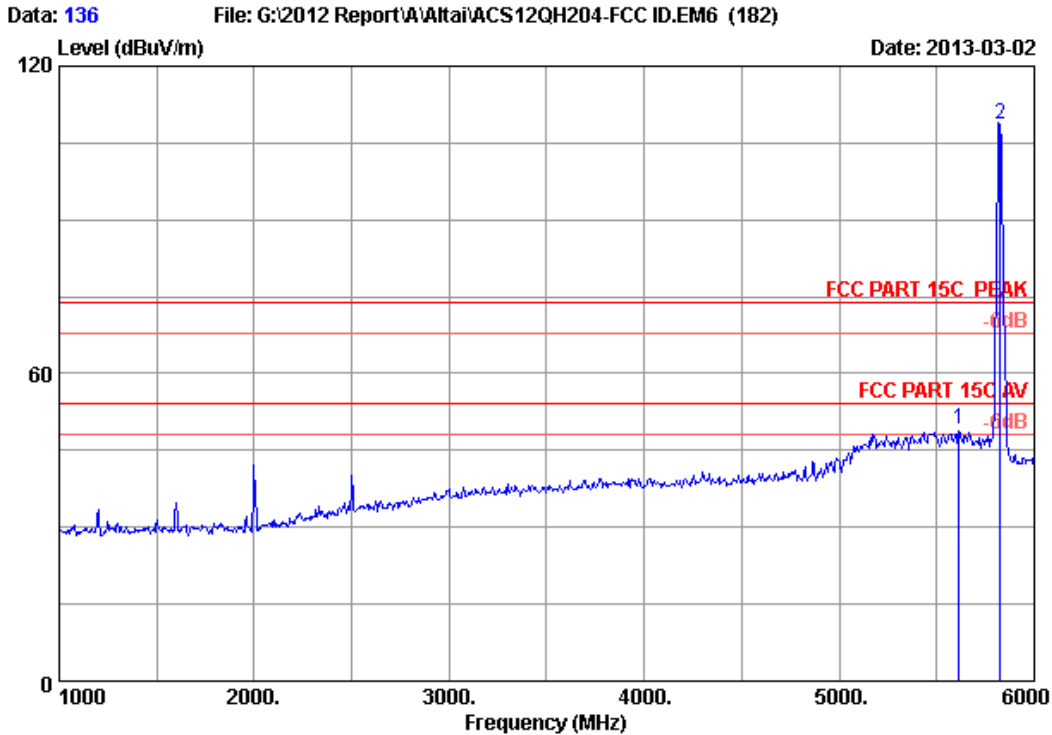


Site no. : 3m Chamber Data no. : 135
 Dis. / Ant. : 3m 2013 3115 (4580) Ant. pol. : HORIZONTAL
 Limit : FCC PART 15C PEAK
 Env. / Ins. : 23°C/54% Engineer : Leo-Li
 EUT : ASin Super WiFi Base Station
 Power supply : DC 56V From Adapter Input AC 120V/60Hz
 Test mode : IEEE802.11nHT20 CH 165 5825MHz Tx
 WA8011N-HE

	Freq. (MHz)	Ant. Factor (dB/m)	Cable loss (dB)	Amp. Factor (dB)	Reading (dBUV)	Emission Level (dBUV/m)	Limits (dBUV/m)	Margin (dB)	Remark
1	5485.000	33.98	9.27	35.70	41.35	48.90	74.00	25.10	Peak
2	5825.000	34.13	9.63	35.70	99.69	107.75	74.00	-33.75	Peak

Remarks:

1. Emission Level= Antenna Factor + Cable Loss -Amp Factor + Reading.
2. The emission levels that are 20dB below the official limit are not reported.

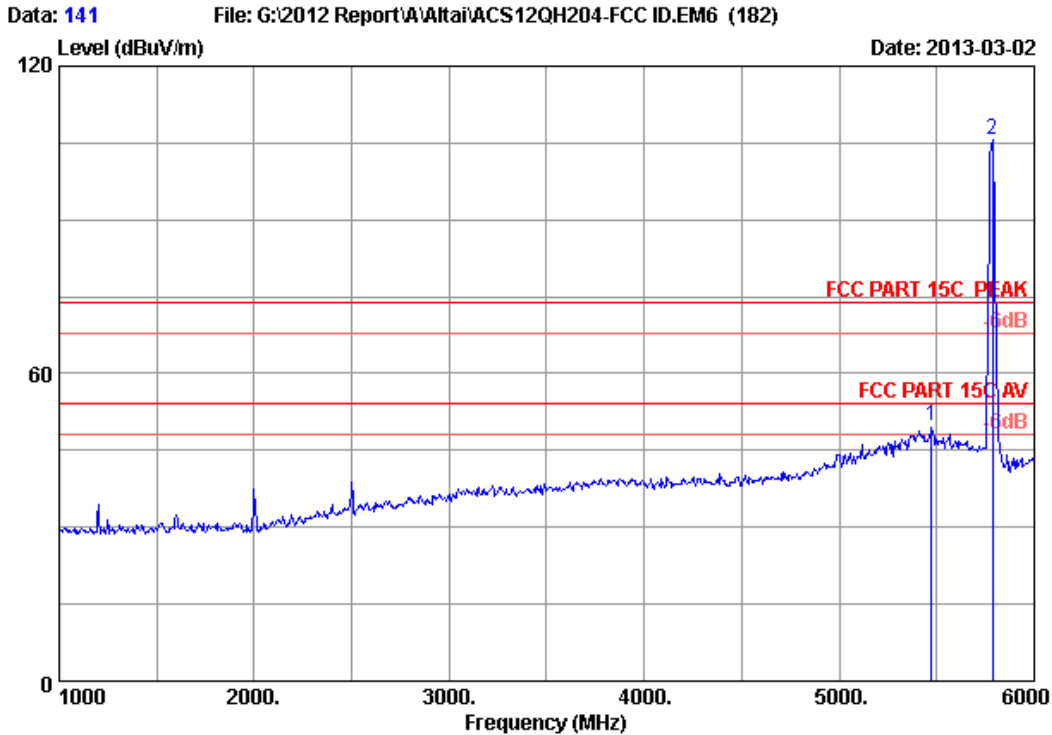


Site no. : 3m Chamber Data no. : 136
 Dis. / Ant. : 3m 2013 3115 (4580) Ant. pol. : VERTICAL
 Limit : FCC PART 15C PEAK
 Env. / Ins. : 23°C/54% Engineer : Leo-Li
 EUT : ASin Super WiFi Base Station
 Power supply : DC 56V From Adapter Input AC 120V/60Hz
 Test mode : IEEE802.11nHT20 CH 165 5825MHz Tx
 WA8011N-HE

	Freq.	Ant.	Cable	Amp.	Emission				Remark
	(MHz)	(dB/m)	loss	Factor	Reading	Level	Limits	Margin	
			(dB)	(dB)	(dBUV)	(dBUV/m)	(dBUV/m)	(dB)	
1	5615.000	34.05	9.41	35.70	41.21	48.97	74.00	25.03	Peak
2	5825.000	34.13	9.63	35.70	100.43	108.49	74.00	-34.49	Peak

Remarks:

1. Emission Level= Antenna Factor + Cable Loss -Amp Factor + Reading.
2. The emission levels that are 20dB below the official limit are not reported.

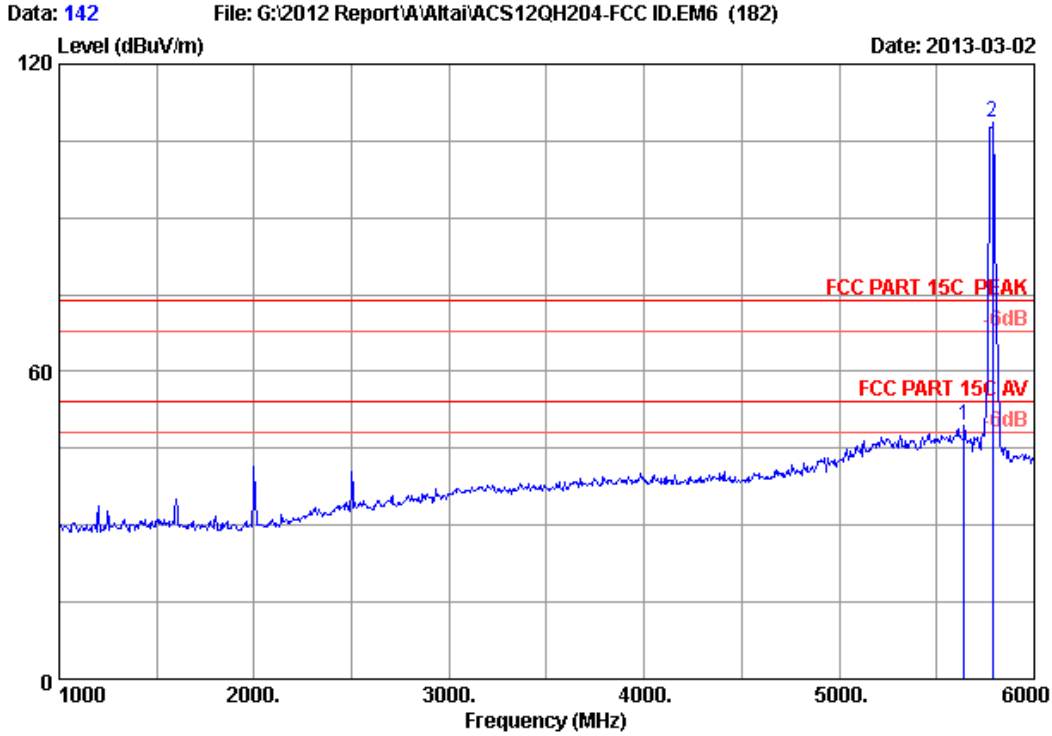


Site no. : 3m Chamber Data no. : 141
 Dis. / Ant. : 3m 2013 3115 (4580) Ant. pol. : HORIZONTAL
 Limit : FCC PART 15C PEAK
 Env. / Ins. : 23°C/54% Engineer : Leo-Li
 EUT : ASin Super WiFi Base Station
 Power supply : DC 56V From Adapter Input AC 120V/60Hz
 Test mode : IEEE802.11nHT20 CH 157 5785MHz Tx
 WA8011N-HE

	Freq.	Ant.	Cable	Amp.	Emission				Remark
	(MHz)	Factor	loss	Factor	Reading	Level	Limits	Margin	
		(dB/m)	(dB)	(dB)	(dBUV)	(dBUV/m)	(dBUV/m)	(dB)	
1	5475.000	33.96	9.26	35.70	42.18	49.70	74.00	24.30	Peak
2	5785.000	34.11	9.59	35.70	97.55	105.55	74.00	-31.55	Peak

Remarks:

1. Emission Level= Antenna Factor + Cable Loss -Amp Factor + Reading.
2. The emission levels that are 20dB below the official limit are not reported.

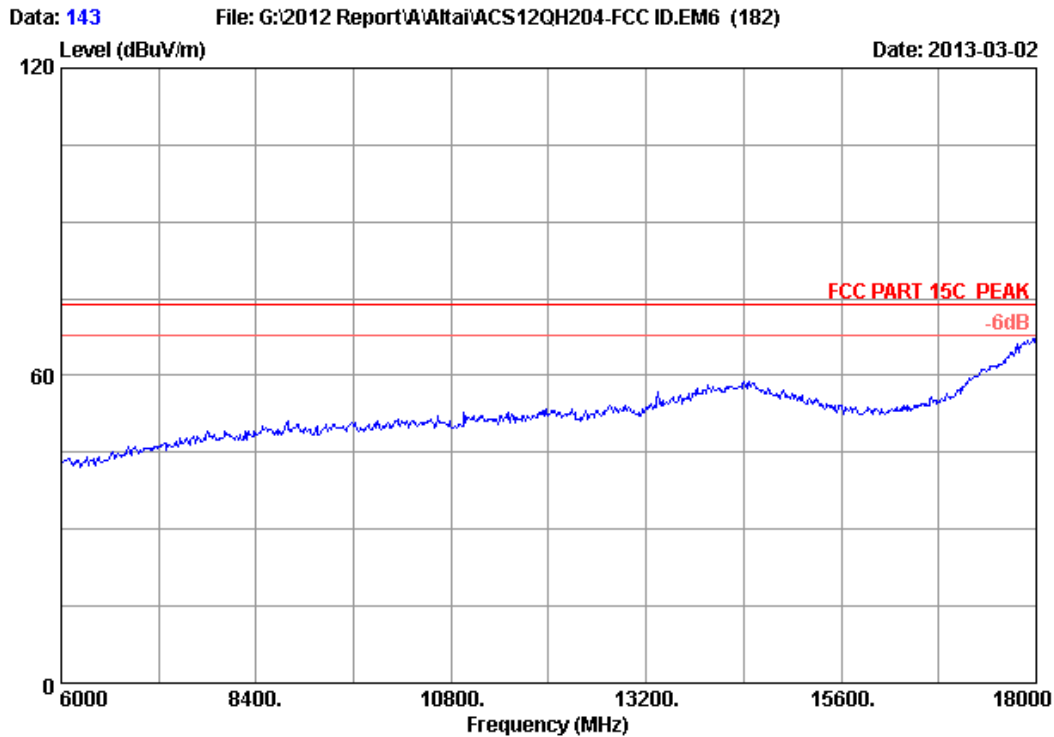


Site no. : 3m Chamber Data no. : 142
 Dis. / Ant. : 3m 2013 3115 (4580) Ant. pol. : VERTICAL
 Limit : FCC PART 15C PEAK
 Env. / Ins. : 23°C/54% Engineer : Leo-Li
 EUT : ASin Super WiFi Base Station
 Power supply : DC 56V From Adapter Input AC 120V/60Hz
 Test mode : IEEE802.11nHT20 CH 157 5785MHz Tx
 WA8011N-HE

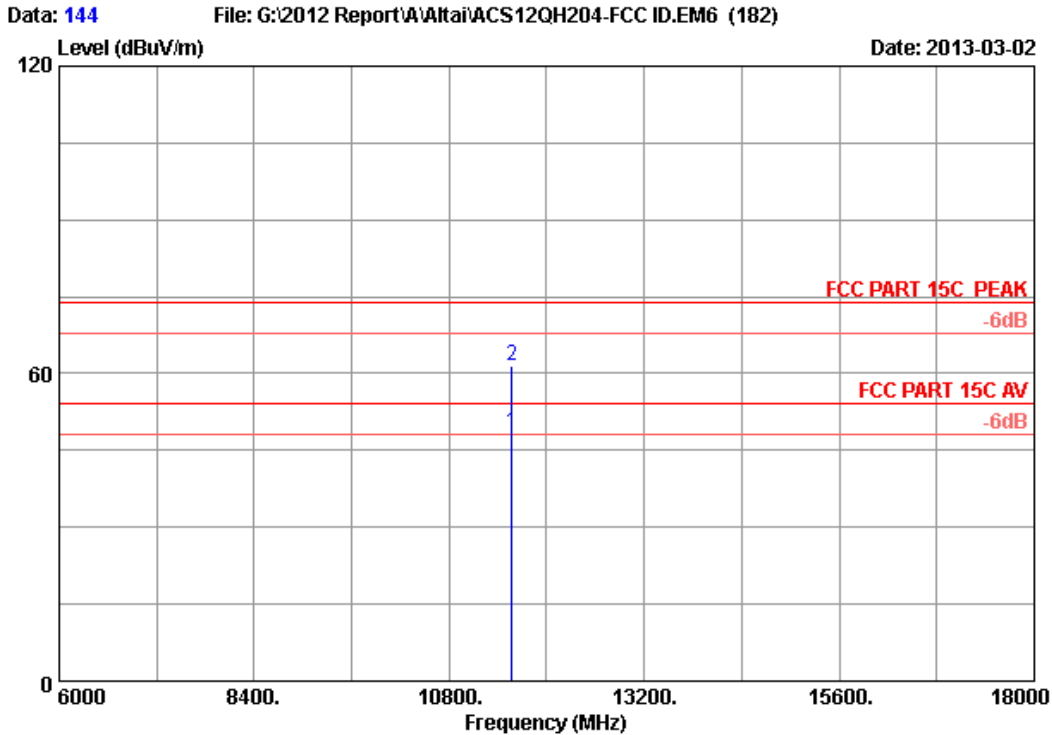
	Freq.	Ant.	Cable	Amp.	Emission				Remark
	(MHz)	Factor	loss	Factor	Reading	Level	Limits	Margin	
		(dB/m)	(dB)	(dB)	(dBUV)	(dBUV/m)	(dBUV/m)	(dB)	
1	5640.000	34.06	9.44	35.70	41.81	49.61	74.00	24.39	Peak
2	5785.000	34.11	9.59	35.70	100.51	108.51	74.00	-34.51	Peak

Remarks:

1. Emission Level= Antenna Factor + Cable Loss -Amp Factor + Reading.
2. The emission levels that are 20dB below the official limit are not reported.



Site no. : 3m Chamber Data no. : 143
Dis. / Ant. : 3m 2013 3115 (4580) Ant. pol. : VERTICAL
Limit : FCC PART 15C PEAK
Env. / Ins. : 23°C/54% Engineer : Leo-Li
EUT : A8in Super WiFi Base Station
Power supply : DC 56V From Adapter Input AC 120V/60Hz
Test mode : IEEE802.11nHT20 CH 157 5785MHz Tx
WA8011N-HE

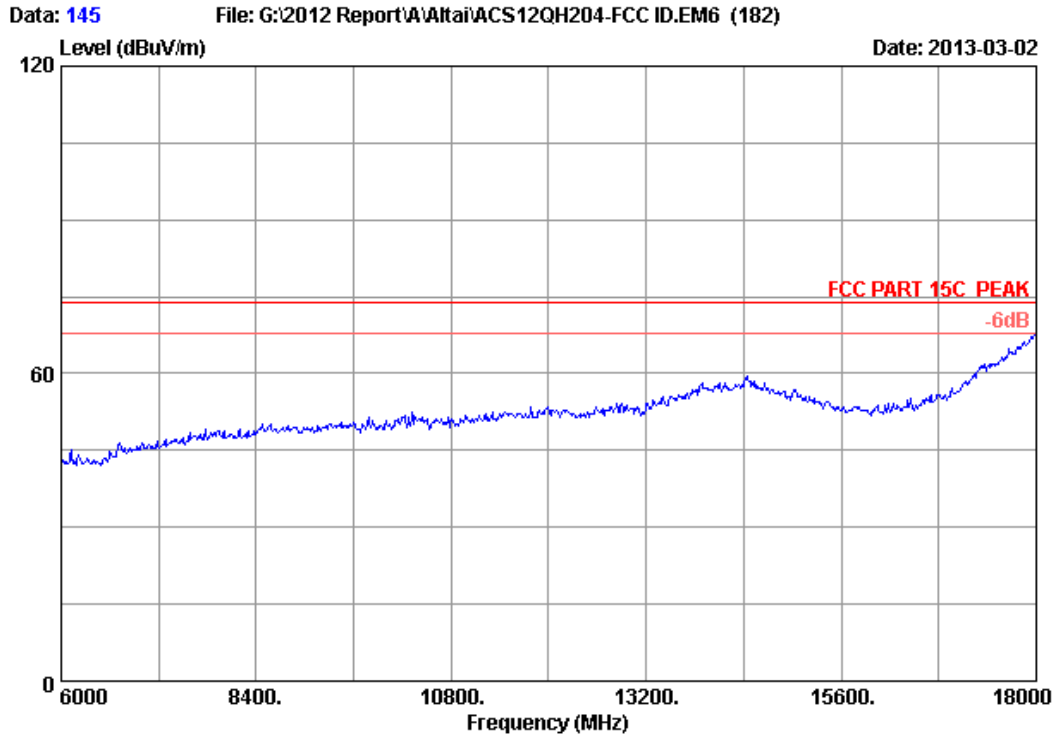


Site no. : 3m Chamber Data no. : 144
 Dis. / Ant. : 3m 2013 3115 (4580) Ant. pol. : VERTICAL
 Limit : FCC PART 15C PEAK
 Env. / Ins. : 23°C/54% Engineer : Leo-Li
 EUT : ASin Super WiFi Base Station
 Power supply : DC 56V From Adapter Input AC 120V/60Hz
 Test mode : IEEE802.11nHT20 CH 157 5785MHz Tx
 WA8011N-HE

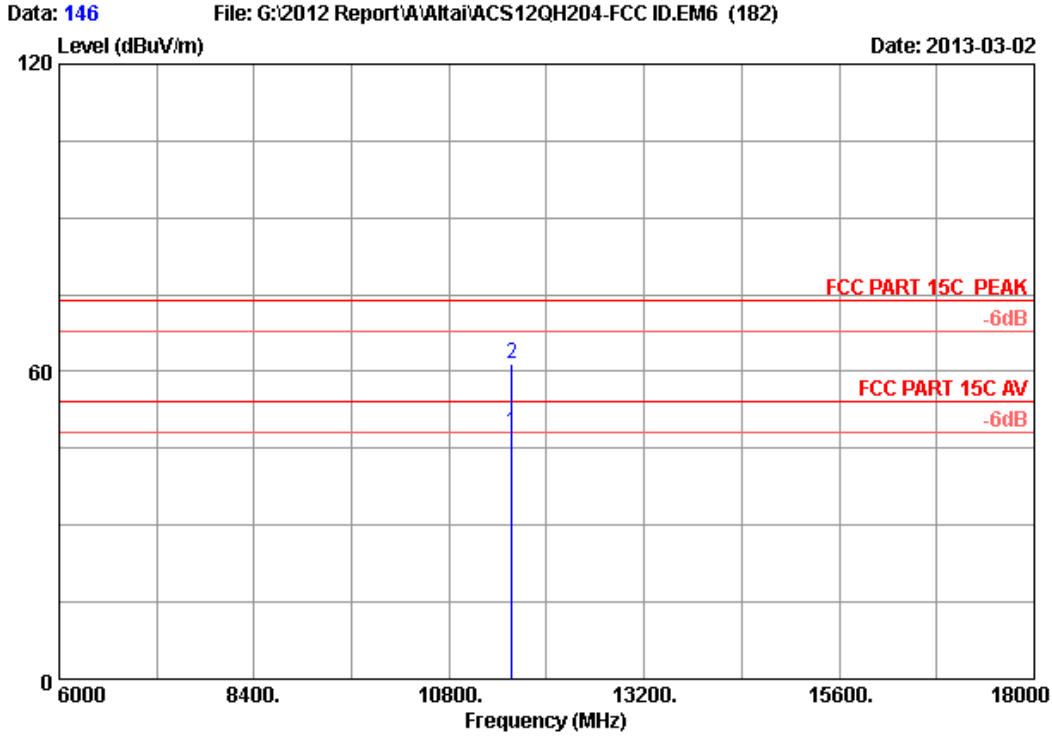
	Freq. (MHz)	Ant. Factor (dB/m)	Cable loss (dB)	Amp. Factor (dB)	Reading (dBUV)	Emission Level (dBUV/m)	Limits (dBUV/m)	Margin (dB)	Remark
1	11570.000	38.80	13.32	35.26	31.45	48.31	54.00	5.69	Average
2	11570.000	38.80	13.32	35.26	44.78	61.64	74.00	12.36	Peak

Remarks:

1. Emission Level= Antenna Factor + Cable Loss -Amp Factor + Reading.
2. The emission levels that are 20dB below the official limit are not reported.



Site no. : 3m Chamber Data no. : 145
Dis. / Ant. : 3m 2013 3115 (4580) Ant. pol. : HORIZONTAL
Limit : FCC PART 15C PEAK
Env. / Ins. : 23°C/54% Engineer : Leo-Li
EUT : A8in Super WiFi Base Station
Power supply : DC 56V From Adapter Input AC 120V/60Hz
Test mode : IEEE802.11nHT20 CH 157 5785MHz Tx
WA8011N-HE

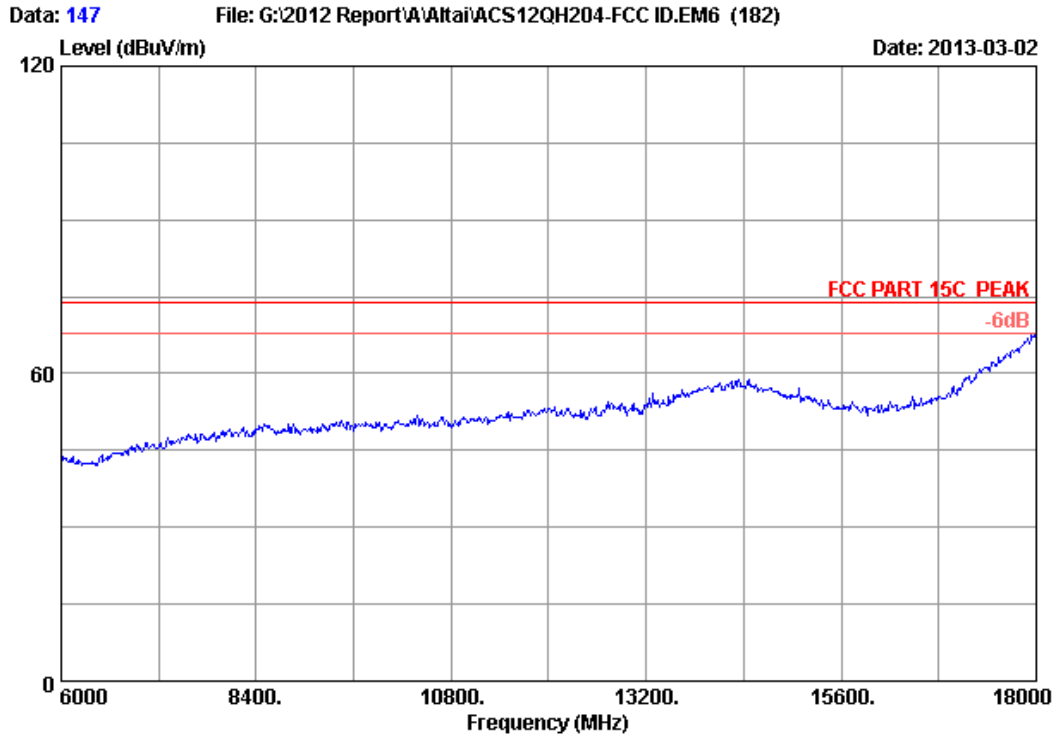


Site no. : 3m Chamber Data no. : 146
 Dis. / Ant. : 3m 2013 3115 (4580) Ant. pol. : HORIZONTAL
 Limit : FCC PART 15C PEAK
 Env. / Ins. : 23°C/54% Engineer : Leo-Li
 EUT : ASin Super WiFi Base Station
 Power supply : DC 56V From Adapter Input AC 120V/60Hz
 Test mode : IEEE802.11nHT20 CH 157 5785MHz Tx
 WA8011N-HE

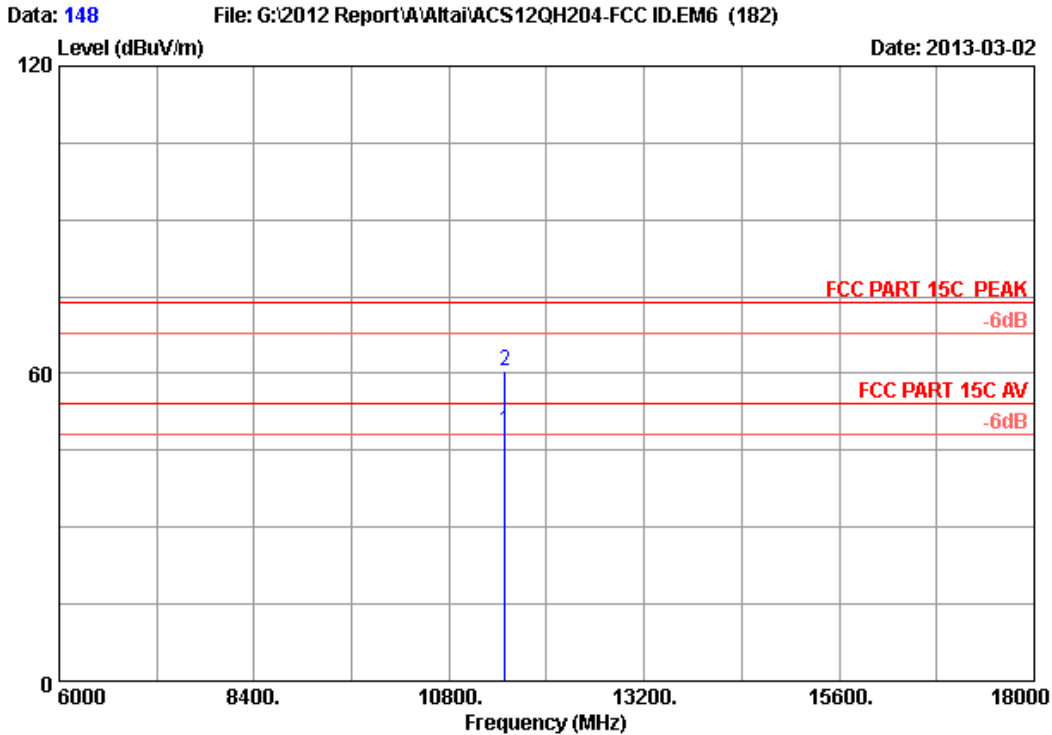
	Freq. (MHz)	Ant. Factor (dB/m)	Cable loss (dB)	Amp. Factor (dB)	Reading (dBUV)	Emission Level (dBUV/m)	Limits (dBUV/m)	Margin (dB)	Remark
1	11570.000	38.80	13.32	35.26	31.38	48.24	54.00	5.76	Average
2	11570.000	38.80	13.32	35.26	44.81	61.67	74.00	12.33	Peak

Remarks:

1. Emission Level= Antenna Factor + Cable Loss -Amp Factor + Reading.
2. The emission levels that are 20dB below the official limit are not reported.



Site no. : 3m Chamber Data no. : 147
Dis. / Ant. : 3m 2013 3115 (4580) Ant. pol. : HORIZONTAL
Limit : FCC PART 15C PEAK
Env. / Ins. : 23°C/54% Engineer : Leo-Li
EUT : A8in Super WiFi Base Station
Power supply : DC 56V From Adapter Input AC 120V/60Hz
Test mode : IEEE802.11nHT20 CH 149 5745MHz Tx
WA8011N-HE

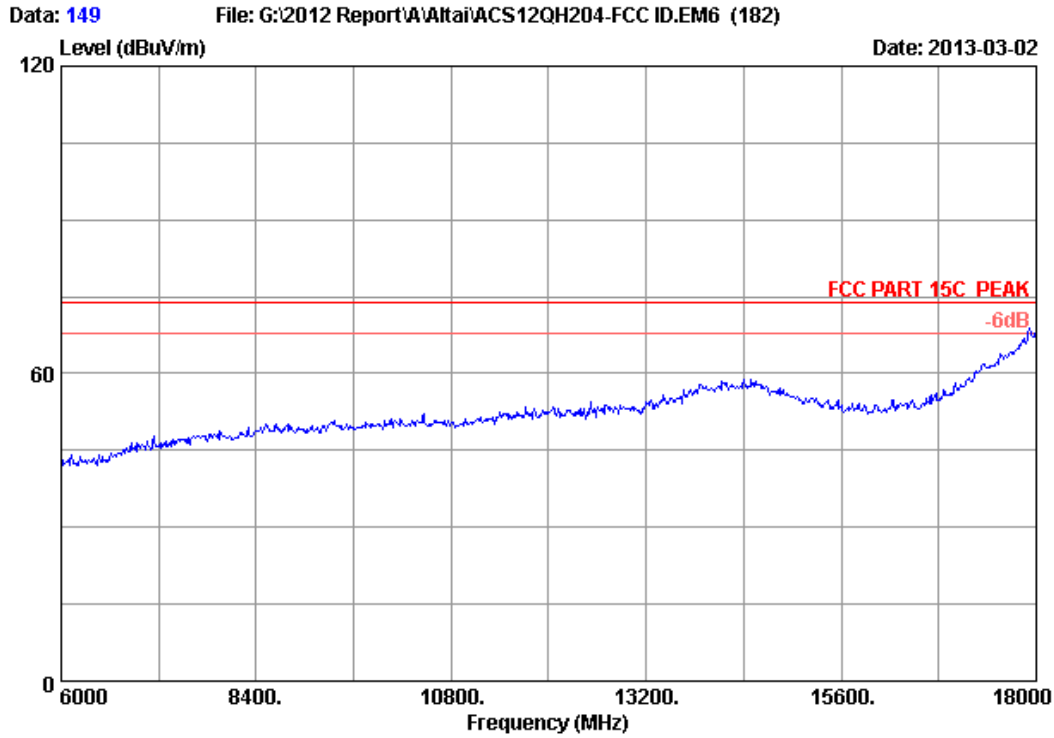


Site no. : 3m Chamber Data no. : 148
 Dis. / Ant. : 3m 2013 3115 (4580) Ant. pol. : HORIZONTAL
 Limit : FCC PART 15C PEAK
 Env. / Ins. : 23°C/54% Engineer : Leo-Li
 EUT : ASin Super WiFi Base Station
 Power supply : DC 56V From Adapter Input AC 120V/60Hz
 Test mode : IEEE802.11nHT20 CH 149 5745MHz Tx
 WA8011N-HE

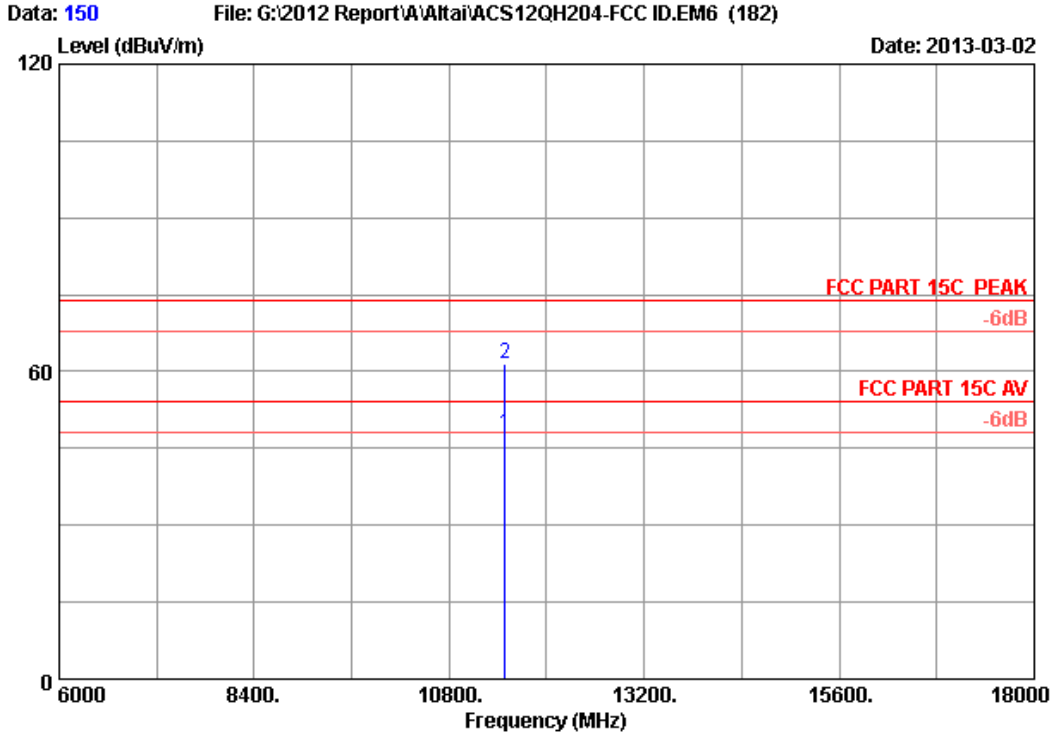
	Freq. (MHz)	Ant. Factor (dB/m)	Cable loss (dB)	Amp. Factor (dB)	Reading (dBUV)	Emission Level (dBUV/m)	Limits (dBUV/m)	Margin (dB)	Remark
1	11490.000	38.69	13.28	35.28	32.10	48.79	54.00	5.21	Average
2	11490.000	38.69	13.28	35.28	43.88	60.57	74.00	13.43	Peak

Remarks:

1. Emission Level= Antenna Factor + Cable Loss -Amp Factor + Reading.
2. The emission levels that are 20dB below the official limit are not reported.



Site no. : 3m Chamber Data no. : 149
Dis. / Ant. : 3m 2013 3115 (4580) Ant. pol. : VERTICAL
Limit : FCC PART 15C PEAK
Env. / Ins. : 23°C/54% Engineer : Leo-Li
EUT : A8in Super WiFi Base Station
Power supply : DC 56V From Adapter Input AC 120V/60Hz
Test mode : IEEE802.11nHT20 CH 149 5745MHz Tx
WA8011N-HE

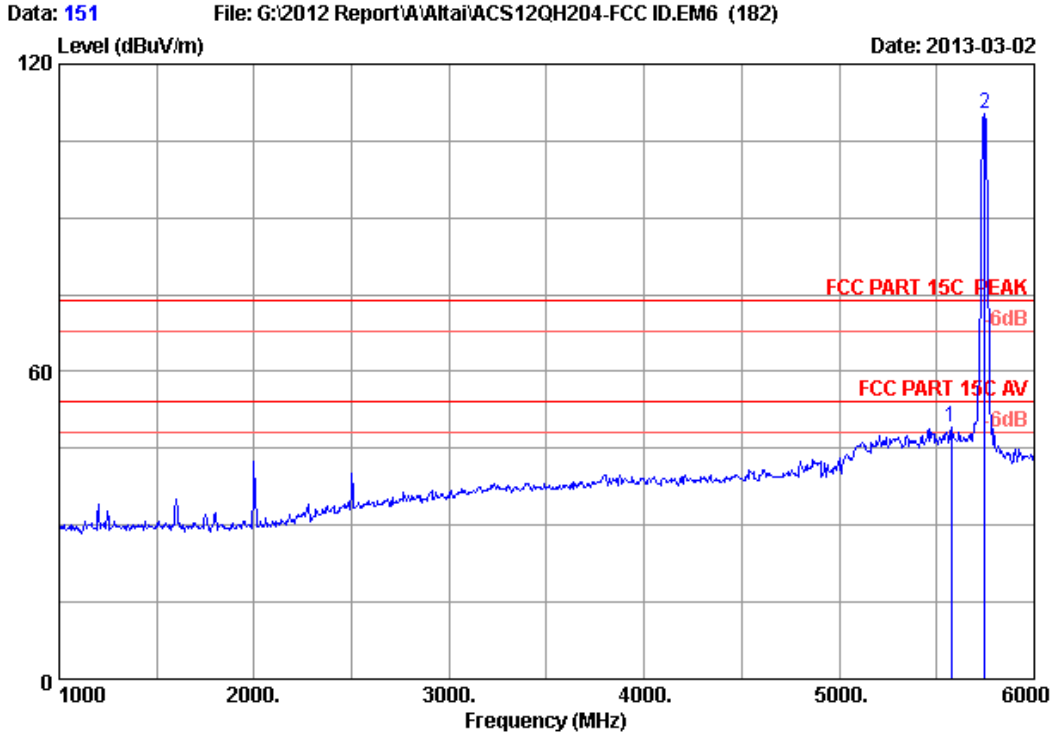


Site no. : 3m Chamber Data no. : 150
 Dis. / Ant. : 3m 2013 3115 (4580) Ant. pol. : VERTICAL
 Limit : FCC PART 15C PEAK
 Env. / Ins. : 23°C/54% Engineer : Leo-Li
 EUT : ASin Super WiFi Base Station
 Power supply : DC 56V From Adapter Input AC 120V/60Hz
 Test mode : IEEE802.11nHT20 CH 149 5745MHz Tx
 WA8011N-HE

	Freq. (MHz)	Ant. Factor (dB/m)	Cable loss (dB)	Amp. Factor (dB)	Reading (dBUV)	Emission Level (dBUV/m)	Limits (dBUV/m)	Margin (dB)	Remark
1	11490.000	38.69	13.28	35.28	31.27	47.96	54.00	6.04	Average
2	11490.000	38.69	13.28	35.28	44.73	61.42	74.00	12.58	Peak

Remarks:

1. Emission Level= Antenna Factor + Cable Loss -Amp Factor + Reading.
2. The emission levels that are 20dB below the official limit are not reported.

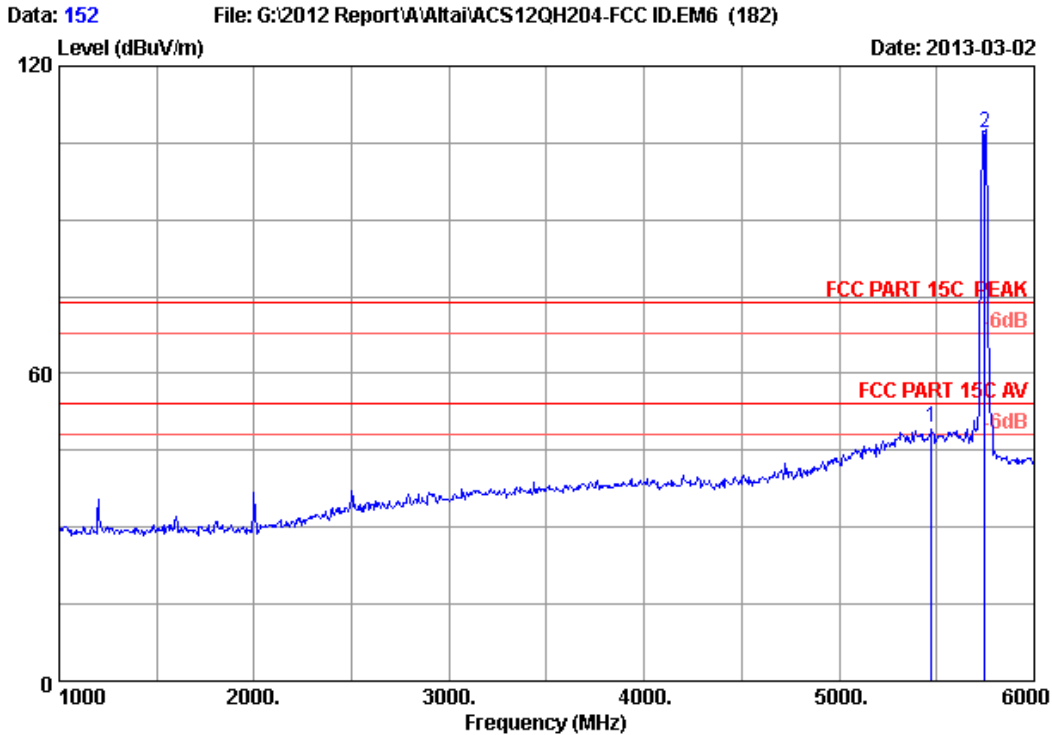


Site no. : 3m Chamber Data no. : 151
 Dis. / Ant. : 3m 2013 3115 (4580) Ant. pol. : VERTICAL
 Limit : FCC PART 15C PEAK
 Env. / Ins. : 23°C/54% Engineer : Leo-Li
 EUT : ASin Super WiFi Base Station
 Power supply : DC 56V From Adapter Input AC 120V/60Hz
 Test mode : IEEE802.11nHT20 CH 149 5745MHz Tx
 WA8011N-HE

	Freq. (MHz)	Ant. Factor (dB/m)	Cable loss (dB)	Amp. Factor (dB)	Reading (dBUV)	Emission			Remark
						Level (dBUV/m)	Limits (dBUV/m)	Margin (dB)	
1	5575.000	34.03	9.37	35.70	41.46	49.16	74.00	24.84	Peak
2	5745.000	34.10	9.55	35.70	102.30	110.25	74.00	-36.25	Peak

Remarks:

1. Emission Level= Antenna Factor + Cable Loss -Amp Factor + Reading.
2. The emission levels that are 20dB below the official limit are not reported.

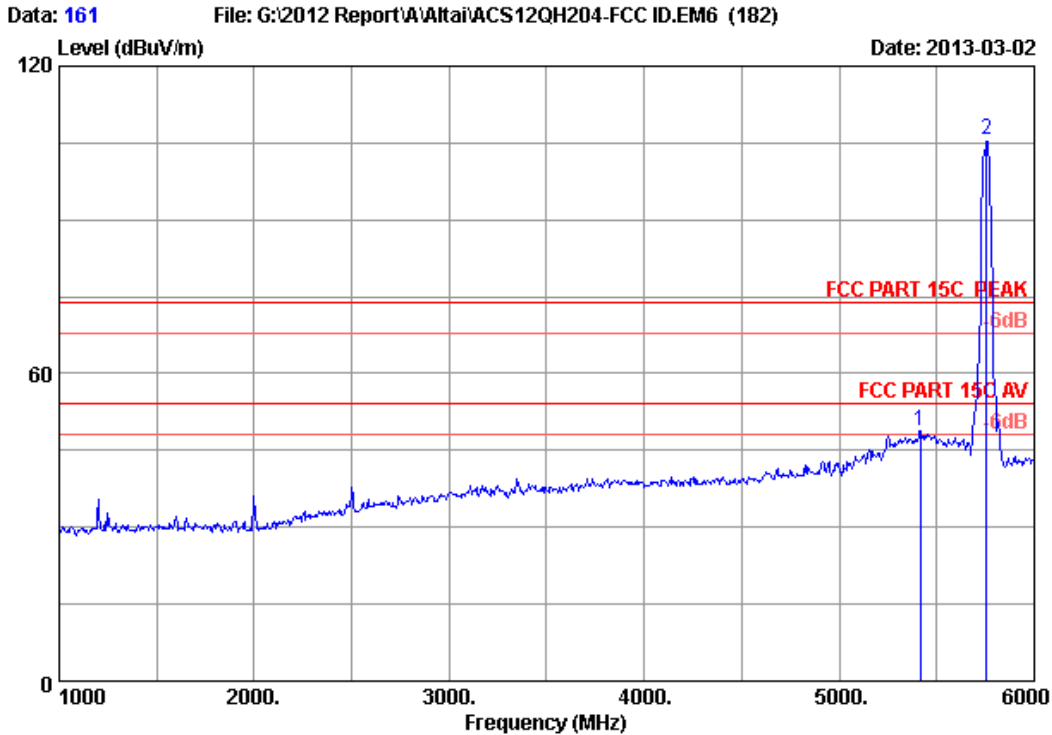


Site no. : 3m Chamber Data no. : 152
 Dis. / Ant. : 3m 2013 3115 (4580) Ant. pol. : HORIZONTAL
 Limit : FCC PART 15C PEAK
 Env. / Ins. : 23°C/54% Engineer : Leo-Li
 EUT : ASin Super WiFi Base Station
 Power supply : DC 56V From Adapter Input AC 120V/60Hz
 Test mode : IEEE802.11nHT20 CH 149 5745MHz Tx
 WA8011N-HE

	Freq.	Ant.	Cable	Amp.	Emission				Remark
	(MHz)	Factor	loss	Factor	Reading	Level	Limits	Margin	
		(dB/m)	(dB)	(dB)	(dBUV)	(dBUV/m)	(dBUV/m)	(dB)	
1	5475.000	33.96	9.26	35.70	41.86	49.38	74.00	24.62	Peak
2	5745.000	34.10	9.55	35.70	99.14	107.09	74.00	-33.09	Peak

Remarks:

1. Emission Level= Antenna Factor + Cable Loss -Amp Factor + Reading.
2. The emission levels that are 20dB below the official limit are not reported.

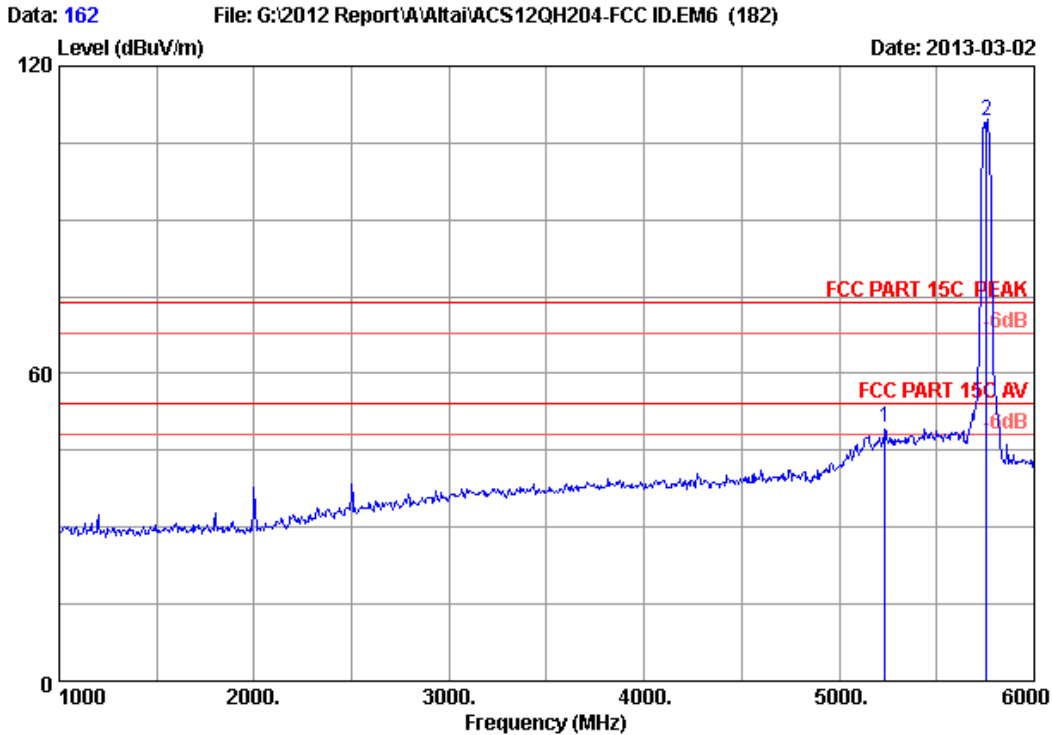


Site no. : 3m Chamber Data no. : 161
 Dis. / Ant. : 3m 2013 3115 (4580) Ant. pol. : HORIZONTAL
 Limit : FCC PART 15C PEAK
 Env. / Ins. : 23°C/54% Engineer : Leo-Li
 EUT : ASin Super WiFi Base Station
 Power supply : DC 56V From Adapter Input AC 120V/60Hz
 Test mode : IEEE802.11nHT40 CH 151 5755MHz Tx
 WA8011N-HE

	Freq.	Ant.	Cable	Amp.	Emission				Remark
	(MHz)	(dB/m)	loss	Factor	Reading	Level	Limits	Margin	
			(dB)	(dB)	(dBUV)	(dBUV/m)	(dBUV/m)	(dB)	
1	5415.000	33.86	9.20	35.70	41.60	48.96	74.00	25.04	Peak
2	5755.000	34.10	9.56	35.70	97.64	105.60	74.00	-31.60	Peak

Remarks:

1. Emission Level= Antenna Factor + Cable Loss -Amp Factor + Reading.
2. The emission levels that are 20dB below the official limit are not reported.

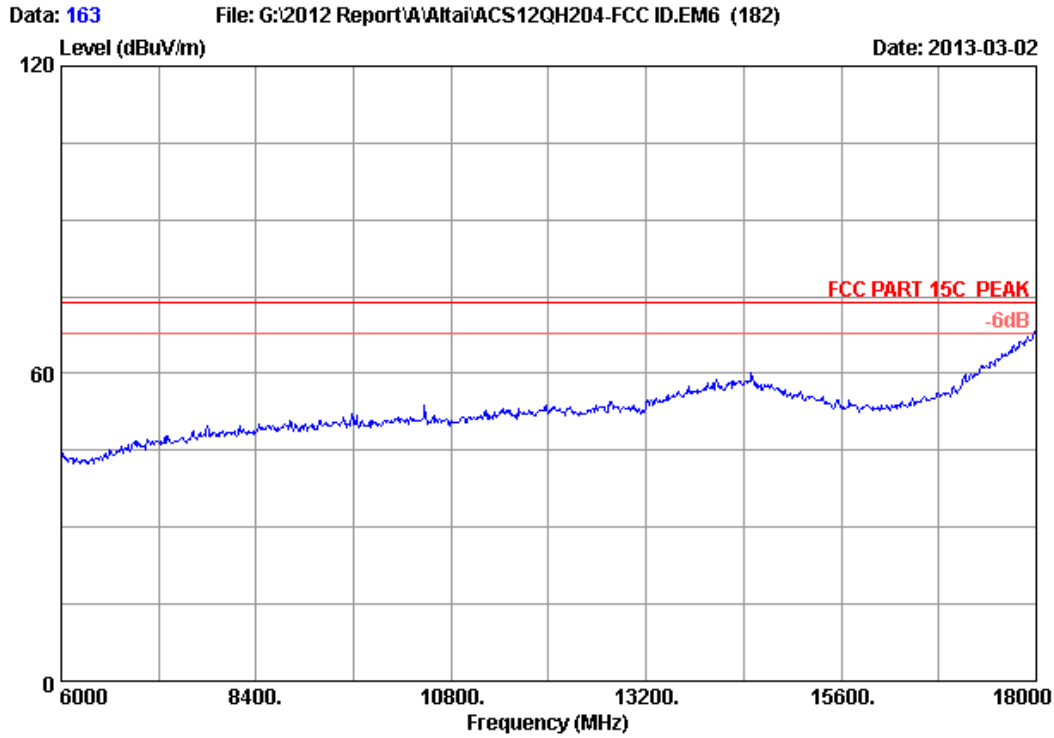


Site no. : 3m Chamber Data no. : 162
 Dis. / Ant. : 3m 2013 3115 (4580) Ant. pol. : VERTICAL
 Limit : FCC PART 15C PEAK
 Env. / Ins. : 23°C/54% Engineer : Leo-Li
 EUT : ASin Super WiFi Base Station
 Power supply : DC 56V From Adapter Input AC 120V/60Hz
 Test mode : IEEE802.11nHT40 CH 151 5755MHz Tx
 WA8011N-HE

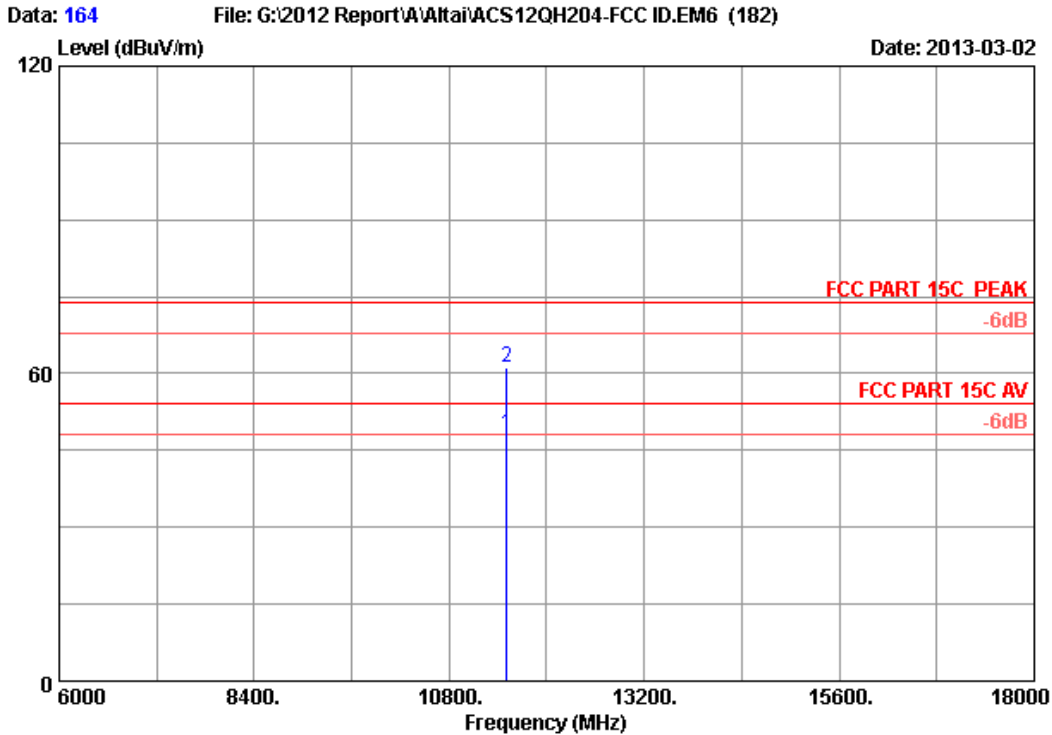
No.	Freq. (MHz)	Ant. Factor (dB/m)	Cable loss (dB)	Amp. Factor (dB)	Reading (dBUV)	Emission			Remark
						Level (dBUV/m)	Limits (dBUV/m)	Margin (dB)	
1	5235.000	33.58	9.01	35.70	42.50	49.39	74.00	24.61	Peak
2	5755.000	34.10	9.56	35.70	101.23	109.19	74.00	-35.19	Peak

Remarks:

1. Emission Level= Antenna Factor + Cable Loss -Amp Factor + Reading.
2. The emission levels that are 20dB below the official limit are not reported.



Site no. : 3m Chamber Data no. : 163
Dis. / Ant. : 3m 2013 3115 (4580) Ant. pol. : VERTICAL
Limit : FCC PART 15C PEAK
Env. / Ins. : 23°C/54% Engineer : Leo-Li
EUT : A8in Super WiFi Base Station
Power supply : DC 56V From Adapter Input AC 120V/60Hz
Test mode : IEEE802.11nHT40 CH 151 5755MHz Tx
WA8011N-HE

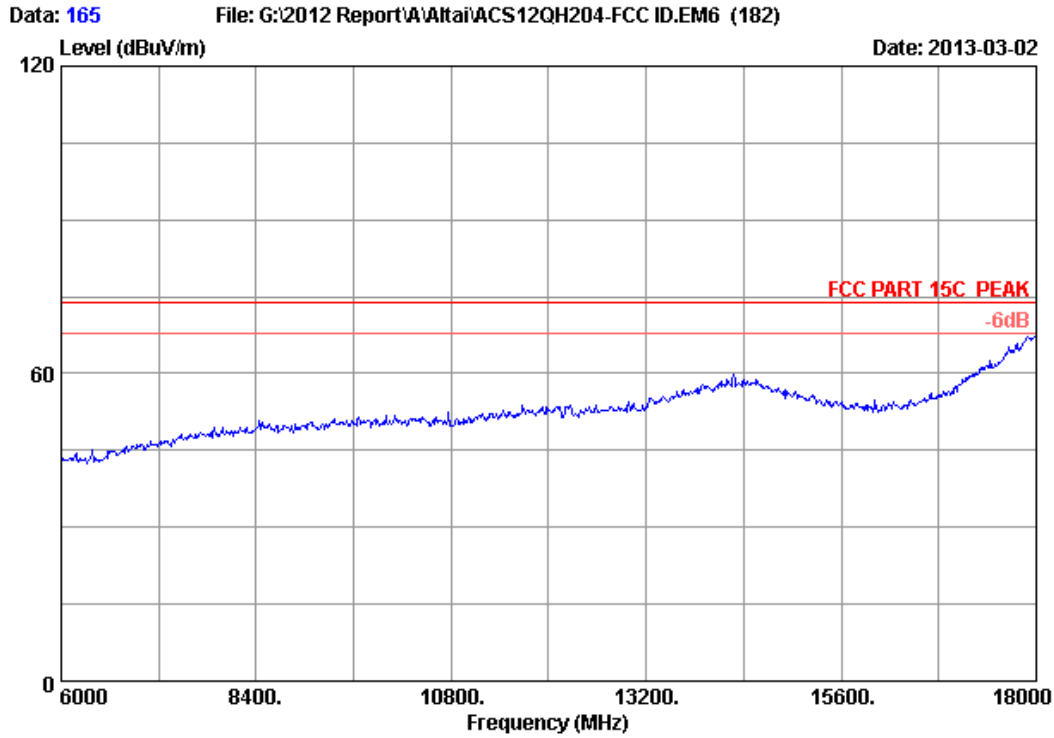


Site no. : 3m Chamber Data no. : 164
 Dis. / Ant. : 3m 2013 3115 (4580) Ant. pol. : VERTICAL
 Limit : FCC PART 15C PEAK
 Env. / Ins. : 23°C/54% Engineer : Leo-Li
 EUT : ASin Super WiFi Base Station
 Power supply : DC 56V From Adapter Input AC 120V/60Hz
 Test mode : IEEE802.11nHT40 CH 151 5755MHz Tx
 WA8011N-HE

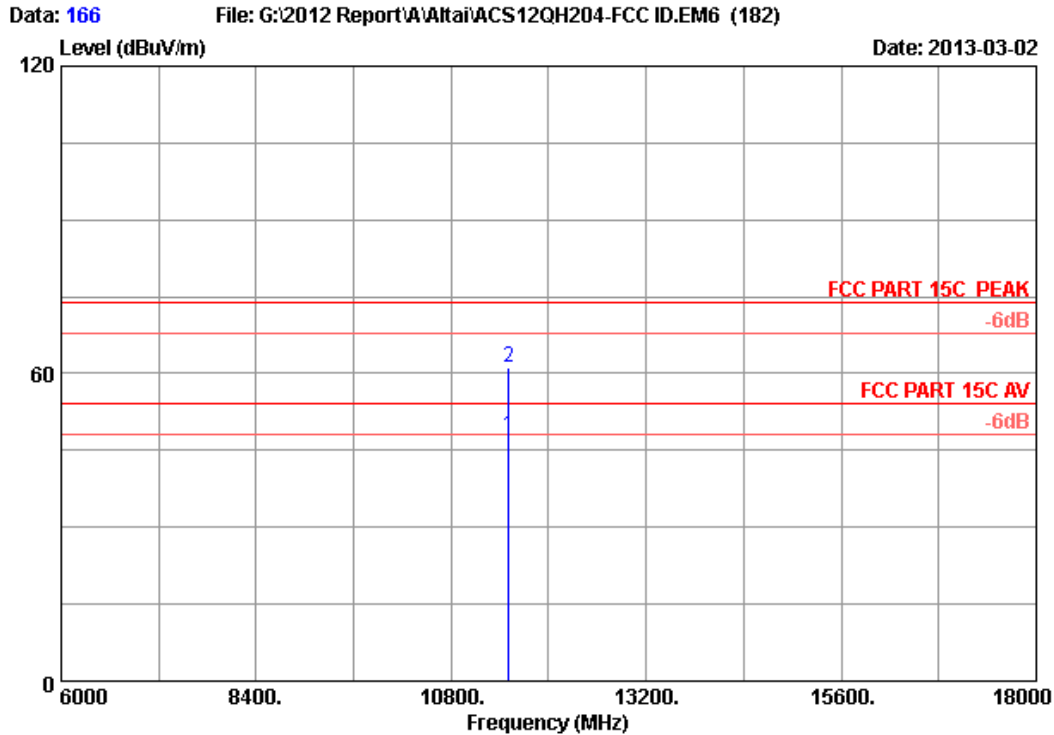
	Freq. (MHz)	Ant. Factor (dB/m)	Cable loss (dB)	Amp. Factor (dB)	Reading (dBUV)	Emission Level (dBUV/m)	Limits (dBUV/m)	Margin (dB)	Remark
1	11510.000	38.71	13.29	35.27	31.37	48.10	54.00	5.90	Average
2	11510.000	38.71	13.29	35.27	44.29	61.02	74.00	12.98	Peak

Remarks:

1. Emission Level= Antenna Factor + Cable Loss -Amp Factor + Reading.
2. The emission levels that are 20dB below the official limit are not reported.



Site no. : 3m Chamber Data no. : 165
Dis. / Ant. : 3m 2013 3115 (4580) Ant. pol. : HORIZONTAL
Limit : FCC PART 15C PEAK
Env. / Ins. : 23°C/54% Engineer : Leo-Li
EUT : A8in Super WiFi Base Station
Power supply : DC 56V From Adapter Input AC 120V/60Hz
Test mode : IEEE802.11nHT40 CH 151 5755MHz Tx
WA8011N-HE

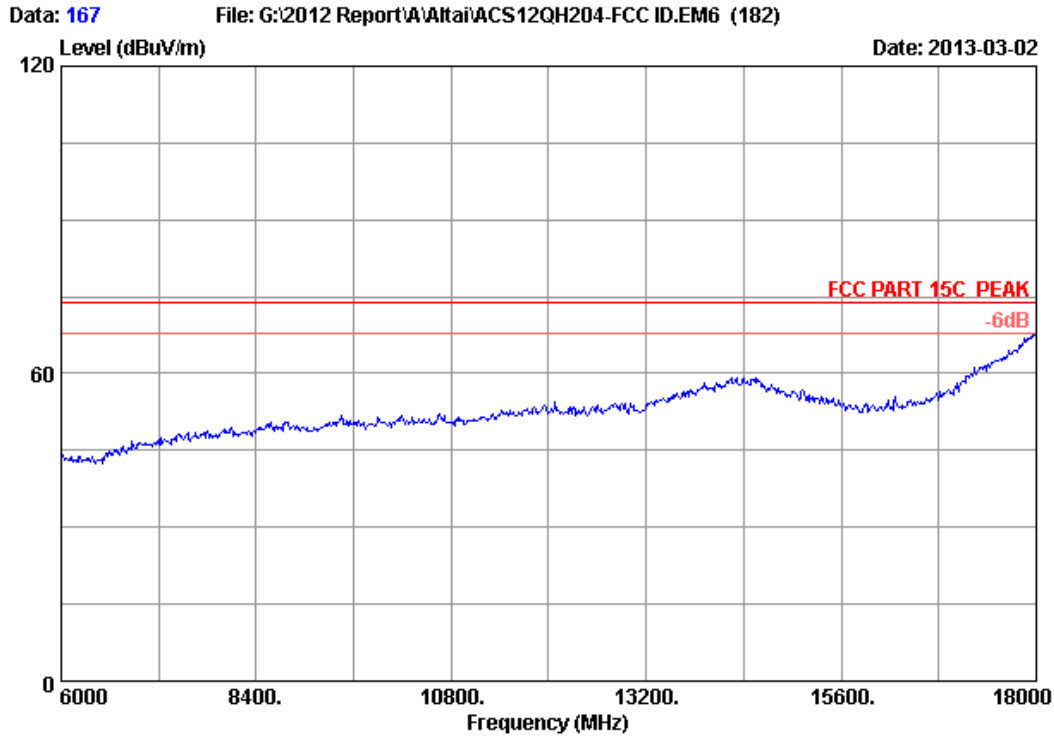


Site no. : 3m Chamber Data no. : 166
 Dis. / Ant. : 3m 2013 3115 (4580) Ant. pol. : HORIZONTAL
 Limit : FCC PART 15C PEAK
 Env. / Ins. : 23°C/54% Engineer : Leo-Li
 EUT : ASin Super WiFi Base Station
 Power supply : DC 56V From Adapter Input AC 120V/60Hz
 Test mode : IEEE802.11nHT40 CH 151 5755MHz Tx
 WA8011N-HE

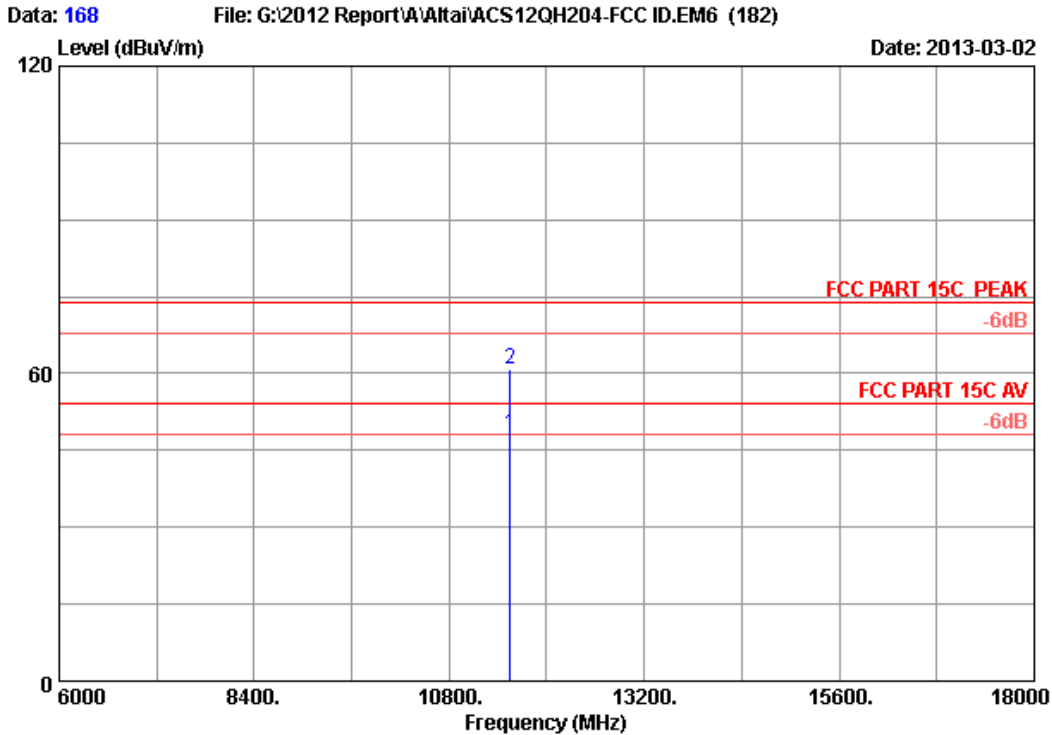
	Freq. (MHz)	Ant. Factor (dB/m)	Cable loss (dB)	Amp. Factor (dB)	Reading (dBuV)	Emission Level (dBuV/m)	Limits (dBuV/m)	Margin (dB)	Remark
1	11510.000	38.71	13.29	35.27	31.02	47.75	54.00	6.25	Average
2	11510.000	38.71	13.29	35.27	44.28	61.01	74.00	12.99	Peak

Remarks:

1. Emission Level= Antenna Factor + Cable Loss -Amp Factor + Reading.
2. The emission levels that are 20dB below the official limit are not reported.



Site no. : 3m Chamber Data no. : 167
Dis. / Ant. : 3m 2013 3115 (4580) Ant. pol. : HORIZONTAL
Limit : FCC PART 15C PEAK
Env. / Ins. : 23°C/54% Engineer : Leo-Li
EUT : A8in Super WiFi Base Station
Power supply : DC 56V From Adapter Input AC 120V/60Hz
Test mode : IEEE802.11nHT40 CH 155 5775MHz Tx
WA8011N-HE

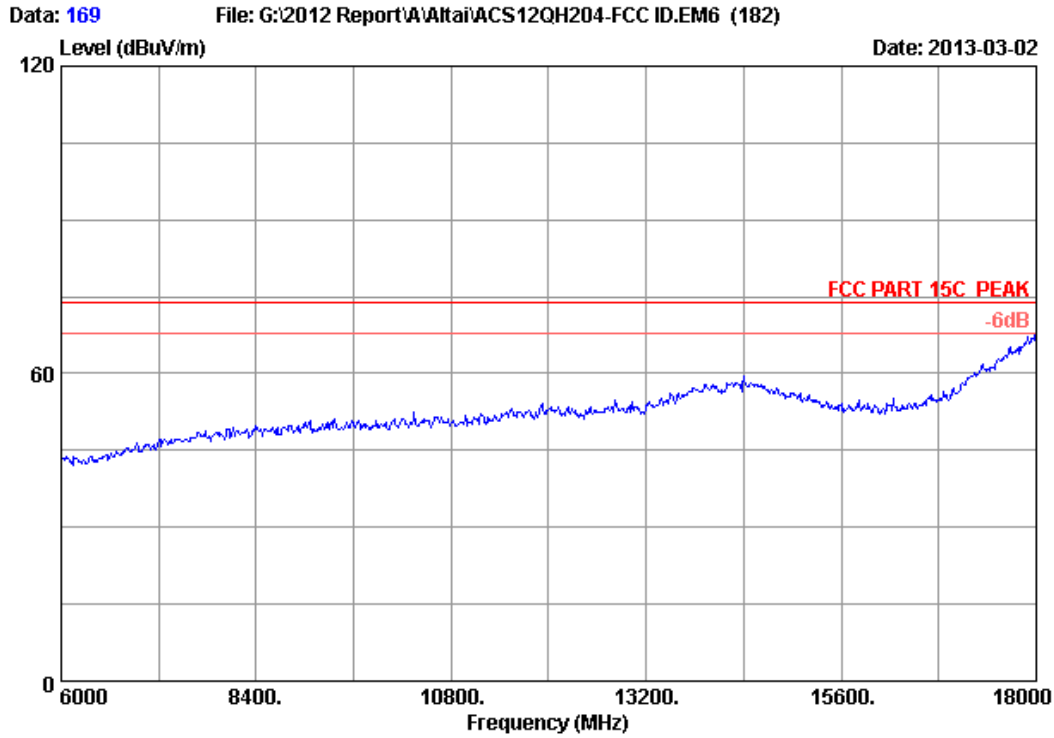


Site no. : 3m Chamber Data no. : 168
 Dis. / Ant. : 3m 2013 3115 (4580) Ant. pol. : HORIZONTAL
 Limit : FCC PART 15C PEAK
 Env. / Ins. : 23°C/54% Engineer : Leo-Li
 EUT : ASin Super WiFi Base Station
 Power supply : DC 56V From Adapter Input AC 120V/60Hz
 Test mode : IEEE802.11nHT40 CH 155 5775MHz Tx
 WA8011N-HE

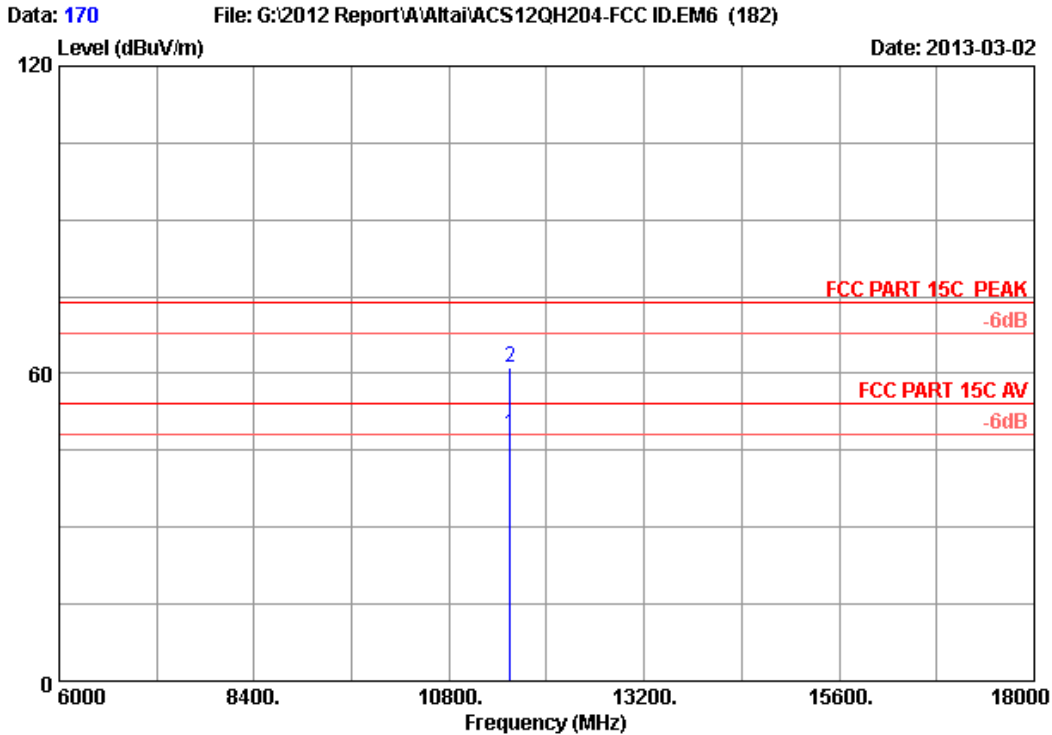
	Freq. (MHz)	Ant. Factor (dB/m)	Cable loss (dB)	Amp. Factor (dB)	Reading (dBUV)	Emission Level (dBUV/m)	Limits (dBUV/m)	Margin (dB)	Remark
1	11550.000	38.77	13.31	35.27	31.45	48.26	54.00	5.74	Average
2	11550.000	38.77	13.31	35.27	43.88	60.69	74.00	13.31	Peak

Remarks:

1. Emission Level= Antenna Factor + Cable Loss -Amp Factor + Reading.
2. The emission levels that are 20dB below the official limit are not reported.



Site no. : 3m Chamber Data no. : 169
Dis. / Ant. : 3m 2013 3115 (4580) Ant. pol. : VERTICAL
Limit : FCC PART 15C PEAK
Env. / Ins. : 23°C/54% Engineer : Leo-Li
EUT : A8in Super WiFi Base Station
Power supply : DC 56V From Adapter Input AC 120V/60Hz
Test mode : IEEE802.11nHT40 CH 155 5775MHz Tx
WA8011N-HE

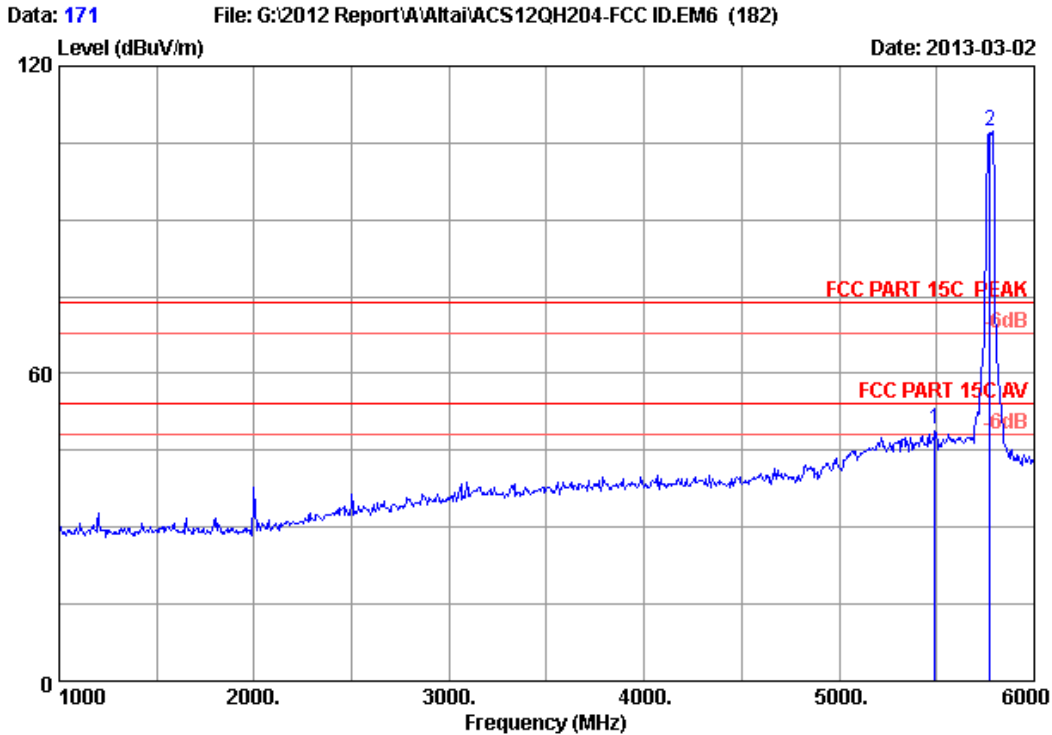


Site no. : 3m Chamber Data no. : 170
 Dis. / Ant. : 3m 2013 3115 (4580) Ant. pol. : VERTICAL
 Limit : FCC PART 15C PEAK
 Env. / Ins. : 23°C/54% Engineer : Leo-Li
 EUT : ASin Super WiFi Base Station
 Power supply : DC 56V From Adapter Input AC 120V/60Hz
 Test mode : IEEE802.11nHT40 CH 155 5775MHz Tx
 WA8011N-HE

	Freq. (MHz)	Ant. Factor (dB/m)	Cable loss (dB)	Amp. Factor (dB)	Reading (dBUV)	Emission Level (dBUV/m)	Limits (dBUV/m)	Margin (dB)	Remark
1	11550.000	38.77	13.31	35.27	31.34	48.15	54.00	5.85	Average
2	11550.000	38.77	13.31	35.27	44.22	61.03	74.00	12.97	Peak

Remarks:

1. Emission Level= Antenna Factor + Cable Loss -Amp Factor + Reading.
2. The emission levels that are 20dB below the official limit are not reported.

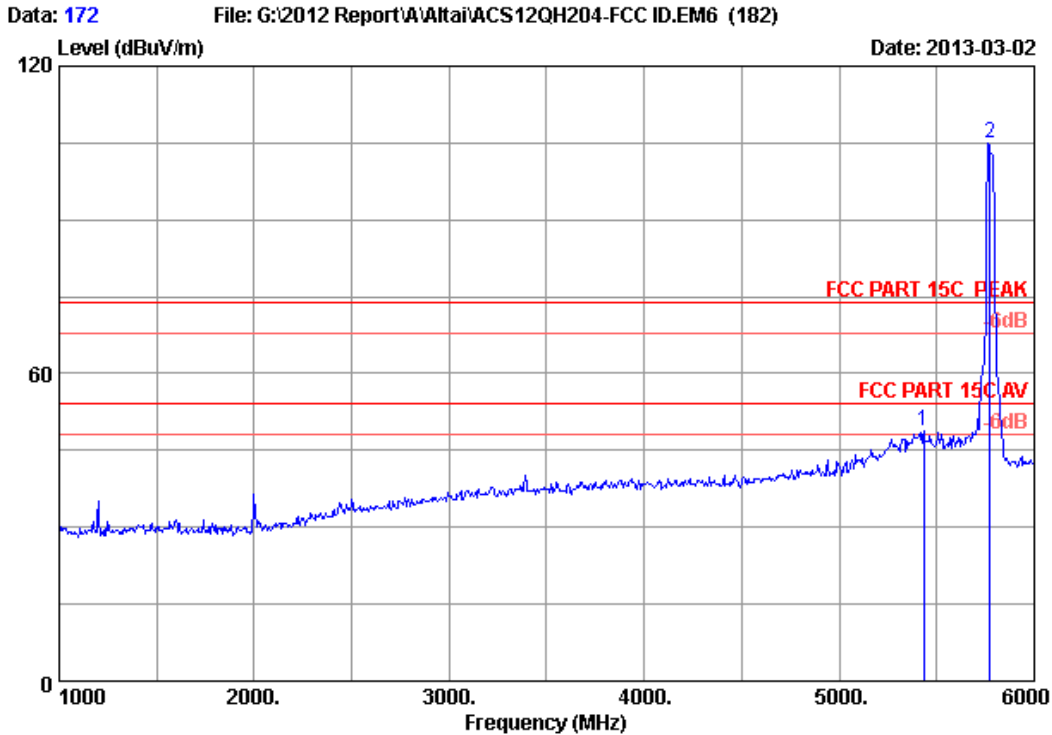


Site no. : 3m Chamber Data no. : 171
 Dis. / Ant. : 3m 2013 3115 (4580) Ant. pol. : VERTICAL
 Limit : FCC PART 15C PEAK
 Env. / Ins. : 23°C/54% Engineer : Leo-Li
 EUT : ASin Super WiFi Base Station
 Power supply : DC 56V From Adapter Input AC 120V/60Hz
 Test mode : IEEE802.11nHT40 CH 155 5775MHz Tx
 WA8011N-HE

	Freq. (MHz)	Ant. Factor (dB/m)	Cable loss (dB)	Amp. Factor (dB)	Reading (dBUV)	Emission Level (dBUV/m)	Limits (dBUV/m)	Margin (dB)	Remark
1	5490.000	33.98	9.28	35.70	41.50	49.06	74.00	24.94	Peak
2	5775.000	34.11	9.58	35.70	99.23	107.22	74.00	-33.22	Peak

Remarks:

1. Emission Level= Antenna Factor + Cable Loss -Amp Factor + Reading.
2. The emission levels that are 20dB below the official limit are not reported.

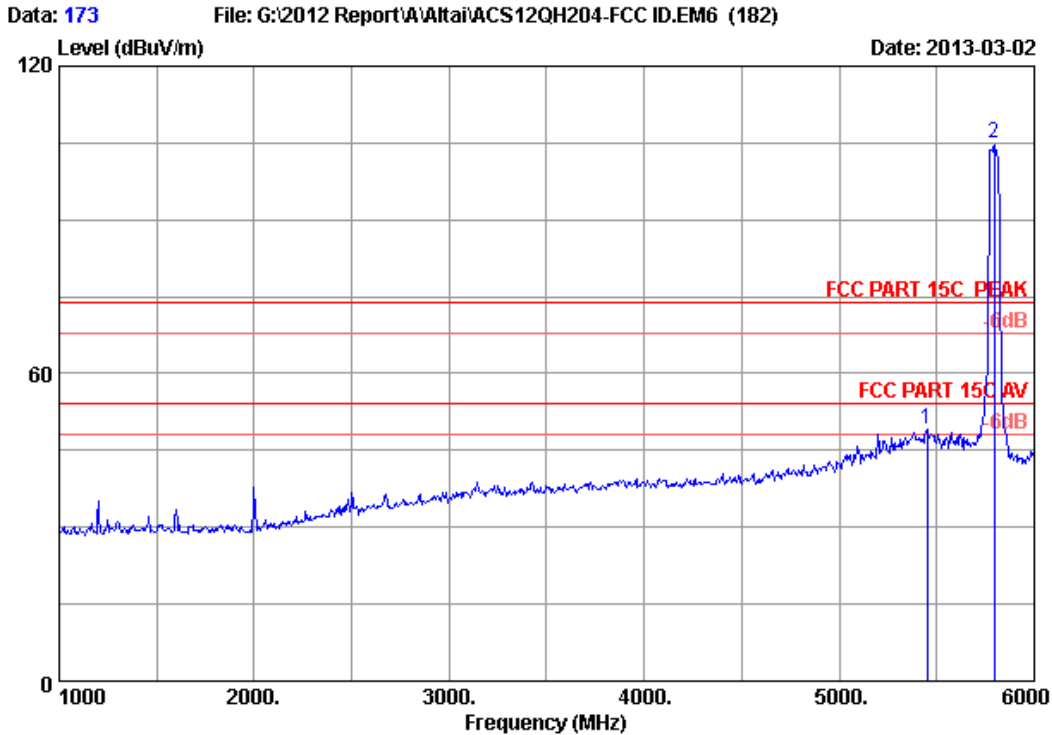


Site no. : 3m Chamber Data no. : 172
 Dis. / Ant. : 3m 2013 3115 (4580) Ant. pol. : HORIZONTAL
 Limit : FCC PART 15C PEAK
 Env. / Ins. : 23°C/54% Engineer : Leo-Li
 EUT : ASin Super WiFi Base Station
 Power supply : DC 56V From Adapter Input AC 120V/60Hz
 Test mode : IEEE802.11nHT40 CH 155 5775MHz Tx
 WA8011N-HE

	Freq.	Ant.	Cable	Amp.	Emission				Remark
	(MHz)	Factor	loss	Factor	Reading	Level	Limits	Margin	
		(dB/m)	(dB)	(dB)	(dBUV)	(dBUV/m)	(dBUV/m)	(dB)	
1	5435.000	33.90	9.22	35.70	41.53	48.95	74.00	25.05	Peak
2	5775.000	34.11	9.58	35.70	96.89	104.88	74.00	-30.88	Peak

Remarks:

1. Emission Level= Antenna Factor + Cable Loss -Amp Factor + Reading.
2. The emission levels that are 20dB below the official limit are not reported.

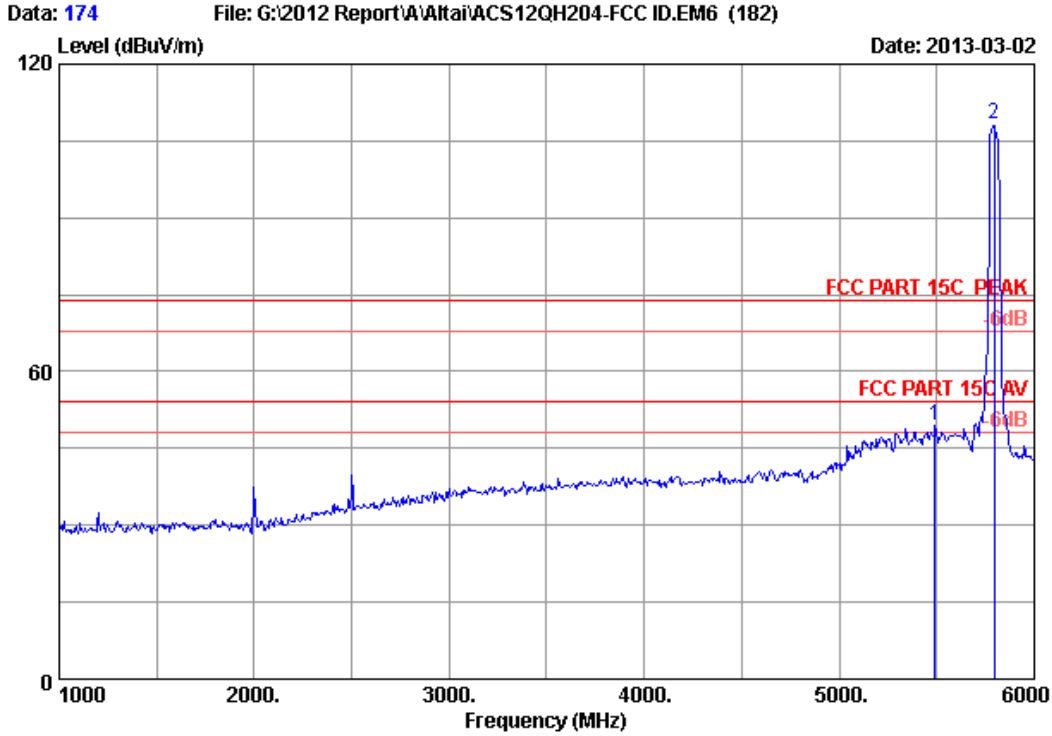


Site no. : 3m Chamber Data no. : 173
 Dis. / Ant. : 3m 2013 3115 (4580) Ant. pol. : HORIZONTAL
 Limit : FCC PART 15C PEAK
 Env. / Ins. : 23°C/54% Engineer : Leo-Li
 EUT : ASin Super WiFi Base Station
 Power supply : DC 56V From Adapter Input AC 120V/60Hz
 Test mode : IEEE802.11nHT40 CH 159 5795MHz Tx
 WA8011N-HE

Freq. (MHz)	Ant. Factor (dB/m)	Cable loss (dB)	Amp. Factor (dB)	Reading (dBUV)	Emission			Remark
					Level (dBUV/m)	Limits (dBUV/m)	Margin (dB)	
1 5450.000	33.92	9.24	35.70	41.76	49.22	74.00	24.78	Peak
2 5795.000	34.12	9.60	35.70	96.87	104.89	74.00	-30.89	Peak

Remarks:

1. Emission Level= Antenna Factor + Cable Loss -Amp Factor + Reading.
2. The emission levels that are 20dB below the official limit are not reported.

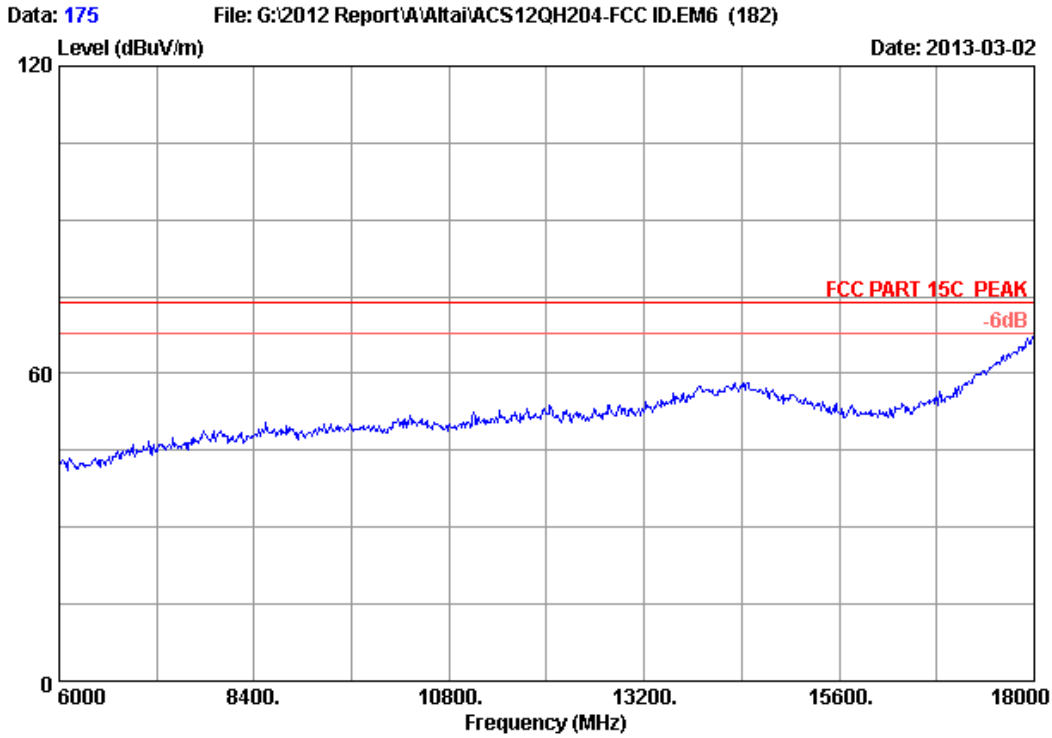


Site no. : 3m Chamber Data no. : 174
 Dis. / Ant. : 3m 2013 3115 (4580) Ant. pol. : VERTICAL
 Limit : FCC PART 15C PEAK
 Env. / Ins. : 23°C/54% Engineer : Leo-Li
 EUT : ASin Super WiFi Base Station
 Power supply : DC 56V From Adapter Input AC 120V/60Hz
 Test mode : IEEE802.11nHT40 CH 159 5795MHz Tx
 WA8011N-HE

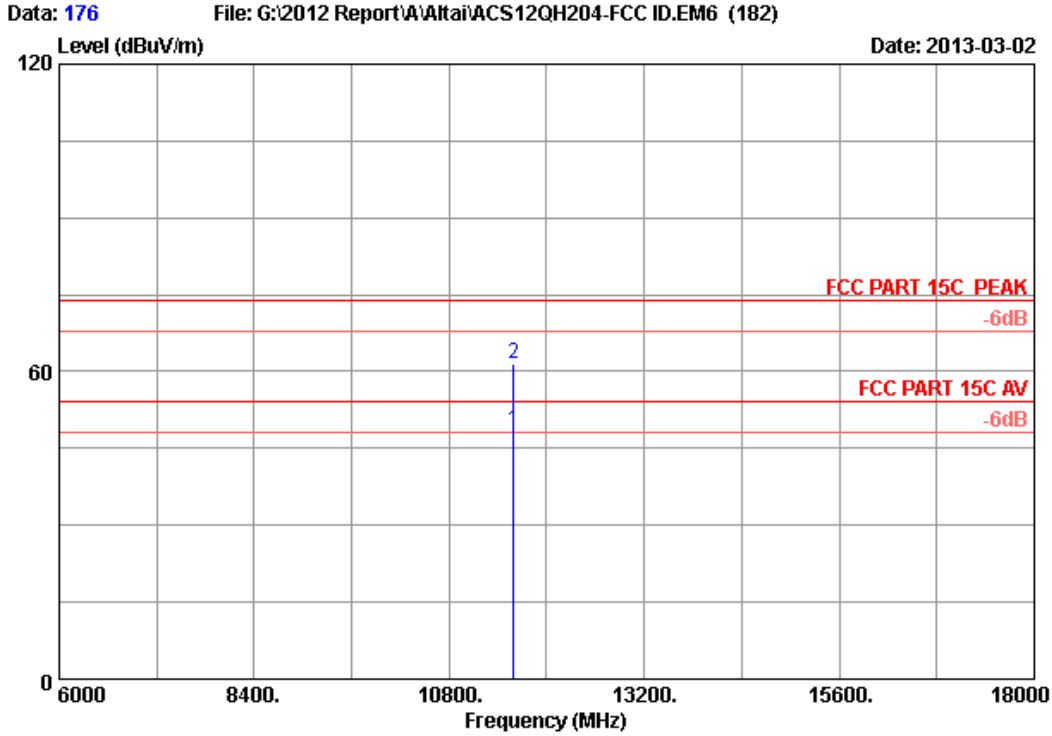
	Freq.	Ant.	Cable	Amp.	Emission				Remark
	(MHz)	(dB/m)	loss	Factor	Reading	Level	Limits	Margin	
			(dB)	(dB)	(dBUV)	(dBUV/m)	(dBUV/m)	(dB)	
1	5490.000	33.98	9.28	35.70	42.02	49.58	74.00	24.42	Peak
2	5795.000	34.12	9.60	35.70	100.32	108.34	74.00	-34.34	Peak

Remarks:

1. Emission Level= Antenna Factor + Cable Loss -Amp Factor + Reading.
2. The emission levels that are 20dB below the official limit are not reported.



Site no. : 3m Chamber Data no. : 175
Dis. / Ant. : 3m 2013 3115 (4580) Ant. pol. : VERTICAL
Limit : FCC PART 15C PEAK
Env. / Ins. : 23°C/54% Engineer : Leo-Li
EUT : A8in Super WiFi Base Station
Power supply : DC 56V From Adapter Input AC 120V/60Hz
Test mode : IEEE802.11nHT40 CH 159 5795MHz Tx
WA8011N-HE

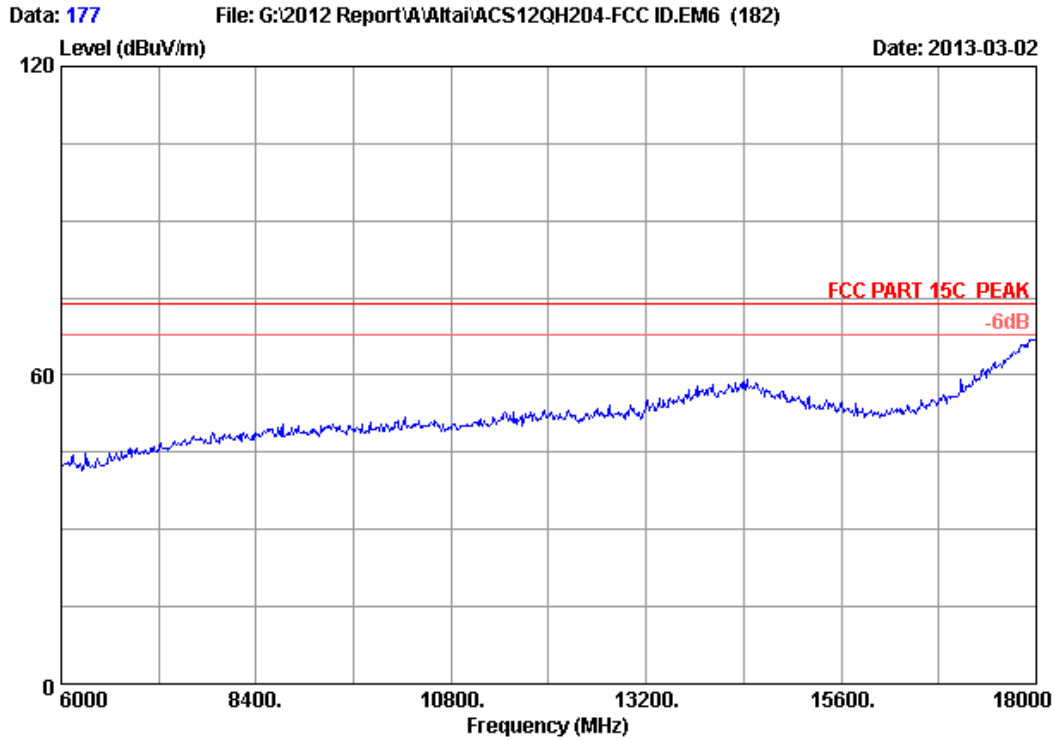


Site no. : 3m Chamber Data no. : 176
 Dis. / Ant. : 3m 2013 3115 (4580) Ant. pol. : VERTICAL
 Limit : FCC PART 15C PEAK
 Env. / Ins. : 23°C/54% Engineer : Leo-Li
 EUT : ASin Super WiFi Base Station
 Power supply : DC 56V From Adapter Input AC 120V/60Hz
 Test mode : IEEE802.11nHT40 CH 159 5795MHz Tx
 WA8011N-HE

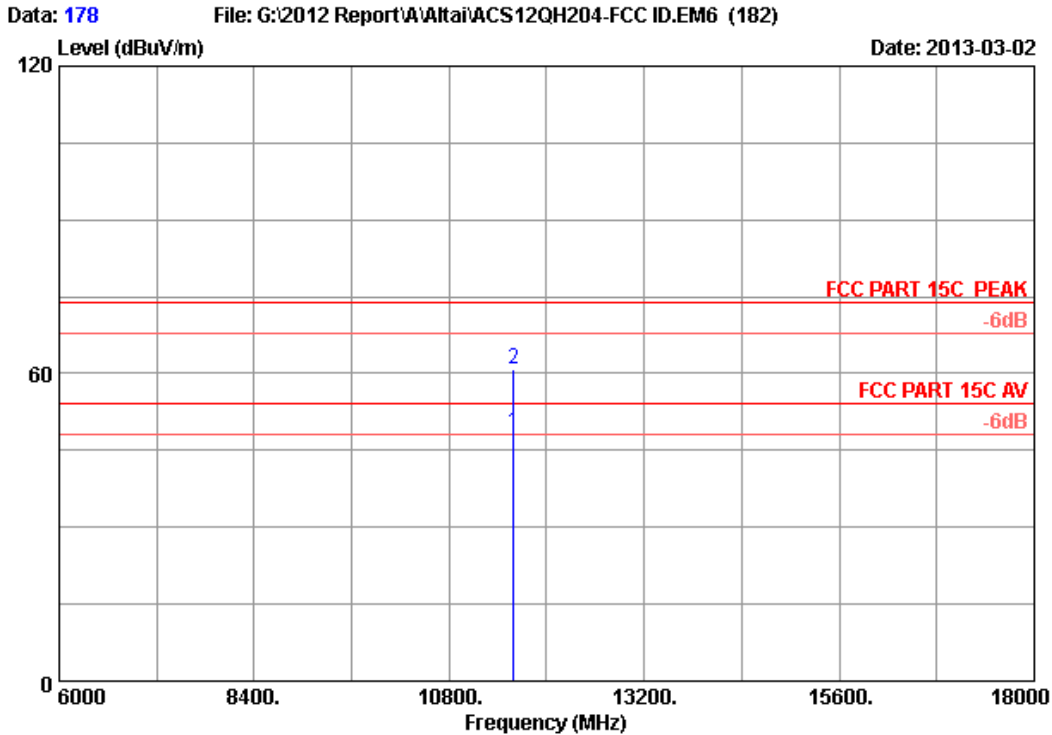
	Freq. (MHz)	Ant. Factor (dB/m)	Cable loss (dB)	Amp. Factor (dB)	Reading (dBUV)	Emission Level (dBUV/m)	Limits (dBUV/m)	Margin (dB)	Remark
1	11590.000	38.83	13.34	35.26	31.46	48.37	54.00	5.63	Average
2	11590.000	38.83	13.34	35.26	44.74	61.65	74.00	12.35	Peak

Remarks:

1. Emission Level= Antenna Factor + Cable Loss -Amp Factor + Reading.
2. The emission levels that are 20dB below the official limit are not reported.



Site no. : 3m Chamber Data no. : 177
Dis. / Ant. : 3m 2013 3115 (4580) Ant. pol. : HORIZONTAL
Limit : FCC PART 15C PEAK
Env. / Ins. : 23°C/54% Engineer : Leo-Li
EUT : A8in Super WiFi Base Station
Power supply : DC 56V From Adapter Input AC 120V/60Hz
Test mode : IEEE802.11nHT40 CH 159 5795MHz Tx
WA8011N-HE



Site no. : 3m Chamber Data no. : 178
 Dis. / Ant. : 3m 2013 3115 (4580) Ant. pol. : HORIZONTAL
 Limit : FCC PART 15C PEAK
 Env. / Ins. : 23°C/54% Engineer : Leo-Li
 EUT : ASin Super WiFi Base Station
 Power supply : DC 56V From Adapter Input AC 120V/60Hz
 Test mode : IEEE802.11nHT40 CH 159 5795MHz Tx
 WA8011N-HE

	Freq. (MHz)	Ant. Factor (dB/m)	Cable loss (dB)	Amp. Factor (dB)	Reading (dBUV)	Emission Level (dBUV/m)	Limits (dBUV/m)	Margin (dB)	Remark
1	11590.000	38.83	13.34	35.26	31.64	48.55	54.00	5.45	Average
2	11590.000	38.83	13.34	35.26	43.85	60.76	74.00	13.24	Peak

Remarks:

1. Emission Level= Antenna Factor + Cable Loss -Amp Factor + Reading.
2. The emission levels that are 20dB below the official limit are not reported.

5. CONDUCTED SPURIOUS EMISSIONS

5.1. Test Equipment

Item	Equipment	Manufacturer	Model No.	Serial No.	Last Cal.	Cal. Interval
1.	PXA Signal Analyzer	Agilent	N9030A	MY51380221	Oct.31, 12	1 Year
2.	Attenuator	Agilent	8491B	MY39262165	May.08,13	1 Year
3.	RF Cable	Hubersuhner	SUCOFLEX102	28618/2	May.08,13	1Year

5.2. Limit

In any 100kHz bandwidth outside the frequency bands in which the spread spectrum intentional radiator is operating, the radio frequency power that is produced by the intentional radiator shall be at least 20dB below that in the 100kHz bandwidth within the band that contains the highest level of the desired power.

5.3. Test Procedure

The transmitter output was connected to a spectrum analyzer, The resolution bandwidth is set to 100 kHz, The video bandwidth is set to 300 kHz and measure all the emissions detected.

Note: The cable loss and attenuator loss were offset into spectrum analyzer as an amplitude offset.

The frequency range from 30MHz to 10th harmonic (40GHz) are checked. and no any emissions were found from 25GHz to 40 GHz, So the conducted spurious emissions from 25GHz to 40GHz were not record.

5.4. Test result

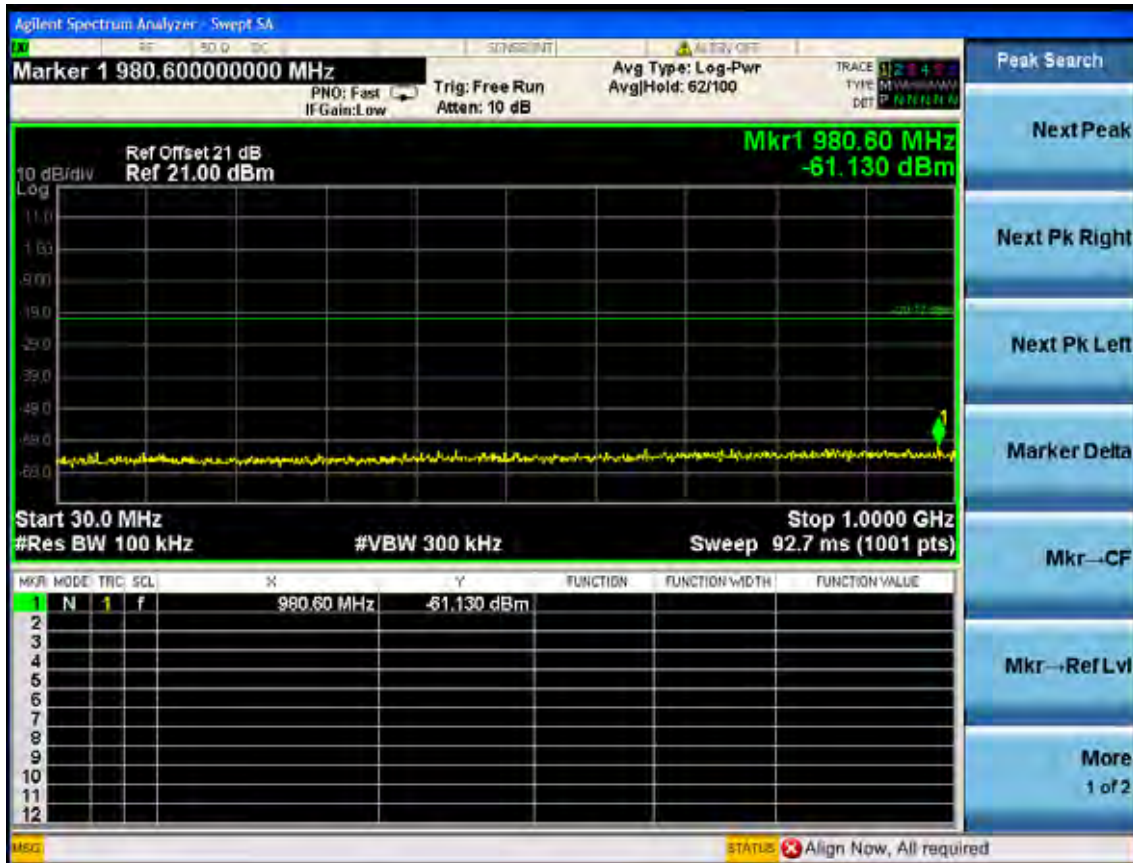
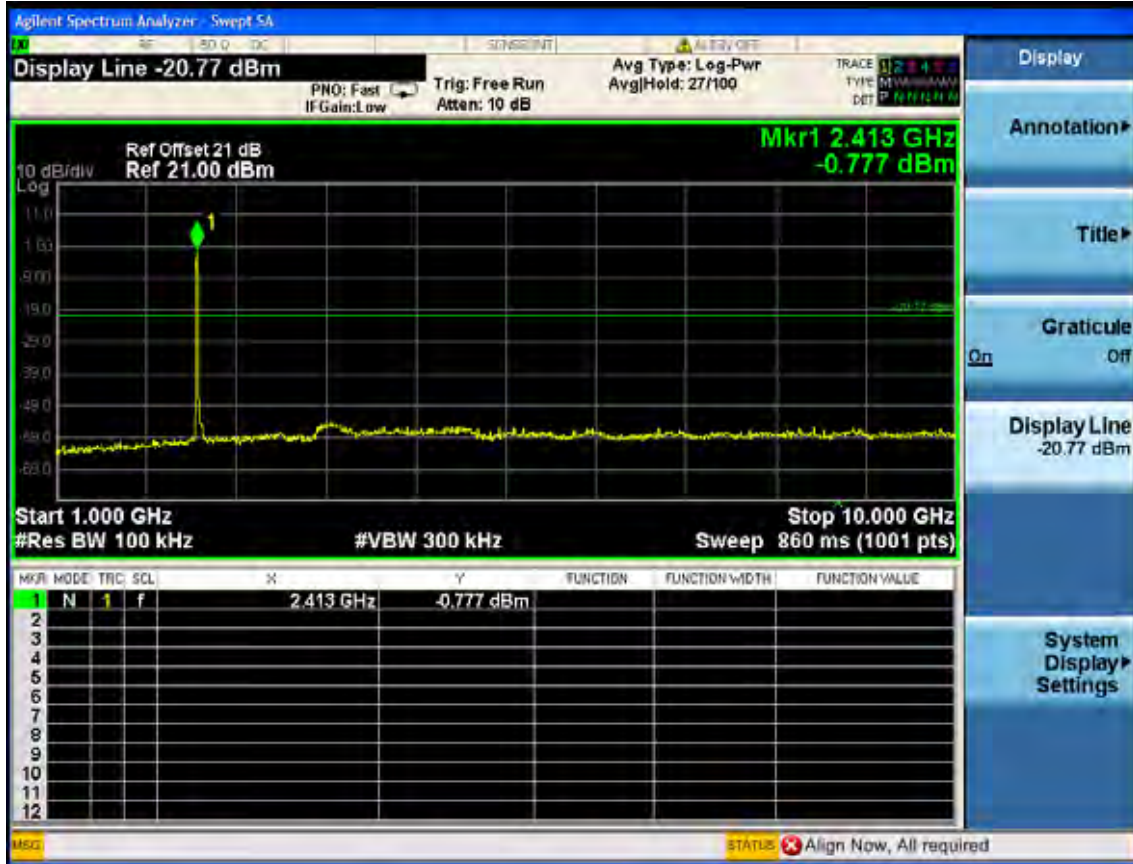
PASS (The testing data was attached in the next pages.)

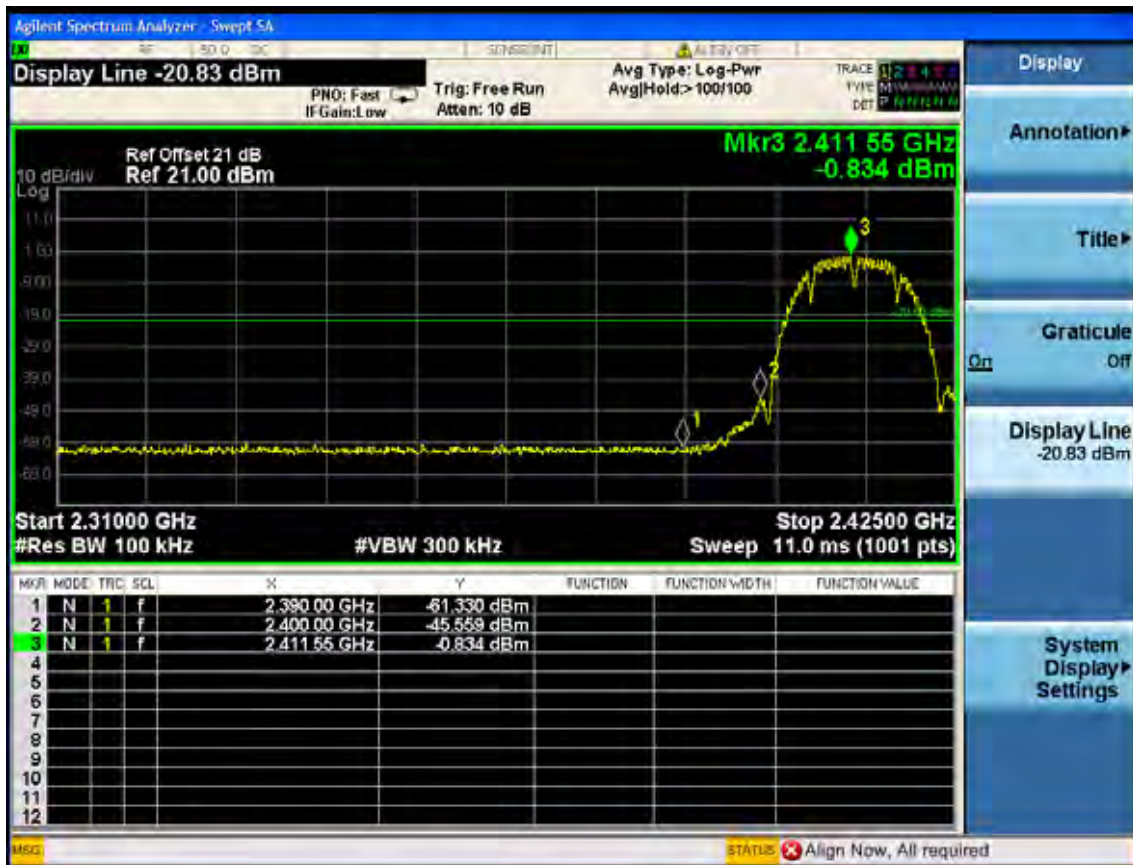
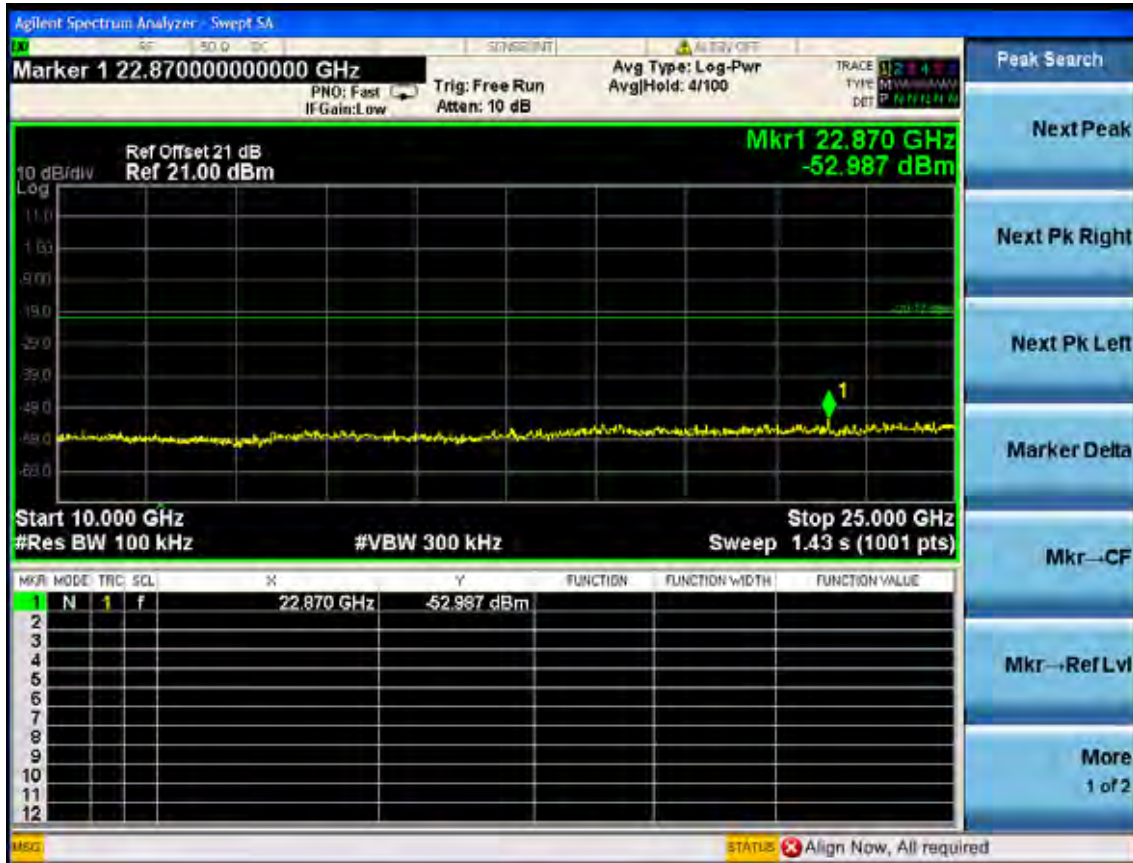
2.4G:

Chain 1:

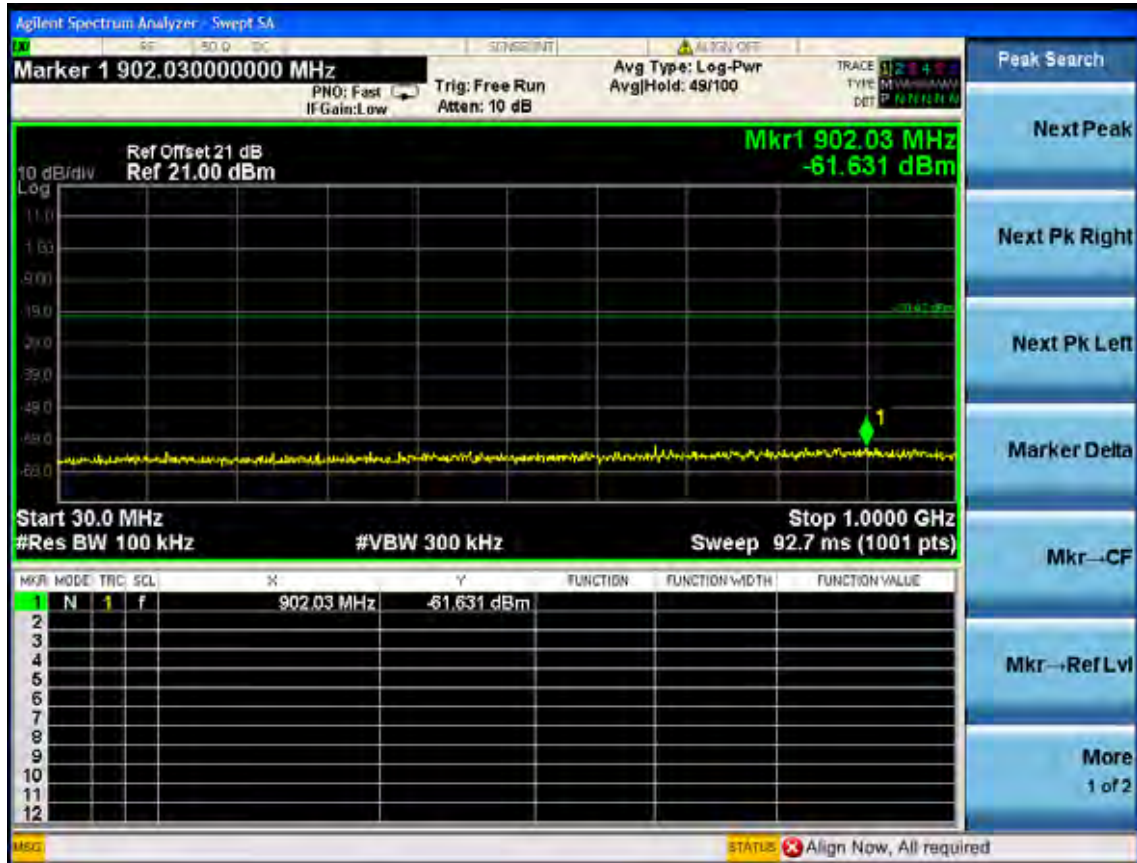
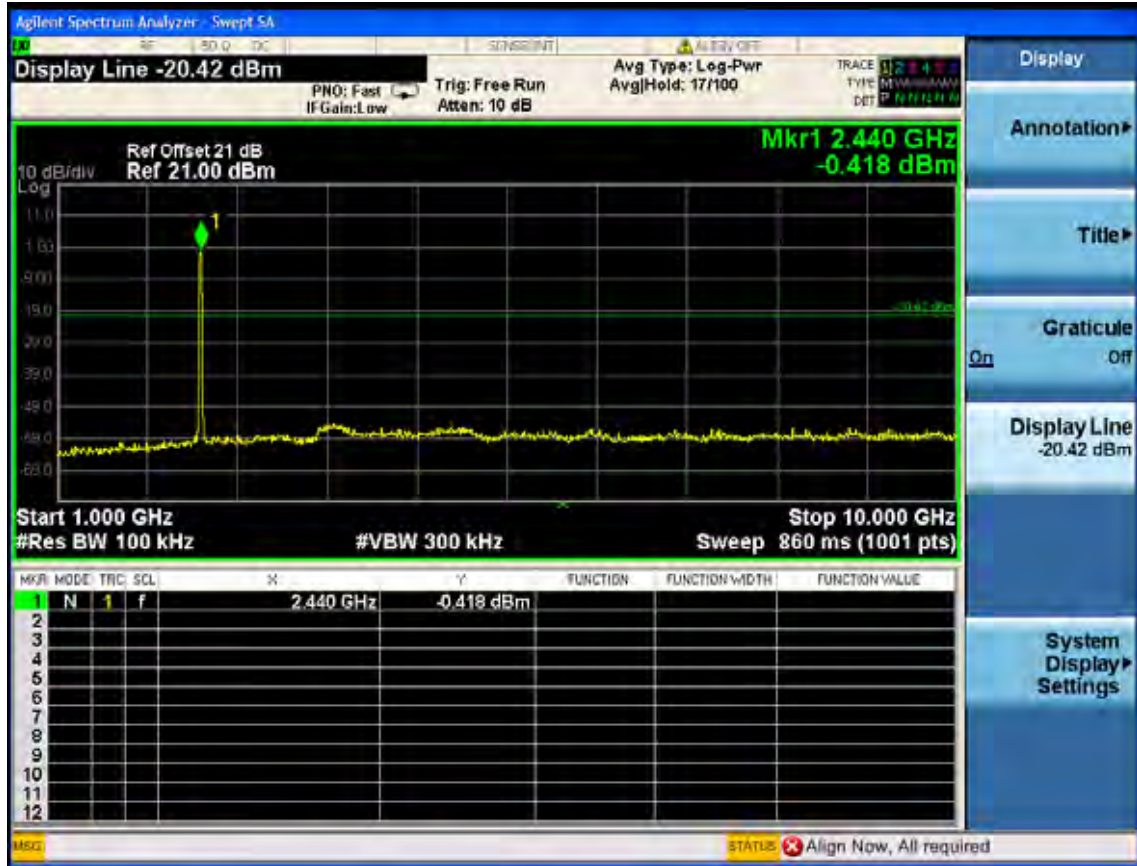
Test Mode: IEEE 802.11b TX

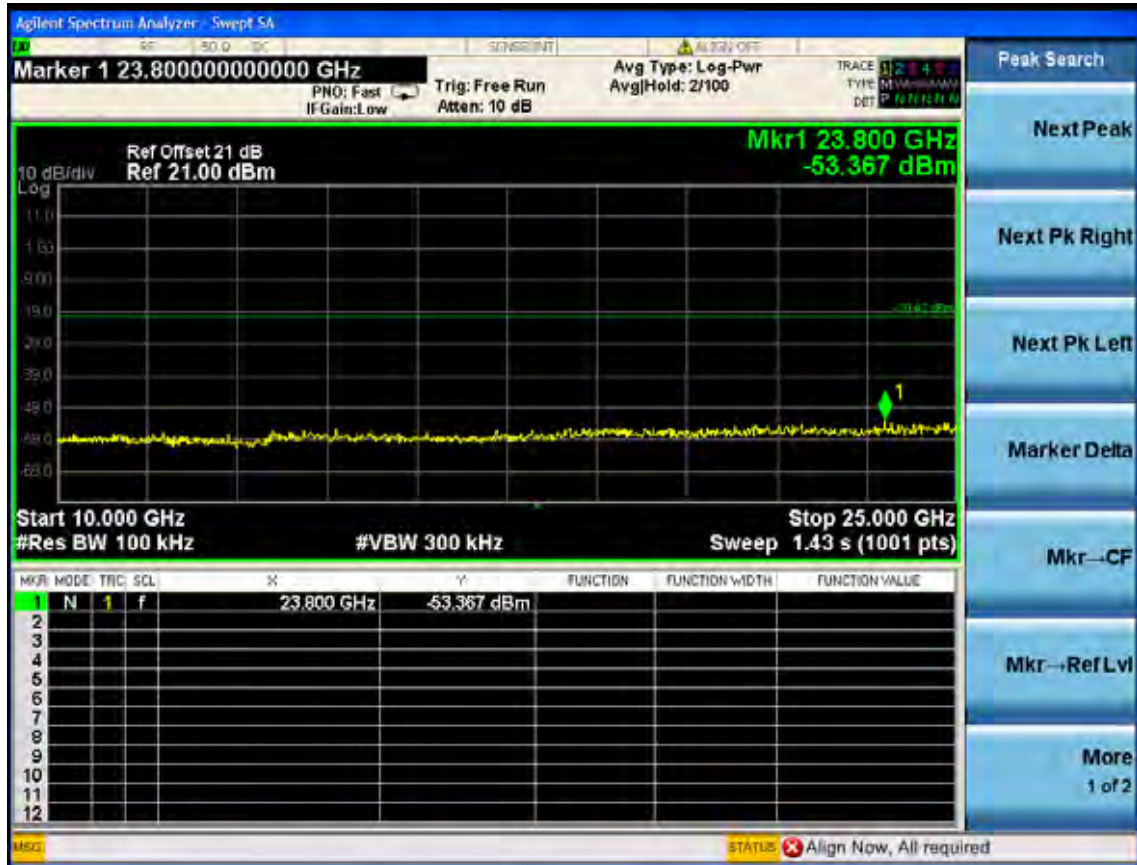
Test CH1: 2412MHz



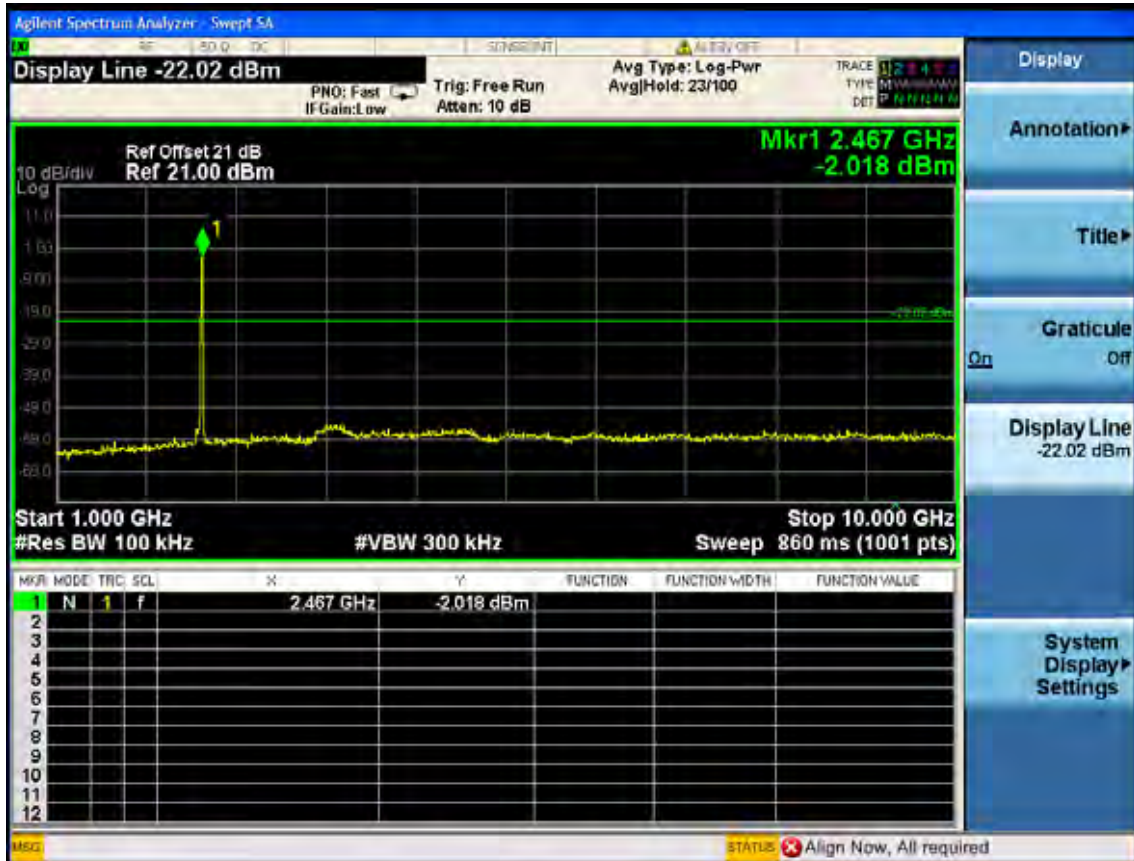


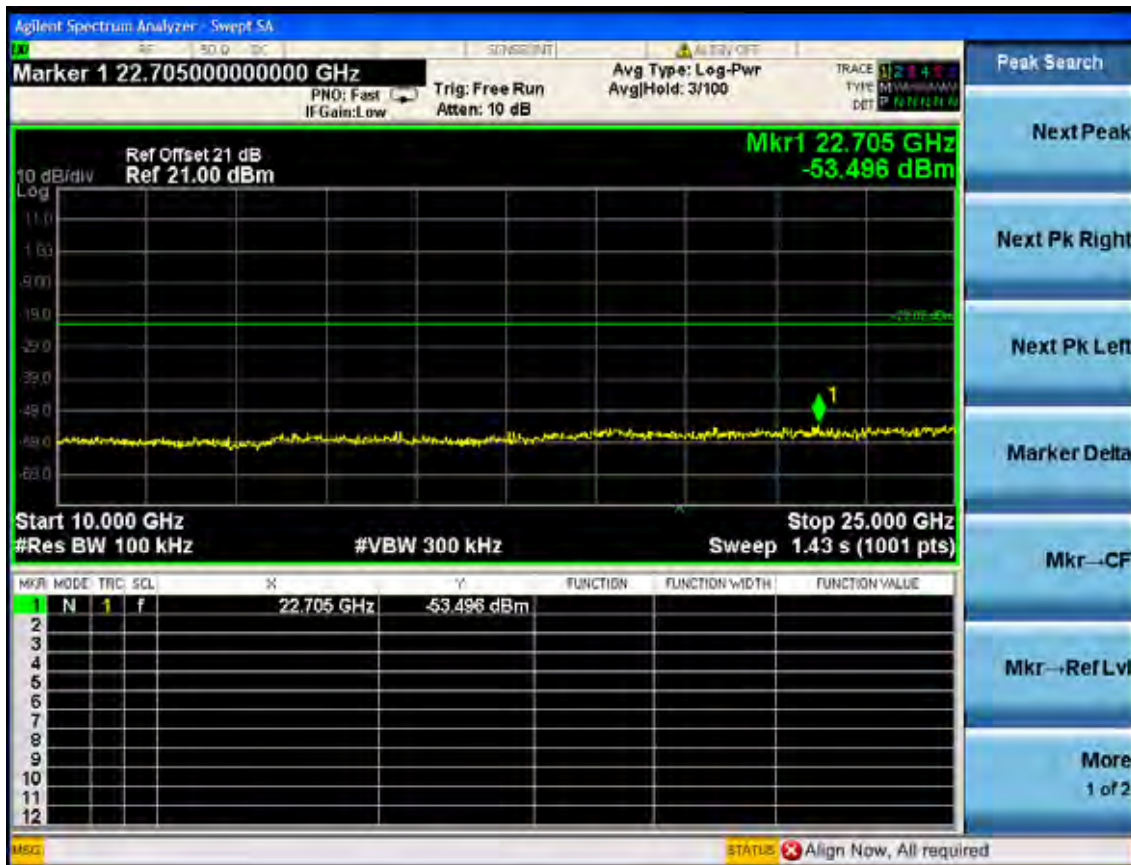
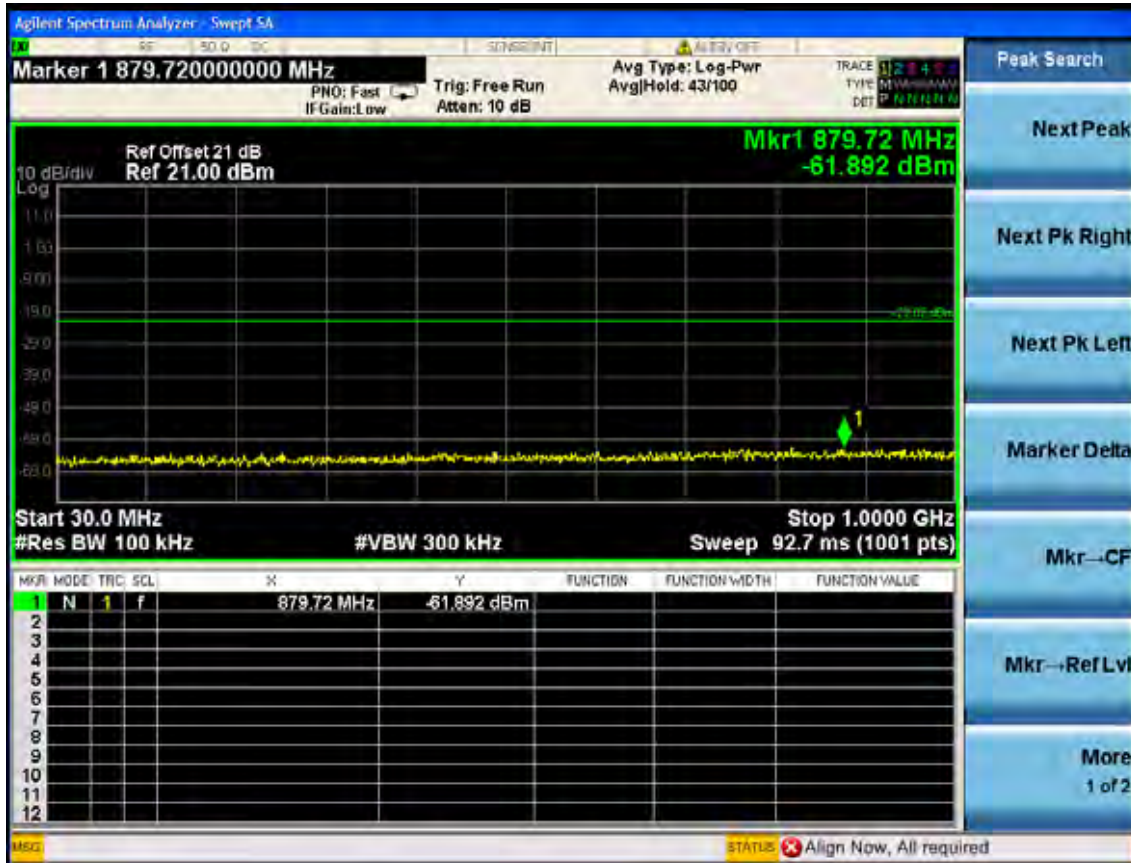
Test CH6: 2437MHz

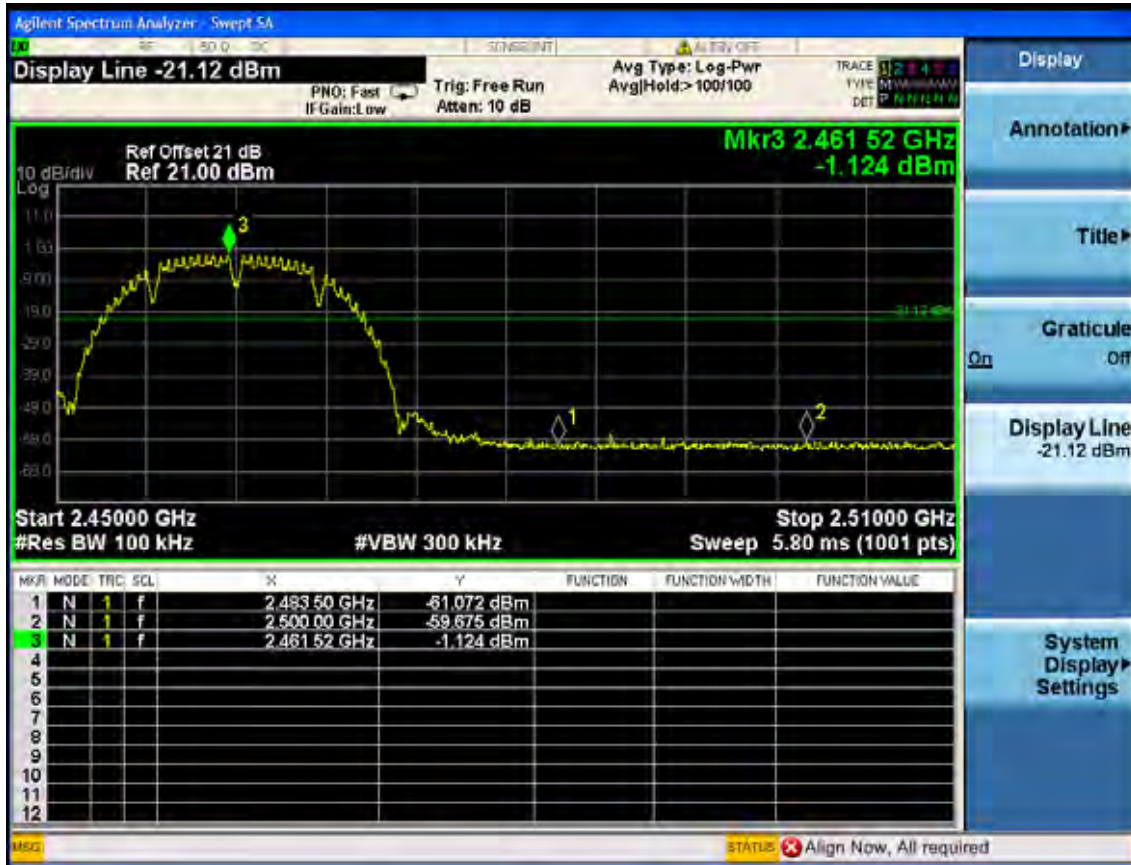




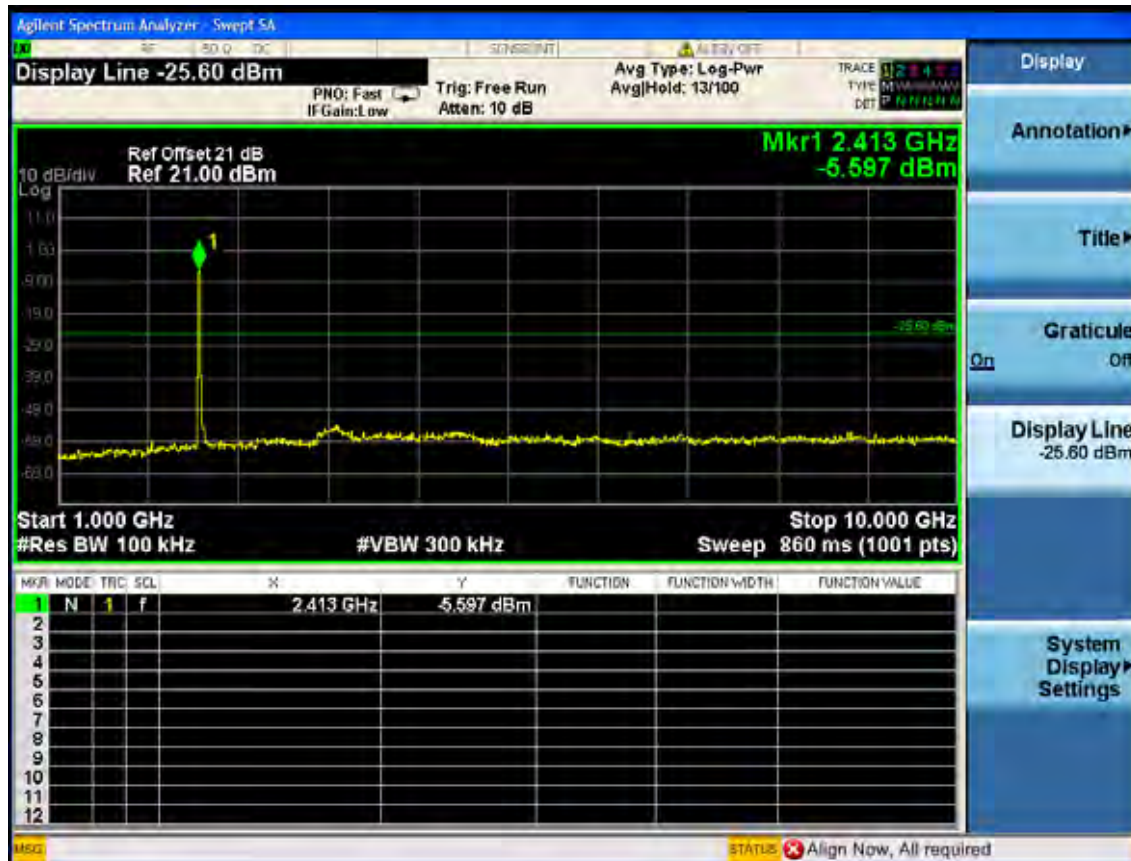
Test CH1: 2462MHz

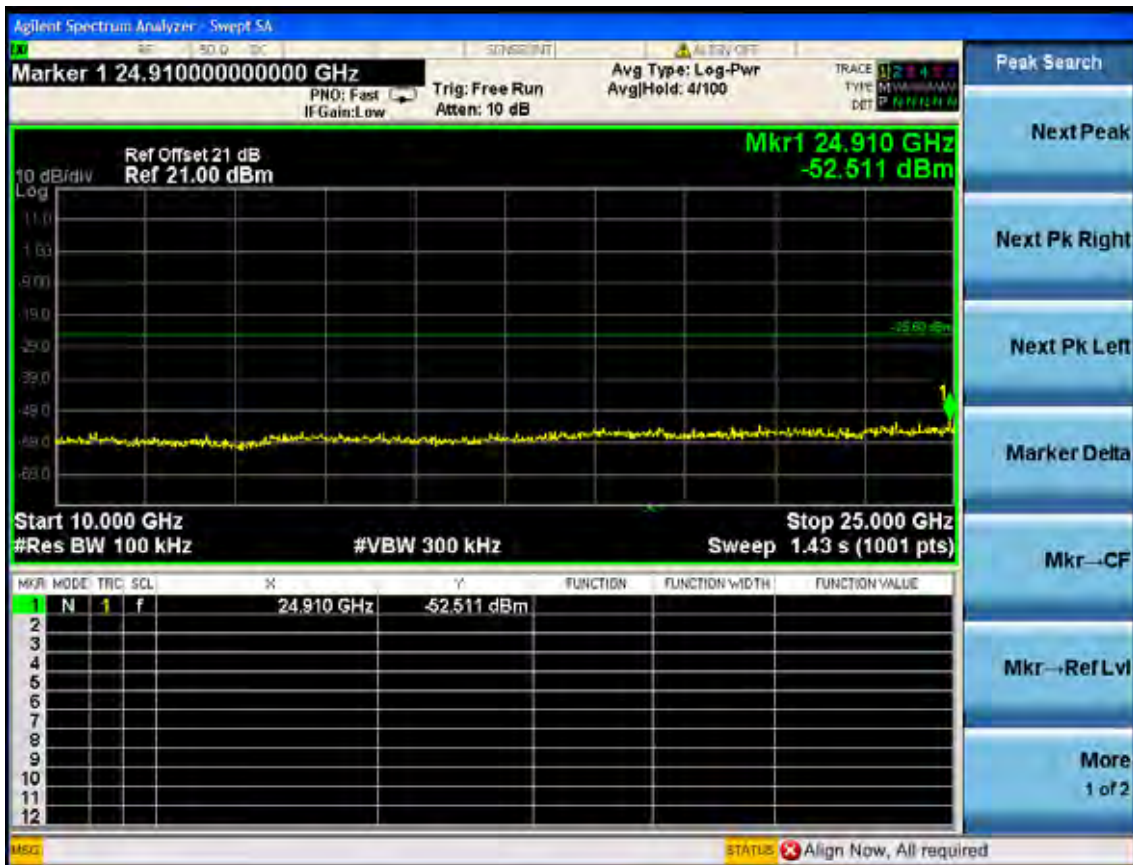
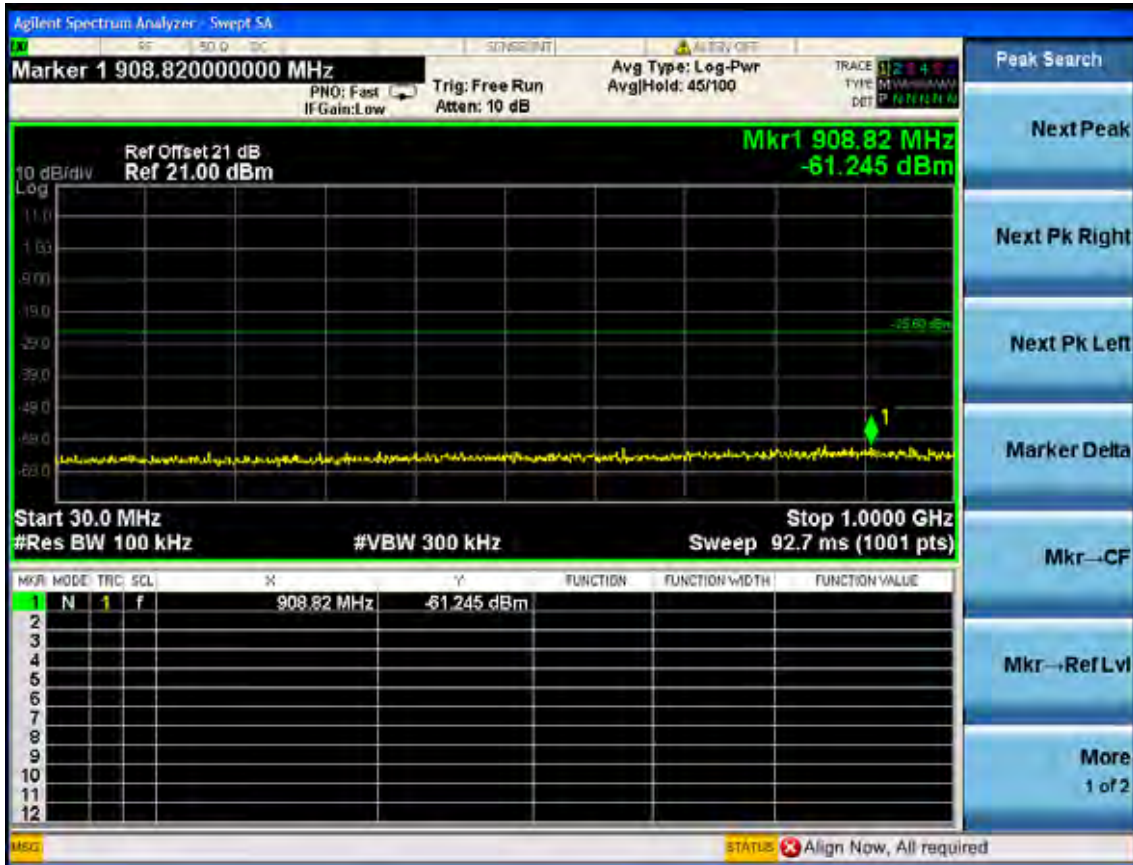


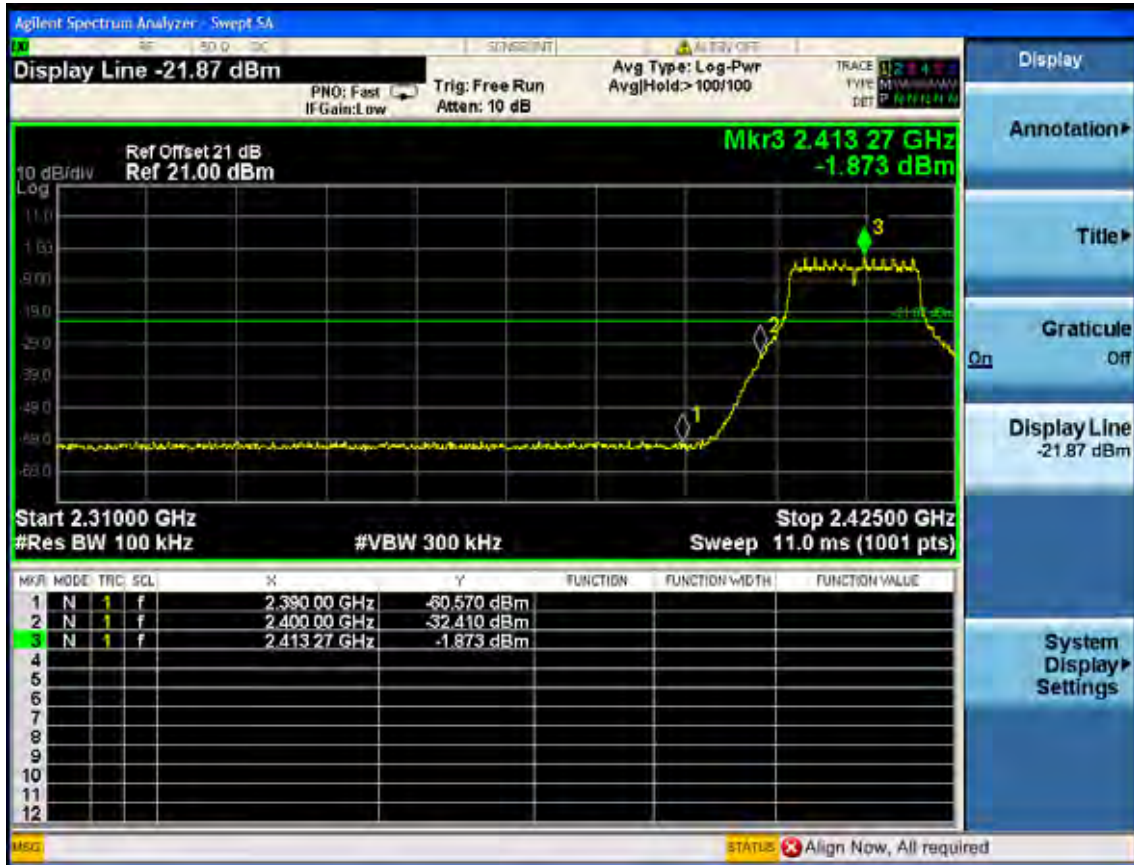




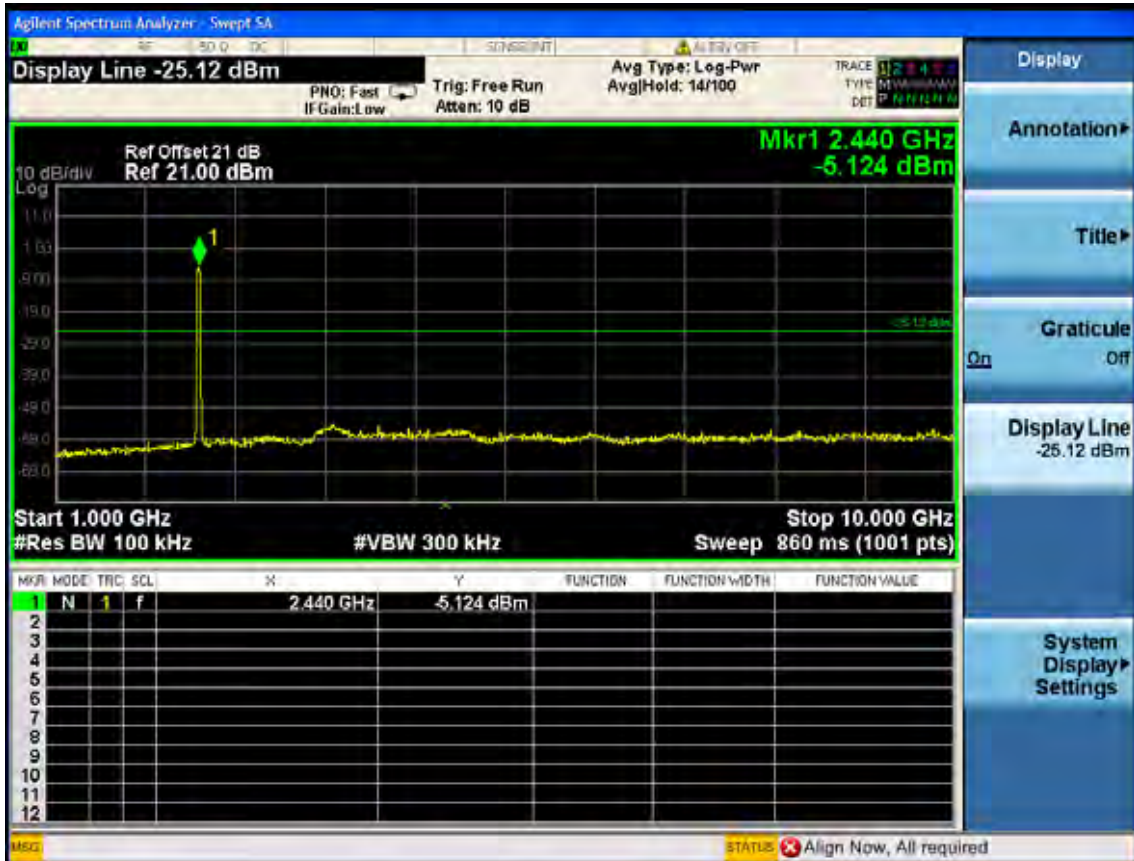
Test Mode: IEEE 802.11g TX
Test CH1: 2412MHz

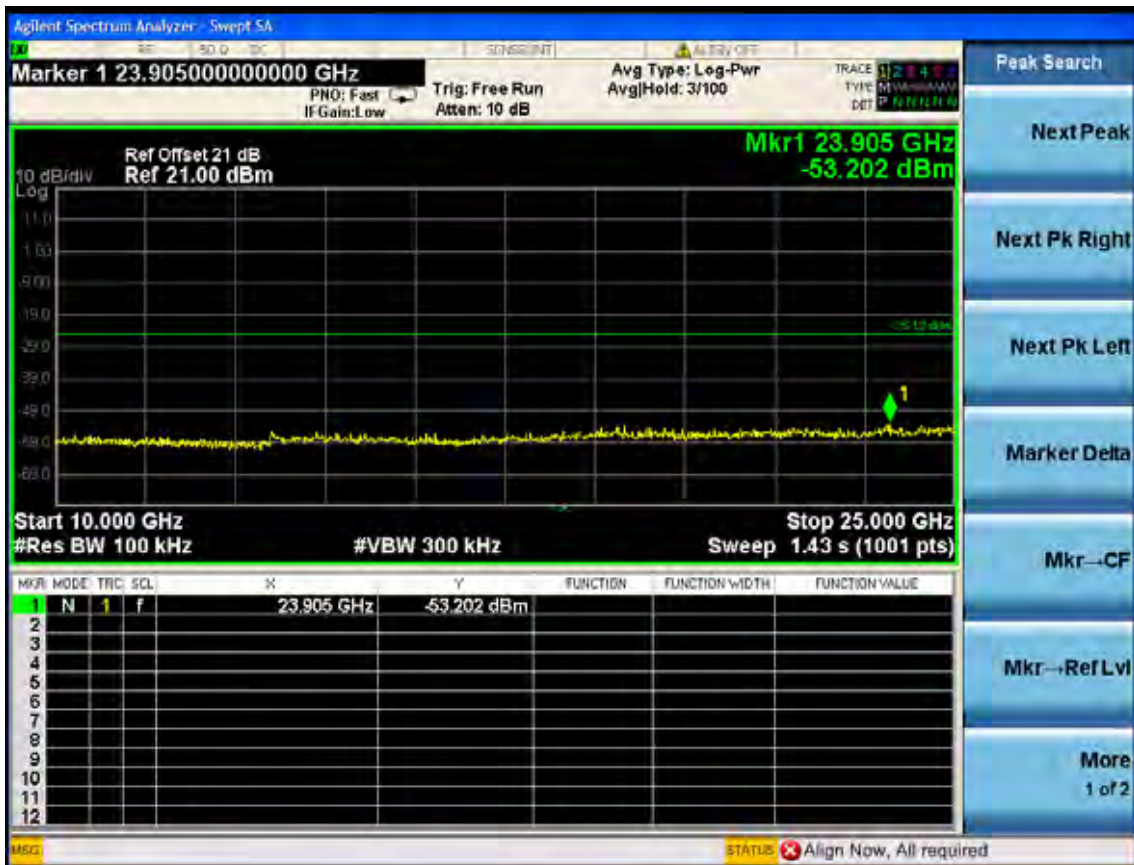
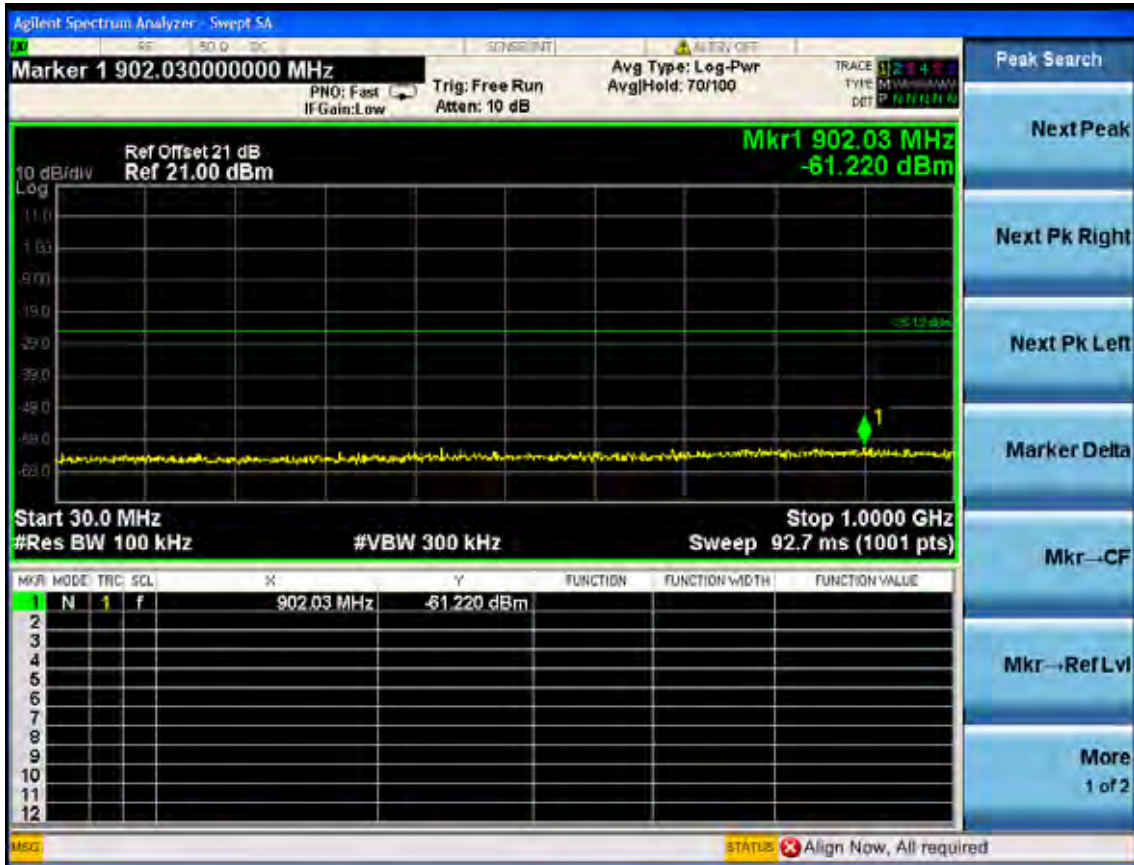




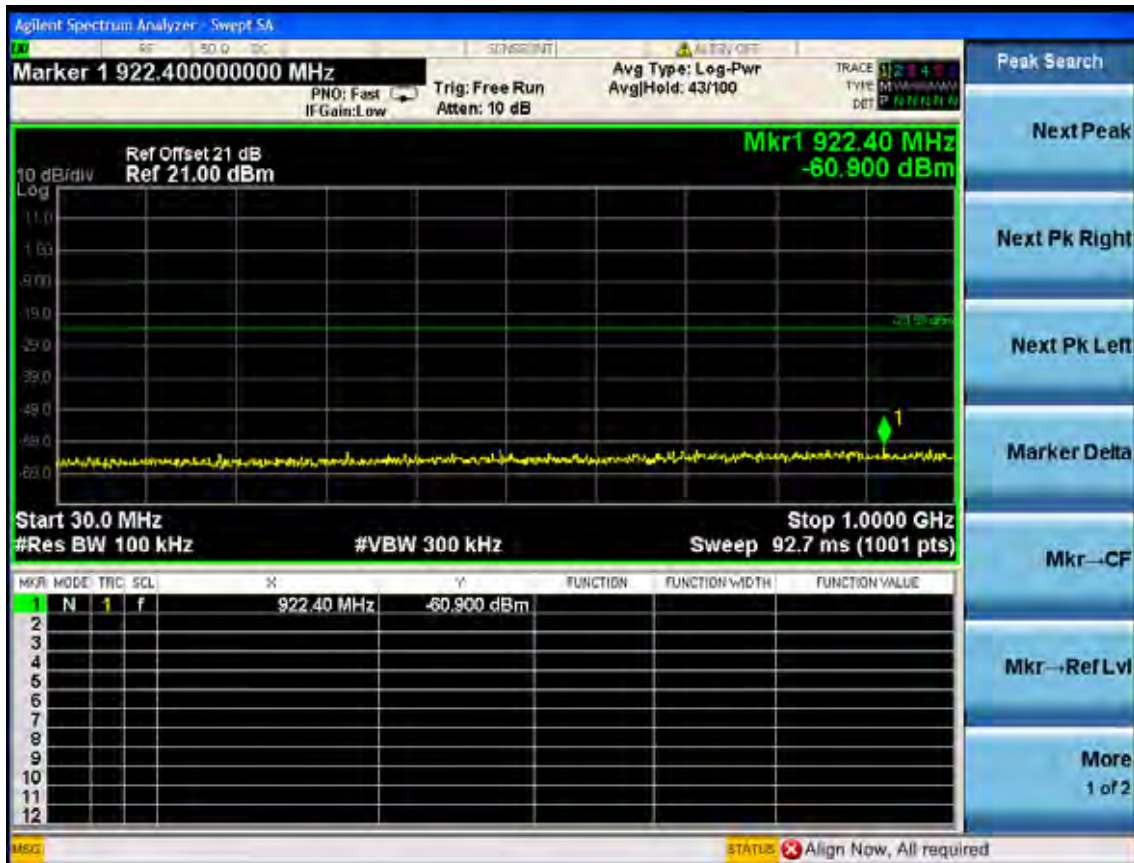
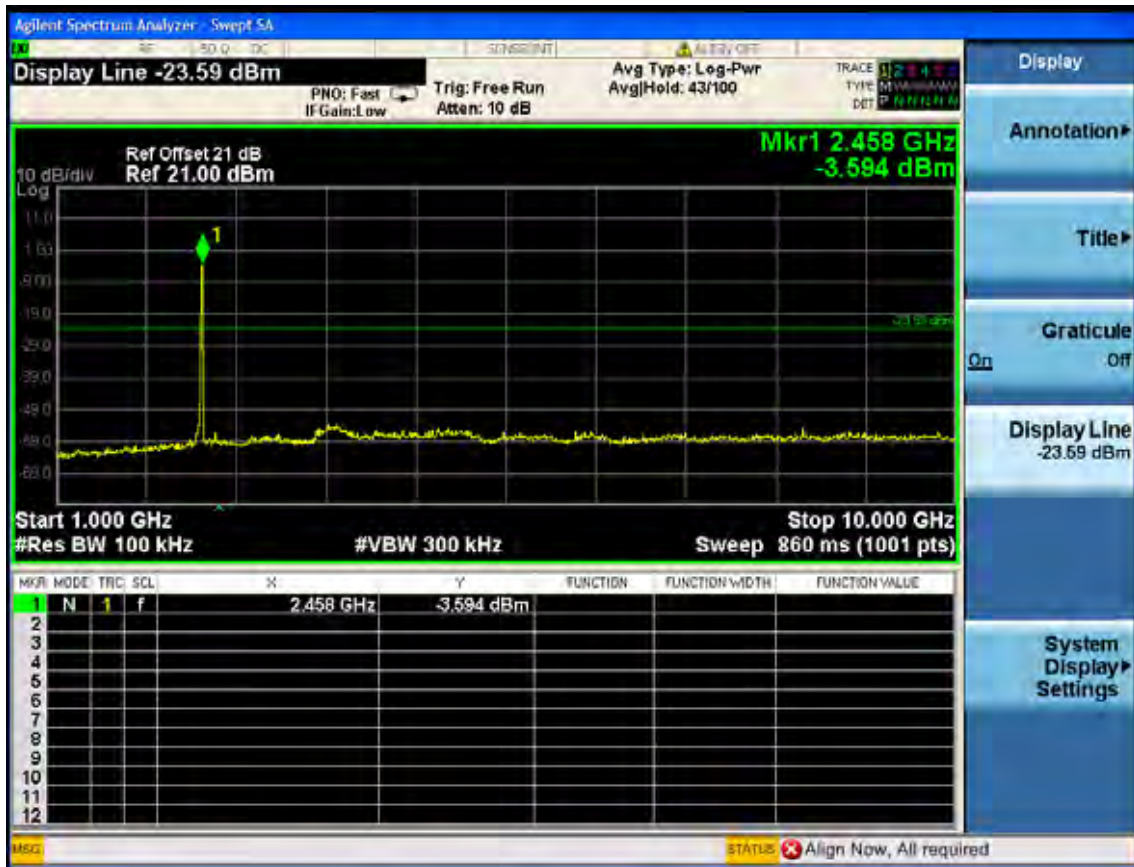


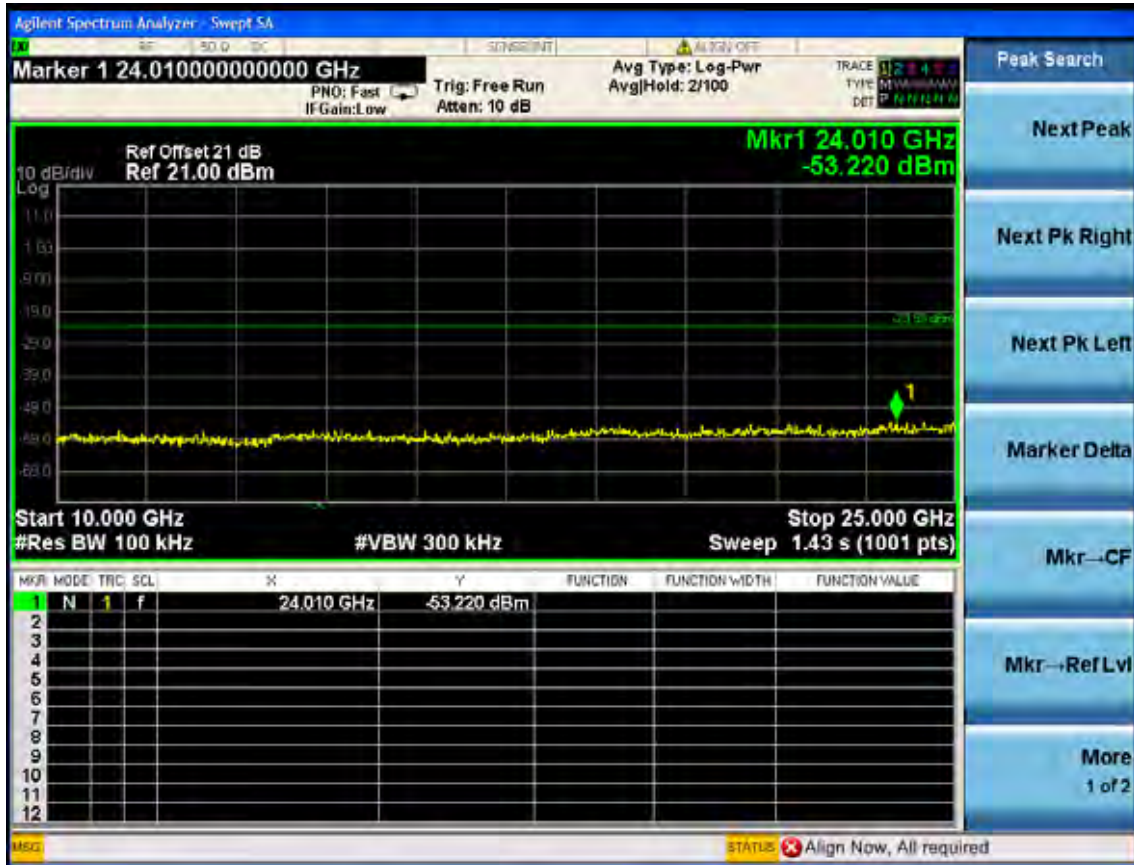
Test CH6: 2437MHz



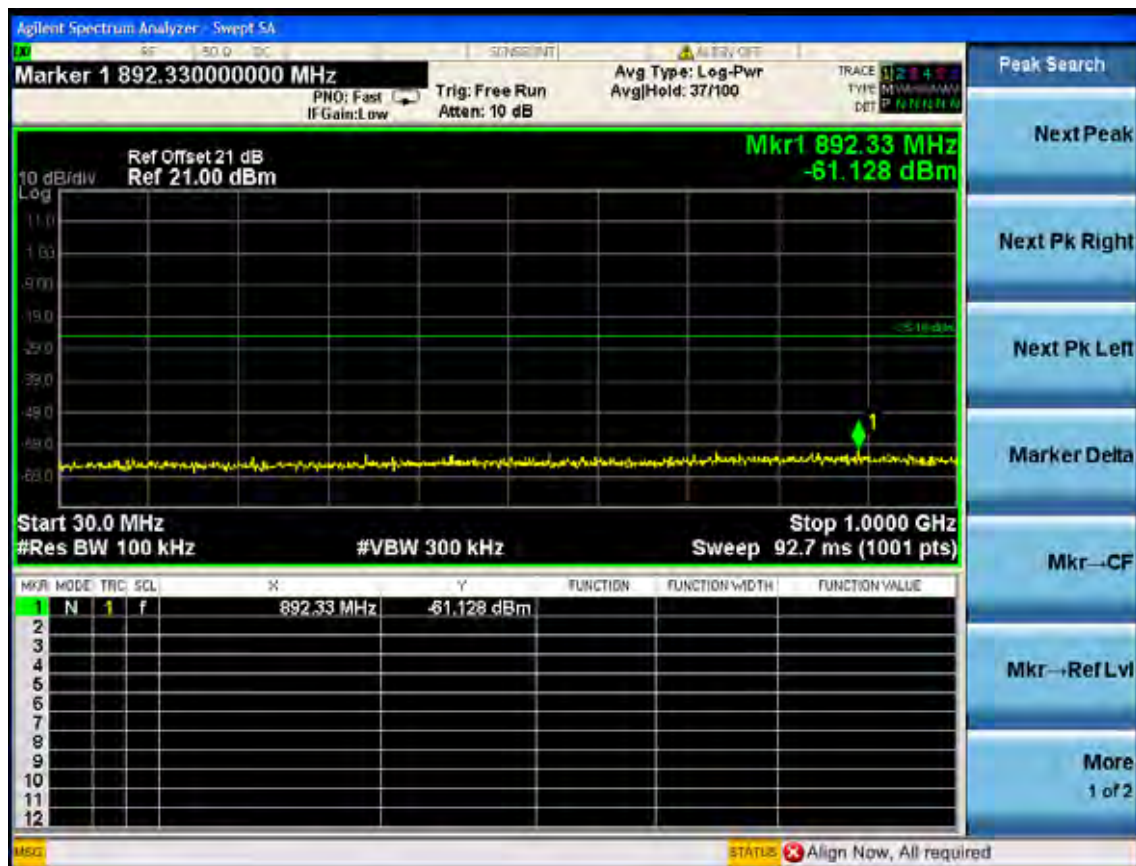
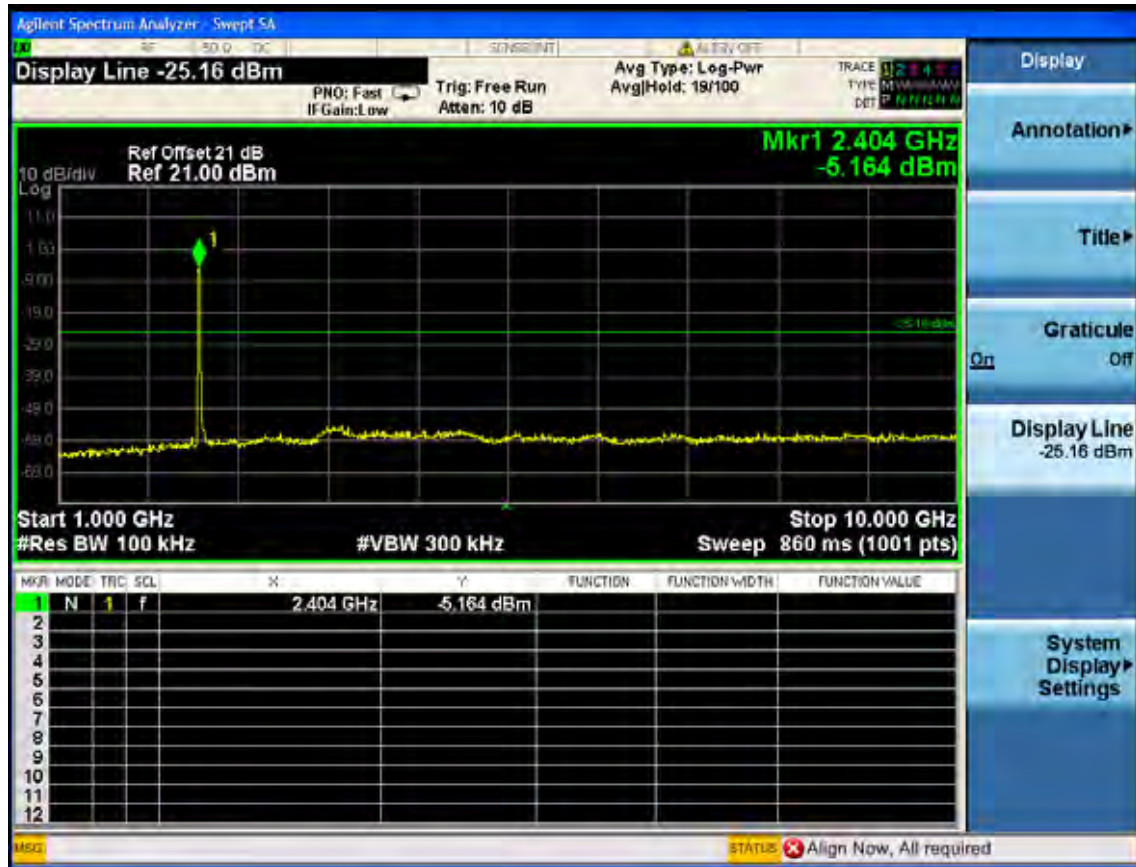


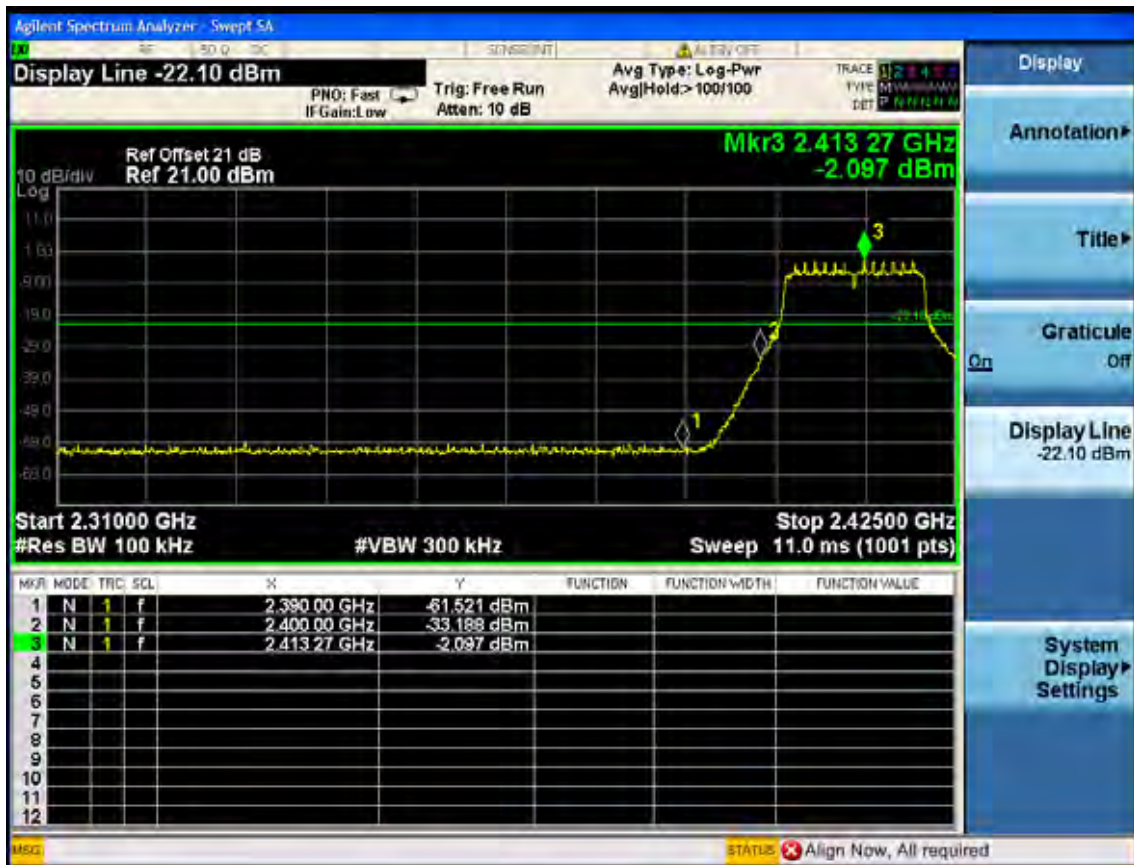
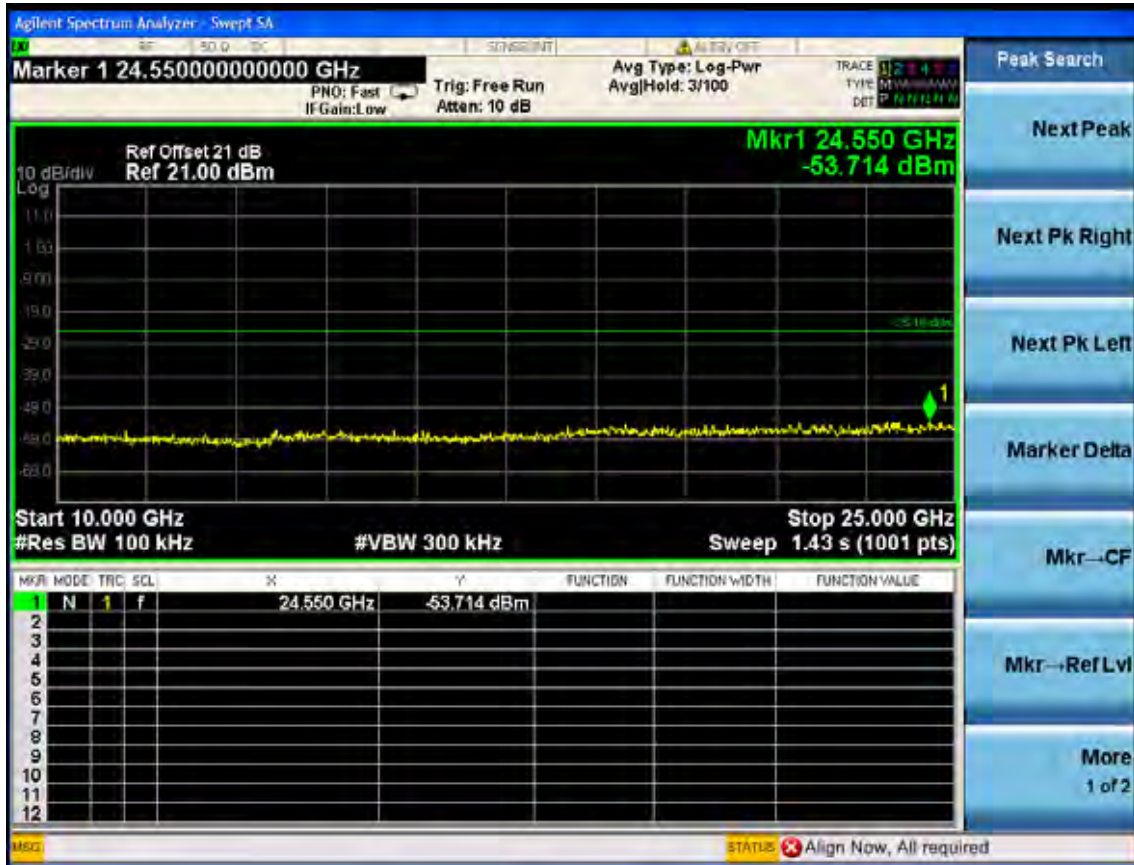
Test CH11: 2462MHz



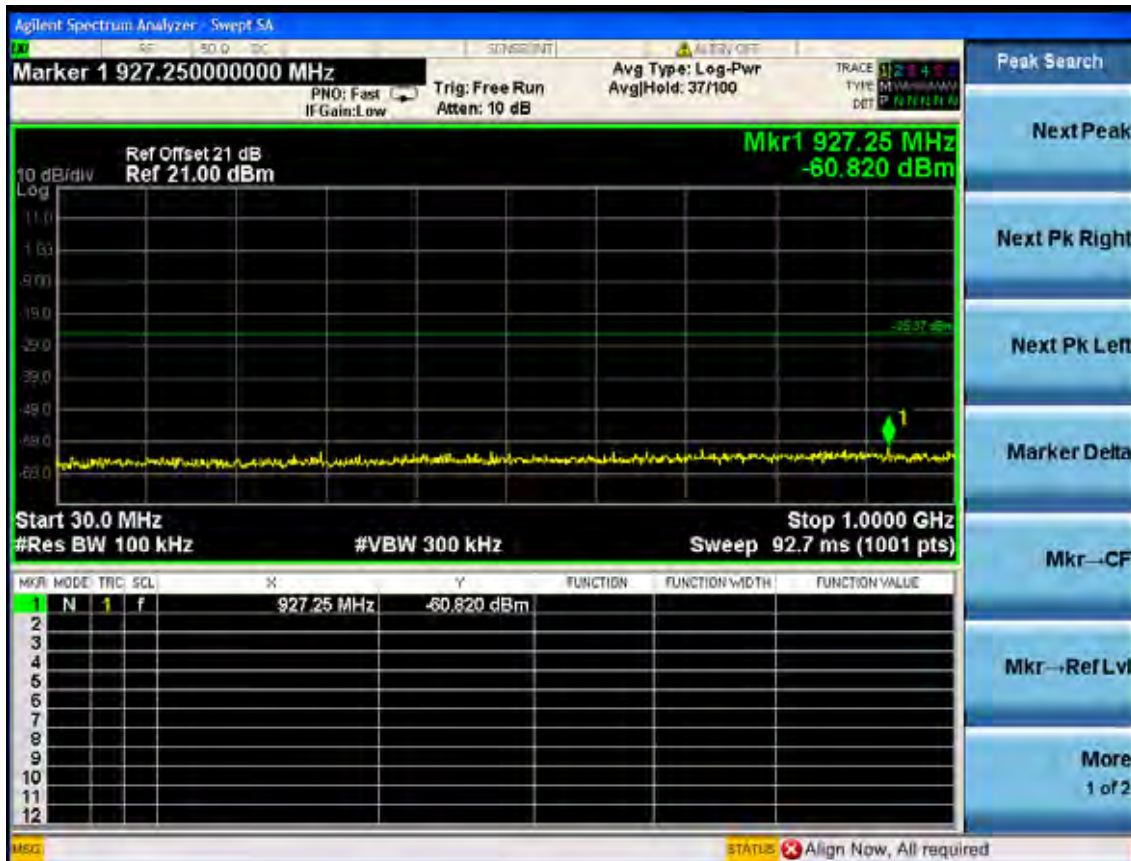
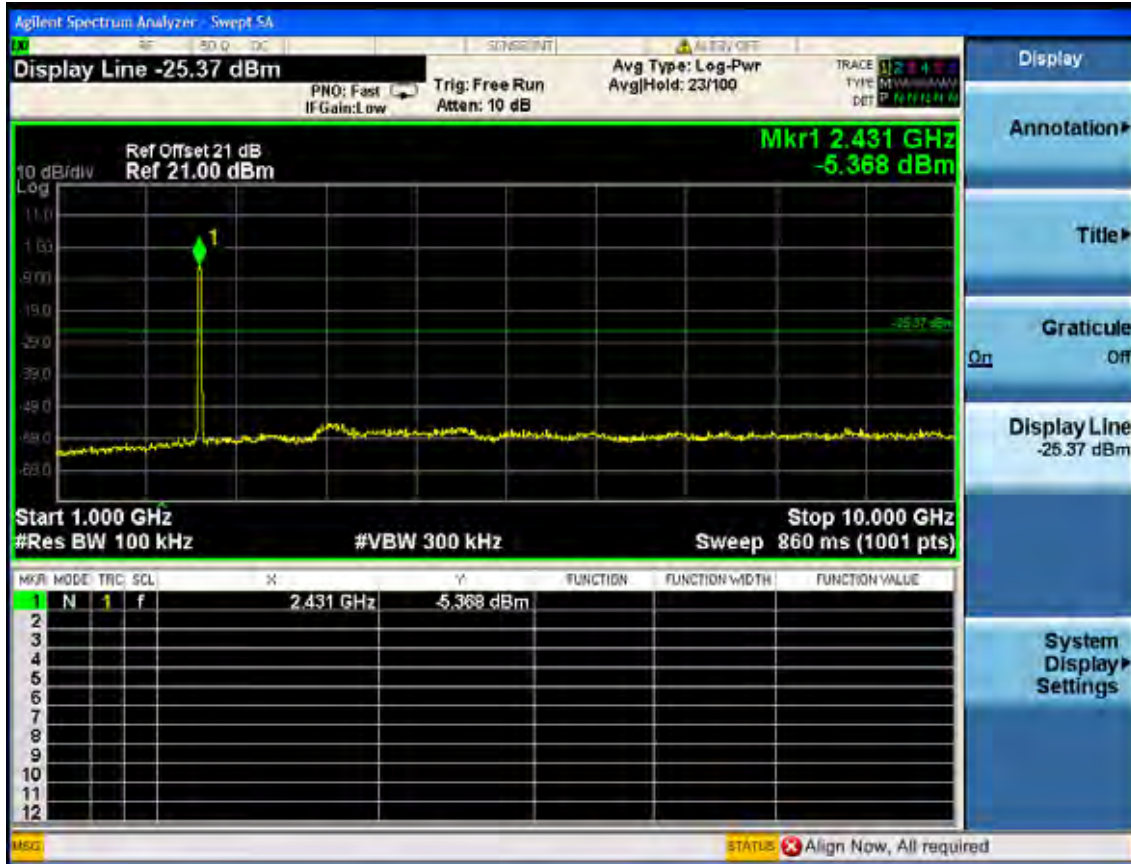


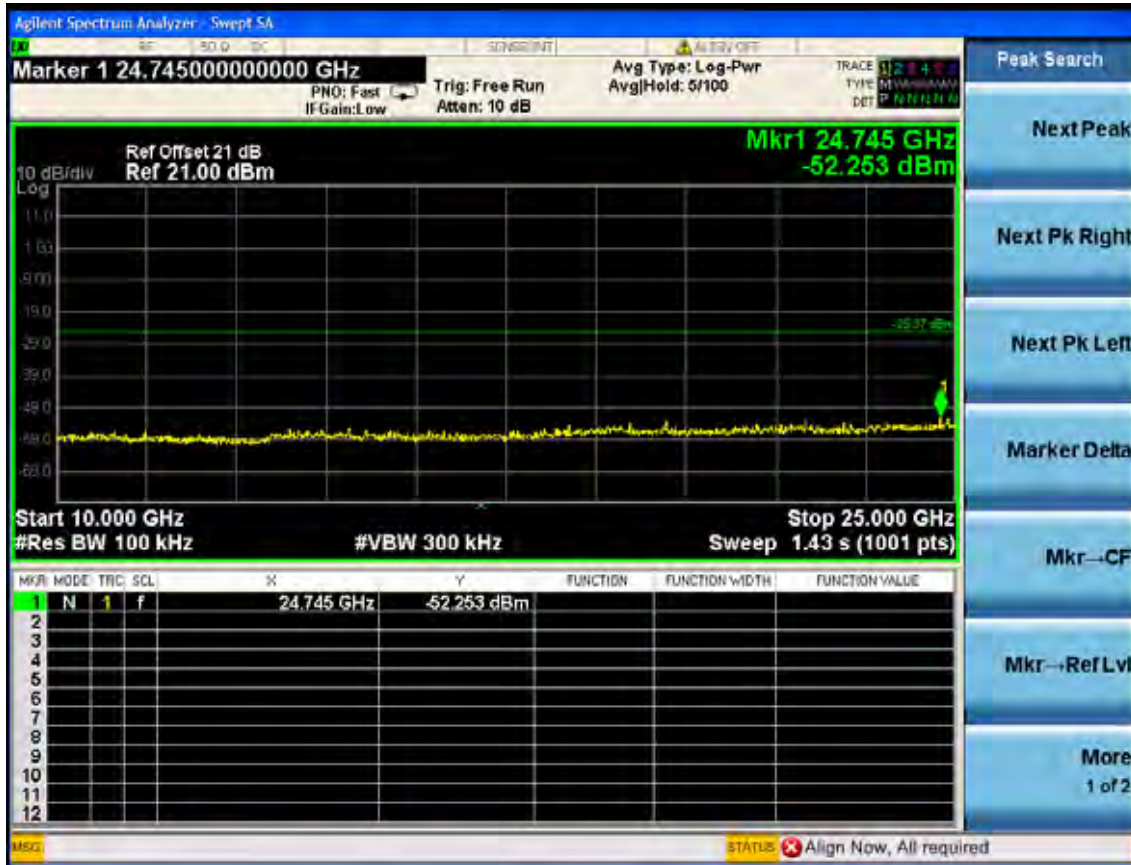
Test Mode: IEEE 802.11n HT20 TX
 Test CH1: 2412MHz



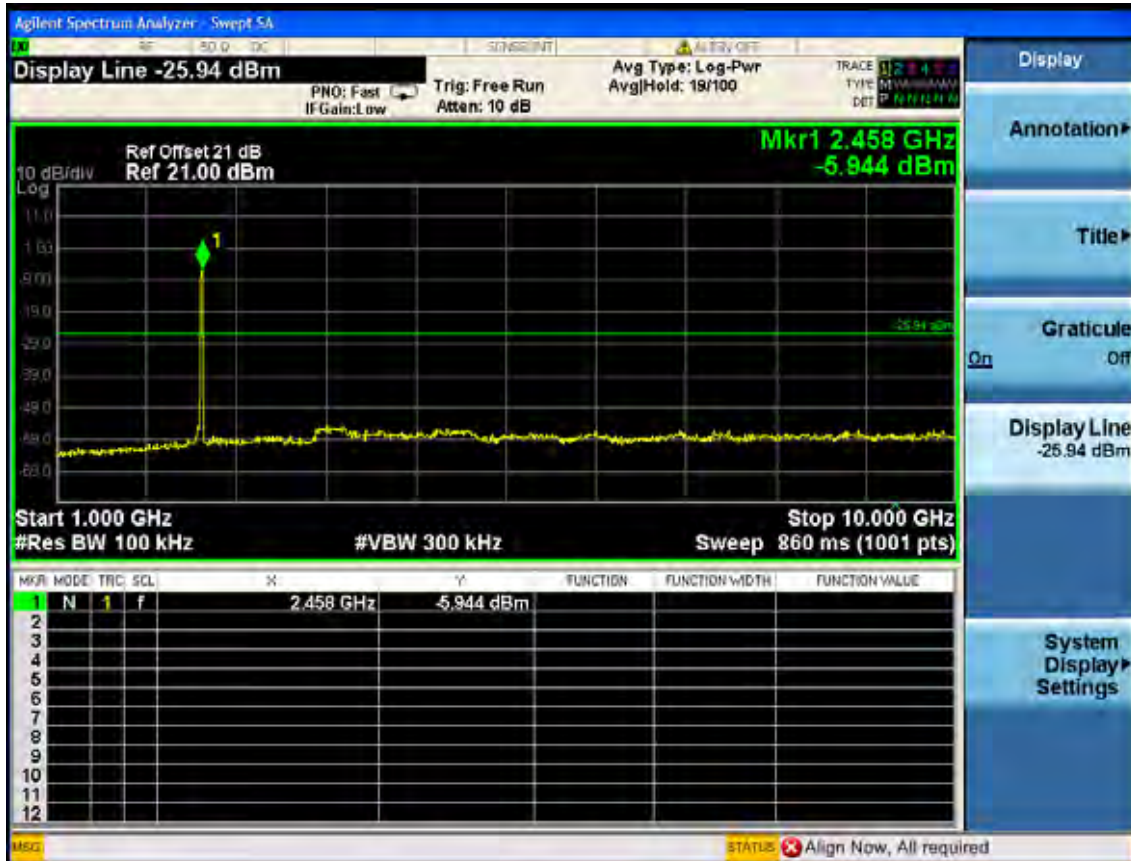


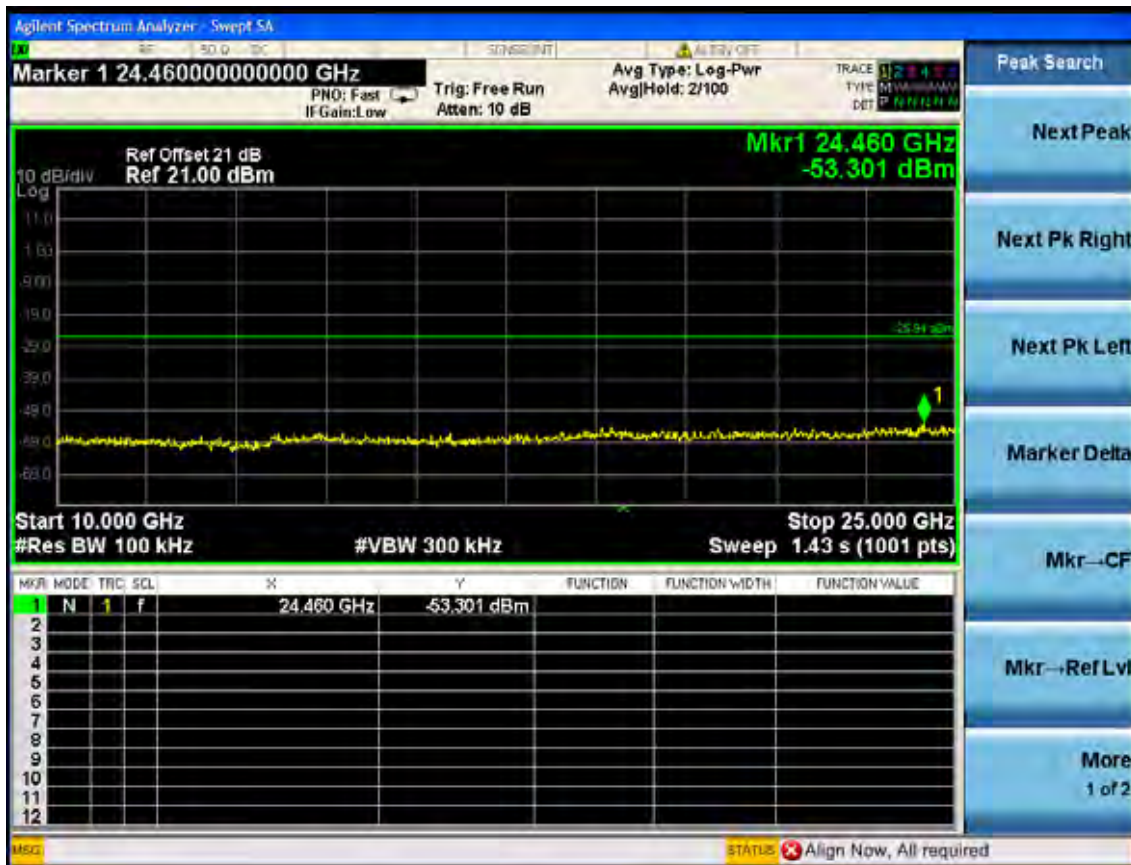
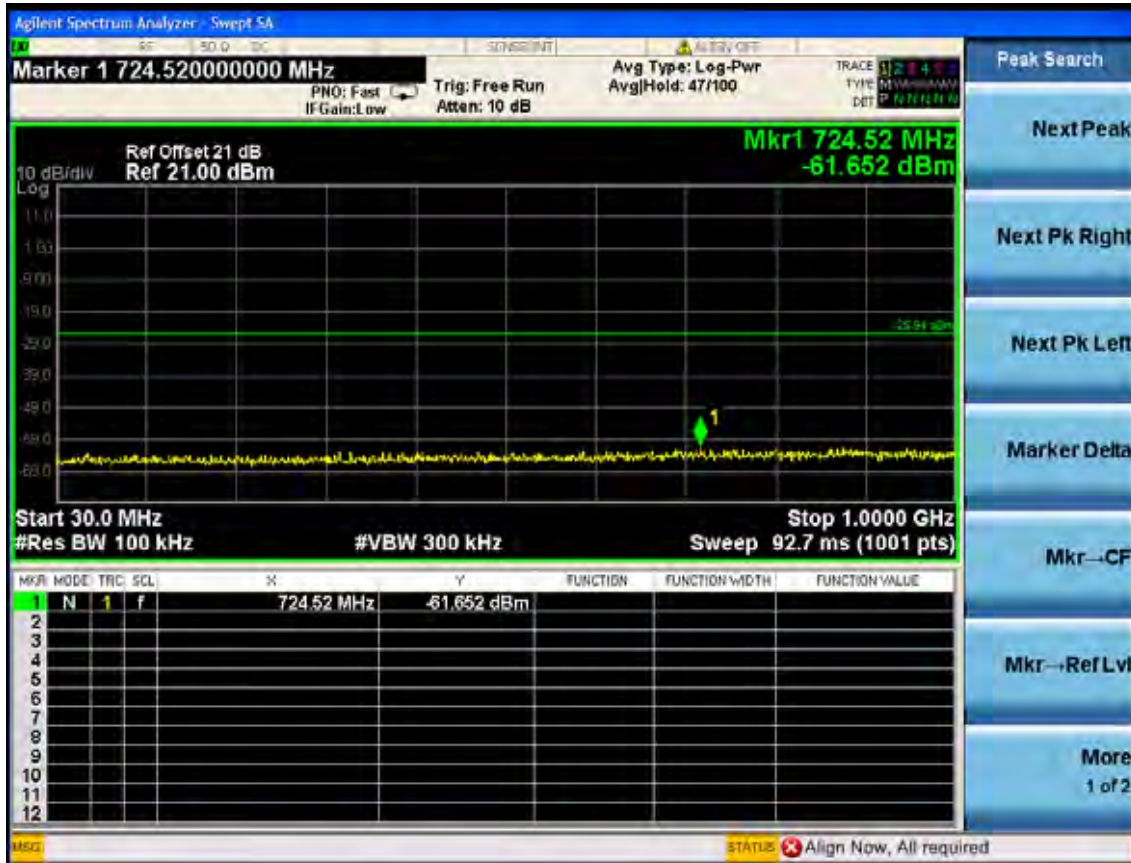
Test CH6: 2437MHz





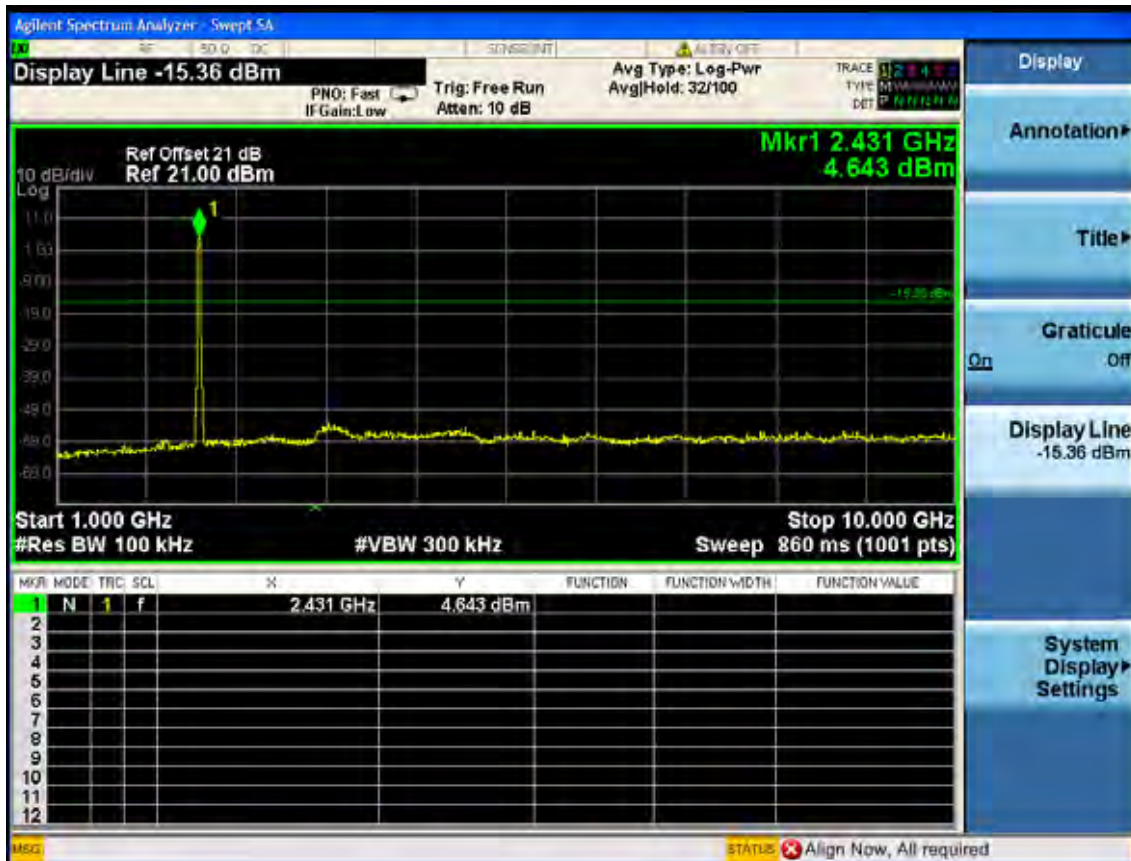
Test CH11: 2462MHz

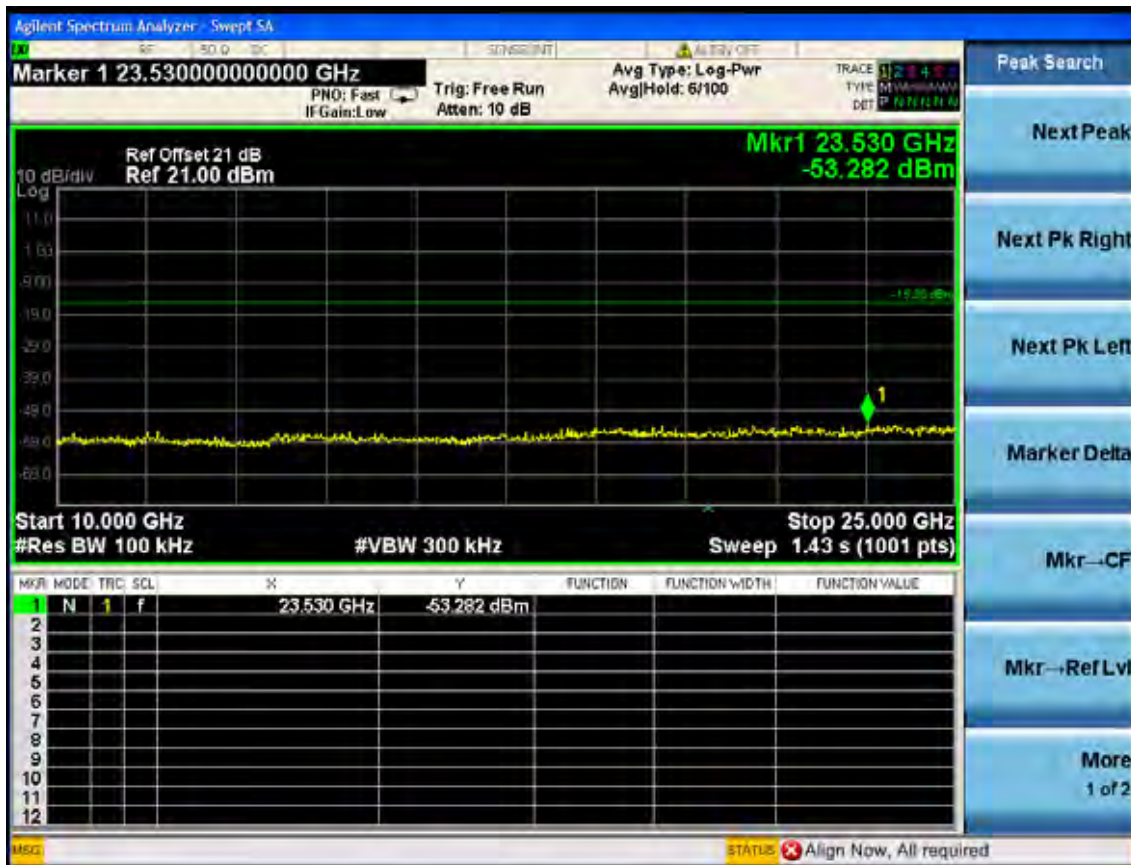
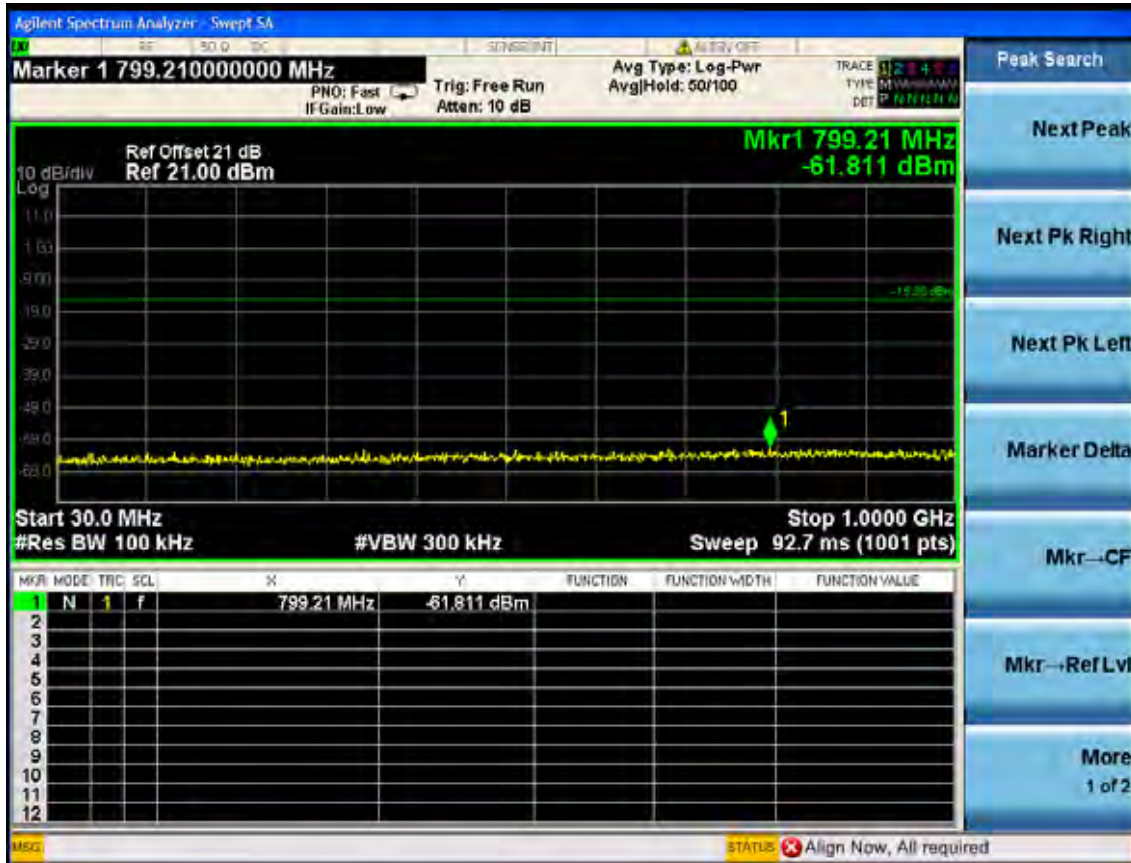


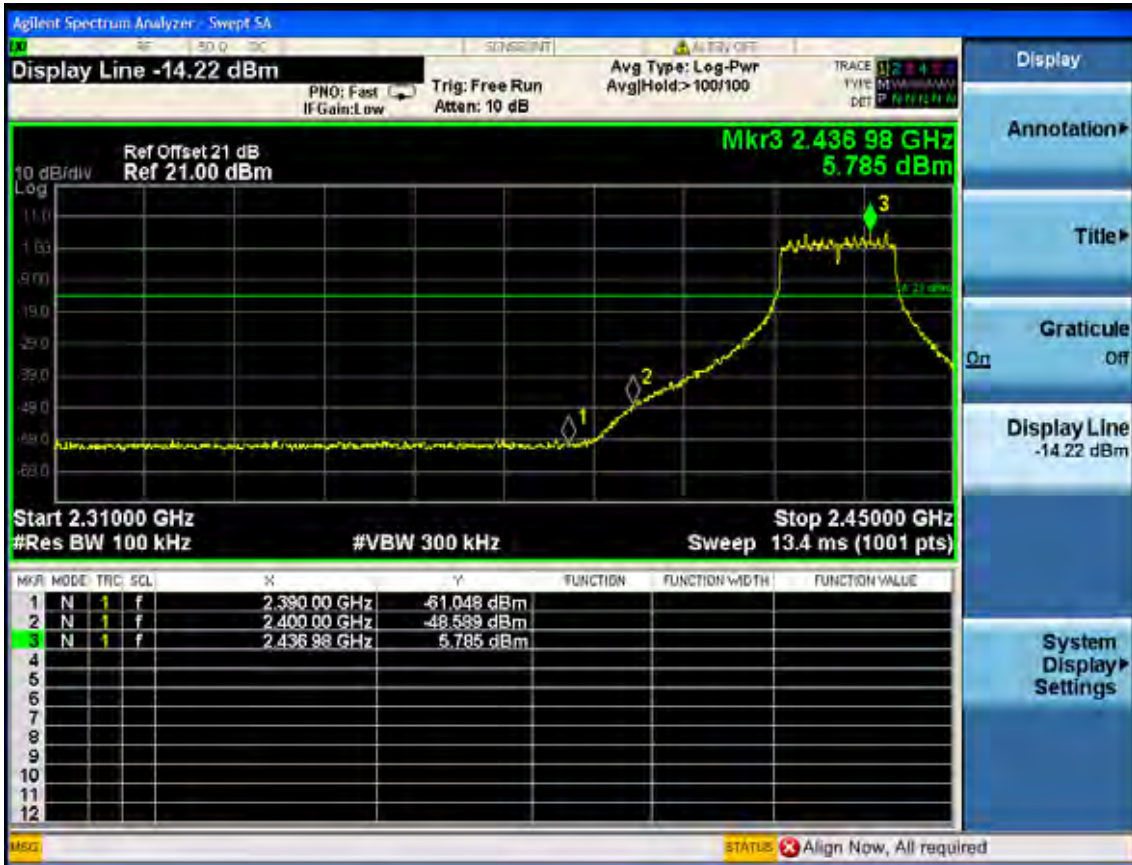




Test Mode: IEEE 802.11n HT40 TX
 Test CH1: 2422MHz







Test CH4: 2437MHz

