

Figure 5
General Appearance of the EUT



Figure 6
Inside of the EUT




Figure 7
Inside of the EUT



Figure 8
Inside of the EUT




Figure 9
Inside of the EUT




Figure 10
Inside of the EUT




Figure 11
Power Adapter




Figure 12
Power Adapter



Figure 13
Power Adapter



Figure 14
Power Adapter



Figure 15
Inside Power Adapter




Figure 16
Inside Power Adapter





Figure 17
Inside Power Adapter



End of Report