

Test Laboratory: Compliance Certification Services

# System Performance Check @ 2450 MHz

DUT: Dipole 2450 MHz; Type: D2450V2; Serial: D2450V2 - SN:706

Communication System: CW - 2450 MHz; Frequency: 2450 MHz; Duty Cycle: 1:1  
Medium parameters used:  $f = 2450 \text{ MHz}$ ;  $\sigma = 2.01 \text{ mho/m}$ ;  $\epsilon_r = 52$ ;  $\rho = 1000 \text{ kg/m}^3$

Phantom section: Flat Section

Room Ambient Temperature: 23.0deg. C; Liquid Temperature: 22.0 deg. C

DASY4 Configuration:

- Area Scan setting - Find Secondary Maximum Within: 2.0 dB and with a peak SAR value greater than 0.0012W/kg
- Probe: EX3DV4 - SN3552; ConvF(7.08, 7.08, 7.08); Calibrated: 5/30/2006
- Sensor-Surface: 4mm (Mechanical Surface Detection)
- Electronics: DAE4 SN558; Calibrated: 1/20/2006
- Phantom: SAM 2; Type: SAM 2; Serial: 1050
- Measurement SW: DASY4, V4.7 Build 21; Postprocessing SW: SEMCAD, V1.8 Build 170

**d=10mm, Pin=250mW/Area Scan (7x7x1):** Measurement grid: dx=15mm, dy=15mm

Maximum value of SAR (measured) = 14.1 mW/g

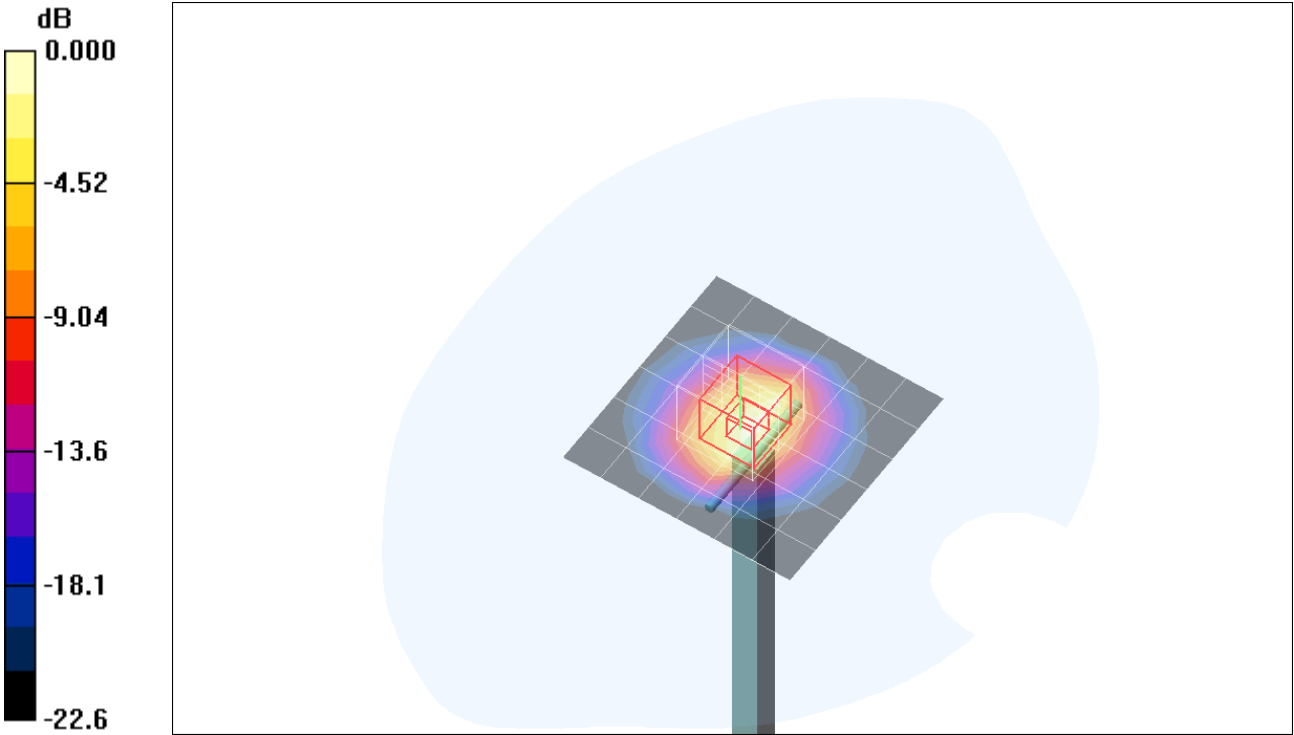
**d=10mm, Pin=250mW/Zoom Scan (5x5x7)/Cube 0:** Measurement grid: dx=7.5mm, dy=7.5mm, dz=5mm

Reference Value = 83.7 V/m; Power Drift = 0.127 dB

Peak SAR (extrapolated) = 27.1 W/kg

**SAR(1 g) = 13 mW/g; SAR(10 g) = 5.93 mW/g**

Maximum value of SAR (measured) = 14.6 mW/g



0 dB = 14.6mW/g

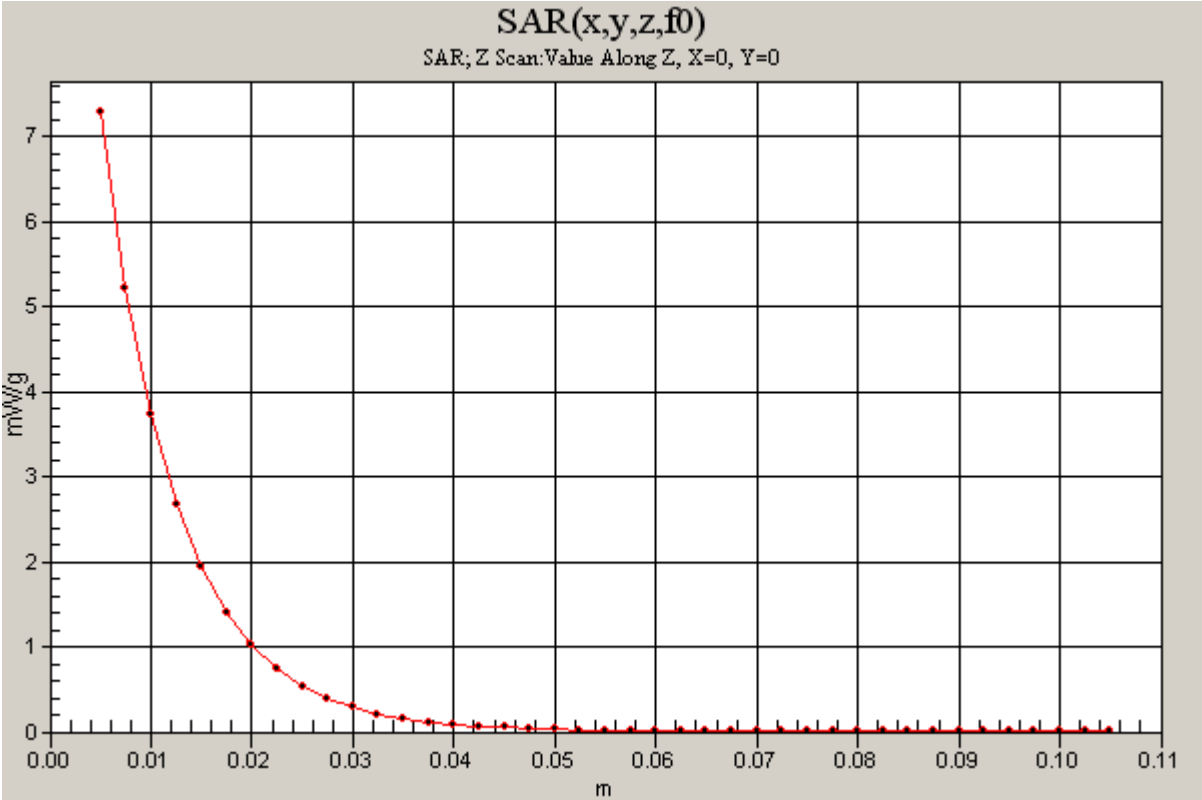
Test Laboratory: Compliance Certification Services

### System Performance Check @ 2450 MHz

DUT: Dipole 2450 MHz; Type: D2450V2; Serial: D2450V2 - SN:706

Communication System: CW - 2450 MHz; Frequency: 2450 MHz;Duty Cycle: 1:1

**d=10mm, Pin=250mW/Z Scan (1x1x41):** Measurement grid: dx=20mm, dy=20mm, dz=2.5mm  
Maximum value of SAR (measured) = 7.28 mW/g



Test Laboratory: Compliance Certification Services

## SystemPerformanceCheck-D5GHz-uniform

DUT: Dipole 5200-5800MHz; Type: D5GHzV2; Serial: 1003

Communication System: 5200 - 5800MHz; Frequency: 5200 MHz; Duty Cycle: 1:1  
 Medium parameters used:  $f = 5200$  MHz;  $\sigma = 5.37$  mho/m;  $\epsilon_r = 47.1$ ;  $\rho = 1000$  kg/m<sup>3</sup>

Phantom section: Flat Section

Room Ambient Temperature: 24.0deg. C; Liquid Temperature: 23.0 deg. C

DASY4 Configuration:

- Area Scan setting - Find Secondary Maximum Within: 2.0 dB and with a peak SAR value greater than 0.0012W/kg
- Probe: EX3DV4 - SN3552; ConvF(4.07, 4.07, 4.07); Calibrated: 5/30/2006
- Sensor-Surface: 2mm (Mechanical Surface Detection)
- Electronics: DAE4 SN558; Calibrated: 1/20/2006
- Phantom: SAM 1; Type: SAM 1; Serial: 1185
- Measurement SW: DASY4, V4.7 Build 21; Postprocessing SW: SEMCAD, V1.8 Build 170

**d=10mm, Pin=250mW, f=5200 MHz/Area Scan (10x10x1):** Measurement grid: dx=10mm, dy=10mm  
 Maximum value of SAR (measured) = 22.7 mW/g

**d=10mm, Pin=250mW, f=5200 MHz/Zoom Scan (4.3x4.3x3mm), dist=2mm (8x8x8)/Cube**

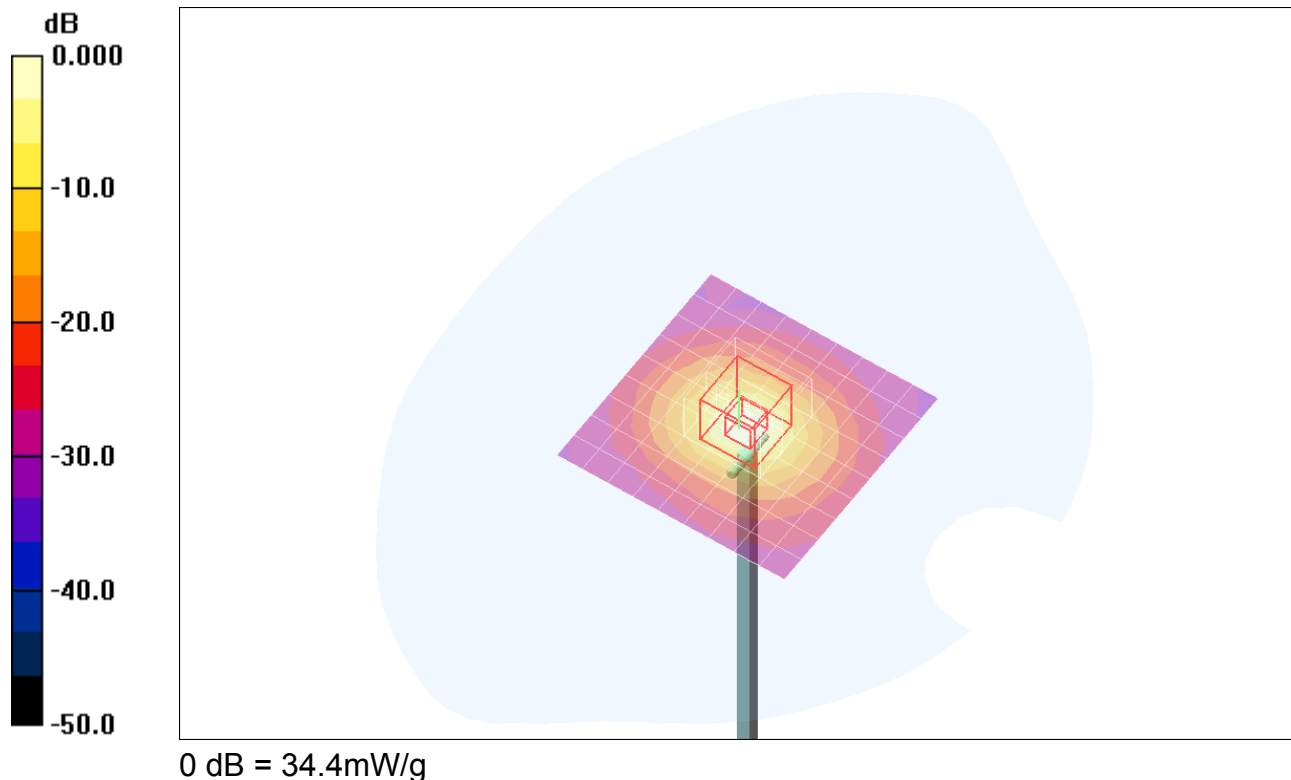
**0:** Measurement grid: dx=4.3mm, dy=4.3mm, dz=3mm

Reference Value = 88.0 V/m; Power Drift = 0.112 dB

Peak SAR (extrapolated) = 75.0 W/kg

**SAR(1 g) = 17.7 mW/g; SAR(10 g) = 4.99 mW/g**

Maximum value of SAR (measured) = 34.4 mW/g



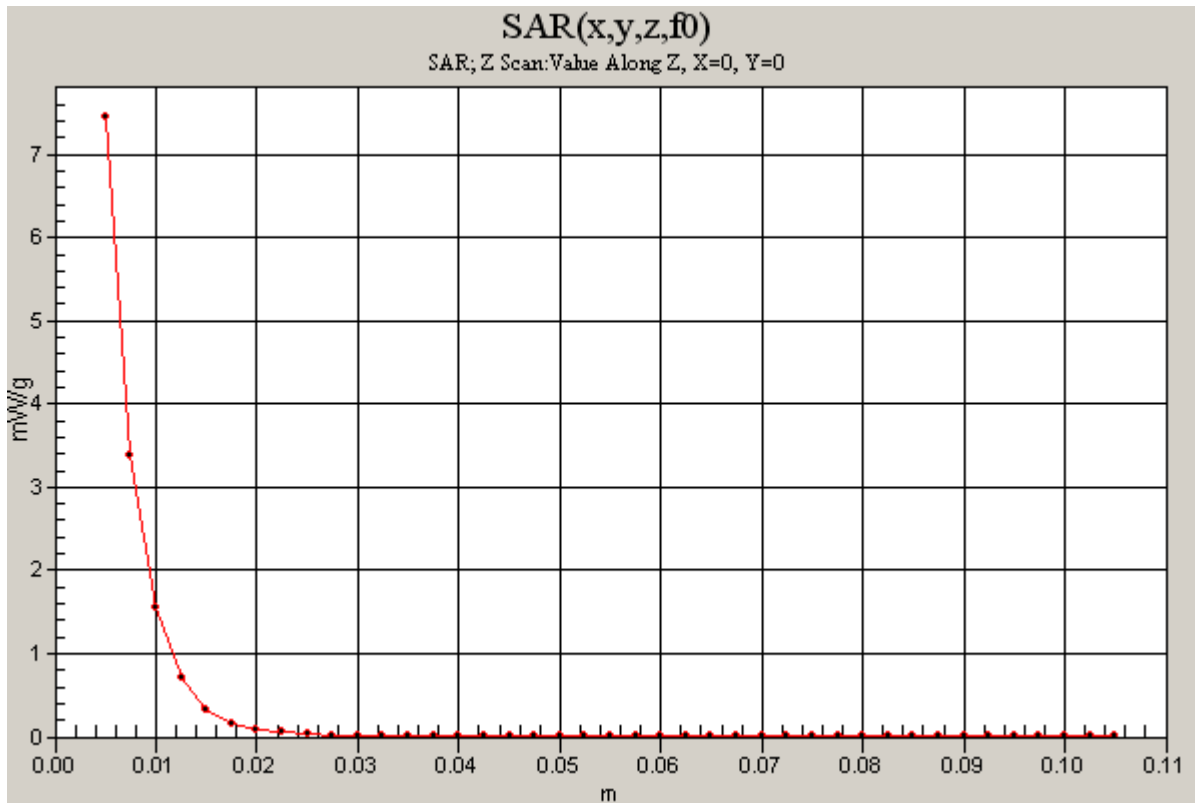
Test Laboratory: Compliance Certification Services

### SystemPerformanceCheck-D5GHz-uniform

DUT: Dipole 5200-5800MHz; Type: D5GHzV2; Serial: 1003

Communication System: 5200 - 5800MHz; Frequency: 5200 MHz;Duty Cycle: 1:1

**d=10mm, Pin=250mW, f=5200 MHz/Z Scan (1x1x41):** Measurement grid: dx=20mm, dy=20mm, dz=2.5mm  
Maximum value of SAR (measured) = 7.45 mW/g



Test Laboratory: Compliance Certification Services

### SystemPerformanceCheck-D5GHz-uniform

DUT: Dipole 5200-5800MHz; Type: D5GHzV2; Serial: 1003

Communication System: 5200 - 5800MHz; Frequency: 5800 MHz;Duty Cycle: 1:1  
Medium parameters used:  $f = 5800 \text{ MHz}$ ;  $\sigma = 6.21 \text{ mho/m}$ ;  $\epsilon_r = 46$ ;  $\rho = 1000 \text{ kg/m}^3$

Phantom section: Flat Section

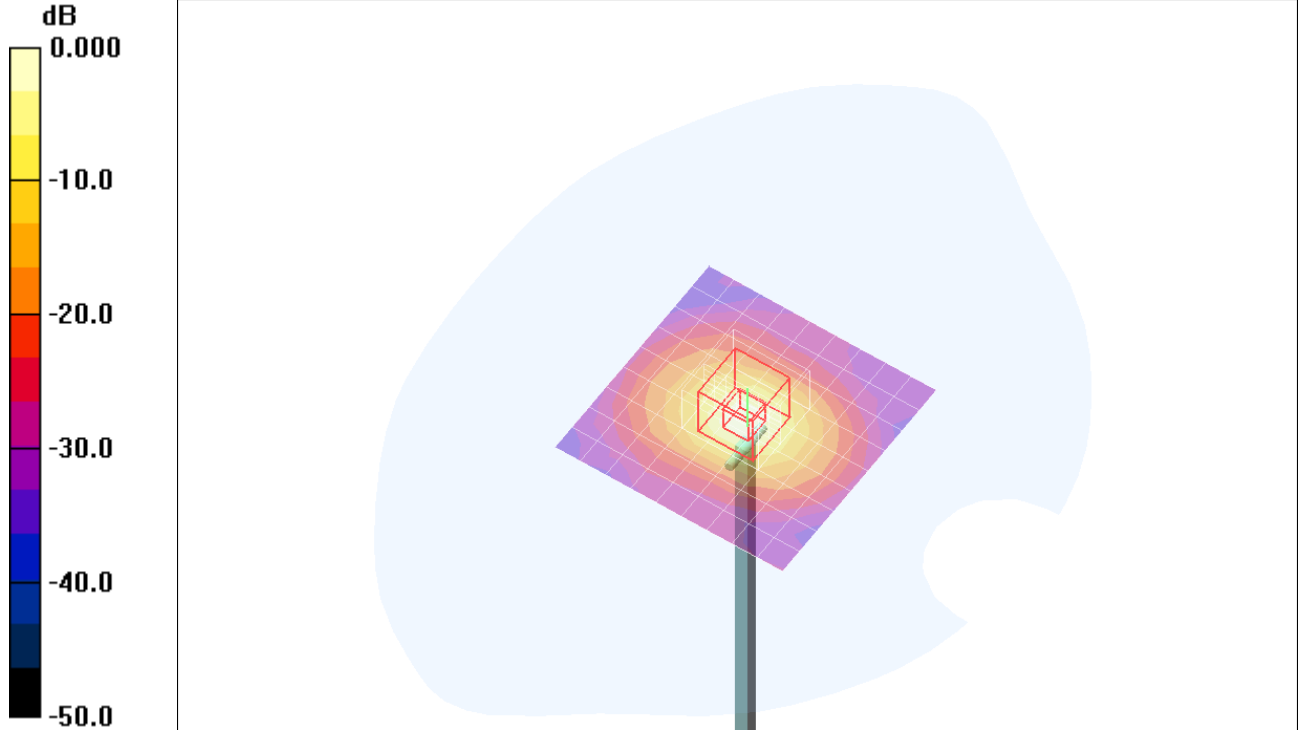
Room Ambient Temperature: 24.0deg. C; Liquid Temperature: 23.0 deg. C

DASY4 Configuration:

- Area Scan setting - Find Secondary Maximum Within: 2.0 dB and with a peak SAR value greater than 0.0012W/kg
- Probe: EX3DV4 - SN3552; ConvF(3.76, 3.76, 3.76); Calibrated: 5/30/2006
- Sensor-Surface: 2mm (Mechanical Surface Detection)
- Electronics: DAE4 SN558; Calibrated: 1/20/2006
- Phantom: SAM 1; Type: SAM 1; Serial: 1185
- Measurement SW: DASY4, V4.7 Build 21; Postprocessing SW: SEMCAD, V1.8 Build 170

**d=10mm, Pin=250mW, f=5800 MHz/Area Scan (10x10x1):** Measurement grid: dx=10mm, dy=10mm  
Maximum value of SAR (measured) = 22.8 mW/g

**d=10mm, Pin=250mW, f=5800 MHz/Zoom Scan (4.3x4.3x3mm), dist=2mm (8x8x8)/Cube**  
**0:** Measurement grid: dx=4.3mm, dy=4.3mm, dz=3mm  
 Reference Value = 82.4 V/m; Power Drift = -0.083 dB  
 Peak SAR (extrapolated) = 82.4 W/kg  
**SAR(1 g) = 17.6 mW/g; SAR(10 g) = 4.89 mW/g**  
 Maximum value of SAR (measured) = 34.6 mW/g



0 dB = 34.6mW/g

Test Laboratory: Compliance Certification Services

### SystemPerformanceCheck-D5GHz-uniform

DUT: Dipole 5200-5800MHz; Type: D5GHzV2; Serial: 1003

Communication System: 5200 - 5800MHz; Frequency: 5800 MHz;Duty Cycle: 1:1

**d=10mm, Pin=250mW, f=5800 MHz/Z Scan (1x1x41):** Measurement grid: dx=20mm, dy=20mm, dz=2.5mm  
Maximum value of SAR (measured) = 6.20 mW/g

