


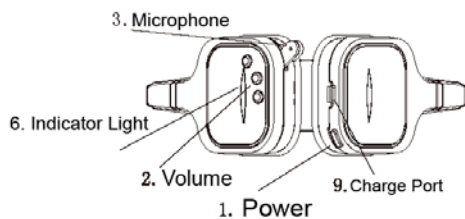
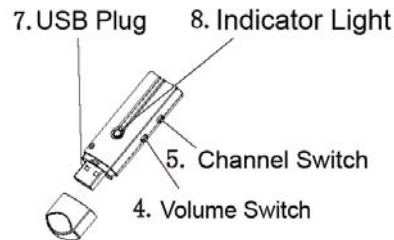
★ NAME OF PARTS:



RFD-840W



USB Cable



- | | |
|-------------------|--------------------------------|
| 1、 Power | 6、 Headphone Indicator Light |
| 2、 Volume | 7、 USB Plug |
| 3、 Microphone | 8、 Transmitter Indicator Light |
| 4、 Volume Switch | 9、 Charge Port |
| 5、 Channel Switch | |

★ Specifications:

Driver Unit:	40mm
Frequency Response:	20-20000Hz
Modulation:	GFSK
Frequency Band:	2406-2472MHz
RF Channels:	34 Channels
Sensitivity:	-79dBm
Power Supply Voltage:	3.7V
Operating Current:	45mA
Working Distance:	approx. 18m
Distortion:	1% at (1KHz)
Transmit Power:	10dBm



本產品已投保責任險
This product is insured for Products Liability Insurance.

RFD-840 User Manual

- 1、 Hold the "ON/OFF" approx. 3 seconds to turn on the headphone. The light will turn to blue and flash. On the contrary, hold the on/off approx 3 seconds, turn off the power.
- 2、 Put the USB Dongle insert the computer, the USB Dongle light will turn to blue and flash
- 3、 Hold the "Scan" button of headphone and transmitter approx. 3 seconds at the same time. The headphone will have "toot toot toot..." sound, then, release the buttons. Once you pair up, you don't need to pair it again.
- 4、 Then play music, the headset LED will go blue, and as well as USB Dongle Led light. You can adjust the volume control by click the + - button.
- 5、 When use Microphone, hold the "Scan" button approx 1 second, the headset Led light will go red, and you can talk to others by microphone.
- 6、 Once you pair up with the same headset and USB Dongle, you don't need to pair it again.

- 7 、 When recharge the headset, take the USB rechargeable cable insert the headset, and the headset LED Light will go red. When finished the recharge, the LED Light will put out automatically
- 8 、 When there is no signal in 10 minutes, headset turn off automatically, you need to pair it up again.
- 9 、 When the battery power is low, headphone will have noise sound, its reminding user to change the battery. If not, headphone will turn off automatically within 5 minutes.
- 10 、 Headset can work over upon 8 hours

Federal Communication Commission Interference Statement

This equipment has been tested and found to comply with the limits for a Class B digital device, pursuant to Part 15 of the FCC Rules. These limits are designed to provide reasonable protection against harmful interference in a residential installation.

This equipment generates, uses and can radiate radio frequency energy and, if not installed and used in accordance with the instructions, may cause harmful interference to radio communications. However, there is no guarantee that interference will not occur in a particular installation. If this equipment does cause harmful interference to radio or television reception, which can be determined by turning the equipment off and on, the user is encouraged to try to correct the interference by one of the following measures:

- . Reorient or relocate the receiving antenna.
- . Increase the separation between the equipment and receiver.
- . Connect the equipment into an outlet on a circuit different from that to which the receiver is connected.
- . Consult the dealer or an experienced radio/TV technician for help.

FCC Caution: To assure continued compliance, any changes or modifications not expressly approved by the party responsible for compliance could void the user's authority to operate this equipment. (Example - use only shielded interface cables when connecting to computer or peripheral devices).

FCC Radiation Exposure Statement

The equipment complies with FCC RF radiation exposure limits set forth for an uncontrolled environment. The integral antennas used for this transmitter must not be co-located or operating in conjunction with any other antenna or transmitter within the host device.

This device complies with Part 15 of the FCC Rules. Operation is subject to the following two conditions:

- (1) This device may not cause harmful interference, and
- (2) This device must accept any interference received, including interference that may cause undesired operation.