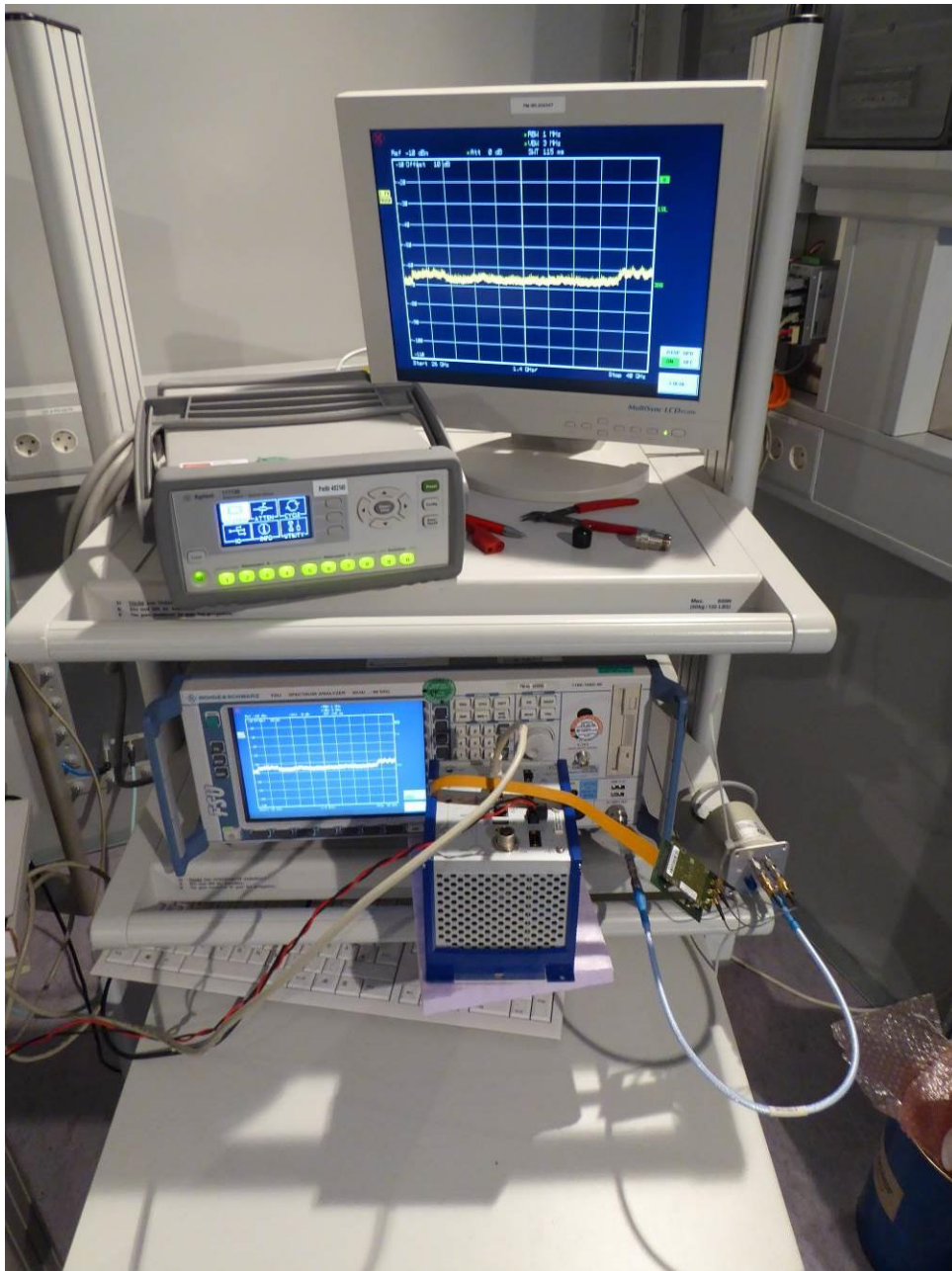



## ANNEX A: TEST SET-UP PHOTOGRAPHS




160308\_01: Test setup - conducted tests

## ANNEX A: TEST SET-UP PHOTOGRAPHS




160308\_08: Test setup - Radiated emission anechoic chamber, BAT-ANT-RSMA-2AGN-R antennas

## ANNEX A: TEST SET-UP PHOTOGRAPHS



160307\_02: Test setup - Radiated emission anechoic chamber, BAT-ANT-N-MiMoDB-5N-IP65 antenna

## ANNEX A: TEST SET-UP PHOTOGRAPHS




160308\_03: Test setup - Radiated emission anechoic chamber, BAT-ANT-N-9A-DS-IP65 antenna

## ANNEX A: TEST SET-UP PHOTOGRAPHS




160308\_04: Test setup - Radiated emission anechoic chamber, cabinet emissions

## ANNEX A: TEST SET-UP PHOTOGRAPHS




160308\_05: Test setup - Radiated emission anechoic chamber, cabinet emissions

## ANNEX A: TEST SET-UP PHOTOGRAPHS



160308\_06: Test setup - Radiated emission anechoic chamber, cabinet emissions

## ANNEX A: TEST SET-UP PHOTOGRAPHS



160308\_07: Test setup - Radiated emission anechoic chamber, cabinet emissions