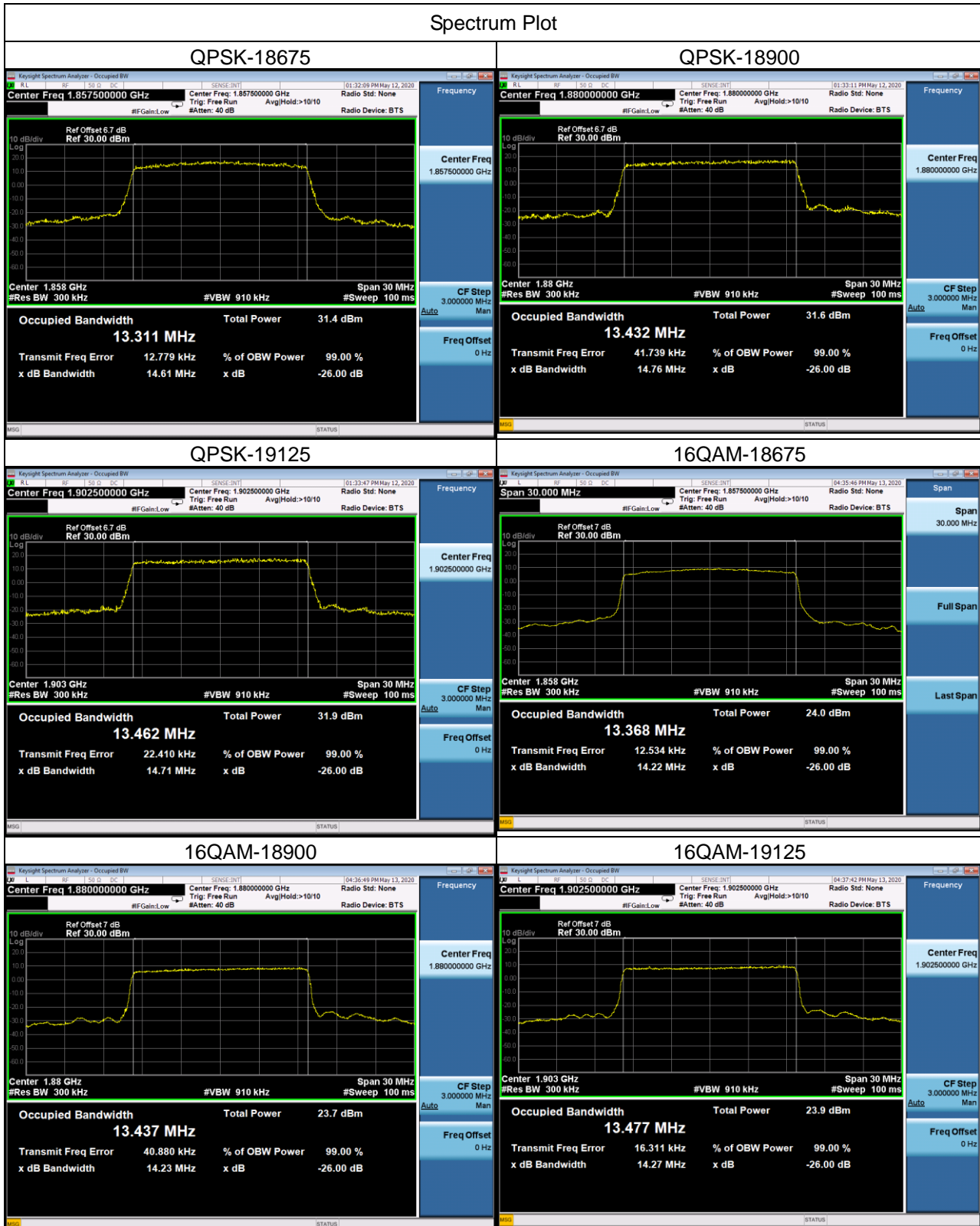
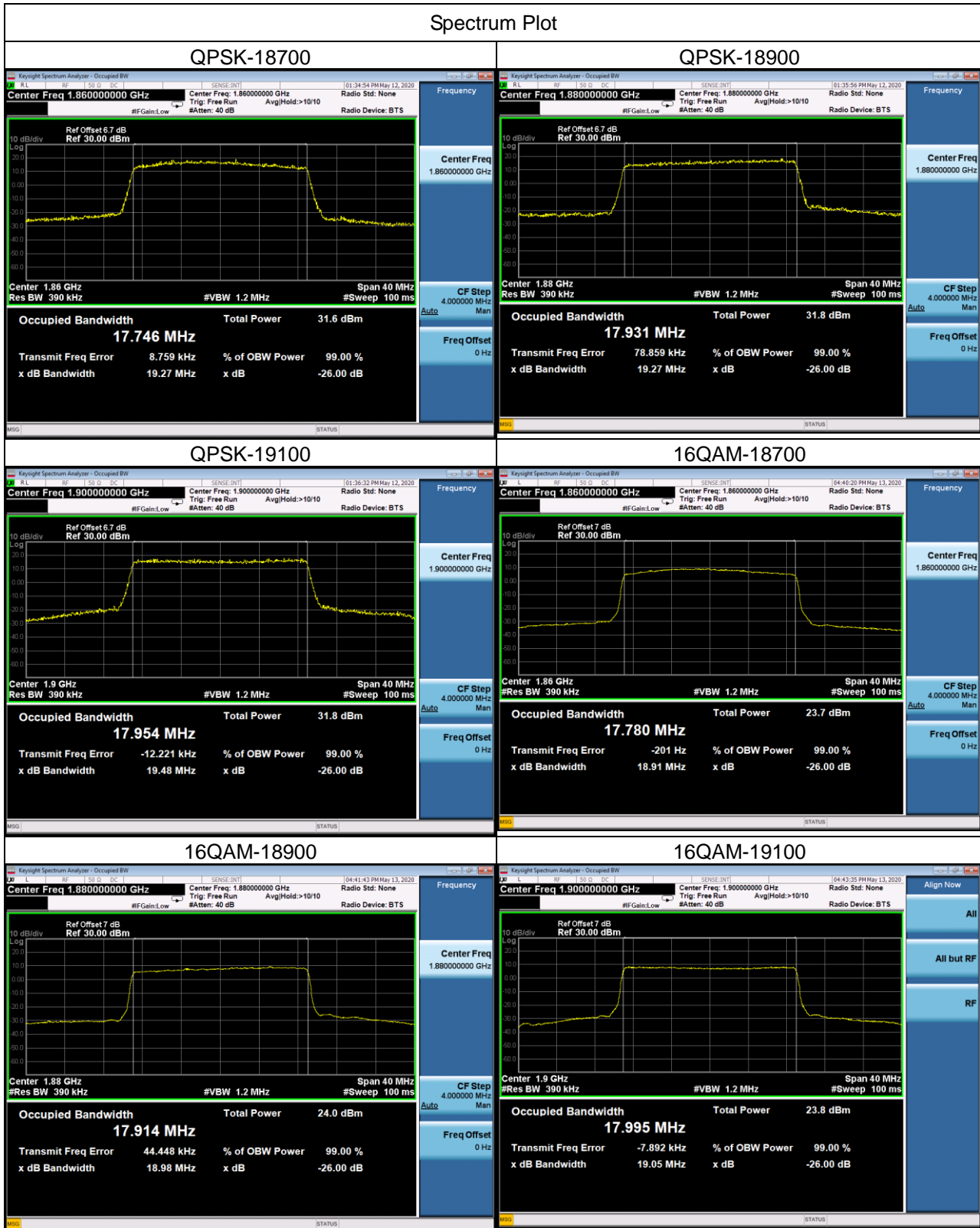


Spectrum Plot



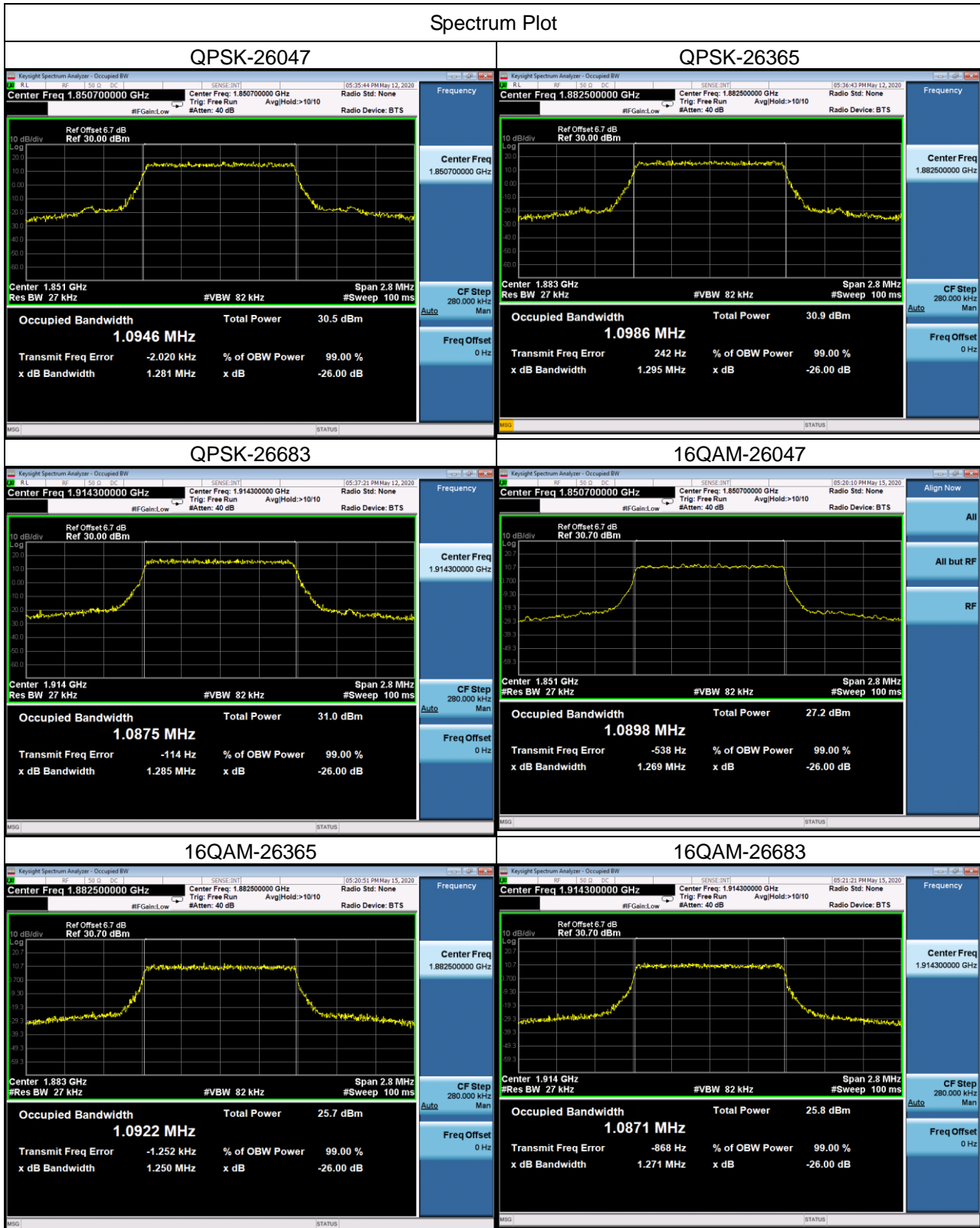
LTE Band 2_20M					
QPSK			16QAM		
Channel	Frequency (MHz)	99% Occupied Bandwidth (MHz)	Channel	Frequency (MHz)	99% Occupied Bandwidth (MHz)
18700	1860	17.7460	18700	1860	17.7800
18900	1880	17.9310	18900	1880	17.9140
19100	1900	17.9540	19100	1900	17.9550
Channel	Frequency (MHz)	26dB Bandwidth (MHz)	Channel	Frequency (MHz)	26dB Bandwidth (MHz)
18700	1860	19.2700	18700	1860	18.9100
18900	1880	19.2700	18900	1880	18.9800
19100	1900	19.4800	19100	1900	19.0500

Spectrum Plot



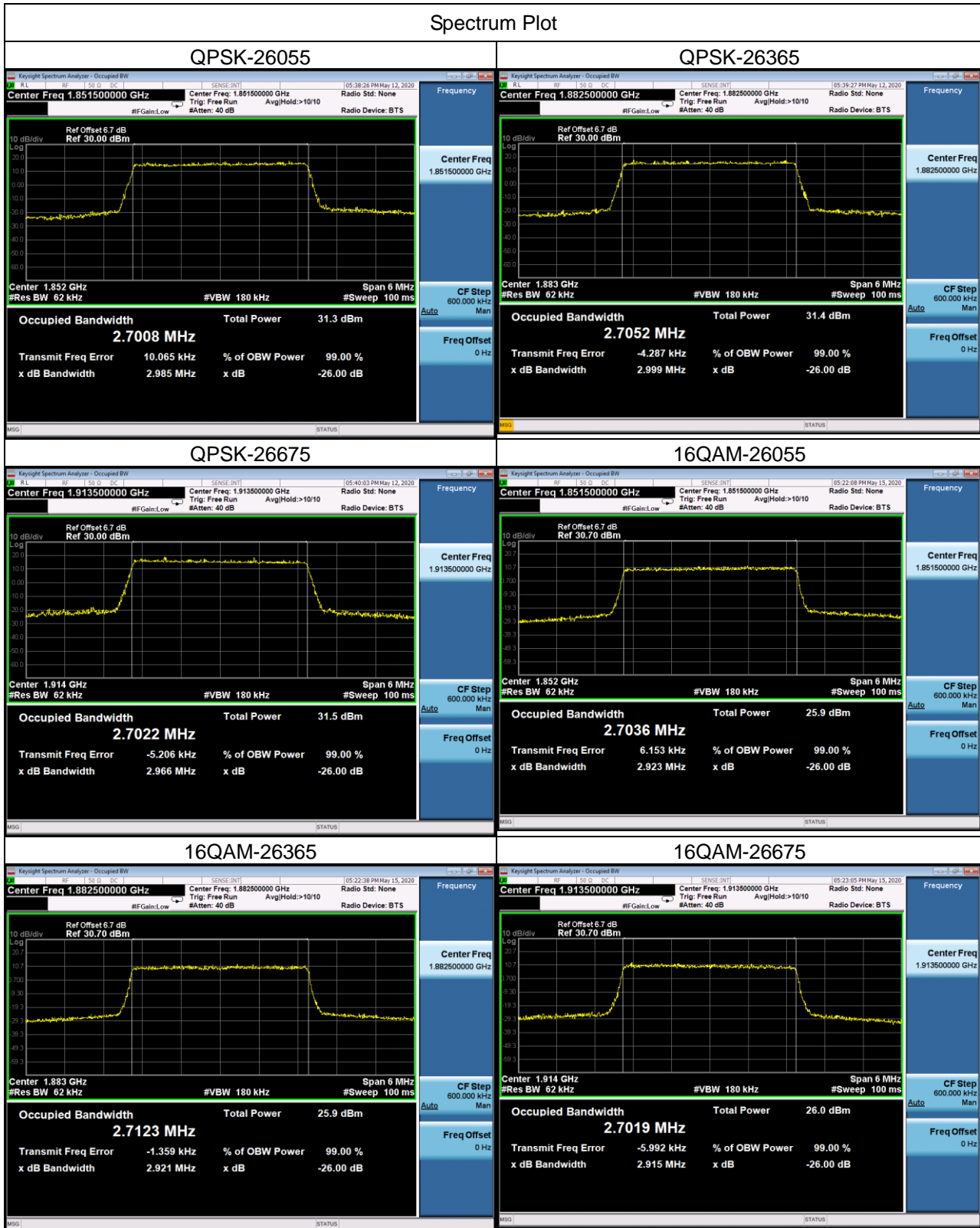
LTE Band 25_1.4M					
QPSK			16QAM		
Channel	Frequency (MHz)	99% Occupied Bandwidth (MHz)	Channel	Frequency (MHz)	99% Occupied Bandwidth (MHz)
26047	1850.7	1.0946	26047	1850.7	1.0898
26365	1882.5	1.0986	26365	1882.5	1.0922
26683	1914.3	1.0875	26683	1914.3	1.0871
Channel	Frequency (MHz)	26dB Bandwidth (MHz)	Channel	Frequency (MHz)	26dB Bandwidth (MHz)
26047	1850.7	1.2810	26047	1850.7	1.2690
26365	1882.5	1.2950	26365	1882.5	1.2500
26683	1914.3	1.2850	26683	1914.3	1.2710

Spectrum Plot



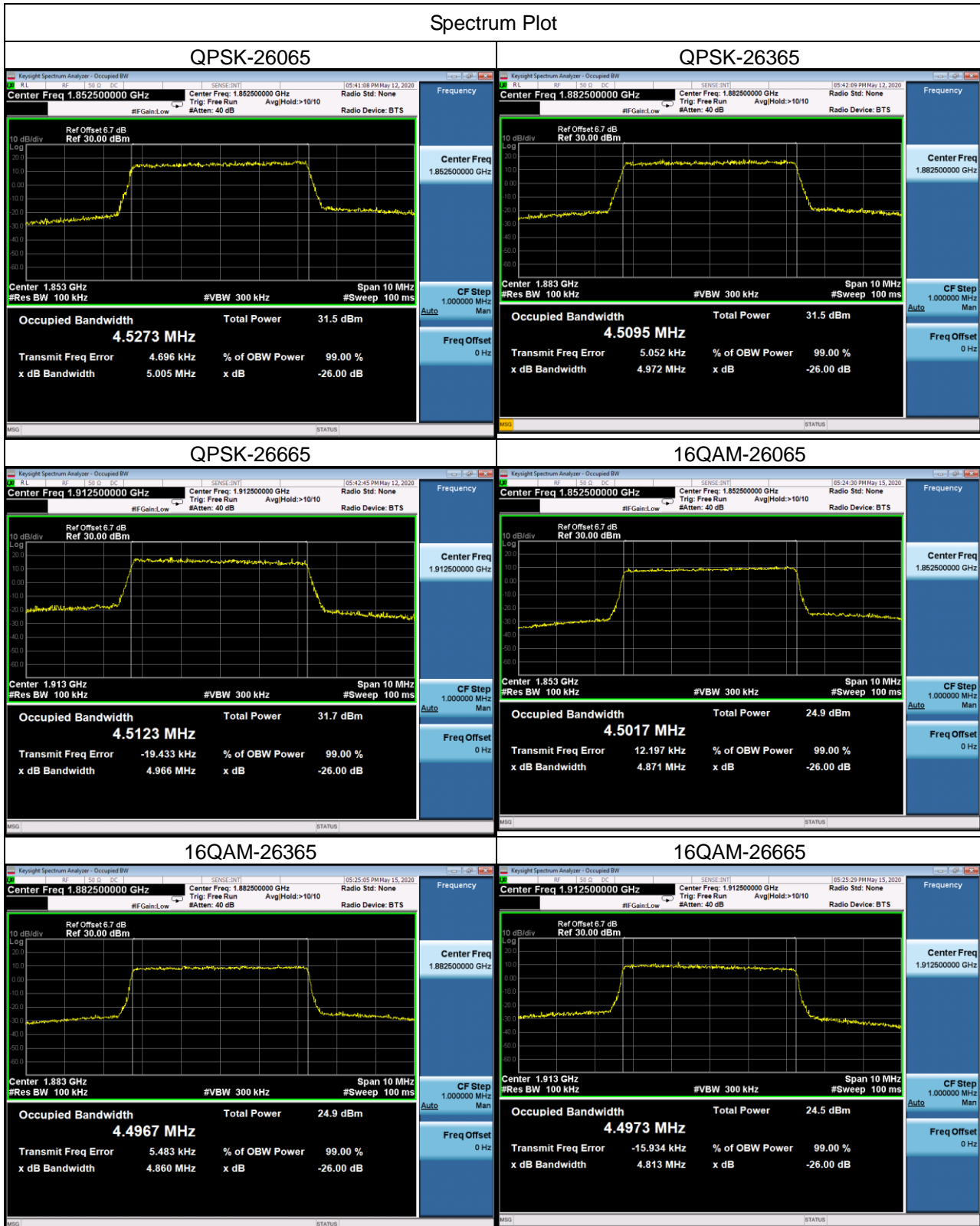
LTE Band 25_3M					
QPSK			16QAM		
Channel	Frequency (MHz)	99% Occupied Bandwidth (MHz)	Channel	Frequency (MHz)	99% Occupied Bandwidth (MHz)
26055	1851.5	2.7008	26055	1851.5	2.7036
26365	1882.5	2.7052	26365	1882.5	2.7123
26675	1913.5	2.7022	26675	1913.5	2.7019
Channel	Frequency (MHz)	26dB Bandwidth (MHz)	Channel	Frequency (MHz)	26dB Bandwidth (MHz)
26055	1851.5	2.9850	26055	1851.5	2.9230
26365	1882.5	2.9990	26365	1882.5	2.9210
26675	1913.5	2.9660	26675	1913.5	2.9150

Spectrum Plot



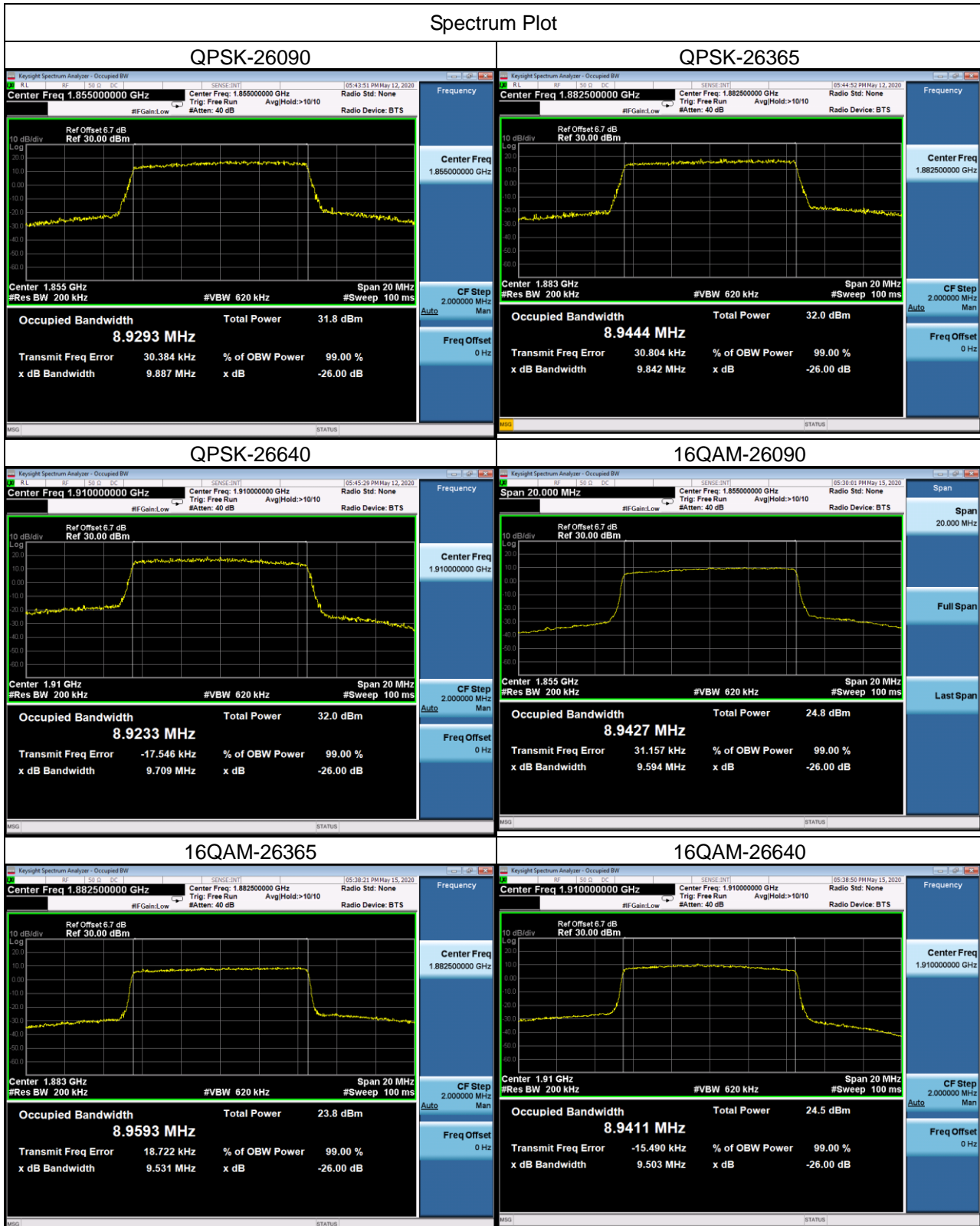
LTE Band 25_5M					
QPSK			16QAM		
Channel	Frequency (MHz)	99% Occupied Bandwidth (MHz)	Channel	Frequency (MHz)	99% Occupied Bandwidth (MHz)
26065	1852.5	4.5273	26065	1852.5	4.5017
26365	1882.5	4.5095	26365	1882.5	4.4967
26665	1912.5	4.5123	26665	1912.5	4.4973
Channel	Frequency (MHz)	26dB Bandwidth (MHz)	Channel	Frequency (MHz)	26dB Bandwidth (MHz)
26065	1852.5	5.0050	26065	1852.5	4.8710
26365	1882.5	4.9720	26365	1882.5	4.8600
26665	1912.5	4.9660	26665	1912.5	4.8130

Spectrum Plot



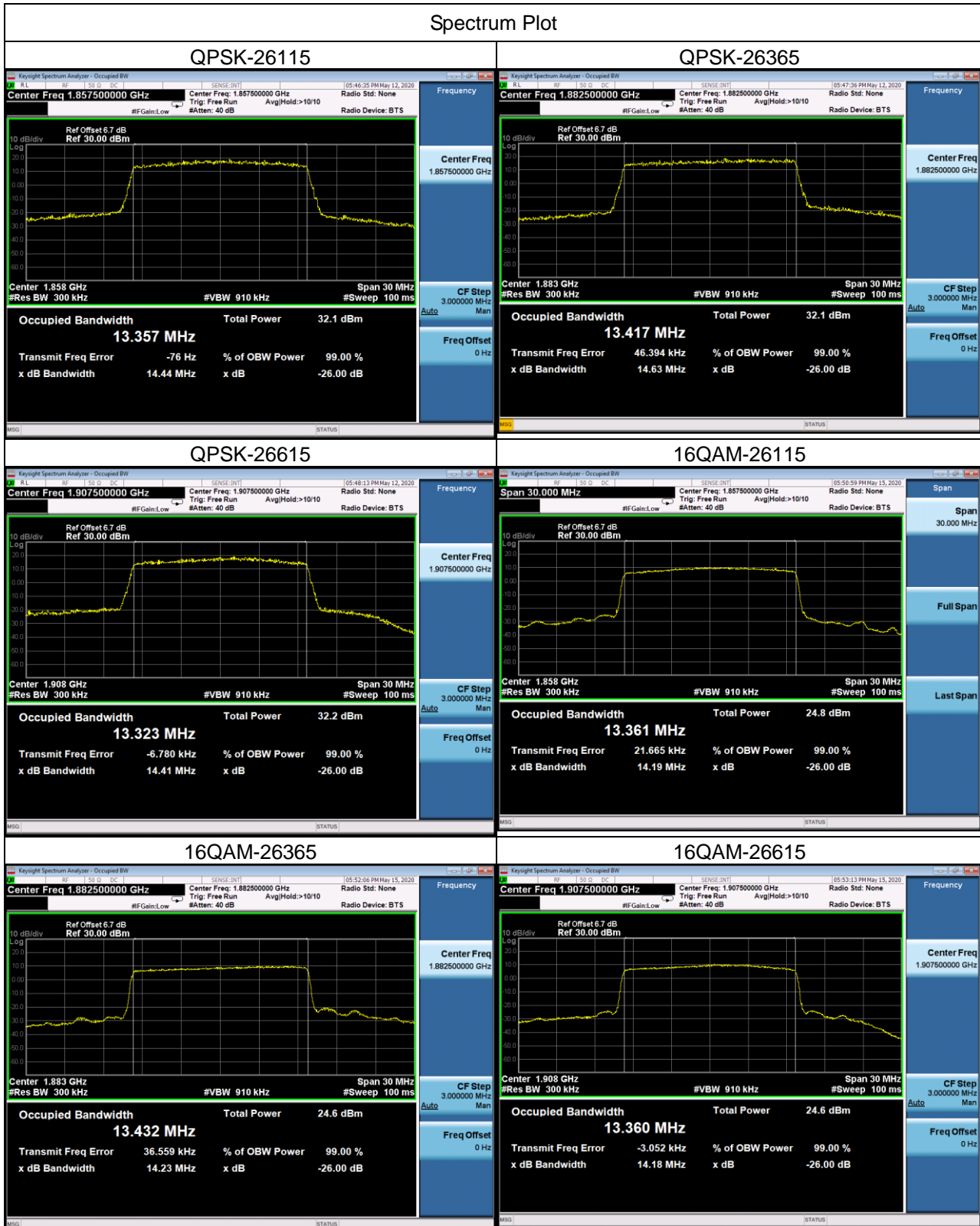
LTE Band 25_10M					
QPSK			16QAM		
Channel	Frequency (MHz)	99% Occupied Bandwidth (MHz)	Channel	Frequency (MHz)	99% Occupied Bandwidth (MHz)
26090	1855	8.9293	26090	1855	8.9427
26365	1882.5	8.9444	26365	1882.5	8.9593
26640	1910	8.9233	26640	1910	8.9411
Channel	Frequency (MHz)	26dB Bandwidth (MHz)	Channel	Frequency (MHz)	26dB Bandwidth (MHz)
26090	1855	9.8870	26090	1855	9.5940
26365	1882.5	9.8420	26365	1882.5	9.5310
26640	1910	9.7090	26640	1910	9.5030

Spectrum Plot



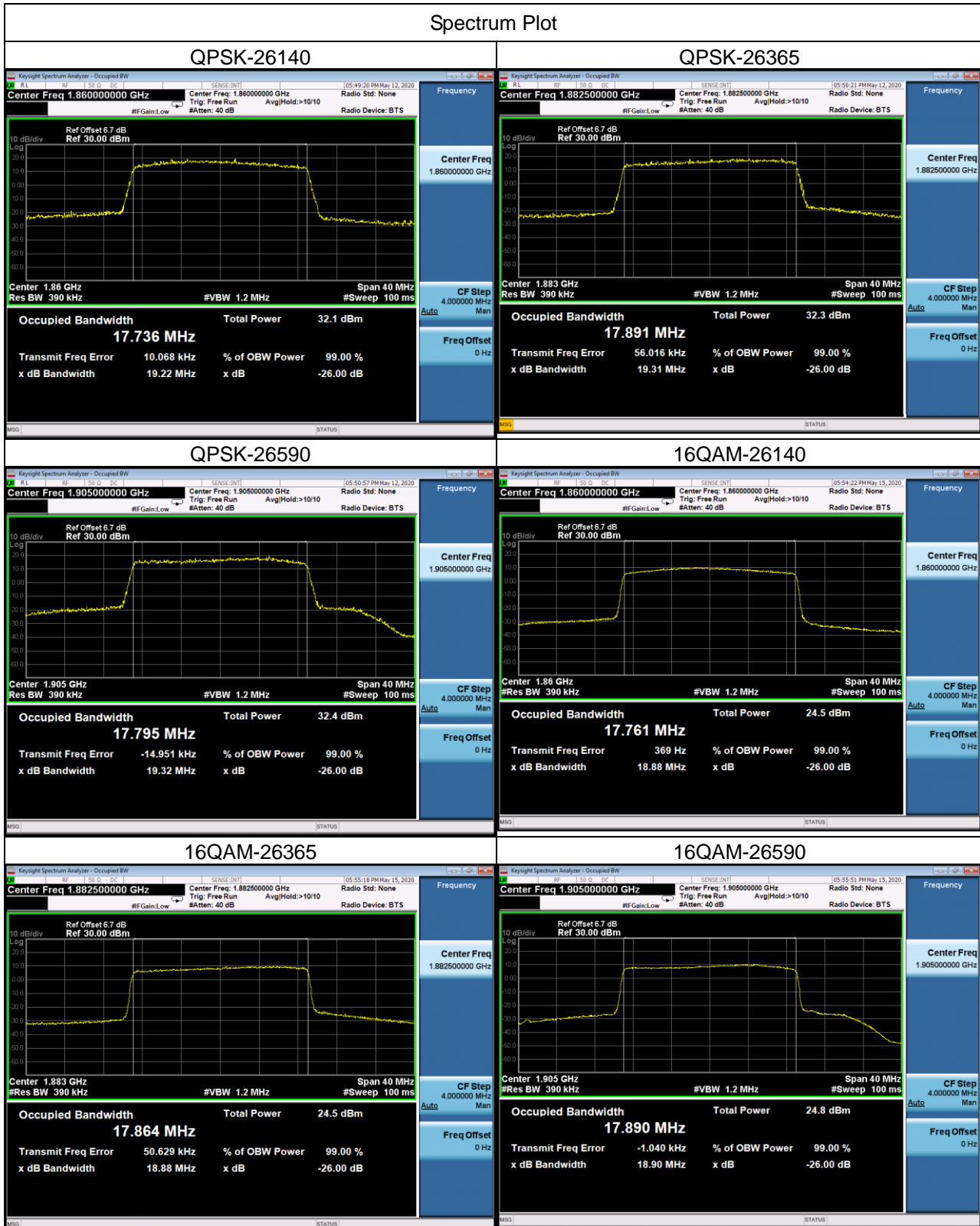
LTE Band 25_15M					
QPSK			16QAM		
Channel	Frequency (MHz)	99% Occupied Bandwidth (MHz)	Channel	Frequency (MHz)	99% Occupied Bandwidth (MHz)
26115	1857.5	13.3570	26115	1857.5	13.3610
26365	1882.5	13.4170	26365	1882.5	13.4320
26615	1907.5	13.3230	26615	1907.5	13.3600
Channel	Frequency (MHz)	26dB Bandwidth (MHz)	Channel	Frequency (MHz)	26dB Bandwidth (MHz)
26115	1857.5	14.4400	26115	1857.5	14.1900
26365	1882.5	14.6300	26365	1882.5	14.2300
26615	1907.5	14.4100	26615	1907.5	14.1800

Spectrum Plot



LTE Band 25_20M					
QPSK			16QAM		
Channel	Frequency (MHz)	99% Occupied Bandwidth (MHz)	Channel	Frequency (MHz)	99% Occupied Bandwidth (MHz)
26140	1860	17.7360	26140	1860	17.7610
26365	1882.5	17.8910	26365	1882.5	17.8640
26590	1905	17.7950	26590	1905	17.8900
Channel	Frequency (MHz)	26dB Bandwidth (MHz)	Channel	Frequency (MHz)	26dB Bandwidth (MHz)
26140	1860	19.2200	26140	1860	18.8800
26365	1882.5	19.3100	26365	1882.5	18.8800
26590	1905	19.3200	26590	1905	18.9000

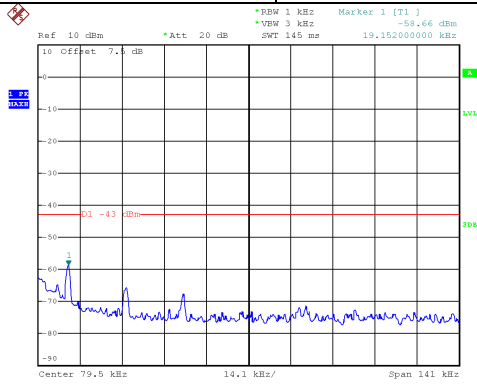
Spectrum Plot



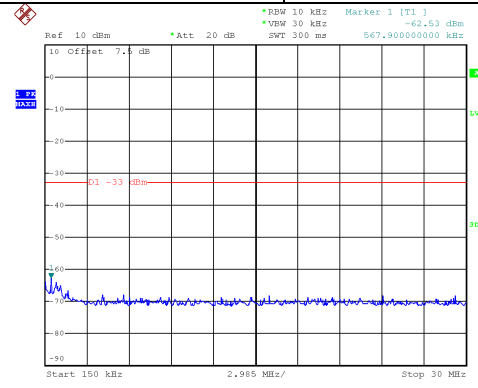
APPENDIX C - CONDUCTED EMISSIONS

WCDMA Band II_WCDMA Spectrum Plot

Channel	Frequency(MHz)	Channel	Frequency(MHz)
9400	1880	9400	1880

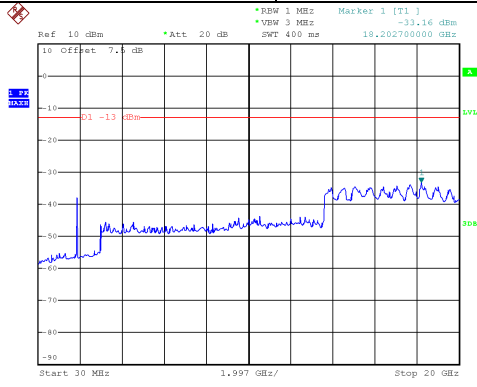


Date: 25.MAY.2020 20:37:55



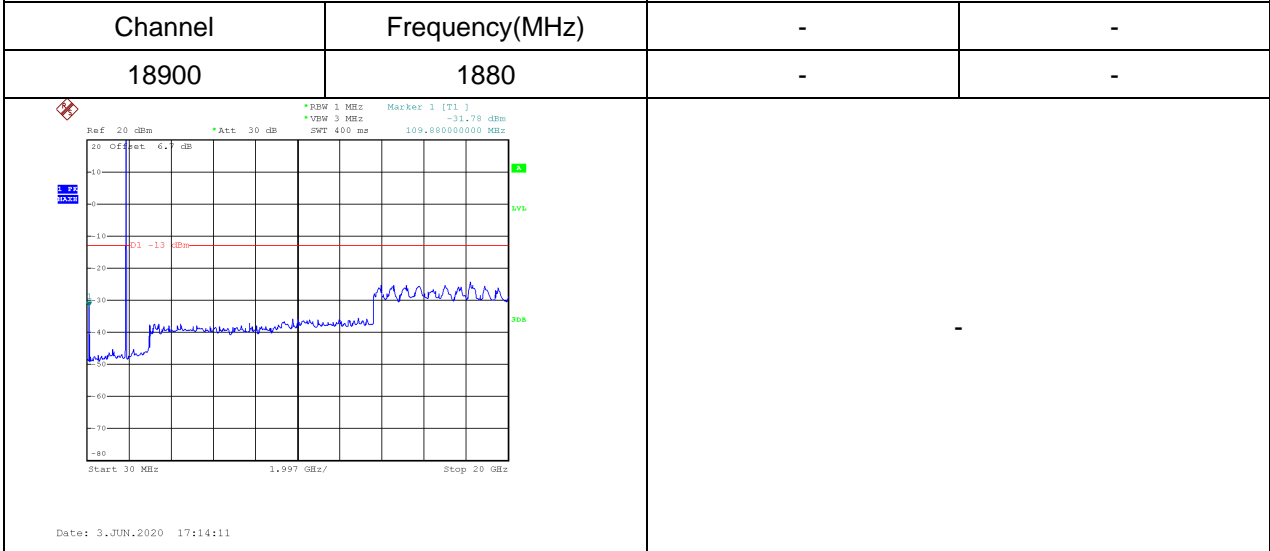
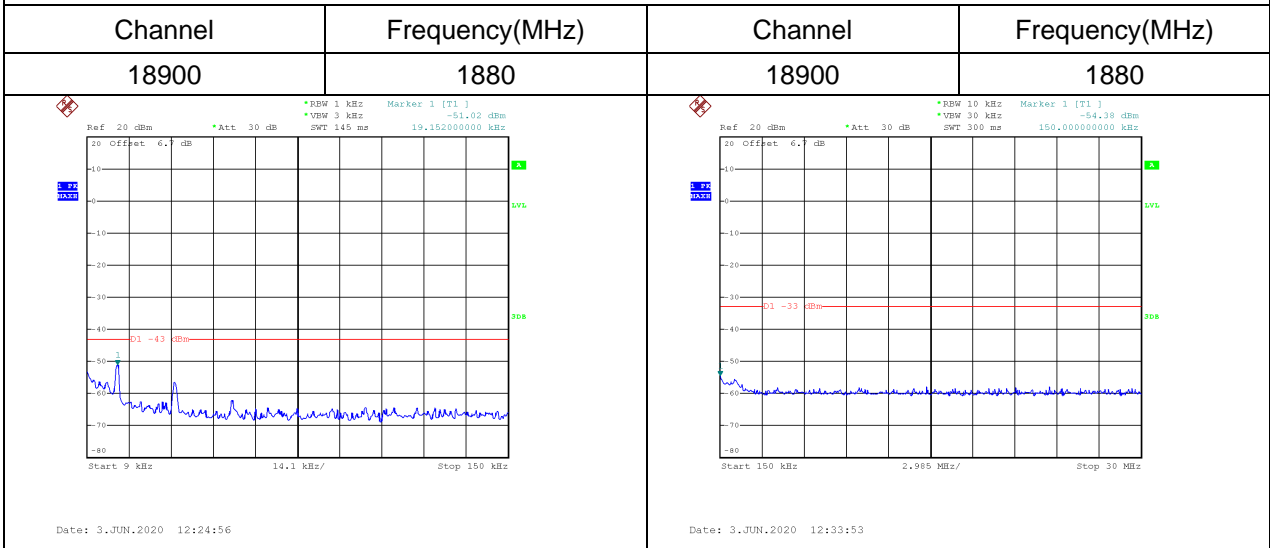
Date: 25.MAY.2020 20:54:34

Channel	Frequency(MHz)		
9400	1880	-	-



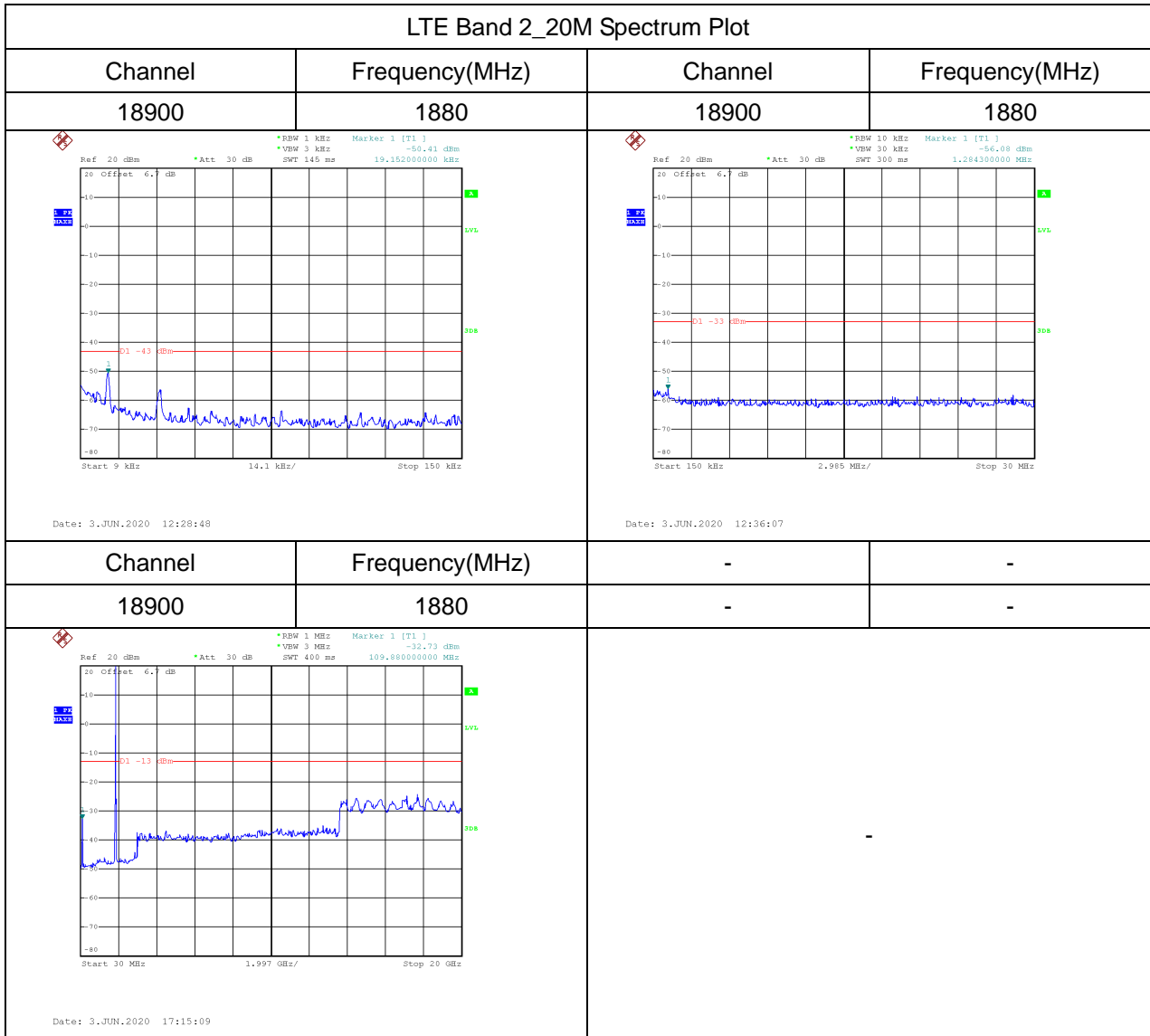
Date: 25.MAY.2020 20:36:00

LTE Band 2_1.4M Spectrum Plot



LTE Band 2_5M Spectrum Plot

Channel	Frequency(MHz)	Channel	Frequency(MHz)
18900	1880	18900	1880
Date: 3.JUN.2020 12:24:05		Date: 3.JUN.2020 12:35:11	
Channel	Frequency(MHz)	-	-
18900	1880	-	-
		-	
Date: 3.JUN.2020 17:14:36			

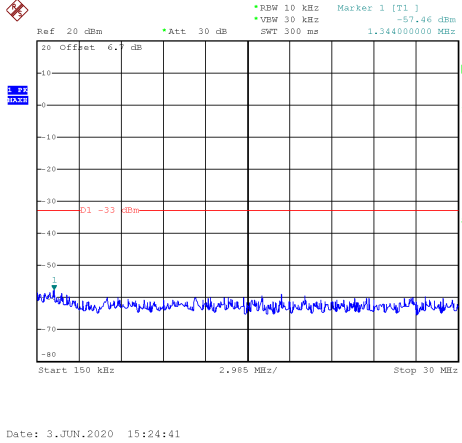
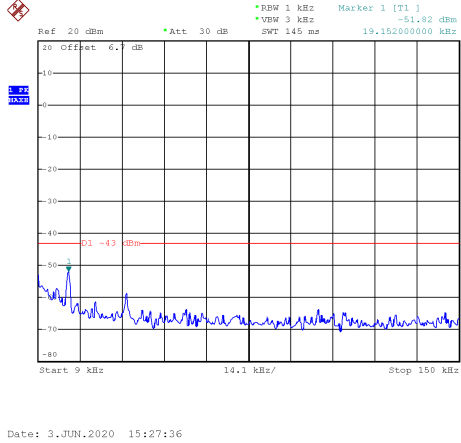


LTE Band 25_1.4M Spectrum Plot

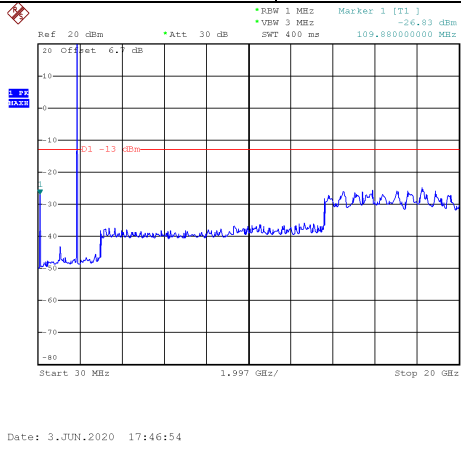
Channel	Frequency(MHz)	Channel	Frequency(MHz)
26365	1882.5	26365	1882.5
<p>Ref 20 dBm Att 30 dB RBW 1 kHz VBW 3 kHz SWT 145 ms Marker 1 [T1] -51.76 dBm 19.152000000 kHz</p> <p>Date: 3.JUN.2020 15:27:16</p>		<p>Ref 20 dBm Att 30 dB RBW 10 kHz VBW 30 kHz SWT 300 ms Marker 1 [T1] -56.21 dBm 269.400000000 kHz</p> <p>Date: 3.JUN.2020 15:23:59</p>	
Channel	Frequency(MHz)	-	-
26365	1882.5	-	-
<p>Ref 20 dBm Att 30 dB RBW 1 MHz VBW 3 MHz SWT 400 ms Marker 1 [T1] -29.61 dBm 109.880000000 MHz</p> <p>Date: 3.JUN.2020 17:46:11</p>		-	

LTE Band 25_5M Spectrum Plot

Channel	Frequency(MHz)	Channel	Frequency(MHz)
26365	1882.5	26365	1882.5



Channel	Frequency(MHz)	-	-
26365	1882.5	-	-



LTE Band 25_20M Spectrum Plot

Channel	Frequency(MHz)	Channel	Frequency(MHz)
26365	1882.5	26365	1882.5
Date: 3.JUN.2020 15:28:06		Date: 3.JUN.2020 15:24:56	
Channel	Frequency(MHz)	-	-
26365	1882.5	-	-
		-	
Date: 3.JUN.2020 17:47:15			

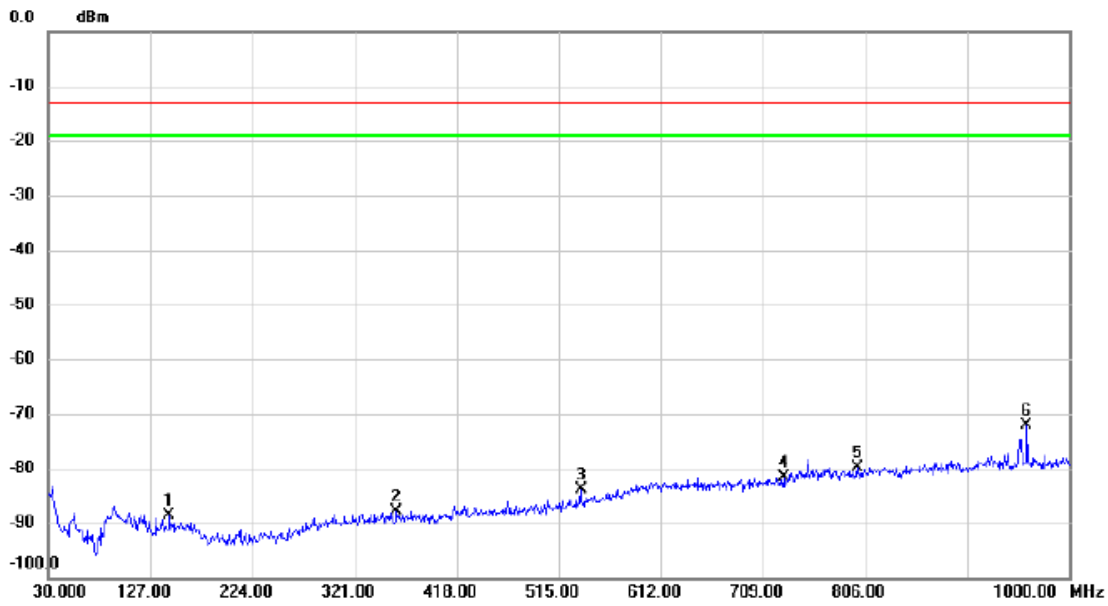
APPENDIX D - RADIATED SPURIOUS EMISSIONS (9KHZ TO 30MHZ)

Note: Below 30MHz, The measured value have enough margin over 20dB than the limit, therefore they are not reported

APPENDIX E - RADIATED EMISSION (30MHZ TO 1GHZ)

Test Mode | WCDMA Band II_TX CH9400

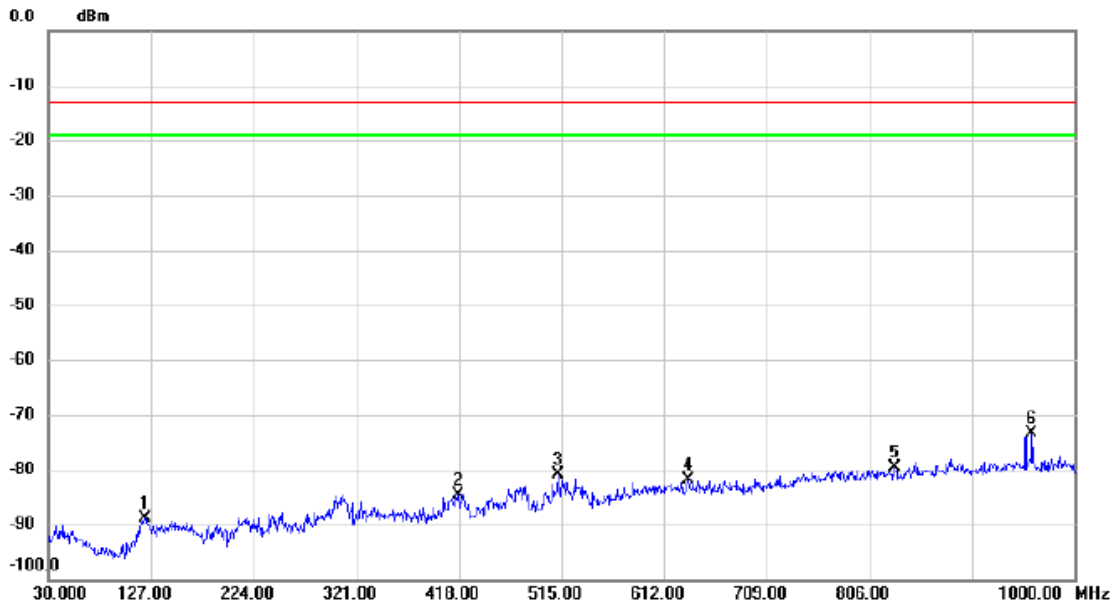
Vertical



No.	Mk.	Freq. MHz	Reading Level dBm	Correct Factor dB	Measure- ment dBm	Limit dBm	Margin dB	Detector	Comment
1		144.6540	-73.33	-15.28	-88.61	-13.00	-75.61	peak	
2		360.7700	-74.30	-13.67	-87.97	-13.00	-74.97	peak	
3		535.8550	-72.34	-11.63	-83.97	-13.00	-70.97	peak	
4		729.0790	-74.20	-7.46	-81.66	-13.00	-68.66	peak	
5		799.1130	-73.31	-6.46	-79.77	-13.00	-66.77	peak	
6	*	959.7450	-67.08	-5.09	-72.17	-13.00	-59.17	peak	

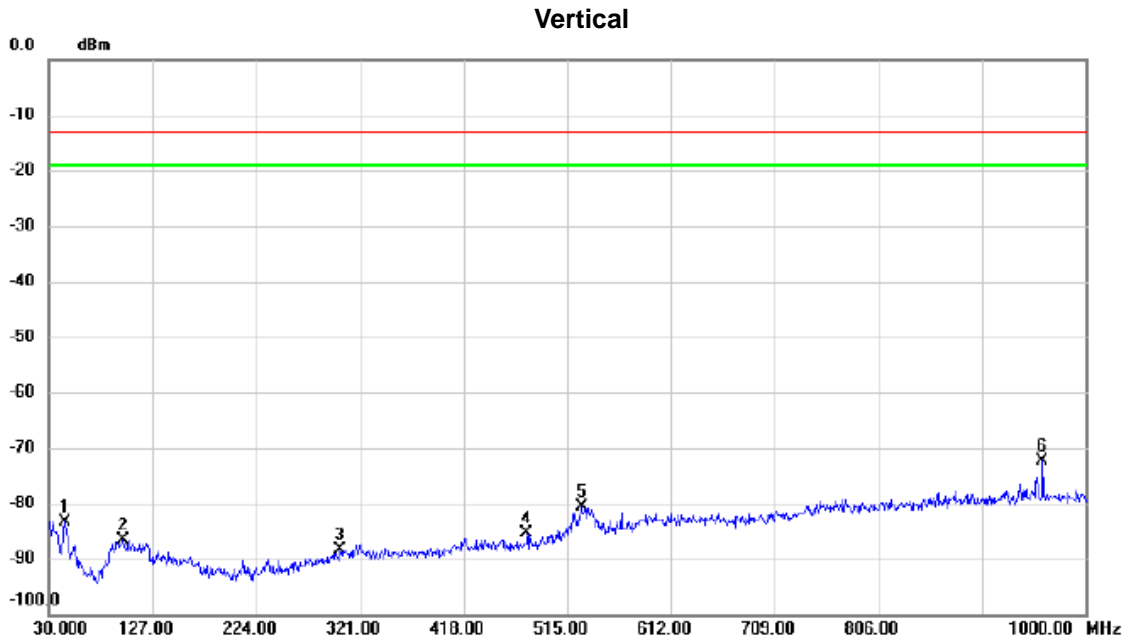
Test Mode | WCDMA Band II_TX CH9400

Horizontal



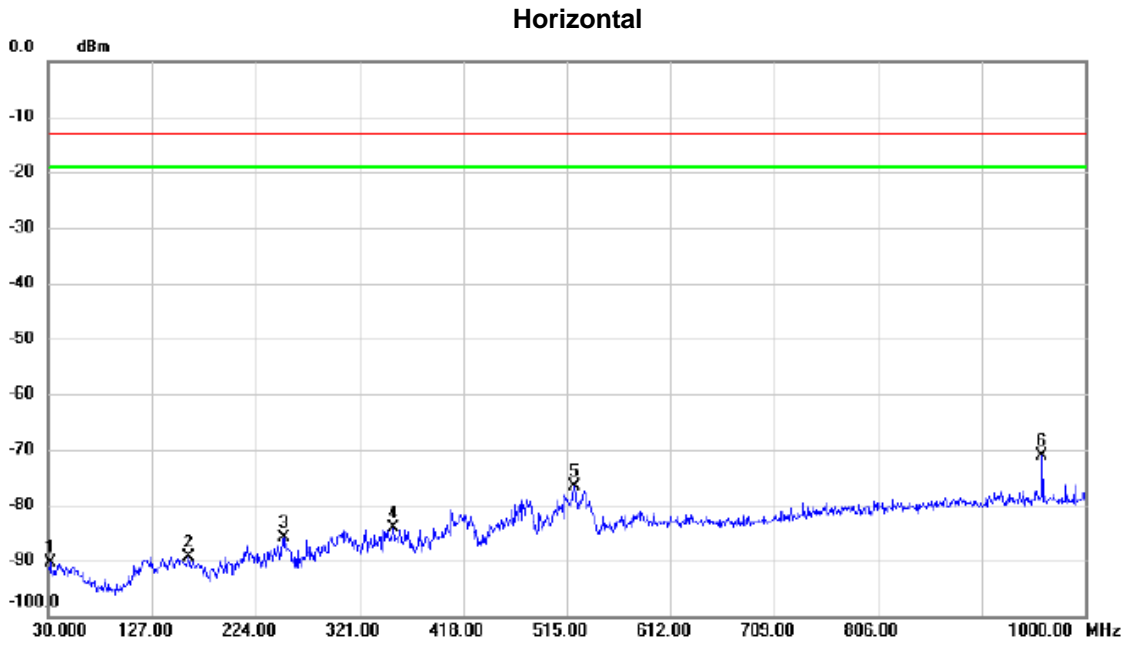
No.	Mk.	Freq. MHz	Reading Level dBm	Correct Factor dB	Measure- ment dBm	Limit dBm	Margin dB	Detector	Comment
1		120.9860	-71.78	-17.06	-88.84	-13.00	-75.84	peak	
2		417.0300	-71.46	-13.14	-84.60	-13.00	-71.60	peak	
3		511.3140	-68.58	-12.32	-80.90	-13.00	-67.90	peak	
4		635.0860	-73.37	-8.56	-81.93	-13.00	-68.93	peak	
5		829.4740	-73.54	-6.20	-79.74	-13.00	-66.74	peak	
6	*	959.7450	-68.18	-5.09	-73.27	-13.00	-60.27	peak	

Test Mode: LTE Band 2_TX CH18900_1.4M



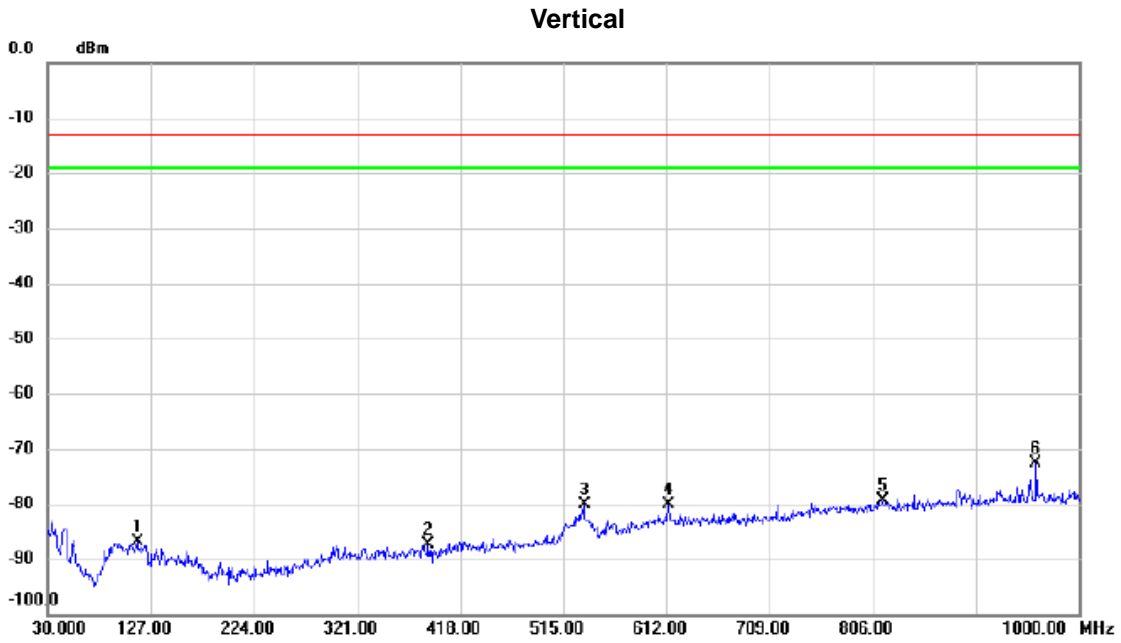
No.	Mk.	Freq. MHz	Reading Level dBm	Correct Factor dB	Measure- ment dBm	Limit dBm	Margin dB	Detector	Comment
1		44.5500	-66.61	-16.86	-83.47	-13.00	-70.47	peak	
2		99.0640	-66.67	-19.94	-86.61	-13.00	-73.61	peak	
3		302.0850	-74.04	-14.28	-88.32	-13.00	-75.32	peak	
4		477.2670	-72.51	-12.83	-85.34	-13.00	-72.34	peak	
5		528.1920	-68.69	-11.85	-80.54	-13.00	-67.54	peak	
6	*	959.6480	-67.25	-5.09	-72.34	-13.00	-59.34	peak	

Test Mode: LTE Band 2_TX CH18900_1.4M



No.	Mk.	Freq. MHz	Reading Level dBm	Correct Factor dB	Measure- ment dBm	Limit dBm	Margin dB	Detector	Comment
1		31.5520	-73.05	-17.32	-90.37	-13.00	-77.37	peak	
2		161.5320	-74.02	-15.35	-89.37	-13.00	-76.37	peak	
3		249.8990	-68.99	-16.89	-85.88	-13.00	-72.88	peak	
4		352.7190	-70.39	-13.70	-84.09	-13.00	-71.09	peak	
5		522.5660	-64.56	-12.00	-76.56	-13.00	-63.56	peak	
6	*	959.7450	-65.99	-5.09	-71.08	-13.00	-58.08	peak	

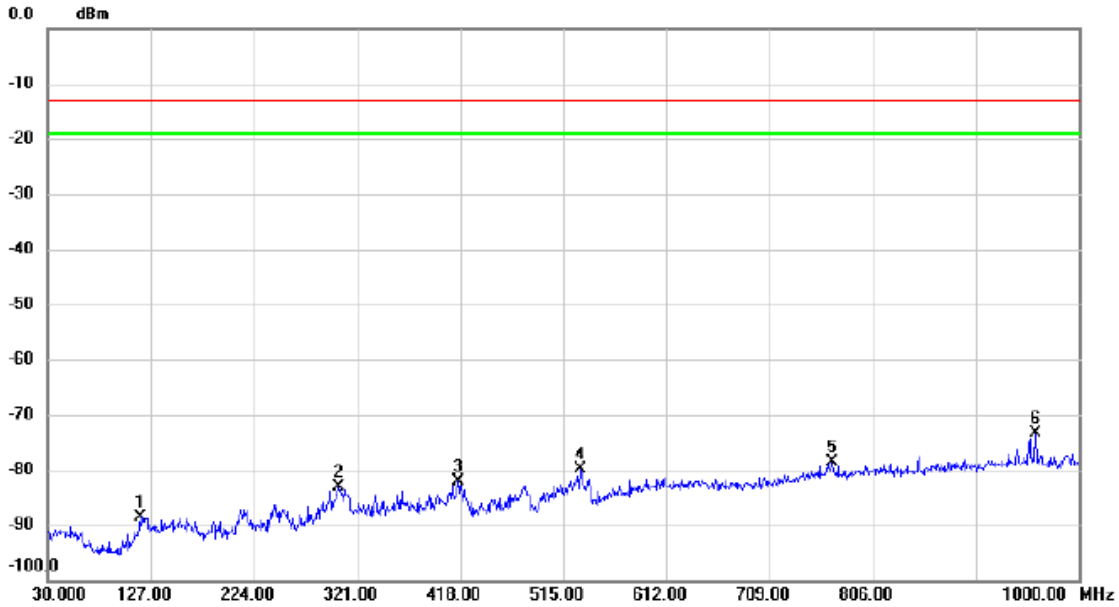
Test Mode: LTE Band 25_TX CH26365_1.4M



No.	Mk.	Freq. MHz	Reading Level dBm	Correct Factor dB	Measure- ment dBm	Limit dBm	Margin dB	Detector	Comment
1		114.1960	-69.16	-17.70	-86.86	-13.00	-73.86	peak	
2		387.9300	-73.47	-13.92	-87.39	-13.00	-74.39	peak	
3		534.8850	-68.37	-11.65	-80.02	-13.00	-67.02	peak	
4		613.9400	-71.63	-8.61	-80.24	-13.00	-67.24	peak	
5		815.3120	-73.04	-6.33	-79.37	-13.00	-66.37	peak	
6	*	959.7450	-67.65	-5.09	-72.74	-13.00	-59.74	peak	

Test Mode: LTE Band 25_TX CH26365_1.4M

Horizontal

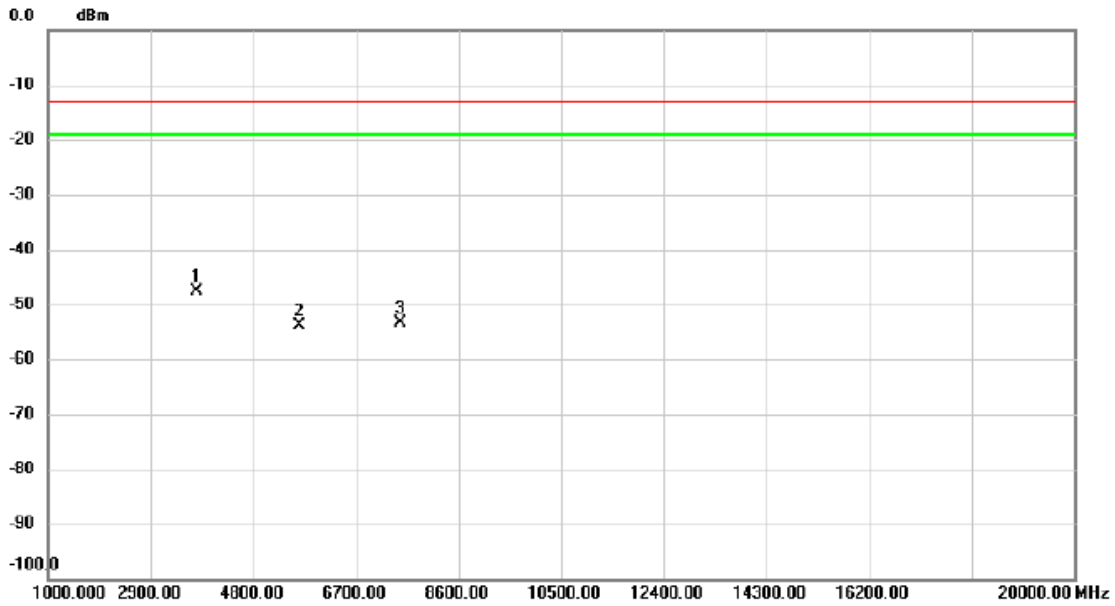


No.	Mk.	Freq. MHz	Reading Level dBm	Correct Factor dB	Measure- ment dBm	Limit dBm	Margin dB	Detector	Comment
1		117.2030	-71.12	-17.38	-88.50	-13.00	-75.50	peak	
2		303.8310	-68.93	-14.26	-83.19	-13.00	-70.19	peak	
3		415.4780	-68.89	-13.21	-82.10	-13.00	-69.10	peak	
4		530.9080	-68.18	-11.77	-79.95	-13.00	-66.95	peak	
5		767.4910	-72.03	-6.60	-78.63	-13.00	-65.63	peak	
6	*	959.6480	-68.31	-5.09	-73.40	-13.00	-60.40	peak	

APPENDIX F - RADIATED EMISSION (ABOVE 1GHZ)

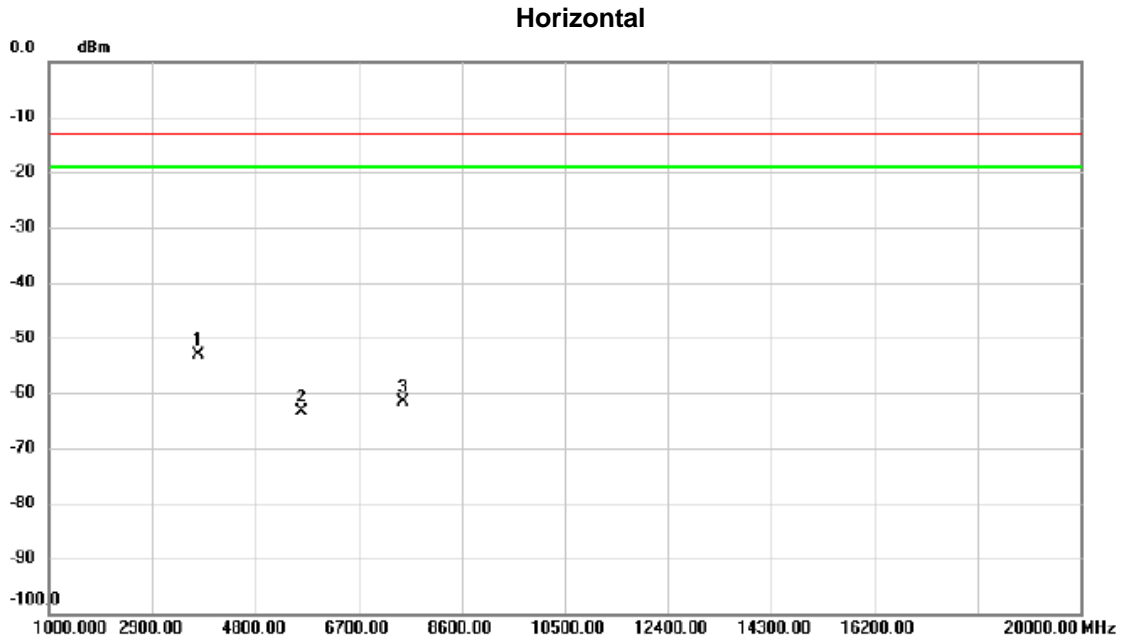
Test Mode | WCDMA Band II_TX CH9400

Vertical



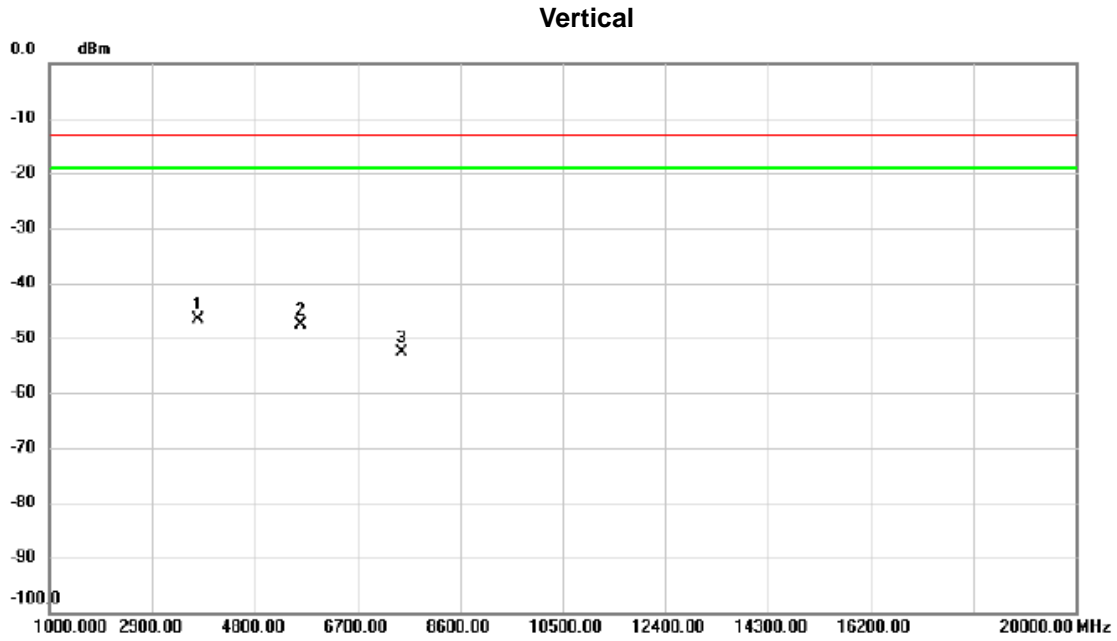
No.	Mk.	Freq. MHz	Reading Level dBm	Correct Factor dB	Measure- ment dBm	Limit dBm	Margin dB	Detector	Comment
1	*	3758.167	-30.53	-16.99	-47.52	-13.00	-34.52	peak	
2		5642.967	-41.95	-11.91	-53.86	-13.00	-40.86	peak	
3		7523.967	-48.02	-5.45	-53.47	-13.00	-40.47	peak	

Test Mode | WCDMA Band II_TX CH9400



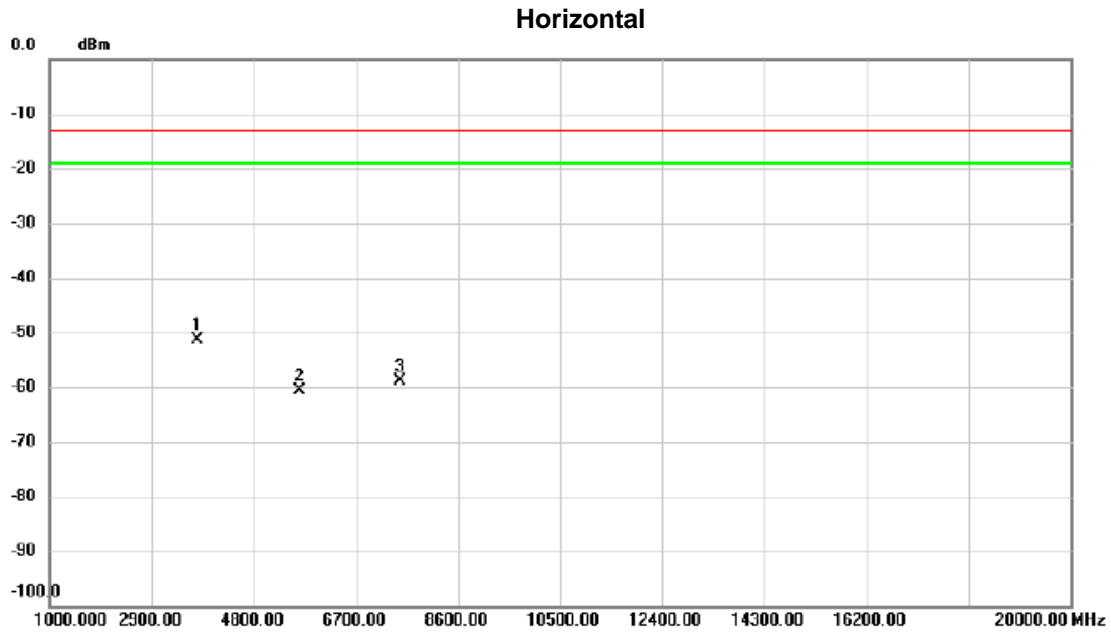
No.	Mk.	Freq. MHz	Reading Level dBm	Correct Factor dB	Measure- ment dBm	Limit dBm	Margin dB	Detector	Comment
1	*	3761.333	-36.04	-16.98	-53.02	-13.00	-40.02	peak	
2		5642.333	-51.50	-11.91	-63.41	-13.00	-50.41	peak	
3		7523.967	-56.14	-5.45	-61.59	-13.00	-48.59	peak	

Test Mode: LTE Band 2_TX CH18900_1.4M



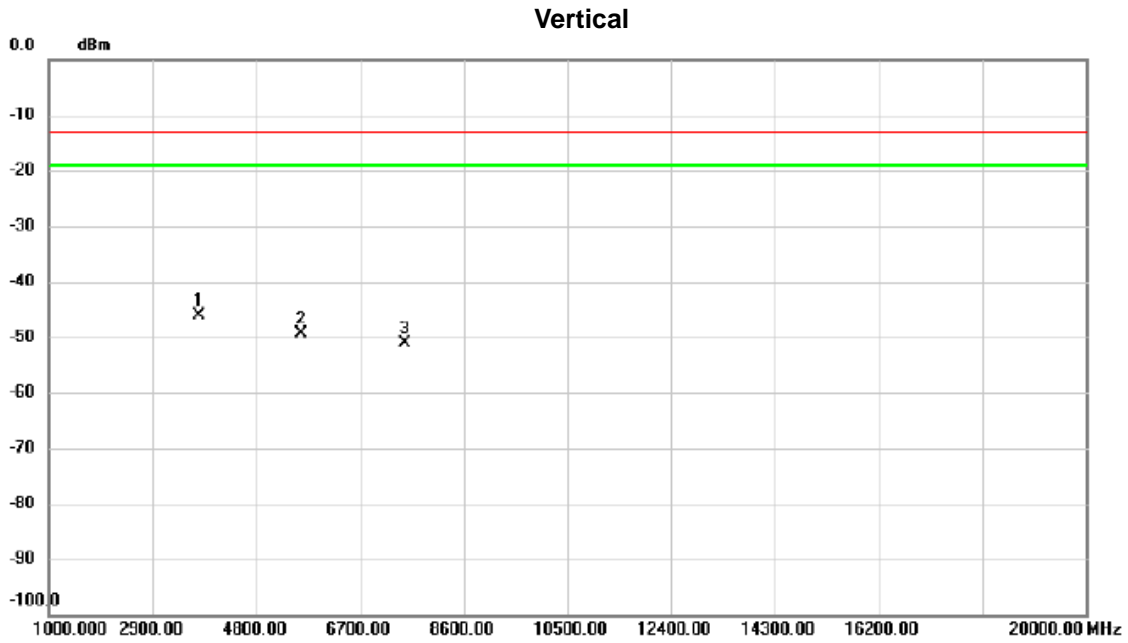
No.	Mk.	Freq. MHz	Reading Level dBm	Correct Factor dB	Measure- ment dBm	Limit dBm	Margin dB	Detector	Comment
1	*	3758.800	-29.51	-16.99	-46.50	-13.00	-33.50	peak	
2		5638.533	-35.75	-11.92	-47.67	-13.00	-34.67	peak	
3		7518.266	-47.18	-5.45	-52.63	-13.00	-39.63	peak	

Test Mode: LTE Band 2_TX CH18900_1.4M



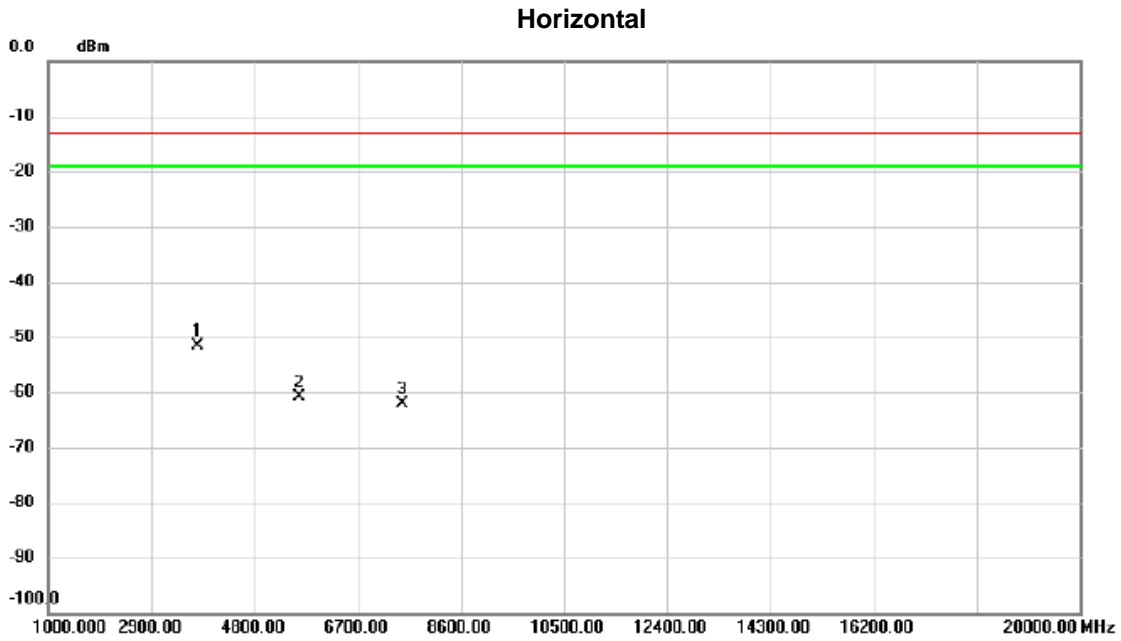
No.	Mk.	Freq. MHz	Reading Level dBm	Correct Factor dB	Measure- ment dBm	Limit dBm	Margin dB	Detector	Comment
1	*	3759.433	-34.38	-16.98	-51.36	-13.00	-38.36	peak	
2		5639.167	-48.78	-11.92	-60.70	-13.00	-47.70	peak	
3		7518.267	-53.43	-5.45	-58.88	-13.00	-45.88	peak	

Test Mode: LTE Band 2_ TX CH18900_5M



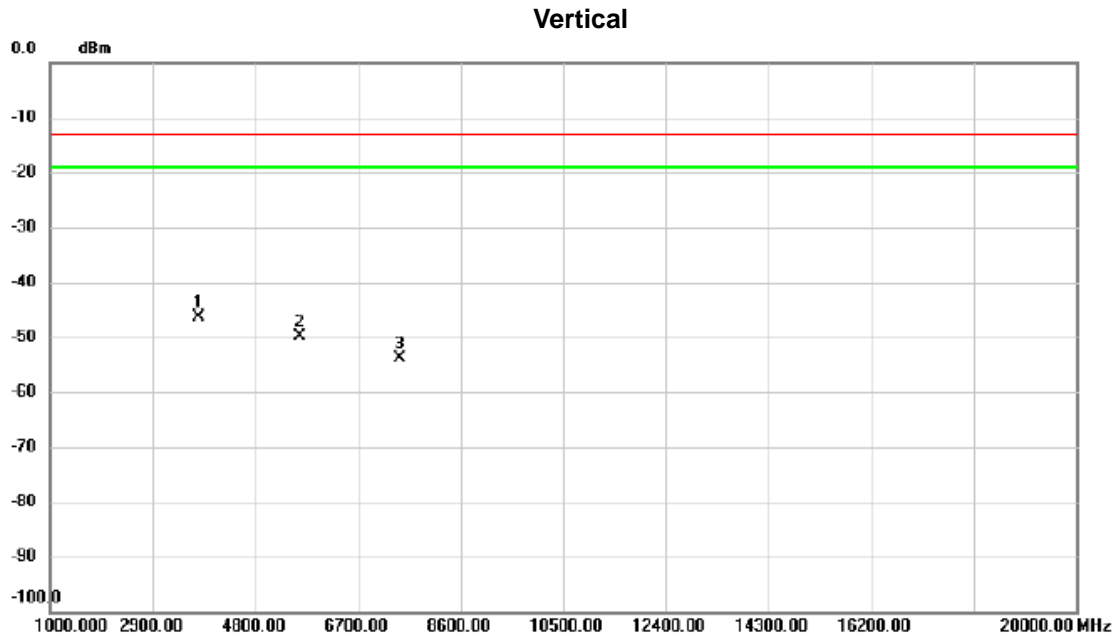
No.	Mk.	Freq. MHz	Reading Level dBm	Correct Factor dB	Measure- ment dBm	Limit dBm	Margin dB	Detector	Comment
1	*	3755.633	-29.21	-16.99	-46.20	-13.00	-33.20	peak	
2		5633.467	-37.50	-11.94	-49.44	-13.00	-36.44	peak	
3		7511.300	-45.71	-5.46	-51.17	-13.00	-38.17	peak	

Test Mode: LTE Band 2_ TX CH18900_5M



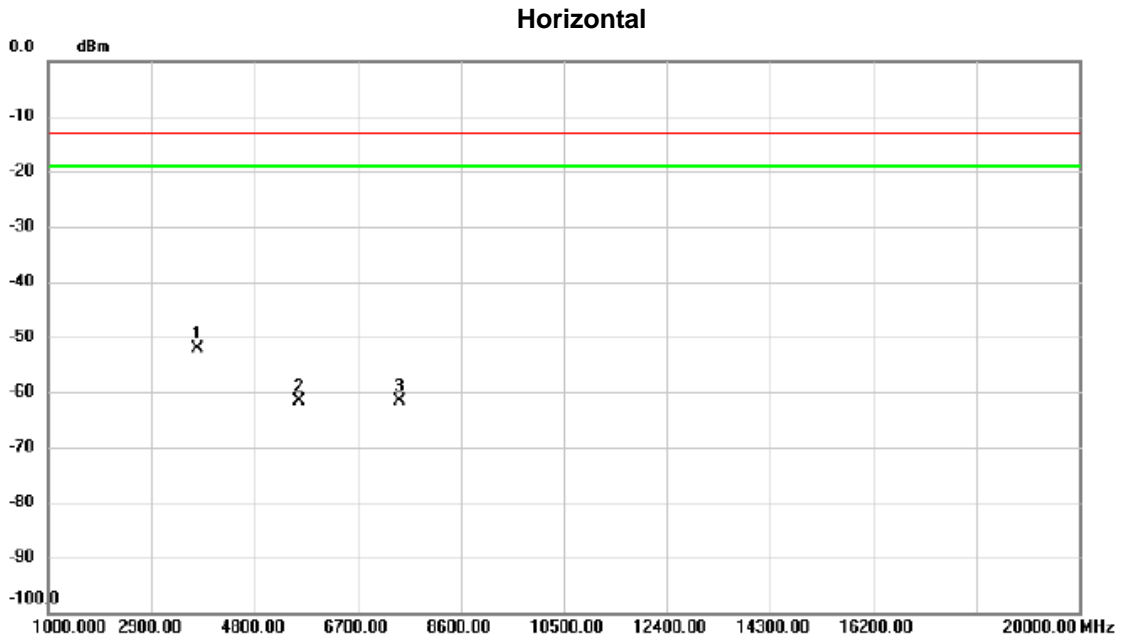
No.	Mk.	Freq. MHz	Reading Level dBm	Correct Factor dB	Measure- ment dBm	Limit dBm	Margin dB	Detector	Comment
1	*	3755.633	-34.66	-16.99	-51.65	-13.00	-38.65	peak	
2		5633.467	-49.04	-11.94	-60.98	-13.00	-47.98	peak	
3		7511.300	-56.74	-5.46	-62.20	-13.00	-49.20	peak	

Test Mode: LTE Band 2_TX CH18900_20M



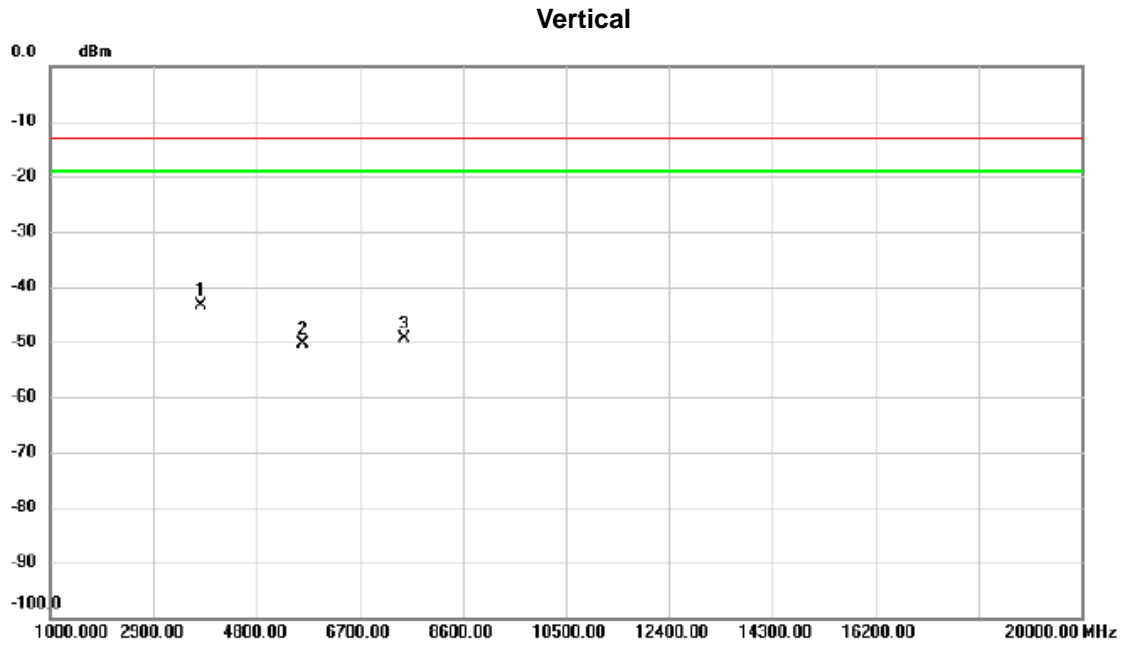
No.	Mk.	Freq. MHz	Reading Level dBm	Correct Factor dB	Measure- ment dBm	Limit dBm	Margin dB	Detector	Comment
1	*	3742.333	-29.44	-17.02	-46.46	-13.00	-33.46	peak	
2		5613.200	-37.78	-11.99	-49.77	-13.00	-36.77	peak	
3		7484.700	-48.25	-5.51	-53.76	-13.00	-40.76	peak	

Test Mode: LTE Band 2_TX CH18900_20M



No.	Mk.	Freq. MHz	Reading Level dBm	Correct Factor dB	Measure- ment dBm	Limit dBm	Margin dB	Detector	Comment
1	*	3742.333	-35.16	-17.02	-52.18	-13.00	-39.18	peak	
2		5613.200	-49.67	-11.99	-61.66	-13.00	-48.66	peak	
3		7484.067	-56.07	-5.52	-61.59	-13.00	-48.59	peak	

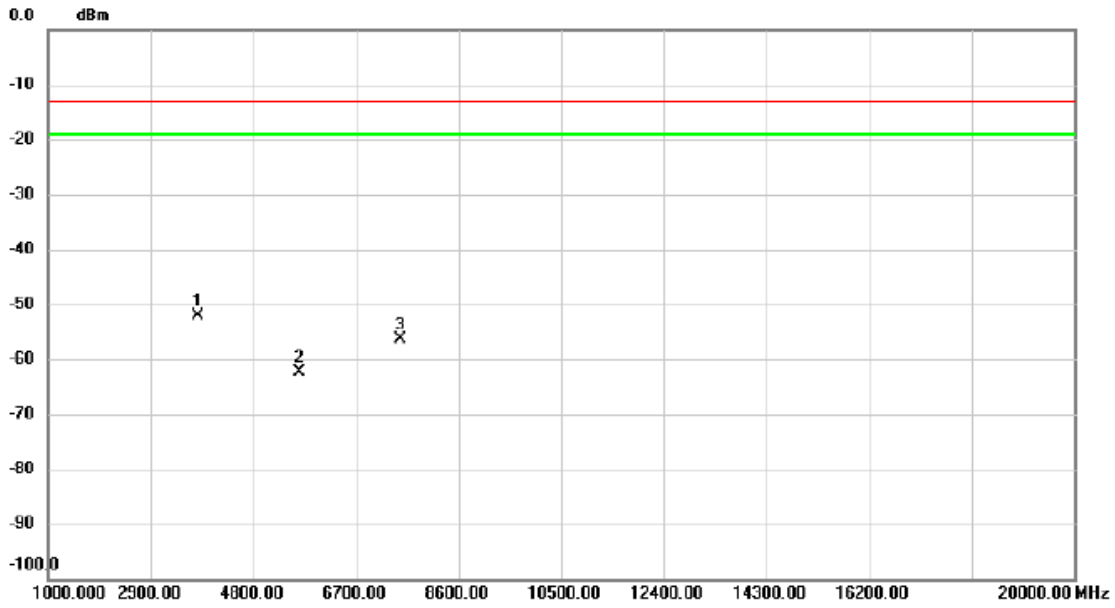
Test Mode: LTE Band 25_TX CH26365_1.4M



No.	Mk.	Freq. MHz	Reading Level dBm	Correct Factor dB	Measure- ment dBm	Limit dBm	Margin dB	Detector	Comment
1	*	3764.500	-26.48	-16.97	-43.45	-13.00	-30.45	peak	
2		5646.133	-38.37	-11.90	-50.27	-13.00	-37.27	peak	
3		7528.400	-43.82	-5.43	-49.25	-13.00	-36.25	peak	

Test Mode: LTE Band 25_TX CH26365_1.4M

Horizontal



No.	Mk.	Freq. MHz	Reading Level dBm	Correct Factor dB	Measure- ment dBm	Limit dBm	Margin dB	Detector	Comment
1	*	3764.500	-35.06	-16.97	-52.03	-13.00	-39.03	peak	
2		5646.133	-50.39	-11.90	-62.29	-13.00	-49.29	peak	
3		7528.400	-50.89	-5.43	-56.32	-13.00	-43.32	peak	