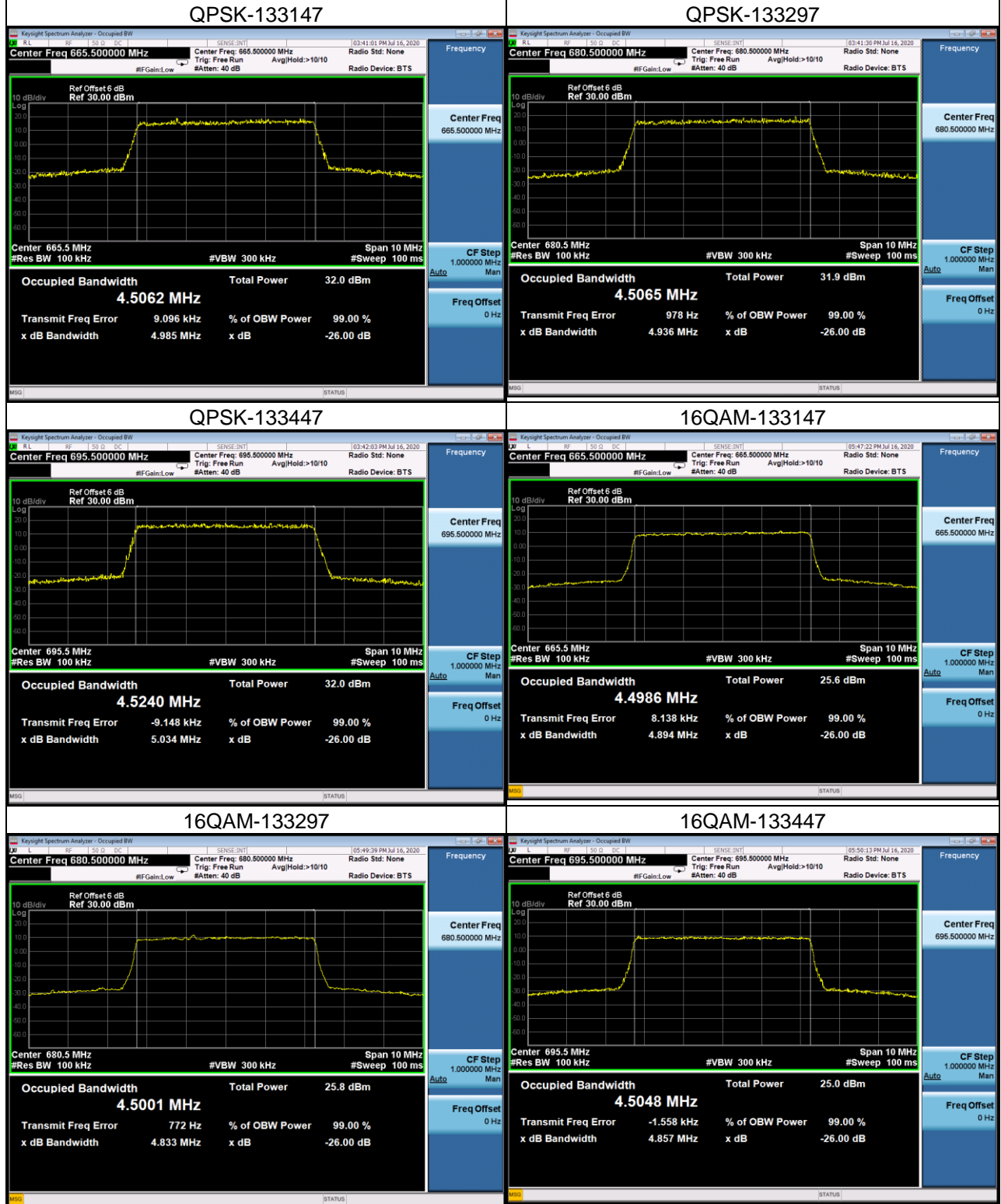
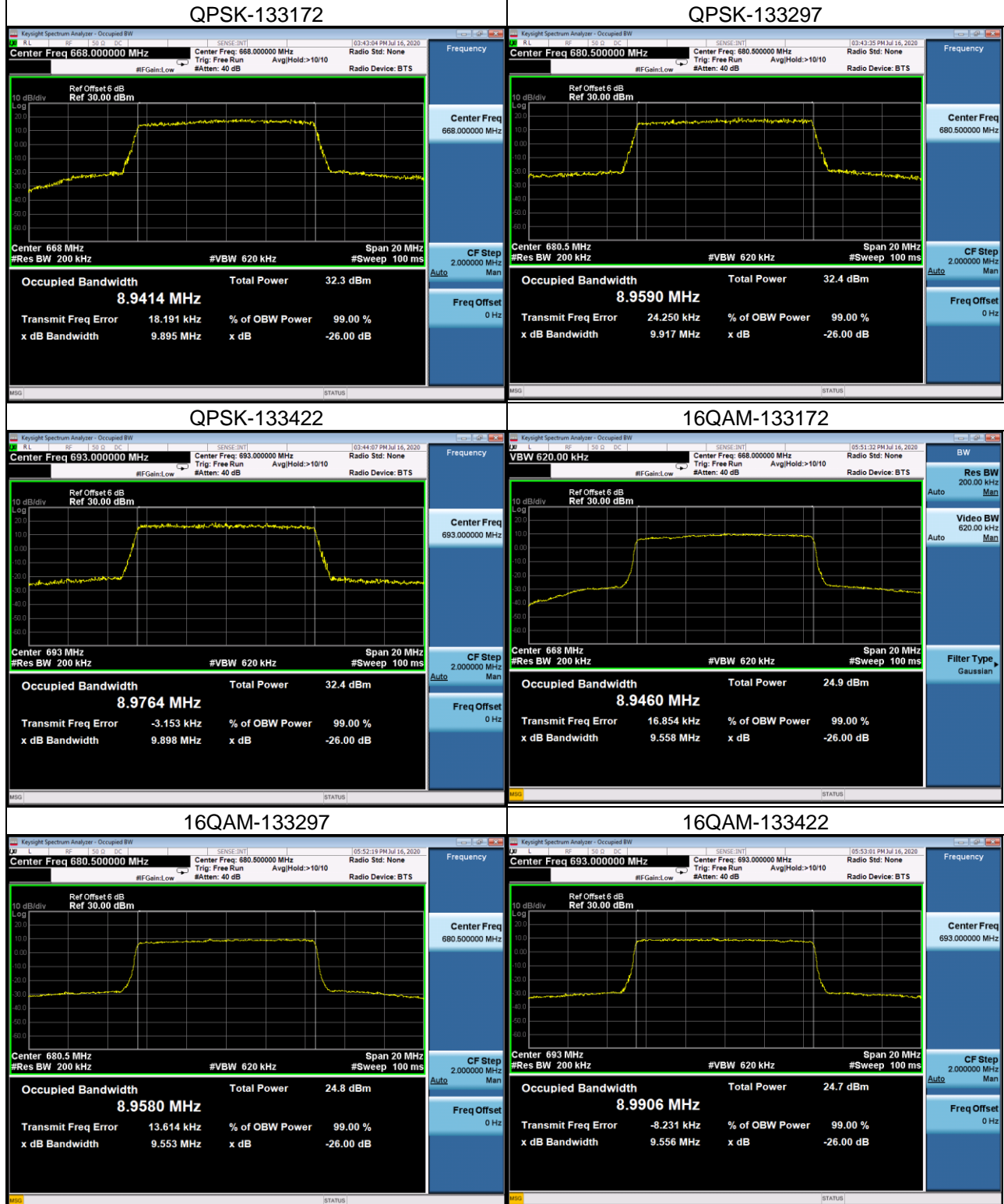


Spectrum Plot



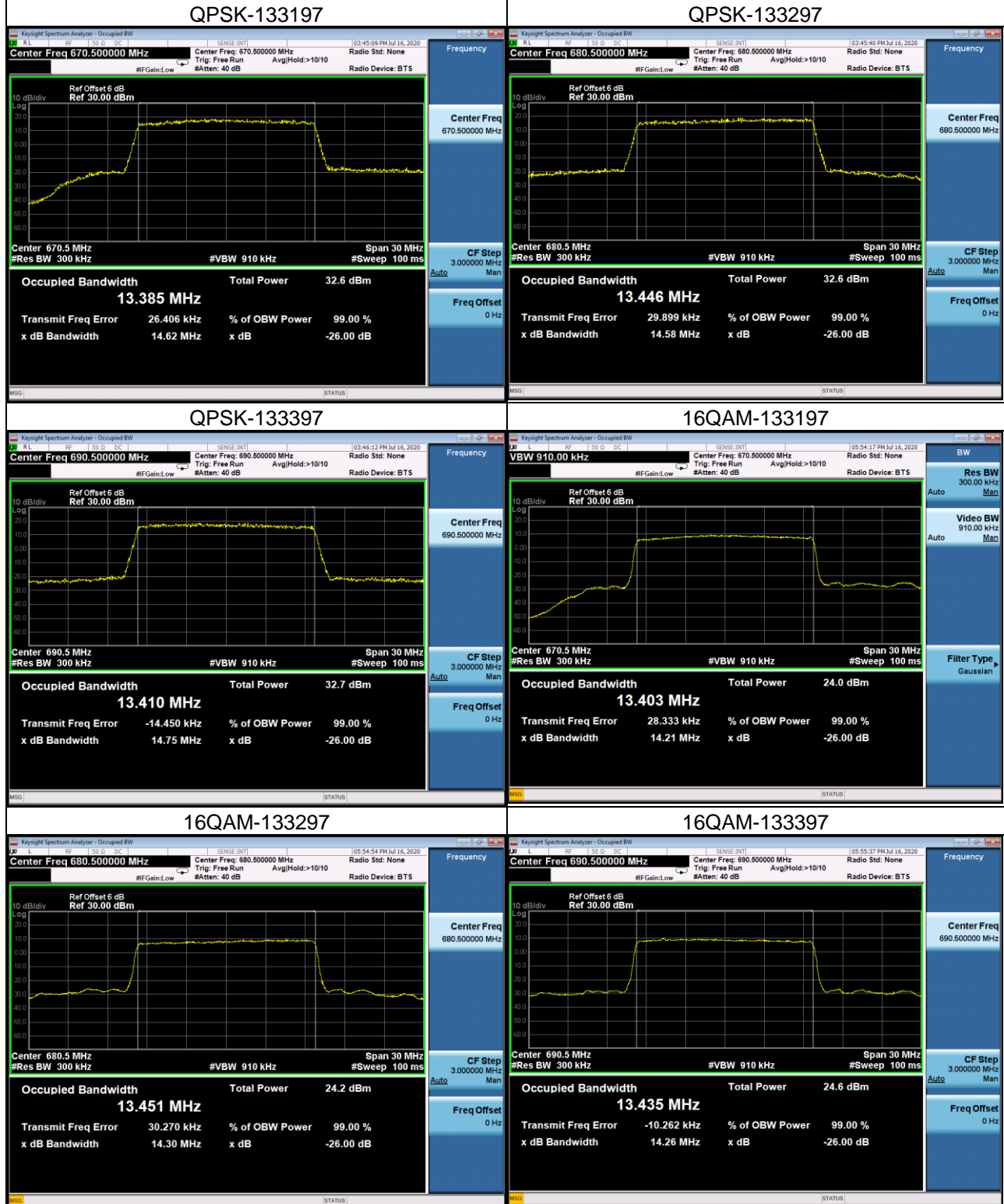
LTE Band 71_10M					
QPSK			16QAM		
Channel	Frequency (MHz)	99% Occupied Bandwidth (MHz)	Channel	Frequency (MHz)	99% Occupied Bandwidth (MHz)
133172	668	8.9414	133172	668	8.9460
133297	680.5	8.9590	133297	680.5	8.9580
133422	693	8.9764	133422	693	8.9906
Channel	Frequency (MHz)	26dB Bandwidth (MHz)	Channel	Frequency (MHz)	26dB Bandwidth (MHz)
133172	668	9.895	133172	668	9.558
133297	680.5	9.917	133297	680.5	9.553
133422	693	9.898	133422	693	9.556

Spectrum Plot

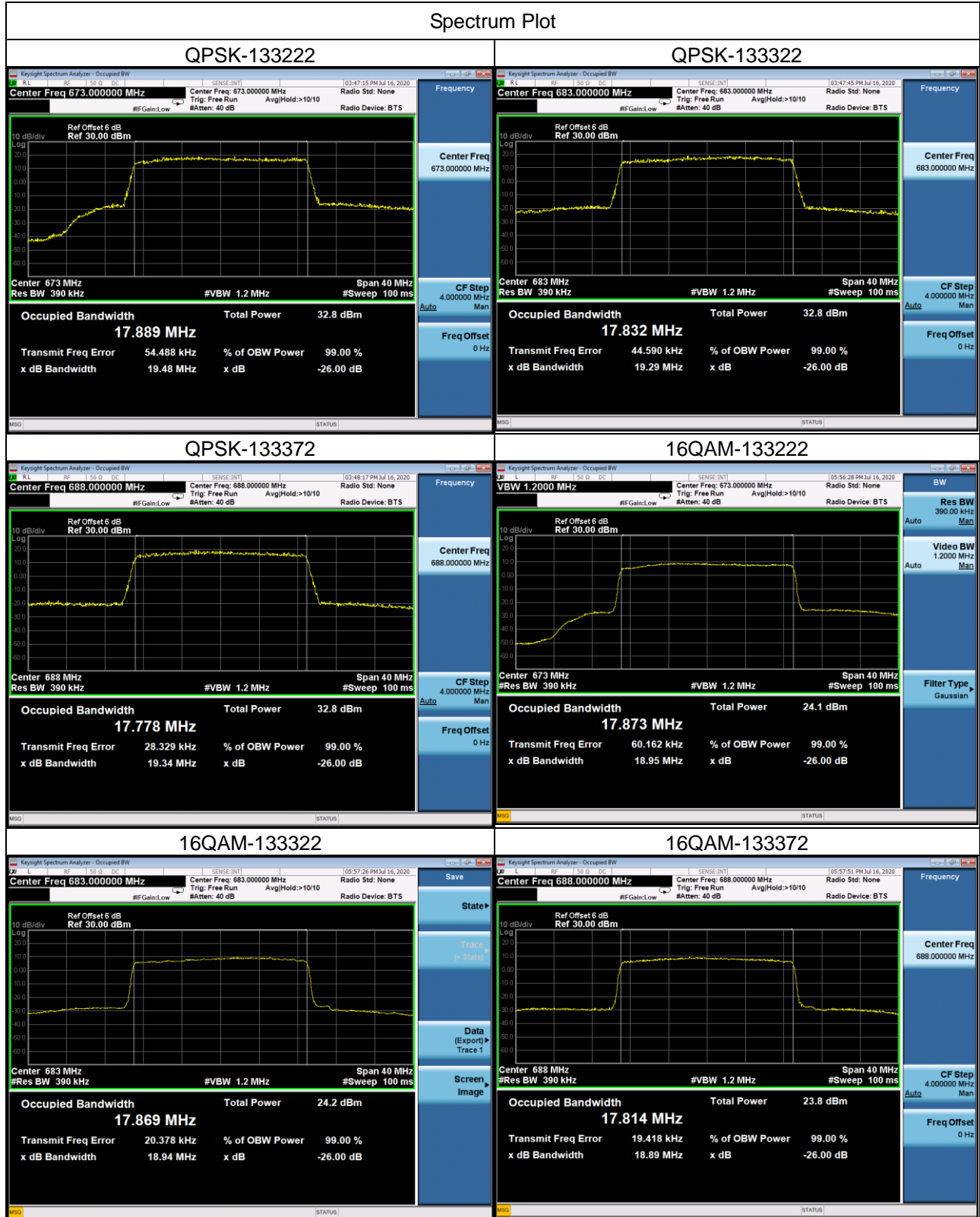


LTE Band 71_15M					
QPSK			16QAM		
Channel	Frequency (MHz)	99% Occupied Bandwidth (MHz)	Channel	Frequency (MHz)	99% Occupied Bandwidth (MHz)
133197	670.5	13.385	133197	670.5	13.403
133297	680.5	13.446	133297	680.5	13.451
133397	690.5	13.410	133397	690.5	13.435
Channel	Frequency (MHz)	26dB Bandwidth (MHz)	Channel	Frequency (MHz)	26dB Bandwidth (MHz)
133197	670.5	14.62	133197	670.5	14.21
133297	680.5	14.58	133297	680.5	14.30
133397	690.5	14.75	133397	690.5	14.26

Spectrum Plot



LTE Band 71_20M					
QPSK			16QAM		
Channel	Frequency (MHz)	99% Occupied Bandwidth (MHz)	Channel	Frequency (MHz)	99% Occupied Bandwidth (MHz)
133222	673	17.889	133222	673	17.873
133322	683	17.832	133322	683	17.869
133372	688	17.778	133372	688	17.814
Channel	Frequency (MHz)	26dB Bandwidth (MHz)	Channel	Frequency (MHz)	26dB Bandwidth (MHz)
133222	673	19.48	133222	673	18.95
133322	683	19.29	133322	683	18.94
133372	688	19.34	133372	688	18.89



APPENDIX C - CONDUCTED EMISSIONS

WCDMA Band IV_WCDMA			
Channel	Frequency(MHz)	Channel	Frequency(MHz)
1413	1732.6	1413	1732.6
Channel	Frequency(MHz)	-	-
1413	1732.6	-	-
		-	

LTE Band 4_1.4M			
Channel	Frequency(MHz)	Channel	Frequency(MHz)
20175	1732.5	20175	1732.5
<p>Date: 3.JUN.2020 14:00:54</p>		<p>Date: 3.JUN.2020 18:11:17</p>	
Channel	Frequency(MHz)	-	-
20175	1732.5	-	-
<p>Date: 3.JUN.2020 17:16:51</p>		-	

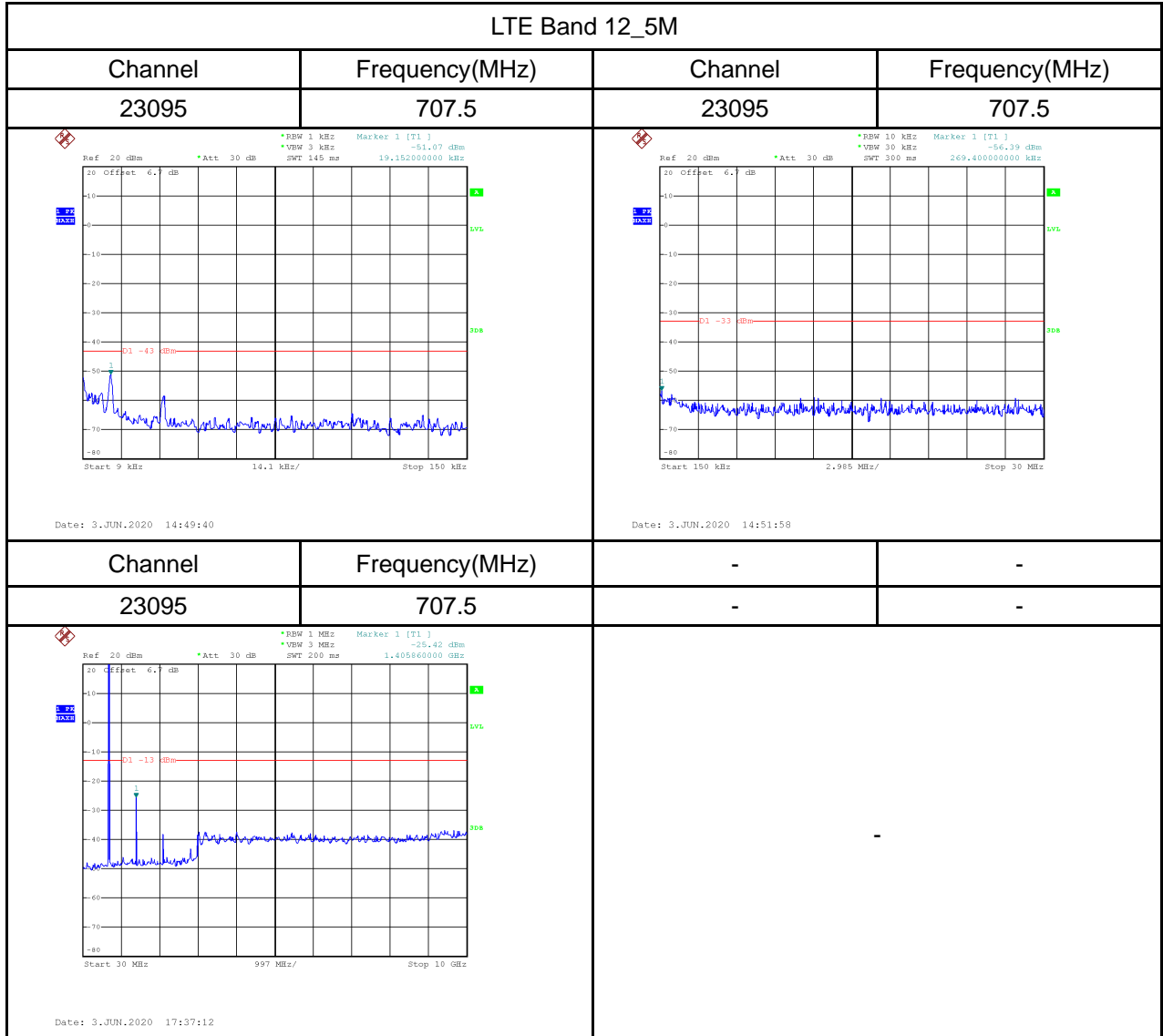
LTE Band 4_5M			
Channel	Frequency(MHz)	Channel	Frequency(MHz)
20175	1732.5	20175	1732.5
<p>Date: 3.JUN.2020 14:03:18</p>		<p>Date: 3.JUN.2020 18:13:36</p>	
Channel	Frequency(MHz)	-	-
20175	1732.5	-	-
<p>Date: 3.JUN.2020 17:17:51</p>		-	

LTE Band 4_20M			
Channel	Frequency(MHz)	Channel	Frequency(MHz)
20175	1732.5	20175	1732.5
<p>Date: 3.JUN.2020 14:04:27</p>		<p>Date: 3.JUN.2020 18:13:47</p>	
Channel	Frequency(MHz)	-	-
20175	1732.5	-	-
<p>Date: 3.JUN.2020 18:16:53</p>		-	

LTE Band 7_5M			
Channel	Frequency(MHz)	Channel	Frequency(MHz)
21100	2535	21100	2535
<p>Date: 3.JUN.2020 14:37:15</p>		<p>Date: 3.JUN.2020 18:11:10</p>	
Channel	Frequency(MHz)	-	-
21100	2535	-	-
<p>Date: 3.JUN.2020 17:24:23</p>		-	

LTE Band 7_20M			
Channel	Frequency(MHz)	Channel	Frequency(MHz)
21100	2535	21100	2535
<p>Date: 3.JUN.2020 14:37:47</p>		<p>Date: 3.JUN.2020 18:11:44</p>	
Channel	Frequency(MHz)	-	-
21100	2535	-	-
<p>Date: 3.JUN.2020 17:26:40</p>		-	

LTE Band 12_1.4M			
Channel	Frequency(MHz)	Channel	Frequency(MHz)
23095	707.5	23095	707.5
<p>Ref: 20 dBm *Att: 30 dB RBW: 1 kHz Marker: 1 [T1] -49.71 dBm *VFW: 3 kHz SWF: 145 ms 9.000000000 kHz</p> <p>Date: 3.JUN.2020 14:49:28</p>		<p>Ref: 20 dBm *Att: 30 dB RBW: 10 kHz Marker: 1 [T1] -55.55 dBm *VFW: 30 kHz SWF: 300 ms 150.000000000 kHz</p> <p>Date: 3.JUN.2020 14:51:42</p>	
Channel	Frequency(MHz)	-	-
23095	707.5	-	-
<p>Ref: 20 dBm *Att: 30 dB RBW: 1 MHz Marker: 1 [T1] -27.26 dBm *VFW: 3 MHz SWF: 200 ms 1.405660000 GHz</p> <p>Date: 3.JUN.2020 17:36:47</p>			



LTE Band 12_10M			
Channel	Frequency(MHz)	Channel	Frequency(MHz)
23095	707.5	23095	707.5
<p>Date: 3.JUN.2020 14:49:47</p>		<p>Date: 3.JUN.2020 14:52:01</p>	
Channel	Frequency(MHz)	-	-
23095	707.5	-	-
<p>Date: 3.JUN.2020 17:38:18</p>		-	

LTE Band 13_5M			
Channel	Frequency(MHz)	Channel	Frequency(MHz)
23230	782.0	23230	782.0
<p>Date: 3.JUN.2020 15:07:07</p>		<p>Date: 3.JUN.2020 14:57:04</p>	
Channel	Frequency(MHz)	-	-
23230	782.0	-	-
<p>Date: 3.JUN.2020 17:40:35</p>		-	

LTE Band 13_10M			
Channel	Frequency(MHz)	Channel	Frequency(MHz)
23230	782.0	23230	782.0
<p>Date: 3.JUN.2020 15:07:14</p>		<p>Date: 3.JUN.2020 14:57:08</p>	
Channel	Frequency(MHz)	-	-
23230	782.0	-	-
<p>Date: 3.JUN.2020 17:39:37</p>		-	

LTE Band 17_5M			
Channel	Frequency(MHz)	Channel	Frequency(MHz)
23790	710.0	23790	710.0
<p>Date: 24.JUL.2020 04:24:04</p>		<p>Date: 24.JUL.2020 04:25:05</p>	
Channel	Frequency(MHz)	-	-
23790	710.0	-	-
<p>Date: 24.JUL.2020 04:18:27</p>		-	

LTE Band 17_10M			
Channel	Frequency(MHz)	Channel	Frequency(MHz)
23790	710.0	23790	710.0
<p>Date: 24.JUL.2020 04:22:34</p>		<p>Date: 24.JUL.2020 04:25:56</p>	
Channel	Frequency(MHz)	-	-
23790	710.0	-	-
<p>Date: 24.JUL.2020 04:19:43</p>		-	

LTE Band 41_5M			
Channel	Frequency(MHz)	Channel	Frequency(MHz)
40620	2593	40620	2593
<p>Date: 3.JUN.2020 15:41:51</p>		<p>Date: 3.JUN.2020 15:38:34</p>	
Channel	Frequency(MHz)	-	-
40620	2593	-	-
<p>Date: 3.JUN.2020 18:07:19</p>			

LTE Band 41_20M			
Channel	Frequency(MHz)	Channel	Frequency(MHz)
40620	2593	40620	2593
<p>Date: 3.JUN.2020 15:42:13</p>		<p>Date: 3.JUN.2020 15:39:00</p>	
Channel	Frequency(MHz)	-	-
40620	2593	-	-
<p>Date: 3.JUN.2020 18:09:45</p>		-	

LTE Band 66_1.4M			
Channel	Frequency(MHz)	Channel	Frequency(MHz)
132322	1745	132322	1745
<p>Date: 14.APR.2020 22:48:27</p>		<p>Date: 14.APR.2020 22:46:11</p>	
Channel	Frequency(MHz)	-	-
132322	1745	-	-
<p>Date: 3.JUN.2020 18:01:55</p>			

LTE Band 66_5M			
Channel	Frequency(MHz)	Channel	Frequency(MHz)
132322	1745	132322	1745
<p>Ref: 20 dBm, Att: 30 dB, RBW: 1 kHz, VBW: 3 kHz, SWT: 145 ms, Marker: 1 [T1] -50.93 dBm, 19.152000000 kHz</p> <p>Date: 3.JUN.2020 15:49:27</p>		<p>Ref: 20 dBm, Att: 30 dB, RBW: 10 kHz, VBW: 30 kHz, SWT: 300 ms, Marker: 1 [T1] -55.67 dBm, 209.700000000 kHz</p> <p>Date: 3.JUN.2020 15:52:15</p>	
Channel	Frequency(MHz)	-	-
132322	1745	-	-
<p>Ref: 20 dBm, Att: 30 dB, RBW: 1 MHz, VBW: 3 MHz, SWT: 400 ms, Marker: 1 [T1] -45.65 dBm, 869.740000000 MHz</p> <p>Date: 3.JUN.2020 18:02:18</p>			

LTE Band 66_20M			
Channel	Frequency(MHz)	Channel	Frequency(MHz)
132322	1745	132322	1745
<p>Date: 3.JUN.2020 15:49:43</p>		<p>Date: 3.JUN.2020 15:51:01</p>	
Channel	Frequency(MHz)	-	-
132322	1745	-	-
<p>Date: 3.JUN.2020 18:02:49</p>		-	

LTE Band 71_5M			
Channel	Frequency(MHz)	Channel	Frequency(MHz)
133297	680.5	133297	680.5
Channel	Frequency(MHz)	-	-
133297	680.5	-	-
		-	

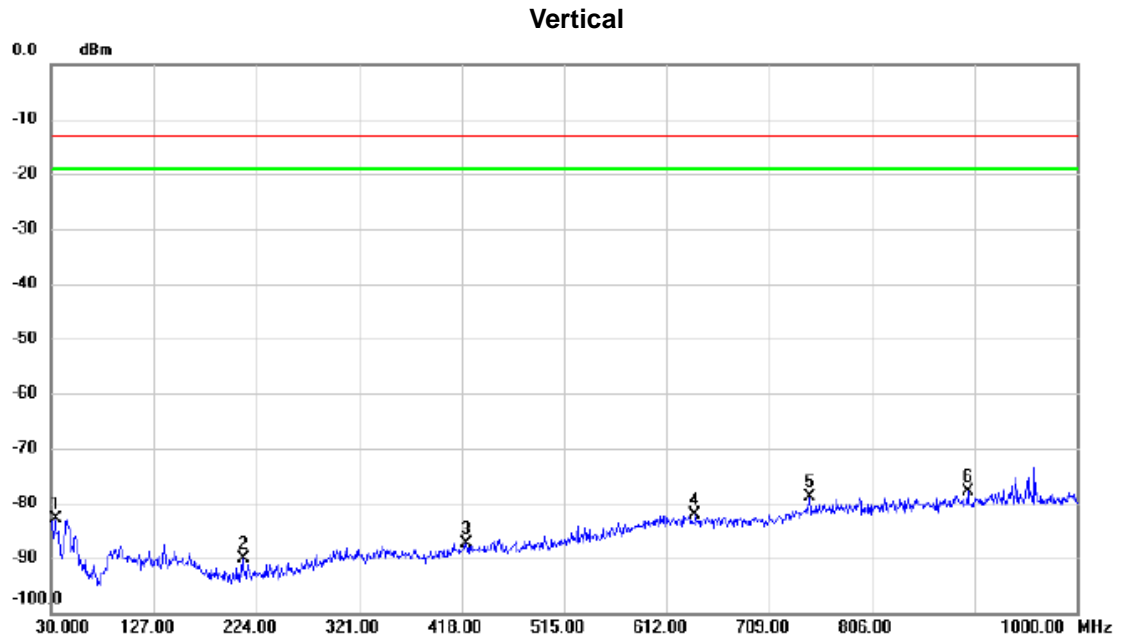
LTE Band 71_20M			
Channel	Frequency(MHz)	Channel	Frequency(MHz)
133322	683	133322	683
<p>Ref 20 dBm *Att 30 dB *RBW 1 kHz Marker 1 [T1] -53.96 dBm *VBW 3 kHz SWT 145 ms 9.000000000 kHz</p> <p>Start 9 kHz 14.1 kHz/ Stop 150 kHz</p> <p>Date: 16.JUL.2020 17:07:16</p>		<p>Ref 20 dBm *Att 30 dB *RBW 10 kHz Marker 1 [T1] -49.96 dBm *VBW 30 kHz SWT 300 ms 2.358900000 MHz</p> <p>Start 150 kHz 2.985 MHz/ Stop 30 MHz</p> <p>Date: 16.JUL.2020 17:10:08</p>	
Channel	Frequency(MHz)	-	-
133322	683	-	-
<p>Ref 20 dBm *Att 30 dB *RBW 1 MHz Marker 1 [T1] -35.64 dBm *VBW 3 MHz SWT 140 ms 1.356120900 GHz</p> <p>Start 150 kHz 699.985 MHz/ Stop 7 GHz</p> <p>Date: 16.JUL.2020 17:14:43</p>		-	

APPENDIX D - RADIATED SPURIOUS EMISSION (9KHZ TO 30MHZ)

Note: Below 30MHz, The measured value have enough margin over 20dB than the limit, therefore they are not reported

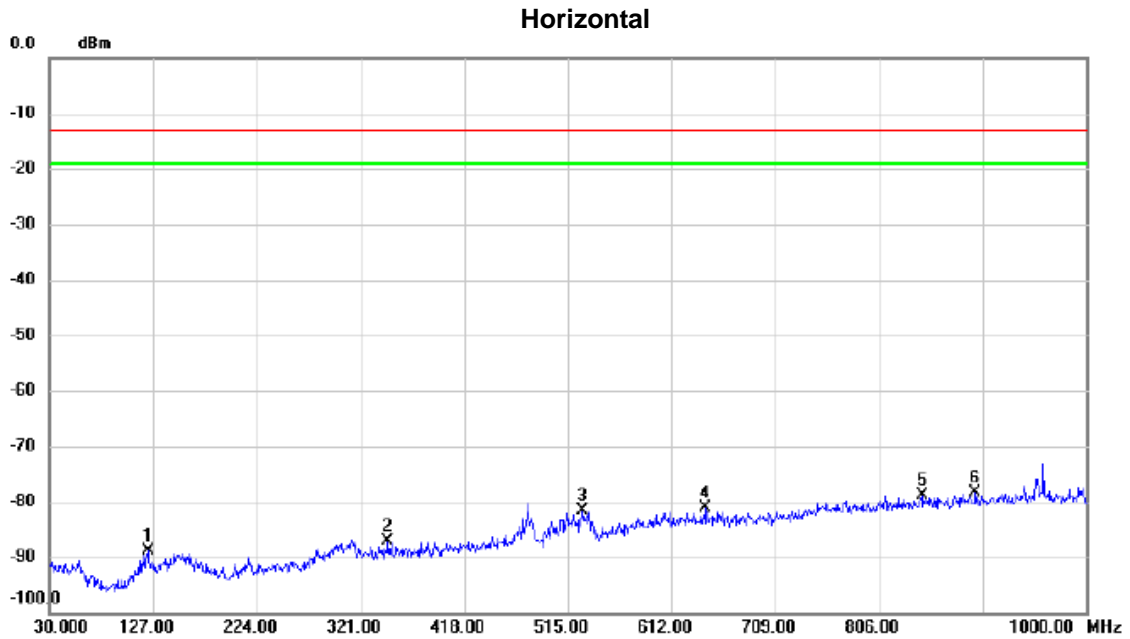
APPENDIX E - RADIATED EMISSION (30MHZ TO 1GHZ)

Test Mode | WCDMA Band IV_TX CH1413



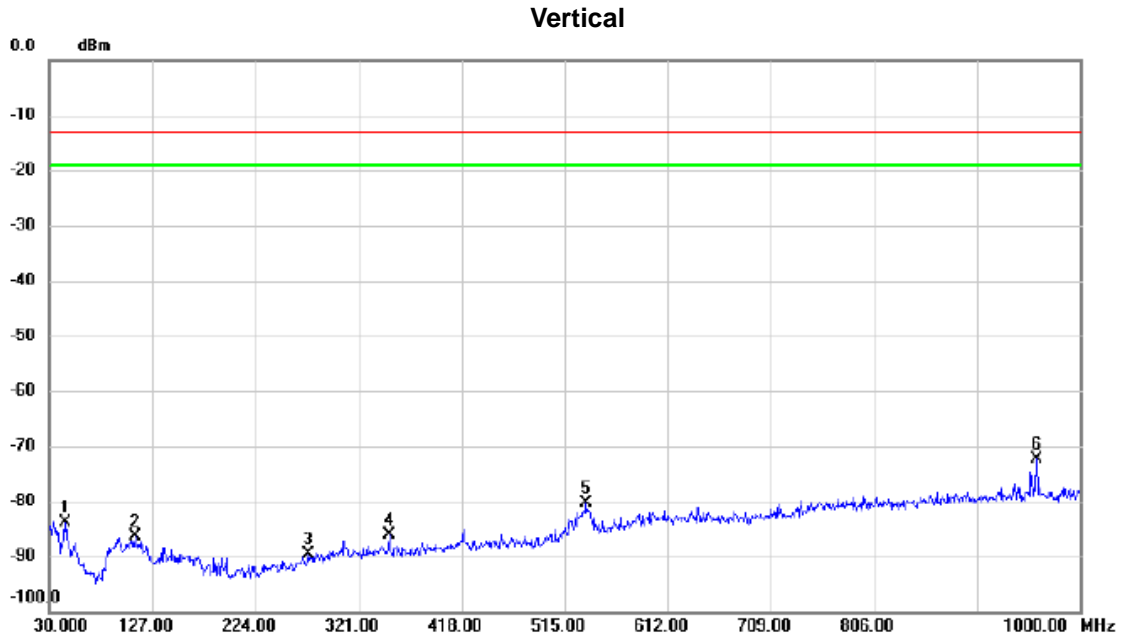
No.	Mk.	Freq. MHz	Reading Level dBm	Correct Factor dB	Measure- ment dBm	Limit dBm	Margin dB	Detector	Comment
1		34.2680	-65.48	-17.27	-82.75	-13.00	-69.75	peak	
2		211.0990	-71.95	-18.28	-90.23	-13.00	-77.23	peak	
3		421.9770	-74.28	-13.01	-87.29	-13.00	-74.29	peak	
4		638.9660	-73.57	-8.54	-82.11	-13.00	-69.11	peak	
5		747.5090	-72.22	-6.76	-78.98	-13.00	-65.98	peak	
6	*	896.7920	-72.44	-5.46	-77.90	-13.00	-64.90	peak	

Test Mode	WCDMA Band IV_TX CH1413
-----------	-------------------------



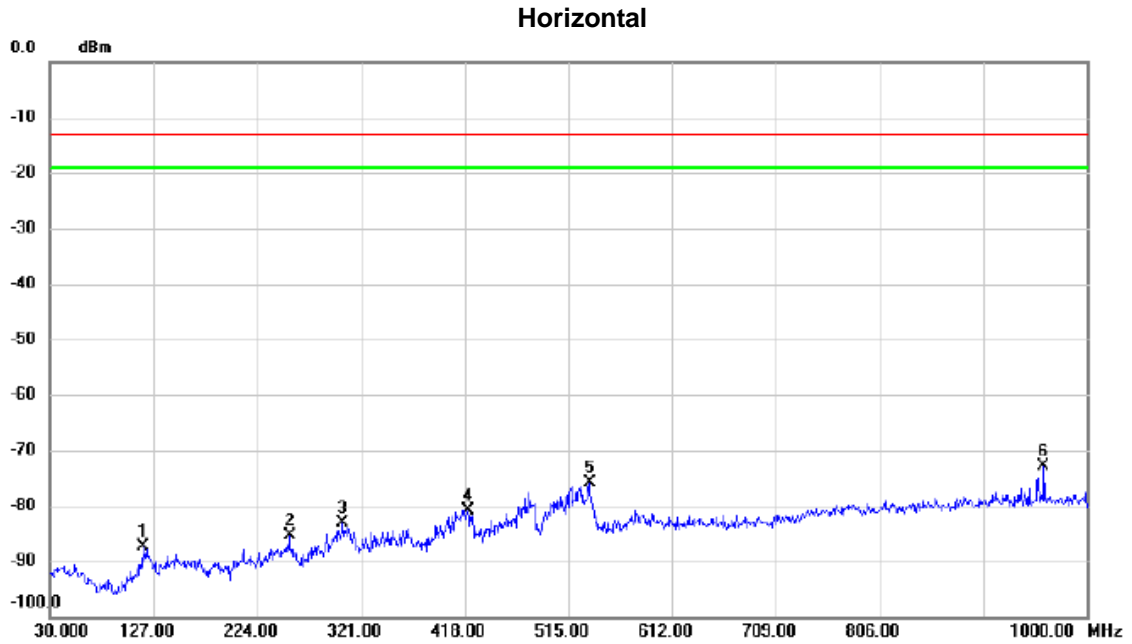
No.	Mk.	Freq. MHz	Reading Level dBm	Correct Factor dB	Measure- ment dBm	Limit dBm	Margin dB	Detector	Comment
1		122.0530	-71.95	-17.03	-88.98	-13.00	-75.98	peak	
2		346.6080	-73.35	-13.73	-87.08	-13.00	-74.08	peak	
3		529.0650	-69.72	-11.82	-81.54	-13.00	-68.54	peak	
4		644.3010	-72.63	-8.53	-81.16	-13.00	-68.16	peak	
5		846.1580	-72.70	-6.06	-78.76	-13.00	-65.76	peak	
6	*	896.4040	-72.92	-5.45	-78.37	-13.00	-65.37	peak	

Test Mode: LTE Band 4_TX Mode_1.4M



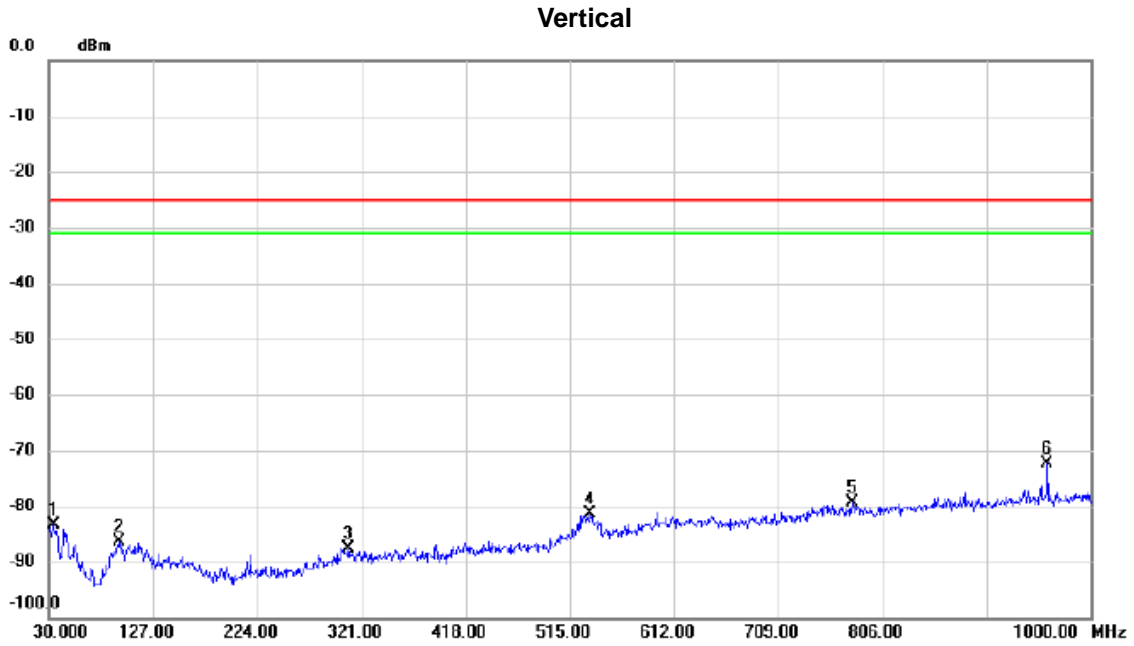
No.	Mk.	Freq. MHz	Reading Level dBm	Correct Factor dB	Measure- ment dBm	Limit dBm	Margin dB	Detector	Comment
1		44.4530	-67.14	-16.84	-83.98	-13.00	-70.98	peak	
2		110.6070	-68.18	-18.10	-86.28	-13.00	-73.28	peak	
3		273.1790	-74.13	-15.58	-89.71	-13.00	-76.71	peak	
4		350.0030	-72.41	-13.71	-86.12	-13.00	-73.12	peak	
5		535.6610	-68.71	-11.63	-80.34	-13.00	-67.34	peak	
6	*	959.7450	-67.24	-5.09	-72.33	-13.00	-59.33	peak	

Test Mode: LTE Band 4_TX Mode_1.4M



No.	Mk.	Freq. MHz	Reading Level dBm	Correct Factor dB	Measure- ment dBm	Limit dBm	Margin dB	Detector	Comment
1		117.6880	-70.03	-17.33	-87.36	-13.00	-74.36	peak	
2		253.8760	-68.59	-16.70	-85.29	-13.00	-72.29	peak	
3		303.7340	-68.87	-14.26	-83.13	-13.00	-70.13	peak	
4		420.6190	-67.76	-13.01	-80.77	-13.00	-67.77	peak	
5		534.7880	-64.19	-11.66	-75.85	-13.00	-62.85	peak	
6	*	959.6480	-67.69	-5.09	-72.78	-13.00	-59.78	peak	

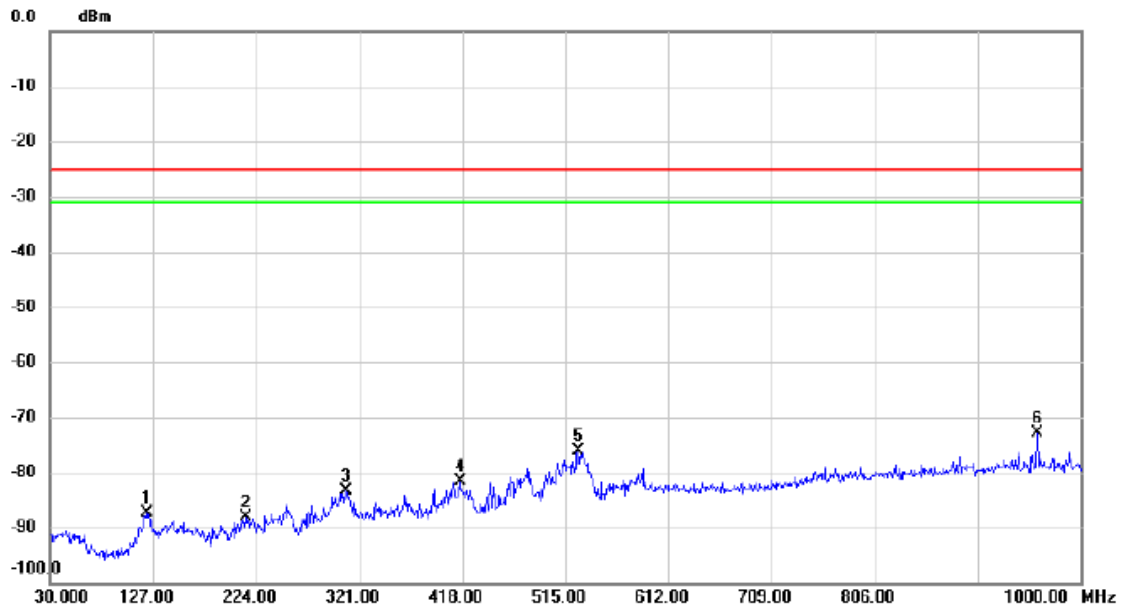
Test Mode: LTE Band 7_TX Mode_5M



No.	Mk.	Freq. MHz	Reading Level dBm	Correct Factor dB	Measure- ment dBm	Limit dBm	Margin dB	Detector	Comment
1		33.8800	-66.11	-17.28	-83.39	-25.00	-58.39	peak	
2		95.8630	-66.02	-20.24	-86.26	-25.00	-61.26	peak	
3		308.4870	-73.37	-14.18	-87.55	-25.00	-62.55	peak	
4		533.7210	-69.57	-11.69	-81.26	-25.00	-56.26	peak	
5		778.6460	-72.87	-6.55	-79.42	-25.00	-54.42	peak	
6	*	959.7450	-67.26	-5.09	-72.35	-25.00	-47.35	peak	

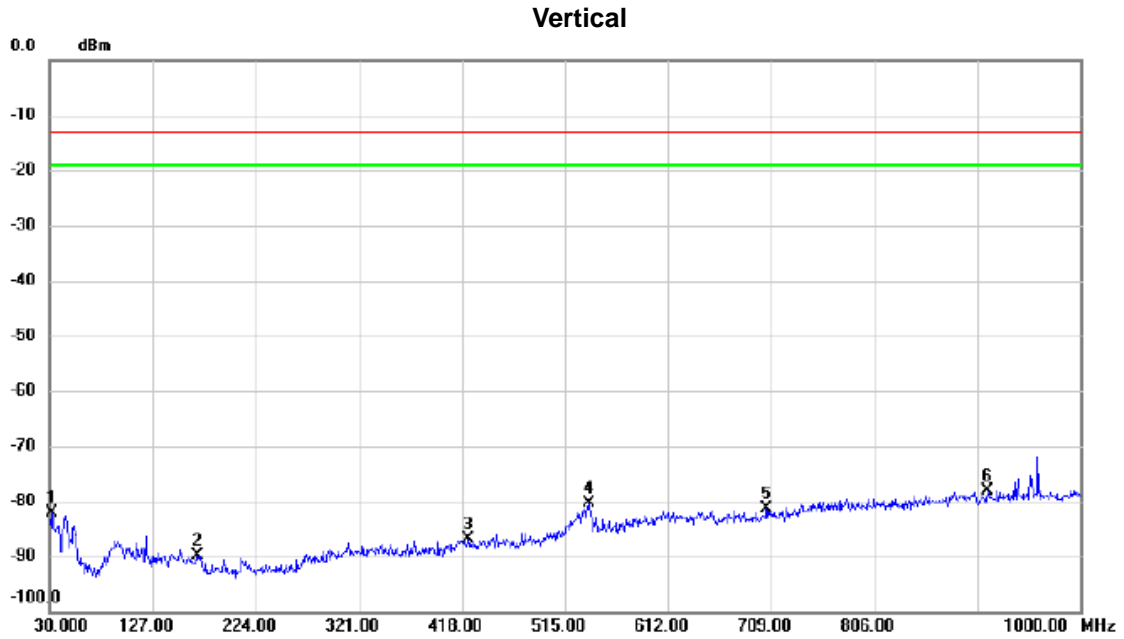
Test Mode: LTE Band 7_TX Mode_5M

Horizontal



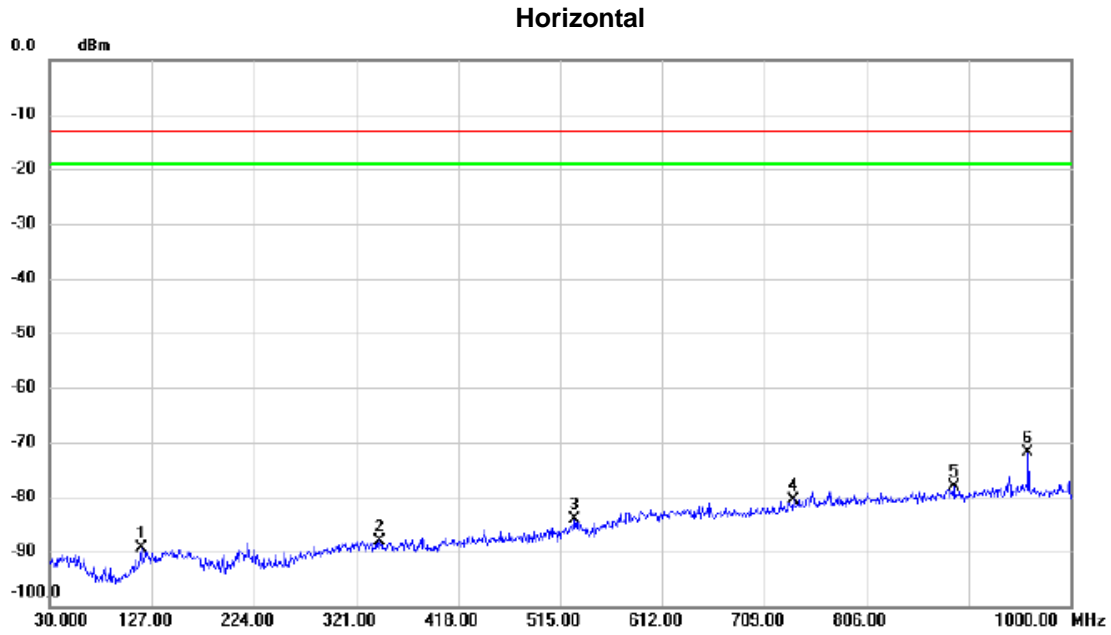
No.	Mk.	Freq. MHz	Reading Level dBm	Correct Factor dB	Measure- ment dBm	Limit dBm	Margin dB	Detector	Comment
1		120.5980	-70.28	-17.06	-87.34	-25.00	-62.34	peak	
2		214.1060	-70.01	-18.18	-88.19	-25.00	-63.19	peak	
3		308.6810	-69.14	-14.18	-83.32	-25.00	-58.32	peak	
4		415.4780	-68.49	-13.21	-81.70	-25.00	-56.70	peak	
5		527.3190	-64.16	-11.87	-76.03	-25.00	-51.03	peak	
6	*	959.7450	-67.81	-5.09	-72.90	-25.00	-47.90	peak	

Test Mode: LTE Band 12_TX Mode_1.4M



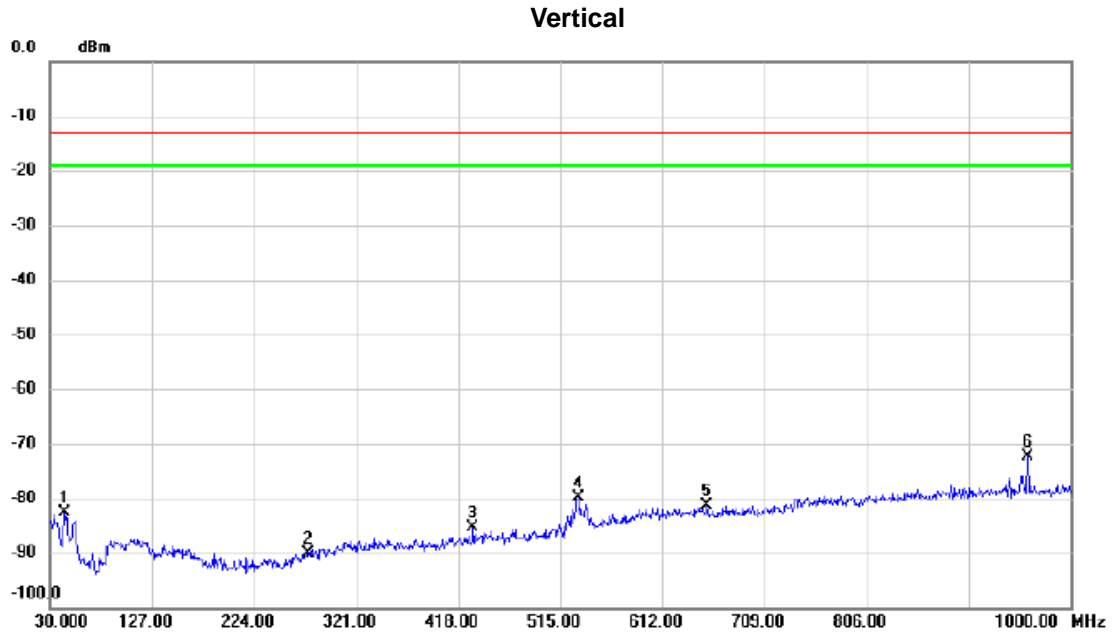
No.	Mk.	Freq. MHz	Reading Level dBm	Correct Factor dB	Measure- ment dBm	Limit dBm	Margin dB	Detector	Comment
1		31.9400	-64.79	-17.30	-82.09	-13.00	-69.09	peak	
2		168.4190	-74.29	-15.57	-89.86	-13.00	-76.86	peak	
3		423.8200	-73.95	-12.99	-86.94	-13.00	-73.94	peak	
4		537.6980	-68.83	-11.59	-80.42	-13.00	-67.42	peak	
5		705.0230	-72.88	-8.38	-81.26	-13.00	-68.26	peak	
6	*	912.7000	-72.72	-5.34	-78.06	-13.00	-65.06	peak	

Test Mode: LTE Band 12_TX Mode_1.4M



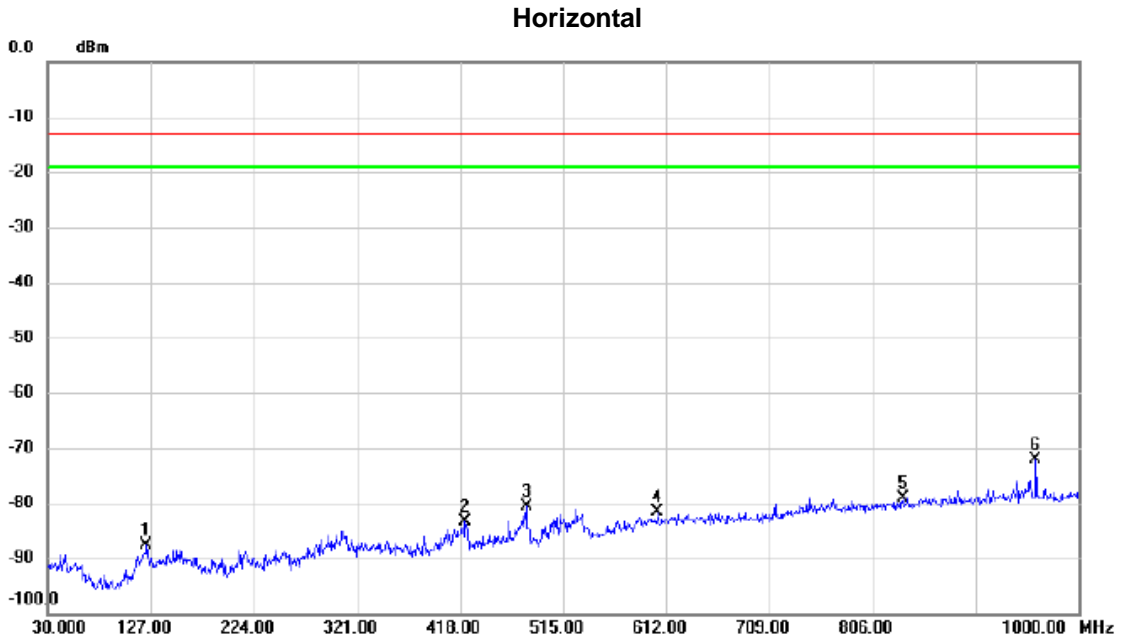
No.	Mk.	Freq. MHz	Reading Level dBm	Correct Factor dB	Measure- ment dBm	Limit dBm	Margin dB	Detector	Comment
1		117.3970	-72.00	-17.36	-89.36	-13.00	-76.36	peak	
2		343.1160	-74.25	-13.75	-88.00	-13.00	-75.00	peak	
3		529.1620	-72.37	-11.82	-84.19	-13.00	-71.19	peak	
4		736.6450	-73.32	-7.18	-80.50	-13.00	-67.50	peak	
5		889.0320	-72.65	-5.54	-78.19	-13.00	-65.19	peak	
6	*	959.7450	-66.76	-5.09	-71.85	-13.00	-58.85	peak	

Test Mode: LTE Band 13_TX Mode_5M



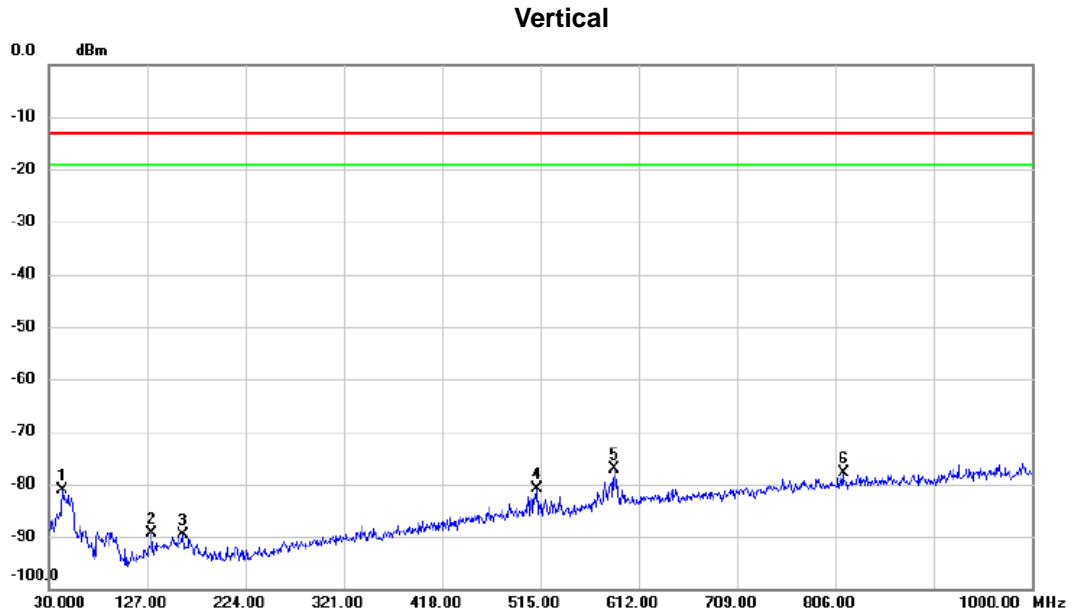
No.	Mk.	Freq. MHz	Reading Level dBm	Correct Factor dB	Measure- ment dBm	Limit dBm	Margin dB	Detector	Comment
1		43.6770	-65.82	-16.72	-82.54	-13.00	-69.54	peak	
2		274.9250	-74.66	-15.46	-90.12	-13.00	-77.12	peak	
3		431.7740	-72.40	-12.95	-85.35	-13.00	-72.35	peak	
4		532.1690	-68.22	-11.73	-79.95	-13.00	-66.95	peak	
5		653.9040	-72.75	-8.52	-81.27	-13.00	-68.27	peak	
6	*	959.6480	-67.19	-5.09	-72.28	-13.00	-59.28	peak	

Test Mode: LTE Band 13_TX Mode_5M



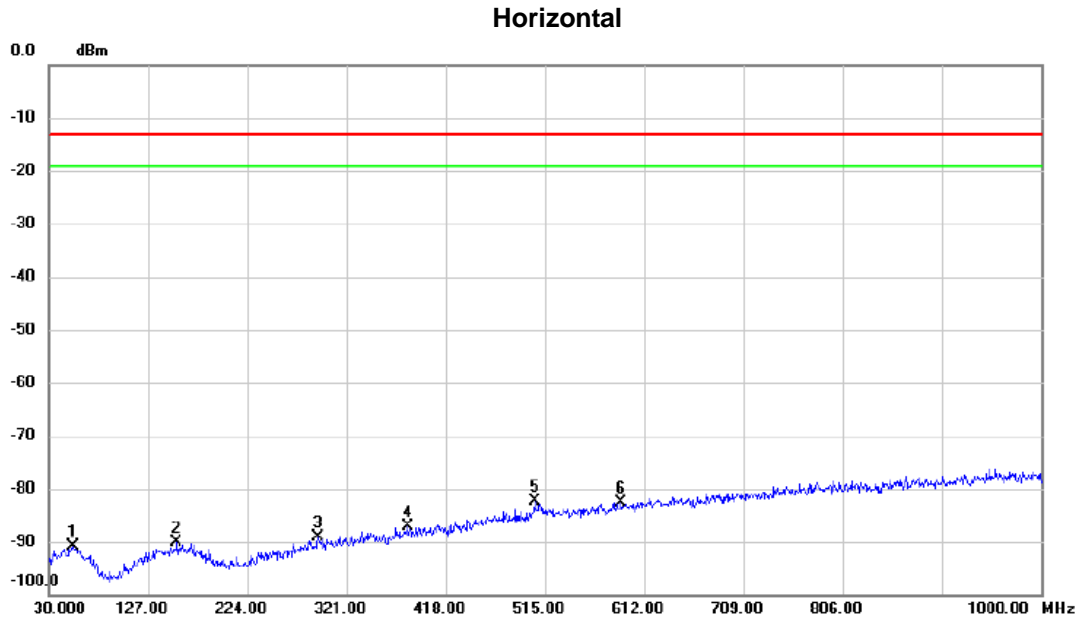
No.	Mk.	Freq. MHz	Reading Level dBm	Correct Factor dB	Measure- ment dBm	Limit dBm	Margin dB	Detector	Comment
1		122.4410	-70.53	-17.03	-87.56	-13.00	-74.56	peak	
2		422.9470	-70.36	-13.00	-83.36	-13.00	-70.36	peak	
3		480.0800	-67.88	-12.83	-80.71	-13.00	-67.71	peak	
4		603.9490	-72.92	-8.64	-81.56	-13.00	-68.56	peak	
5		835.0030	-73.02	-6.16	-79.18	-13.00	-66.18	peak	
6	*	959.7450	-66.94	-5.09	-72.03	-13.00	-59.03	peak	

Test Mode: LTE Band 17_TX Mode_5M



No.	Mk.	Freq. MHz	Reading Level dBm	Correct Factor dB	Measure- ment dBm	Limit dBm	Margin dB	Detector	Comment
1		44.0650	-64.45	-16.68	-81.13	-13.00	-68.13	peak	
2		130.8800	-72.33	-17.11	-89.44	-13.00	-76.44	peak	
3		162.4050	-74.13	-15.57	-89.70	-13.00	-76.70	peak	
4		511.6050	-70.78	-10.14	-80.92	-13.00	-67.92	peak	
5	*	588.2350	-68.77	-8.45	-77.22	-13.00	-64.22	peak	
6		813.7600	-72.72	-5.06	-77.78	-13.00	-64.78	peak	

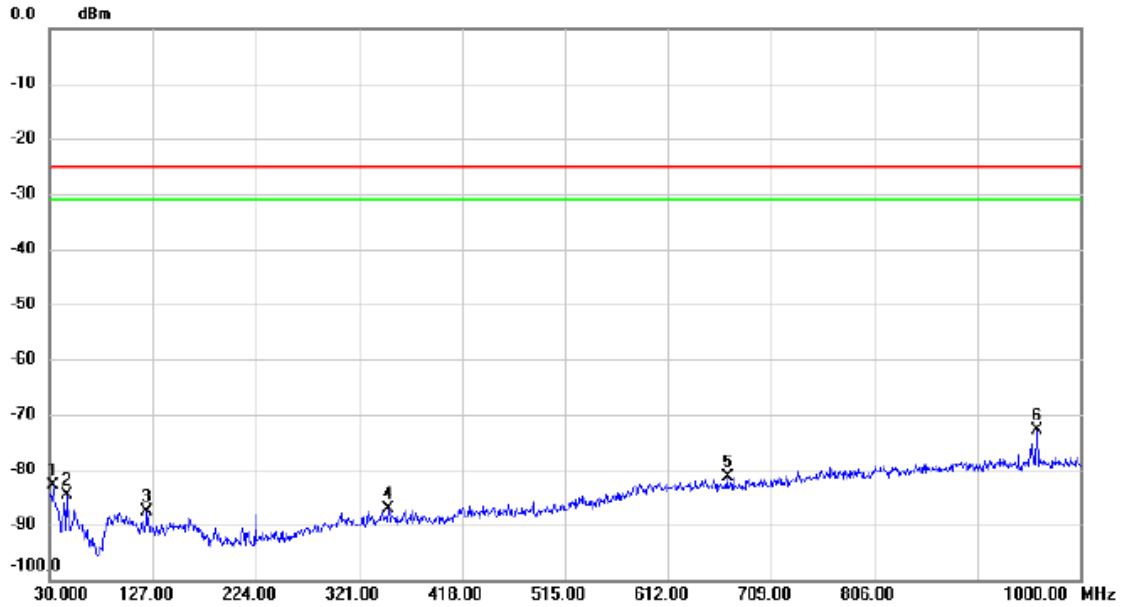
Test Mode: LTE Band 17_TX Mode_5M



No.	Mk.	Freq. MHz	Reading Level dBm	Correct Factor dB	Measure- ment dBm	Limit dBm	Margin dB	Detector	Comment
1		53.7650	-74.27	-16.54	-90.81	-13.00	-77.81	peak	
2		155.1300	-74.61	-15.63	-90.24	-13.00	-77.24	peak	
3		292.8700	-74.05	-15.08	-89.13	-13.00	-76.13	peak	
4		381.1400	-74.31	-12.92	-87.23	-13.00	-74.23	peak	
5	*	504.8150	-72.13	-10.24	-82.37	-13.00	-69.37	peak	
6		589.6900	-74.28	-8.41	-82.69	-13.00	-69.69	peak	

Test Mode | LTE Band 41_TX CH40620_5M

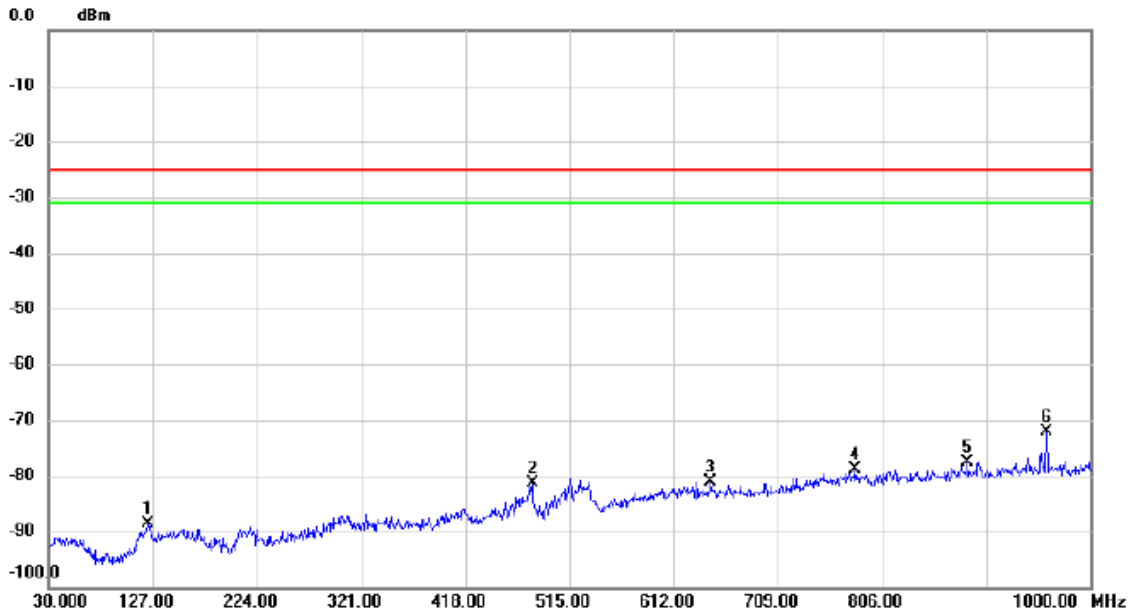
Vertical



No.	Mk.	Freq. MHz	Reading Level dBm	Correct Factor dB	Measure- ment dBm	Limit dBm	Margin dB	Detector	Comment
1		33.5890	-65.63	-17.28	-82.91	-25.00	-57.91	peak	
2		46.4900	-67.73	-17.00	-84.73	-25.00	-59.73	peak	
3		121.5680	-70.50	-17.05	-87.55	-25.00	-62.55	peak	
4		348.2570	-73.50	-13.73	-87.23	-25.00	-62.23	peak	
5		668.0660	-72.90	-8.54	-81.44	-25.00	-56.44	peak	
6	*	959.7450	-67.79	-5.09	-72.88	-25.00	-47.88	peak	

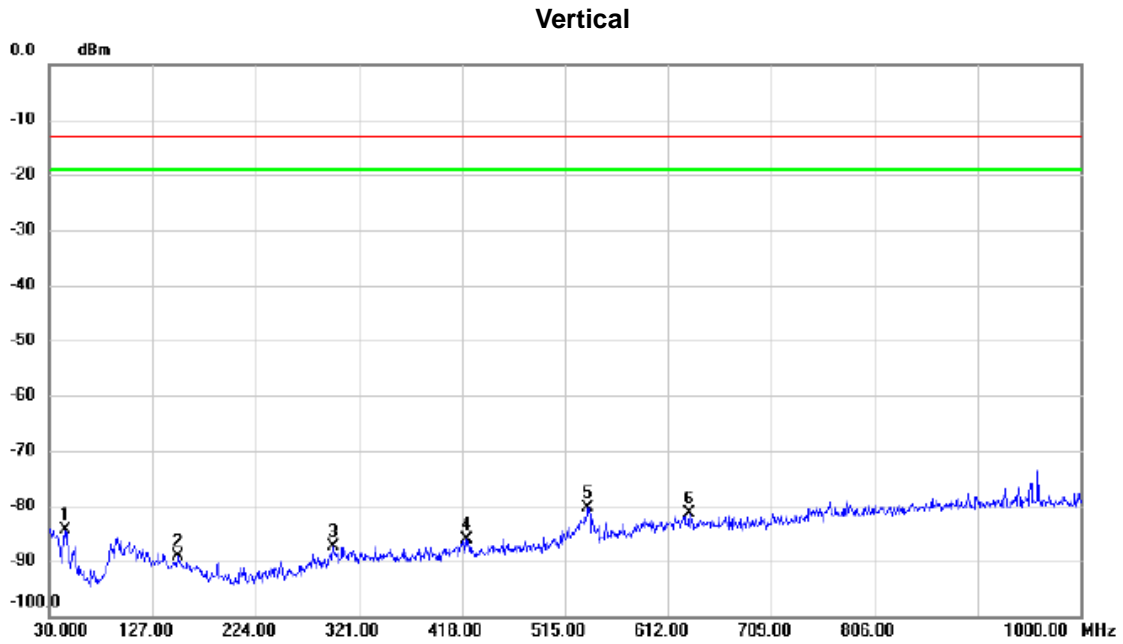
Test Mode | LTE Band 41_TX CH40620_5M

Horizontal



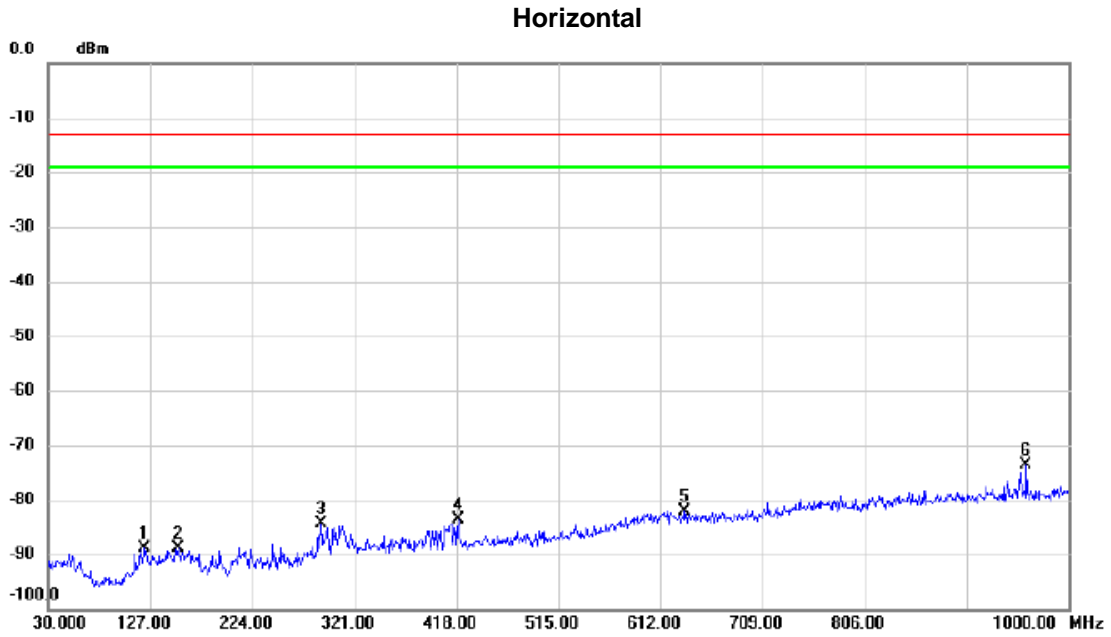
No.	Mk.	Freq. MHz	Reading Level dBm	Correct Factor dB	Measure- ment dBm	Limit dBm	Margin dB	Detector	Comment
1		122.3440	-71.62	-17.03	-88.65	-25.00	-63.65	peak	
2		480.0800	-68.54	-12.83	-81.37	-25.00	-56.37	peak	
3		646.2410	-72.61	-8.52	-81.13	-25.00	-56.13	peak	
4		780.9740	-72.38	-6.54	-78.92	-25.00	-53.92	peak	
5		885.6370	-72.08	-5.59	-77.67	-25.00	-52.67	peak	
6	*	959.7450	-67.13	-5.09	-72.22	-25.00	-47.22	peak	

Test Mode: LTE Band 66_TX CH132322_1.4M



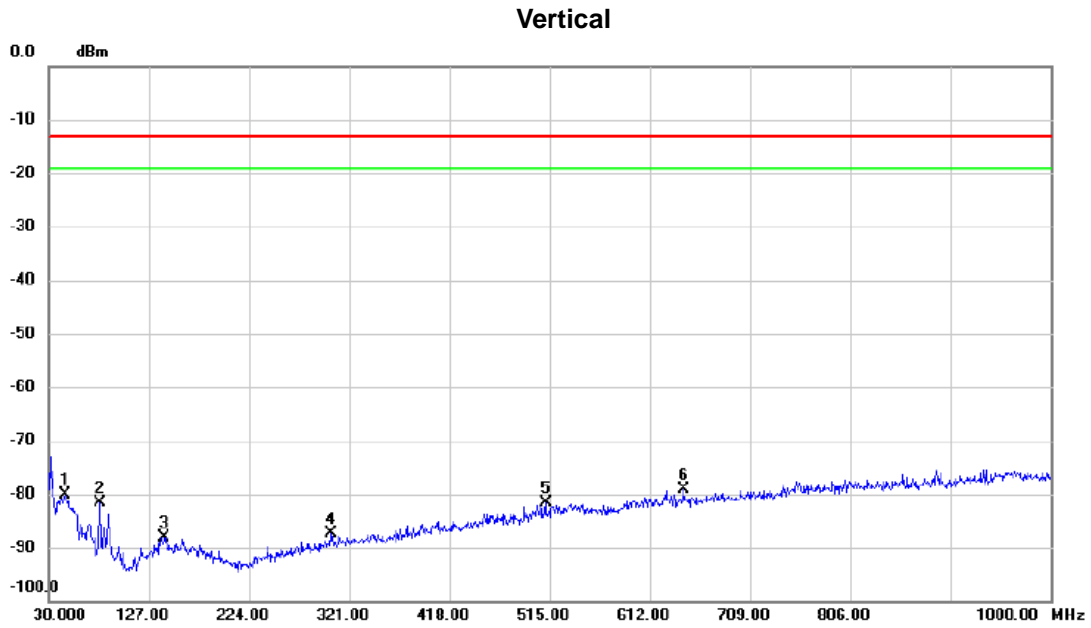
No.	Mk.	Freq. MHz	Reading Level dBm	Correct Factor dB	Measure- ment dBm	Limit dBm	Margin dB	Detector	Comment
1		44.3560	-67.46	-16.83	-84.29	-13.00	-71.29	peak	
2		151.4440	-74.13	-14.88	-89.01	-13.00	-76.01	peak	
3		297.5260	-72.81	-14.45	-87.26	-13.00	-74.26	peak	
4		422.4620	-73.08	-13.01	-86.09	-13.00	-73.09	peak	
5	*	536.6310	-68.74	-11.61	-80.35	-13.00	-67.35	peak	
6		631.4970	-72.90	-8.56	-81.46	-13.00	-68.46	peak	

Test Mode: LTE Band 66_TX CH132322_1.4M



No.	Mk.	Freq. MHz	Reading Level dBm	Correct Factor dB	Measure- ment dBm	Limit dBm	Margin dB	Detector	Comment
1		121.1800	-71.77	-17.06	-88.83	-13.00	-75.83	peak	
2		153.9660	-73.96	-15.00	-88.96	-13.00	-75.96	peak	
3		289.5720	-69.60	-14.86	-84.46	-13.00	-71.46	peak	
4		419.7460	-70.72	-13.02	-83.74	-13.00	-70.74	peak	
5		634.5040	-73.55	-8.55	-82.10	-13.00	-69.10	peak	
6	*	959.7450	-68.49	-5.09	-73.58	-13.00	-60.58	peak	

Test Mode: LTE Band 71_TX CH133297_10M



No.	Mk.	Freq. MHz	Reading Level dBm	Correct Factor dB	Measure- ment dBm	Limit dBm	Margin dB	Detector	Comment
1		45.5200	-63.49	-16.57	-80.06	-13.00	-67.06	peak	
2		79.9550	-61.19	-20.50	-81.69	-13.00	-68.69	peak	
3		142.0350	-71.86	-16.20	-88.06	-13.00	-75.06	peak	
4		303.0550	-72.50	-14.82	-87.32	-13.00	-74.32	peak	
5		511.1200	-71.49	-10.14	-81.63	-13.00	-68.63	peak	
6	*	645.4650	-71.61	-7.48	-79.09	-13.00	-66.09	peak	

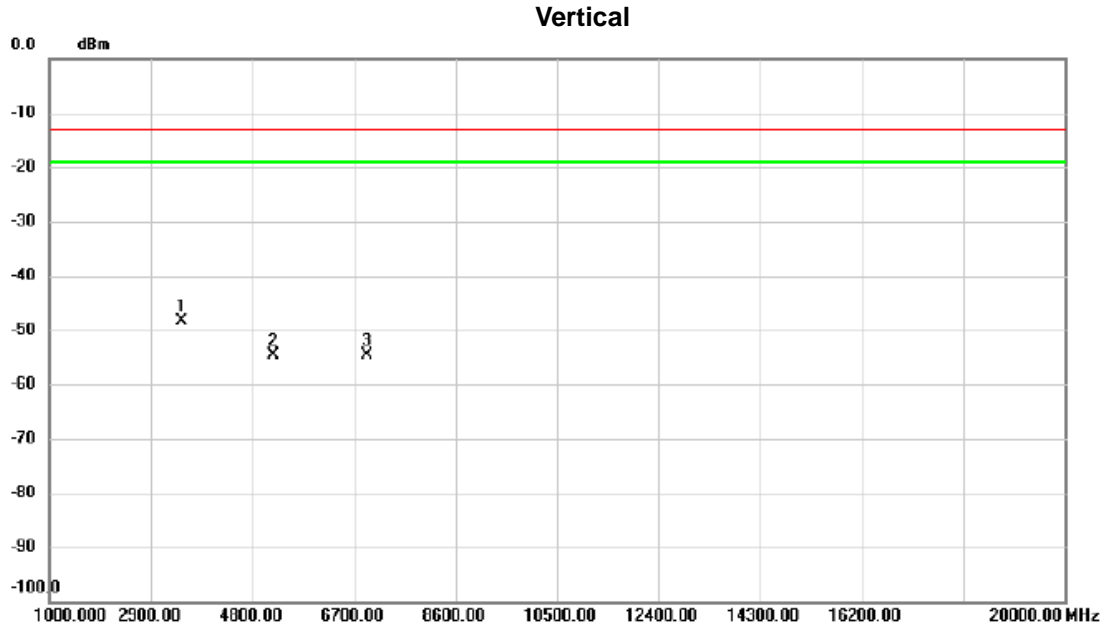
Test Mode: LTE Band 71_TX CH133297_10M



No. Mk.	Freq. MHz	Reading Level dBm	Correct Factor dB	Measure- ment dBm	Limit dBm	Margin dB	Detector	Comment
1	69.2850	-68.03	-18.09	-86.12	-13.00	-73.12	peak	
2	302.0850	-64.84	-14.84	-79.68	-13.00	-66.68	peak	
3	408.3000	-64.93	-12.35	-77.28	-13.00	-64.28	peak	
4	509.1800	-66.43	-10.18	-76.61	-13.00	-63.61	peak	
5	641.5850	-70.89	-7.52	-78.41	-13.00	-65.41	peak	
6 *	891.8450	-71.18	-4.49	-75.67	-13.00	-62.67	peak	

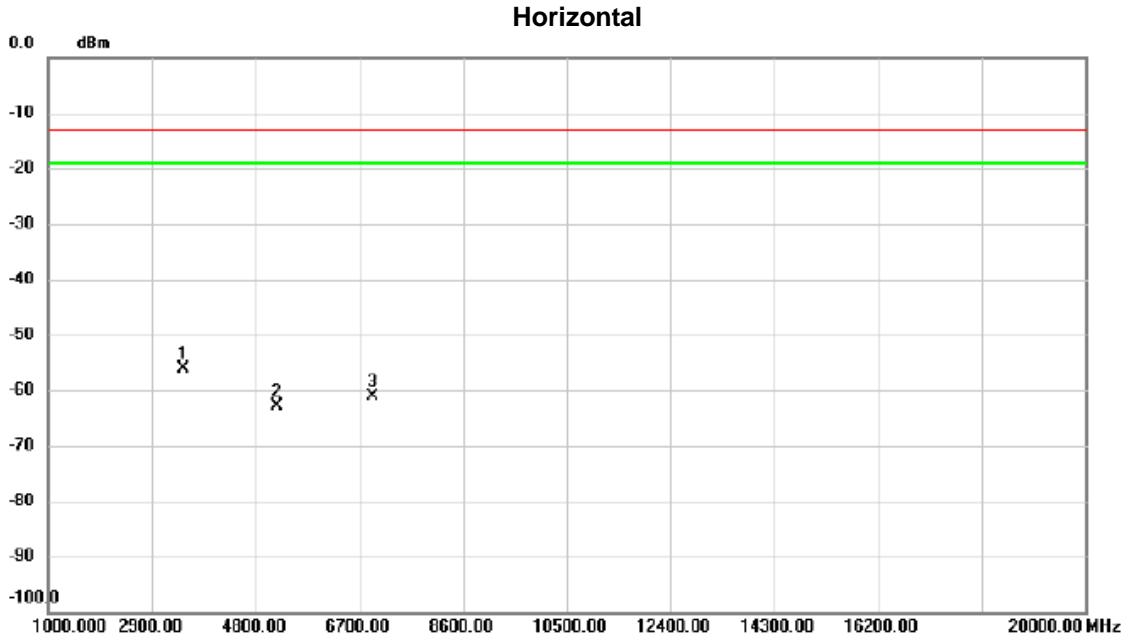
APPENDIX F - RADIATED EMISSION (ABOVE 1GHZ)

Test Mode WCDMA Band IV_TX CH1413



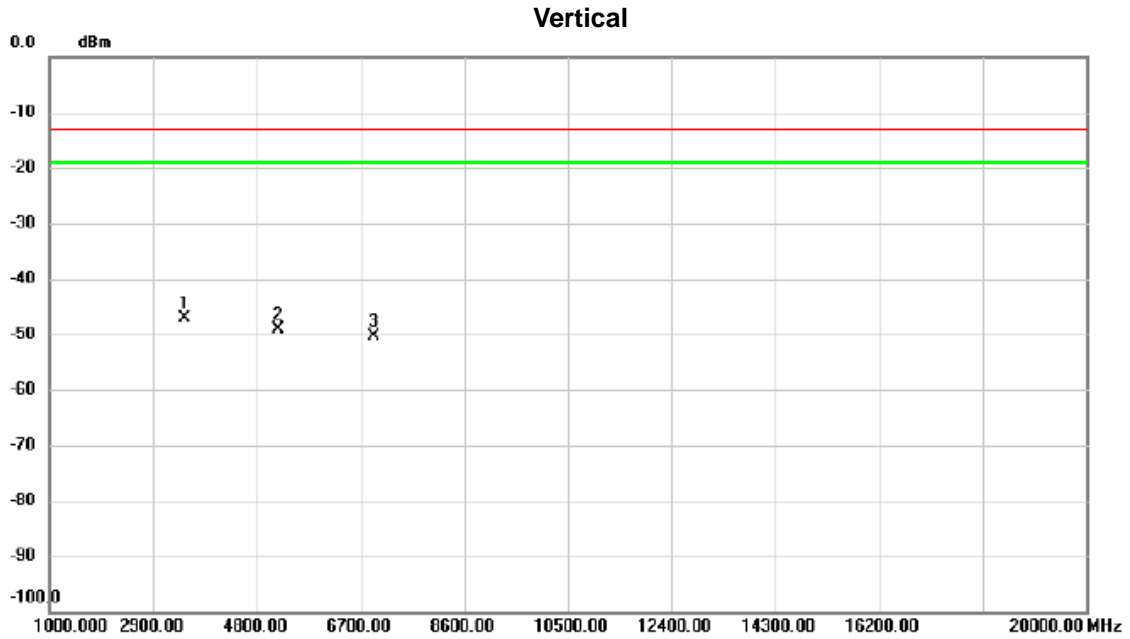
No.	Mk.	Freq. MHz	Reading Level dBm	Correct Factor dB	Measure- ment dBm	Limit dBm	Margin dB	Detector	Comment
1	*	3466.833	-30.71	-17.68	-48.39	-13.00	-35.39	peak	
2		5195.833	-42.02	-12.67	-54.69	-13.00	-41.69	peak	
3		6934.333	-47.64	-7.05	-54.69	-13.00	-41.69	peak	

Test Mode	WCDMA Band IV_TX CH1413
-----------	-------------------------



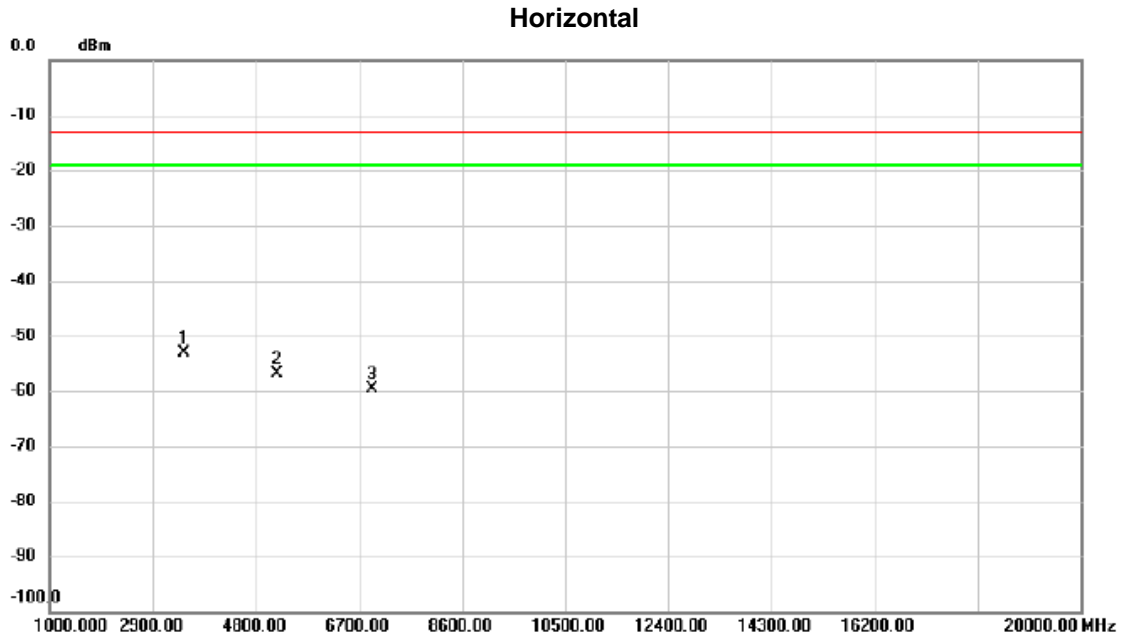
No.	Mk.	Freq. MHz	Reading Level dBm	Correct Factor dB	Measure- ment dBm	Limit dBm	Margin dB	Detector	Comment
1	*	3466.833	-38.53	-17.68	-56.21	-13.00	-43.21	peak	
2		5195.200	-50.21	-12.67	-62.88	-13.00	-49.88	peak	
3		6934.967	-54.08	-7.05	-61.13	-13.00	-48.13	peak	

Test Mode: LTE Band 4_TX CH20175_1.4M



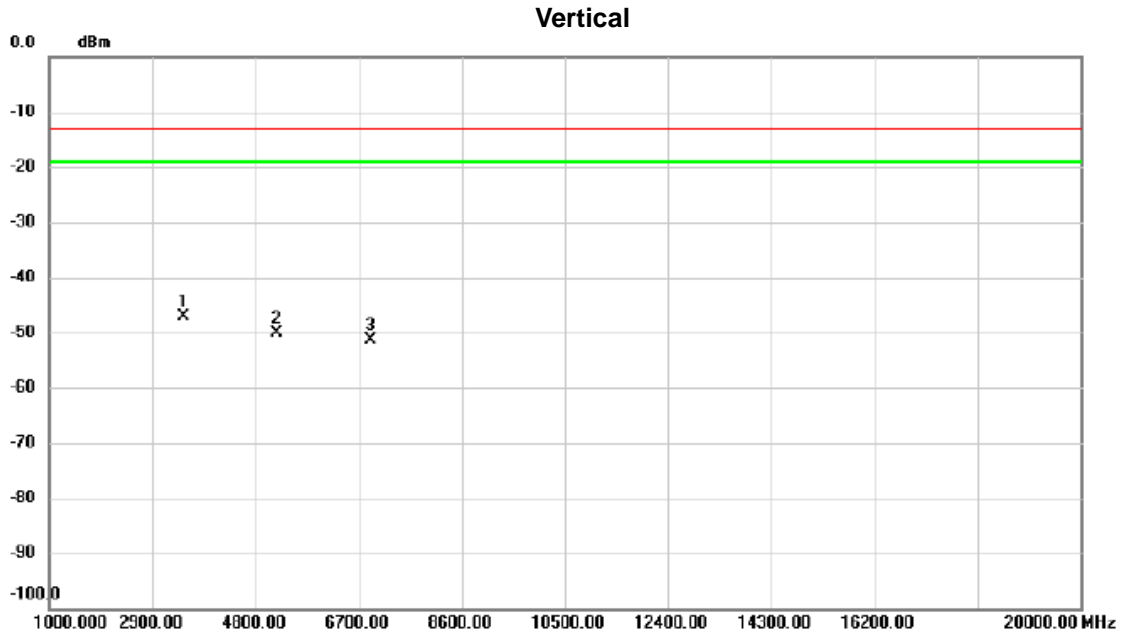
No.	Mk.	Freq. MHz	Reading Level dBm	Correct Factor dB	Measure- ment dBm	Limit dBm	Margin dB	Detector	Comment
1	*	3464.300	-29.32	-17.68	-47.00	-13.00	-34.00	peak	
2		5196.467	-36.53	-12.67	-49.20	-13.00	-36.20	peak	
3		6928.000	-43.29	-7.08	-50.37	-13.00	-37.37	peak	

Test Mode: LTE Band 4_TX CH20175_1.4M



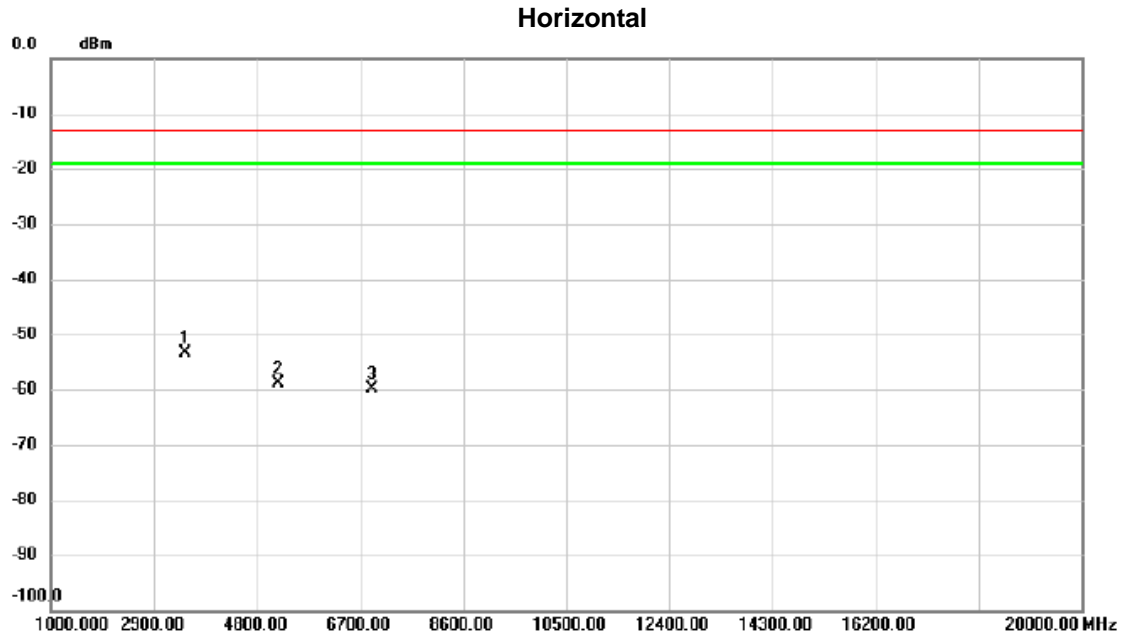
No.	Mk.	Freq. MHz	Reading Level dBm	Correct Factor dB	Measure- ment dBm	Limit dBm	Margin dB	Detector	Comment
1	*	3464.300	-35.55	-17.68	-53.23	-13.00	-40.23	peak	
2		5196.467	-44.12	-12.67	-56.79	-13.00	-43.79	peak	
3		6928.000	-52.45	-7.08	-59.53	-13.00	-46.53	peak	

Test Mode: LTE Band 4_TX CH20175_5M



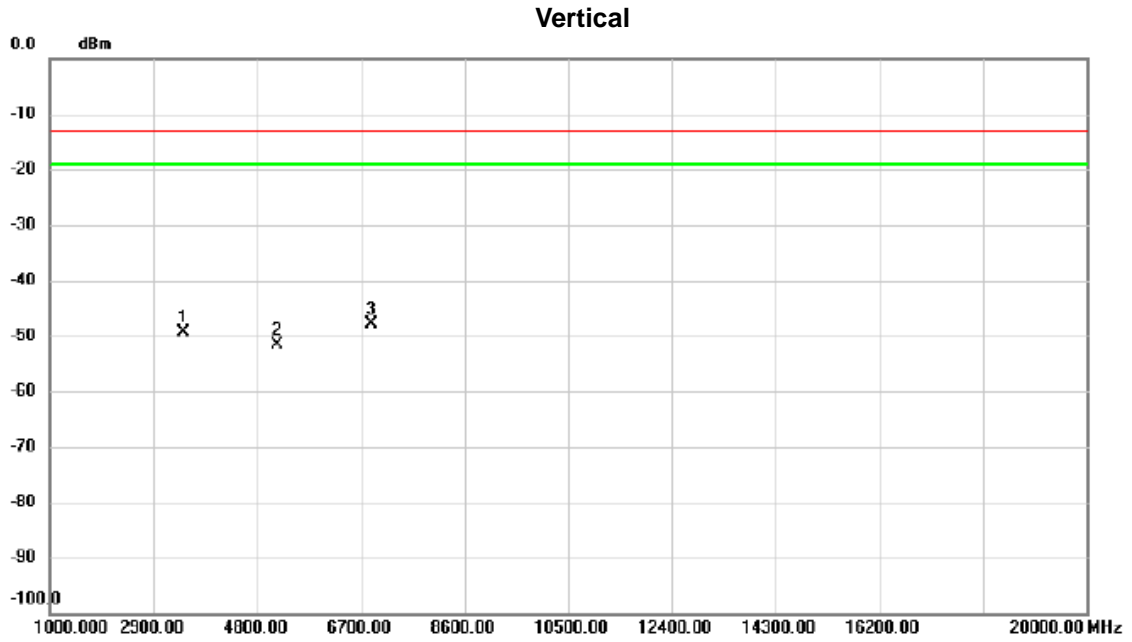
No.	Mk.	Freq.	Reading Level	Correct Factor	Measurement	Limit	Margin	Detector	Comment
		MHz	dBm	dB	dBm	dBm	dB		
1	*	3461.133	-29.53	-17.68	-47.21	-13.00	-34.21	peak	
2		5191.400	-37.37	-12.68	-50.05	-13.00	-37.05	peak	
3		6921.033	-44.15	-7.10	-51.25	-13.00	-38.25	peak	

Test Mode: LTE Band 4_TX CH20175_5M



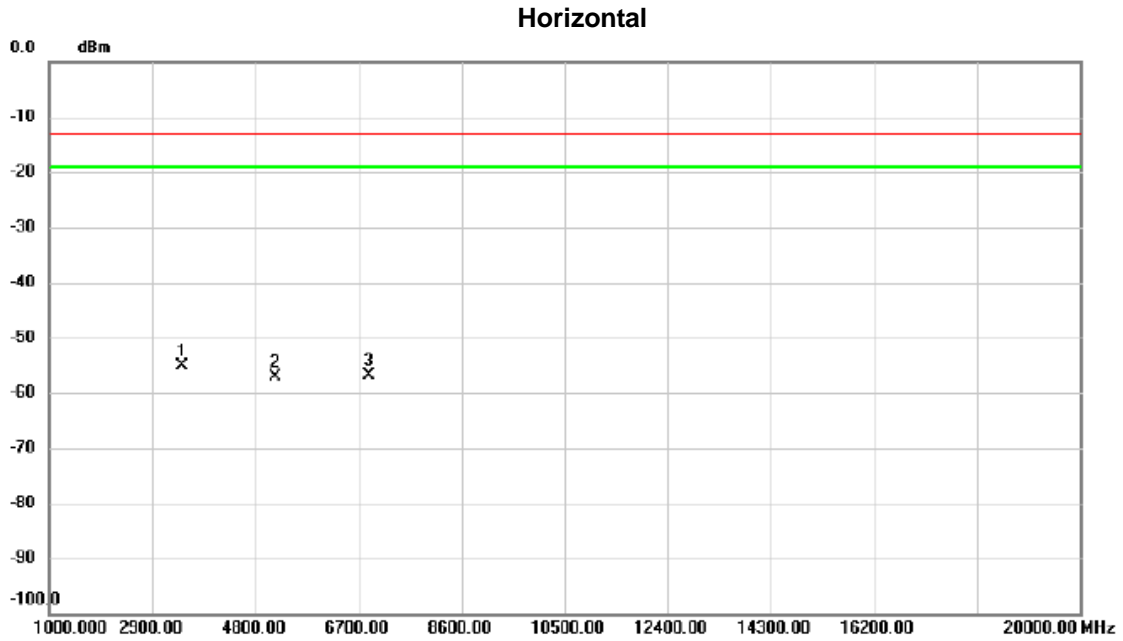
No.	Mk.	Freq. MHz	Reading Level dBm	Correct Factor dB	Measure- ment dBm	Limit dBm	Margin dB	Detector	Comment
1	*	3460.500	-35.70	-17.68	-53.38	-13.00	-40.38	peak	
2		5191.400	-46.24	-12.68	-58.92	-13.00	-45.92	peak	
3		6921.667	-52.72	-7.10	-59.82	-13.00	-46.82	peak	

Test Mode: LTE Band 4_TX CH20175_20M



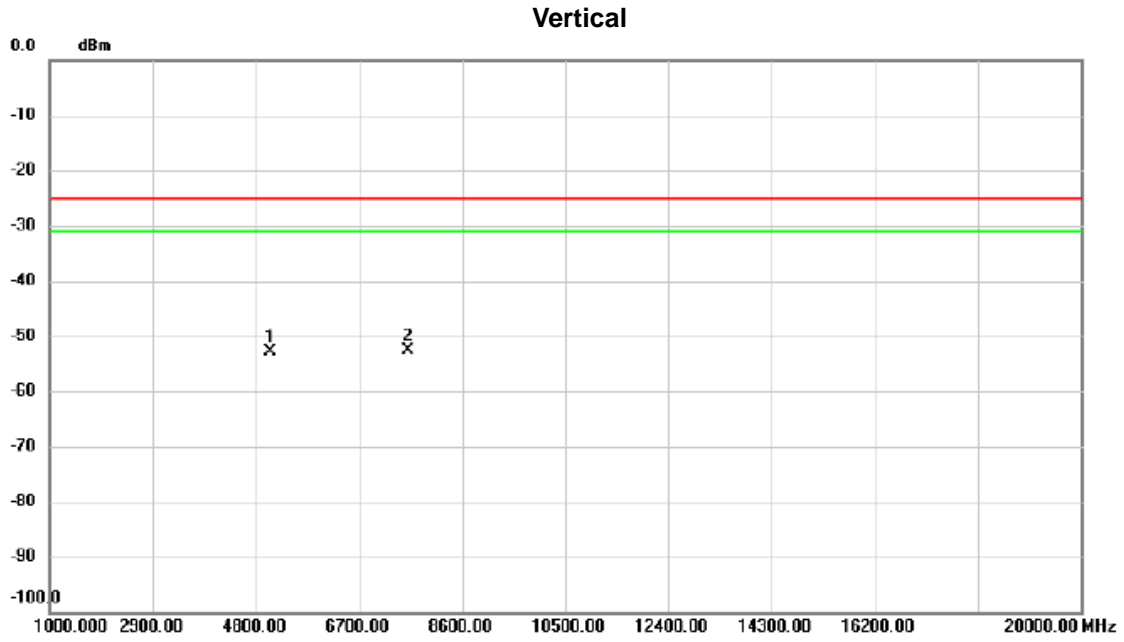
No. Mk.	Freq. MHz	Reading Level dBm	Correct Factor dB	Measure- ment dBm	Limit dBm	Margin dB	Detector	Comment
1	3447.200	-31.56	-17.69	-49.25	-13.00	-36.25	peak	
2	5171.133	-38.89	-12.70	-51.59	-13.00	-38.59	peak	
3 *	6894.433	-40.61	-7.22	-47.83	-13.00	-34.83	peak	

Test Mode: LTE Band 4_TX CH20175_20M



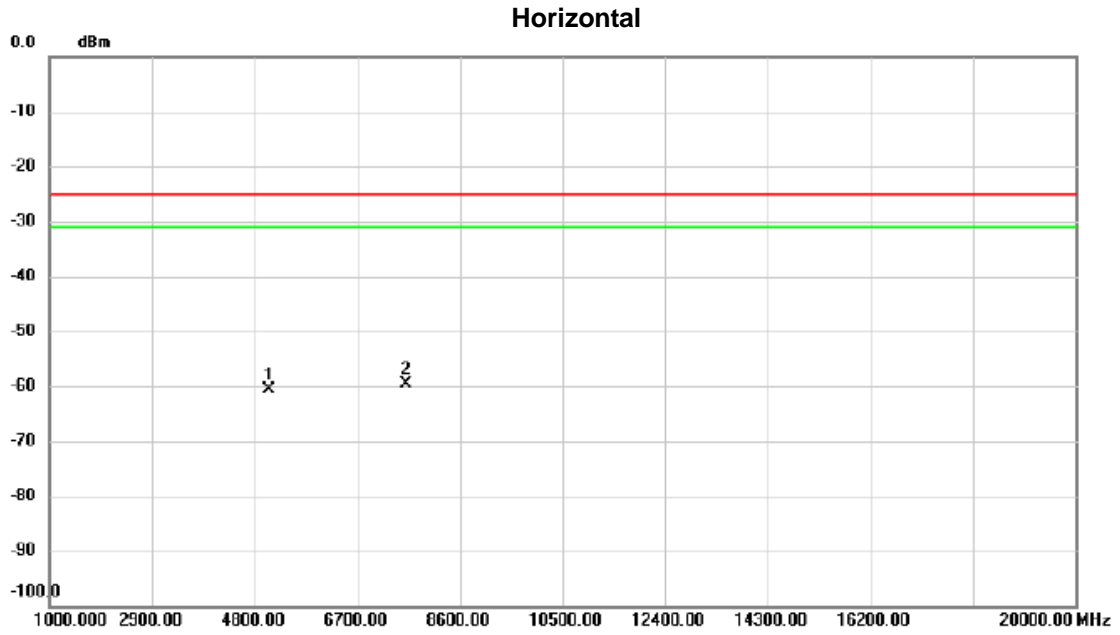
No.	Mk.	Freq. MHz	Reading Level dBm	Correct Factor dB	Measure- ment dBm	Limit dBm	Margin dB	Detector	Comment
1	*	3447.200	-37.33	-17.69	-55.02	-13.00	-42.02	peak	
2		5171.133	-44.52	-12.70	-57.22	-13.00	-44.22	peak	
3		6894.433	-49.70	-7.22	-56.92	-13.00	-43.92	peak	

Test Mode: LTE Band 7_TX CH21100_5M



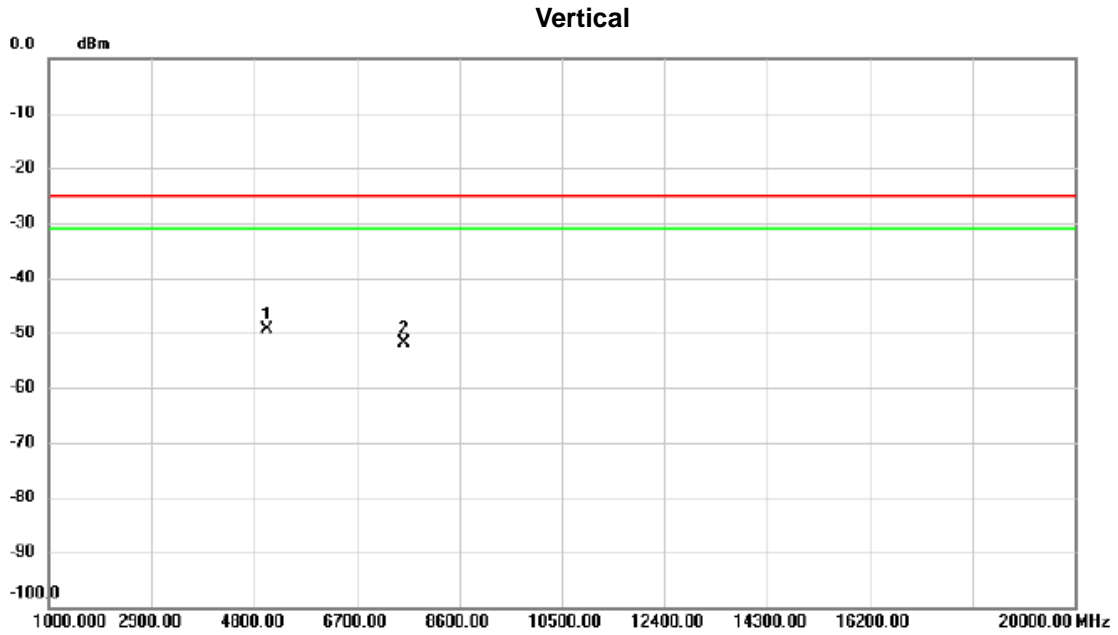
No. Mk.	Freq. MHz	Reading Level dBm	Correct Factor dB	Measurement dBm	Limit dBm	Margin dB	Detector	Comment
1	5066.000	-40.04	-12.83	-52.87	-25.00	-27.87	peak	
2 *	7598.700	-47.17	-5.37	-52.54	-25.00	-27.54	peak	

Test Mode: LTE Band 7_TX CH21100_5M



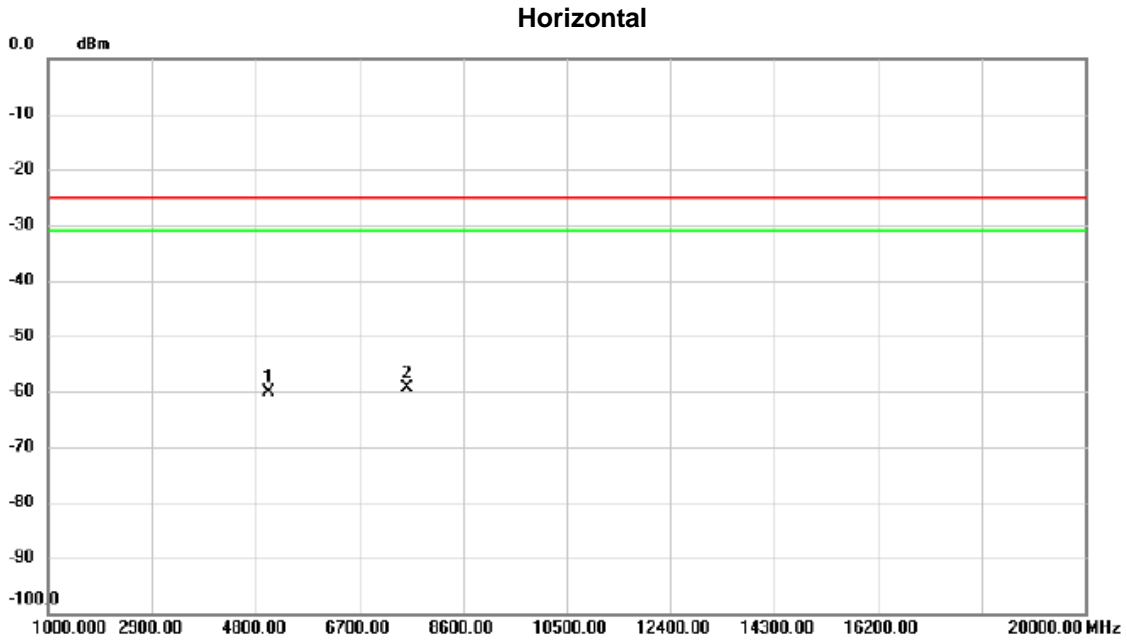
No.	Mk.	Freq. MHz	Reading Level dBm	Correct Factor dB	Measure- ment dBm	Limit dBm	Margin dB	Detector	Comment
1		5066.000	-47.70	-12.83	-60.53	-25.00	-35.53	peak	
2	*	7598.700	-54.16	-5.37	-59.53	-25.00	-34.53	peak	

Test Mode: LTE Band 7_TX CH21100_20M



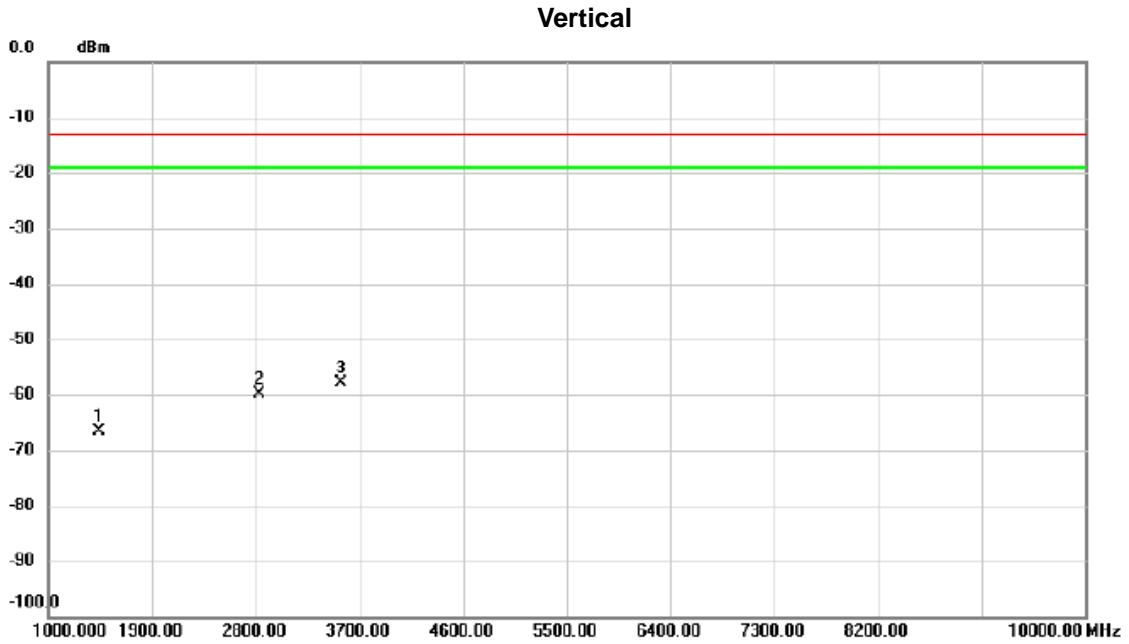
No.	Mk.	Freq. MHz	Reading Level dBm	Correct Factor dB	Measure- ment dBm	Limit dBm	Margin dB	Detector	Comment
1	*	5052.067	-36.59	-12.84	-49.43	-25.00	-24.43	peak	
2		7578.433	-46.43	-5.38	-51.81	-25.00	-26.81	peak	

Test Mode: LTE Band 7_TX CH21100_20M



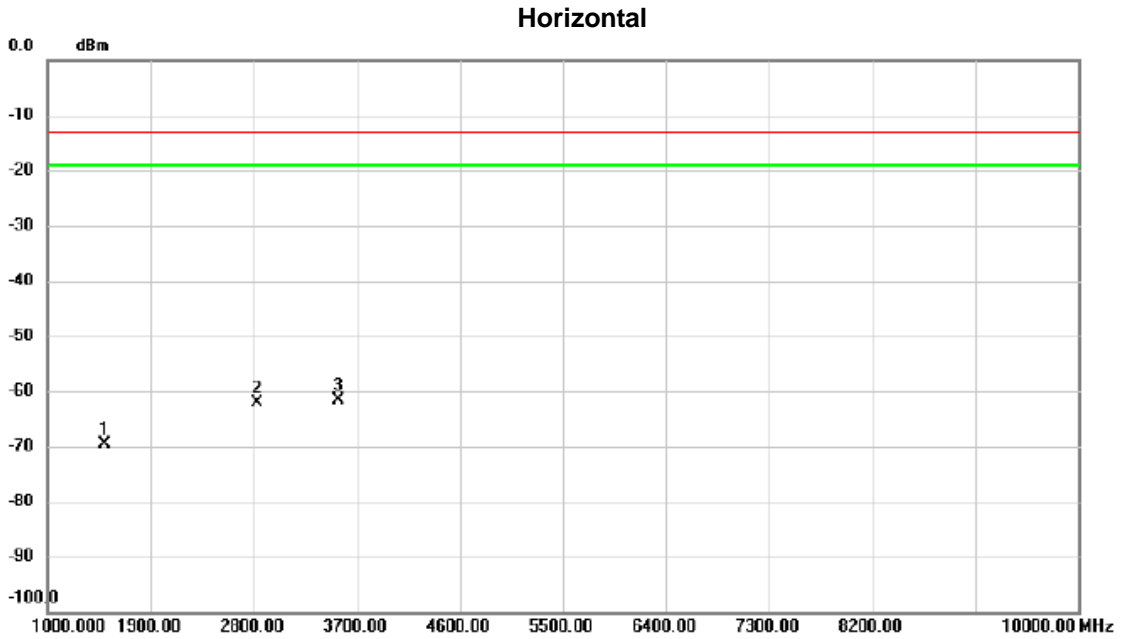
No.	Mk.	Freq. MHz	Reading Level dBm	Correct Factor dB	Measure- ment dBm	Limit dBm	Margin dB	Detector	Comment
1		5052.067	-47.26	-12.84	-60.10	-25.00	-35.10	peak	
2	*	7578.433	-54.09	-5.38	-59.47	-25.00	-34.47	peak	

Test Mode: LTE Band 12_TX CH23095_1.4M



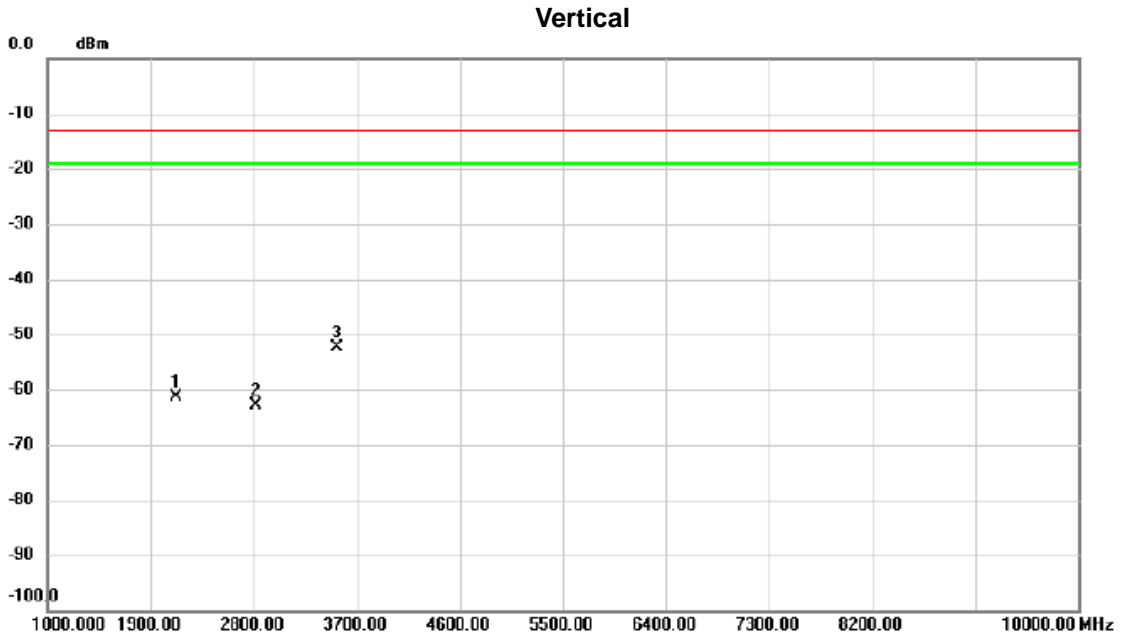
No.	Mk.	Freq. MHz	Reading Level dBm	Correct Factor dB	Measure- ment dBm	Limit dBm	Margin dB	Detector	Comment
1		1440.400	-42.99	-23.51	-66.50	-13.00	-53.50	peak	
2		2827.480	-41.48	-18.51	-59.99	-13.00	-46.99	peak	
3	*	3535.600	-40.39	-17.56	-57.95	-13.00	-44.95	peak	

Test Mode: LTE Band 12_TX CH23095_1.4M



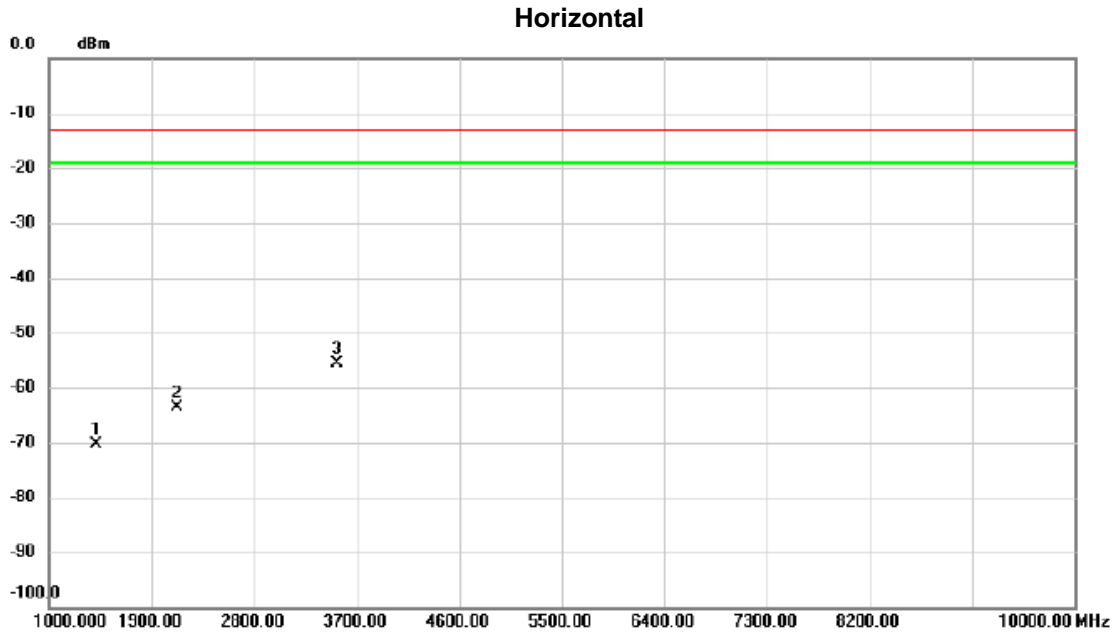
No.	Mk.	Freq. MHz	Reading Level dBm	Correct Factor dB	Measure- ment dBm	Limit dBm	Margin dB	Detector	Comment
1		1500.400	-46.24	-23.33	-69.57	-13.00	-56.57	peak	
2		2828.500	-43.49	-18.51	-62.00	-13.00	-49.00	peak	
3	*	3535.300	-44.01	-17.56	-61.57	-13.00	-48.57	peak	

Test Mode: LTE Band 12_TX CH23095_5M



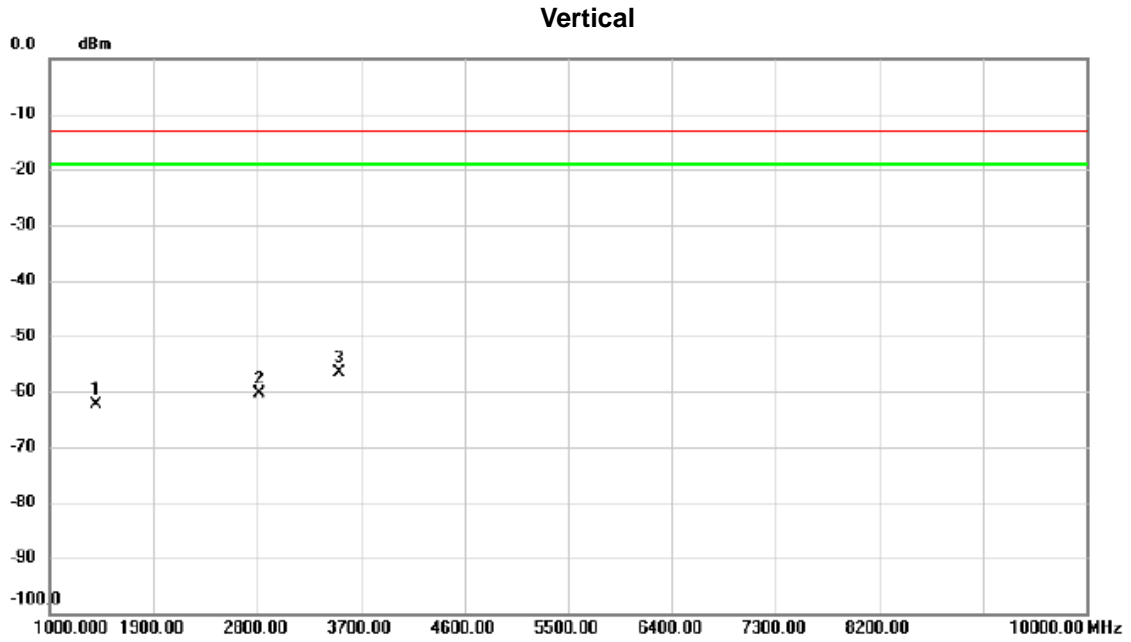
No.	Mk.	Freq. MHz	Reading Level dBm	Correct Factor dB	Measure- ment dBm	Limit dBm	Margin dB	Detector	Comment
1		2116.300	-40.69	-20.73	-61.42	-13.00	-48.42	peak	
2		2821.300	-44.31	-18.53	-62.84	-13.00	-49.84	peak	
3	*	3526.900	-34.87	-17.59	-52.46	-13.00	-39.46	peak	

Test Mode: LTE Band 12_TX CH23095_5M



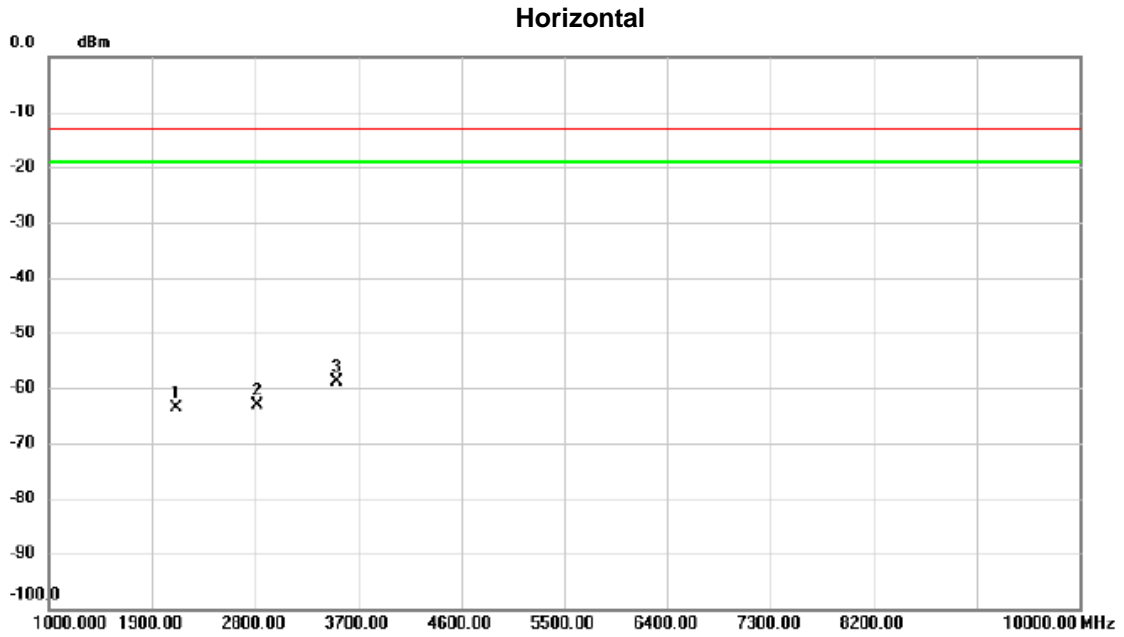
No. Mk.	Freq. MHz	Reading Level dBm	Correct Factor dB	Measurement dBm	Limit dBm	Margin dB	Detector	Comment
1	1410.700	-46.67	-23.61	-70.28	-13.00	-57.28	peak	
2	2116.000	-42.93	-20.73	-63.66	-13.00	-50.66	peak	
3 *	3527.200	-38.04	-17.59	-55.63	-13.00	-42.63	peak	

Test Mode: LTE Band 12_TX CH23095_10M



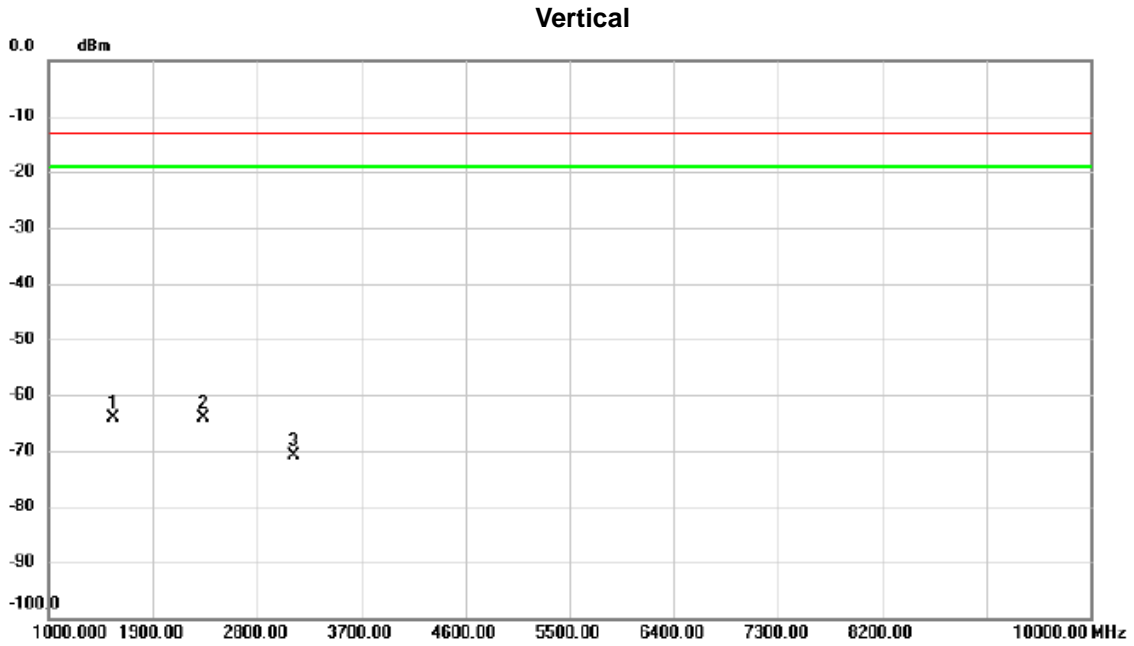
No. Mk.	Freq. MHz	Reading Level dBm	Correct Factor dB	Measure- ment dBm	Limit dBm	Margin dB	Detector	Comment
1	1406.200	-38.84	-23.63	-62.47	-13.00	-49.47	peak	
2	2812.600	-41.87	-18.55	-60.42	-13.00	-47.42	peak	
3 *	3515.800	-39.07	-17.62	-56.69	-13.00	-43.69	peak	

Test Mode: LTE Band 12_TX CH23095_10M



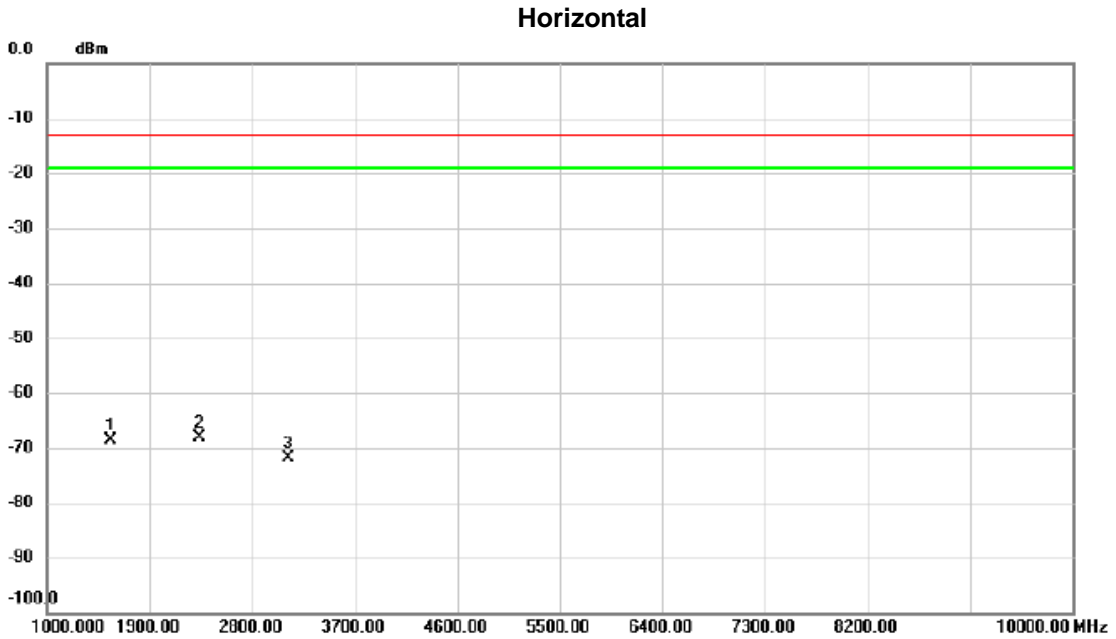
No.	Mk.	Freq. MHz	Reading Level dBm	Correct Factor dB	Measure- ment dBm	Limit dBm	Margin dB	Detector	Comment
1		2109.400	-42.78	-20.76	-63.54	-13.00	-50.54	peak	
2		2812.600	-44.64	-18.55	-63.19	-13.00	-50.19	peak	
3	*	3515.500	-41.25	-17.63	-58.88	-13.00	-45.88	peak	

Test Mode: LTE Band 13_TX CH23230_5M



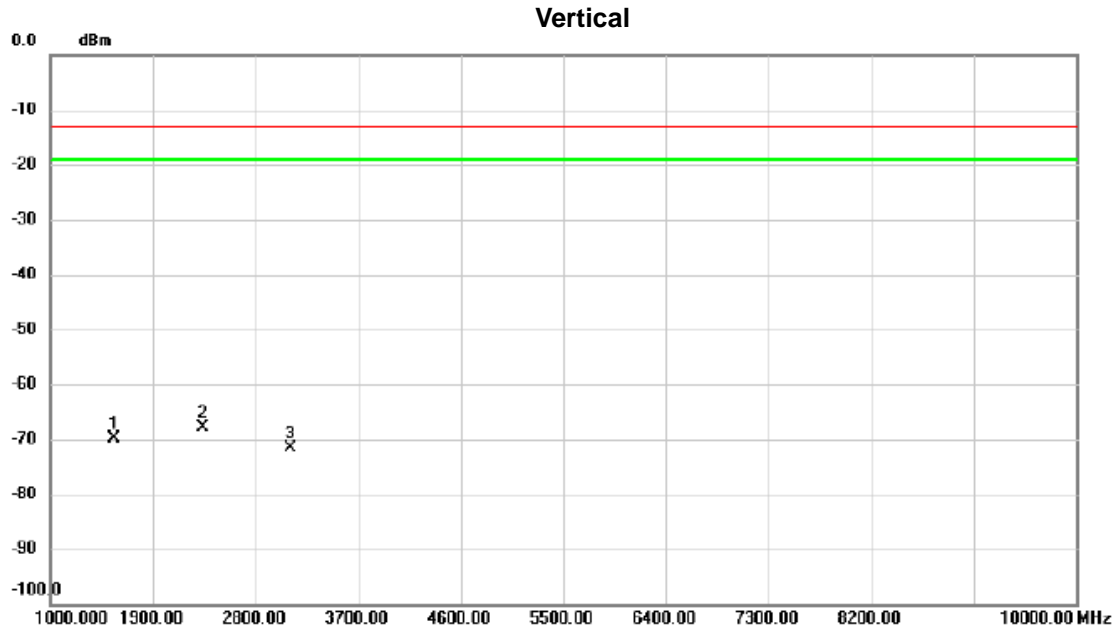
No.	Mk.	Freq. MHz	Reading Level dBm	Correct Factor dB	Measure- ment dBm	Limit dBm	Margin dB	Detector	Comment
1		1559.800	-41.16	-23.07	-64.23	-13.00	-51.23	peak	
2	*	2339.250	-44.15	-20.01	-64.16	-13.00	-51.16	peak	
3		3119.000	-53.06	-17.92	-70.98	-13.00	-57.98	peak	

Test Mode: LTE Band 13_TX CH23230_5M



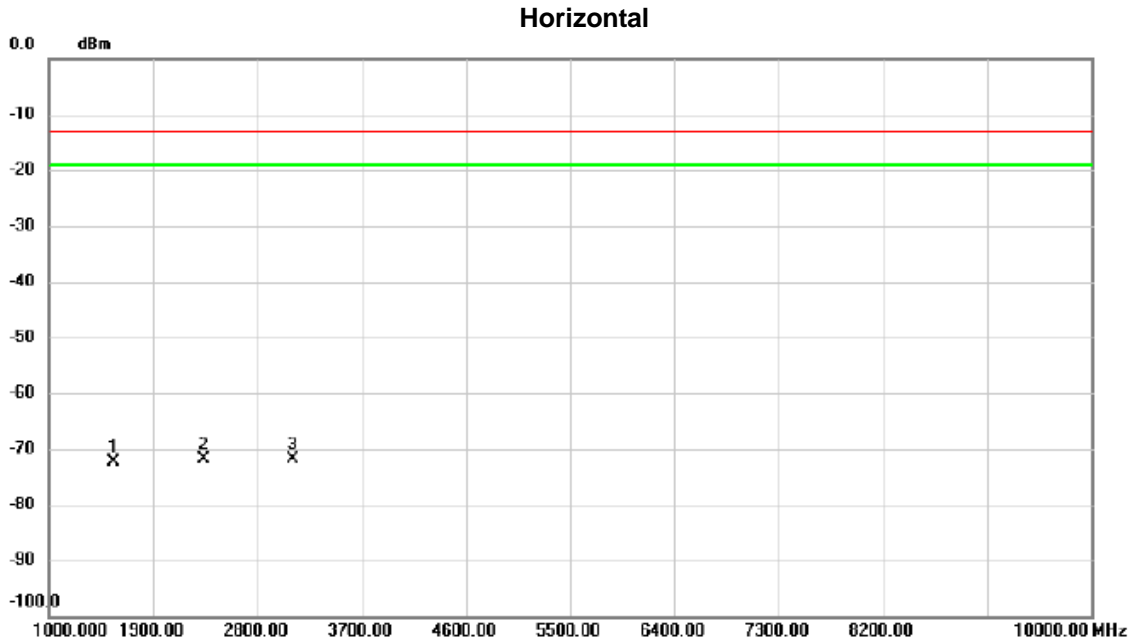
No.	Mk.	Freq. MHz	Reading Level dBm	Correct Factor dB	Measure- ment dBm	Limit dBm	Margin dB	Detector	Comment
1		1560.100	-45.53	-23.07	-68.60	-13.00	-55.60	peak	
2	*	2339.250	-48.00	-20.01	-68.01	-13.00	-55.01	peak	
3		3119.000	-53.93	-17.92	-71.85	-13.00	-58.85	peak	

Test Mode: LTE Band 13_TX CH23230_10M



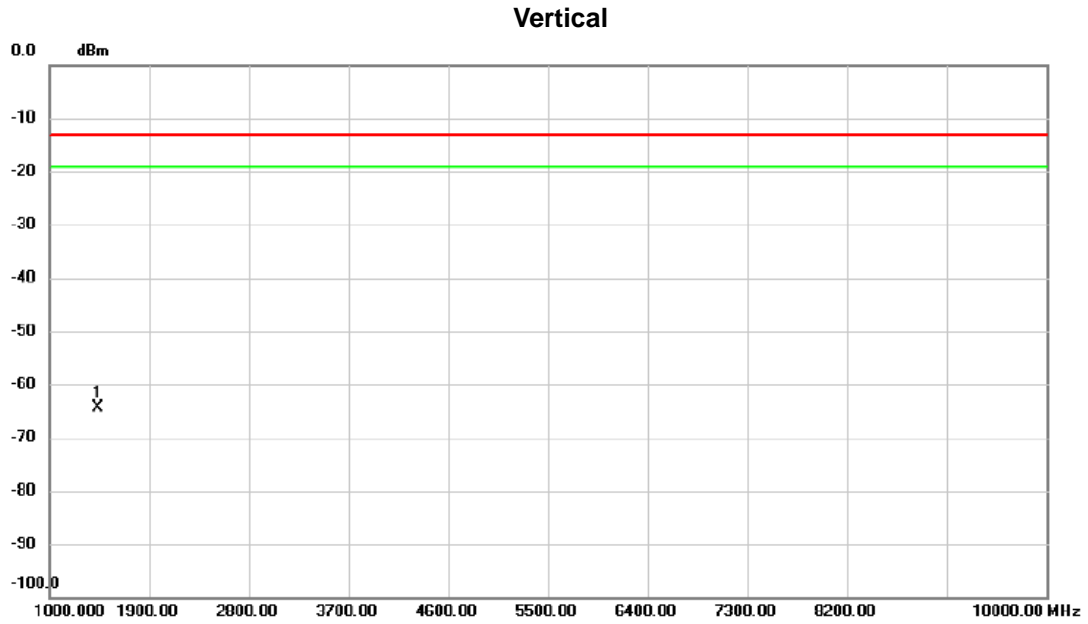
No.	Mk.	Freq. MHz	Reading Level dBm	Correct Factor dB	Measure- ment dBm	Limit dBm	Margin dB	Detector	Comment
1		1555.000	-46.91	-23.08	-69.99	-13.00	-56.99	peak	
2	*	2332.500	-47.86	-20.03	-67.89	-13.00	-54.89	peak	
3		3110.000	-53.69	-17.93	-71.62	-13.00	-58.62	peak	

Test Mode: LTE Band 13_TX CH23230_10M



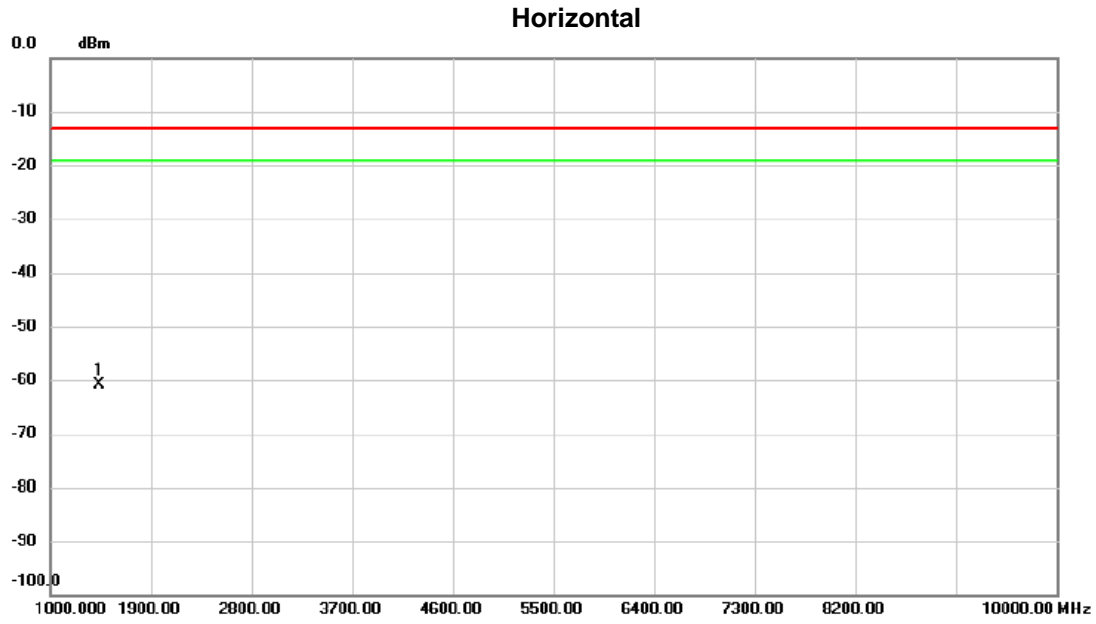
No.	Mk.	Freq. MHz	Reading Level dBm	Correct Factor dB	Measure- ment dBm	Limit dBm	Margin dB	Detector	Comment
1		1555.000	-49.29	-23.08	-72.37	-13.00	-59.37	peak	
2		2332.500	-51.90	-20.03	-71.93	-13.00	-58.93	peak	
3	*	3110.000	-53.83	-17.93	-71.76	-13.00	-58.76	peak	

Test Mode: LTE Band 17_TX CH23790_5M



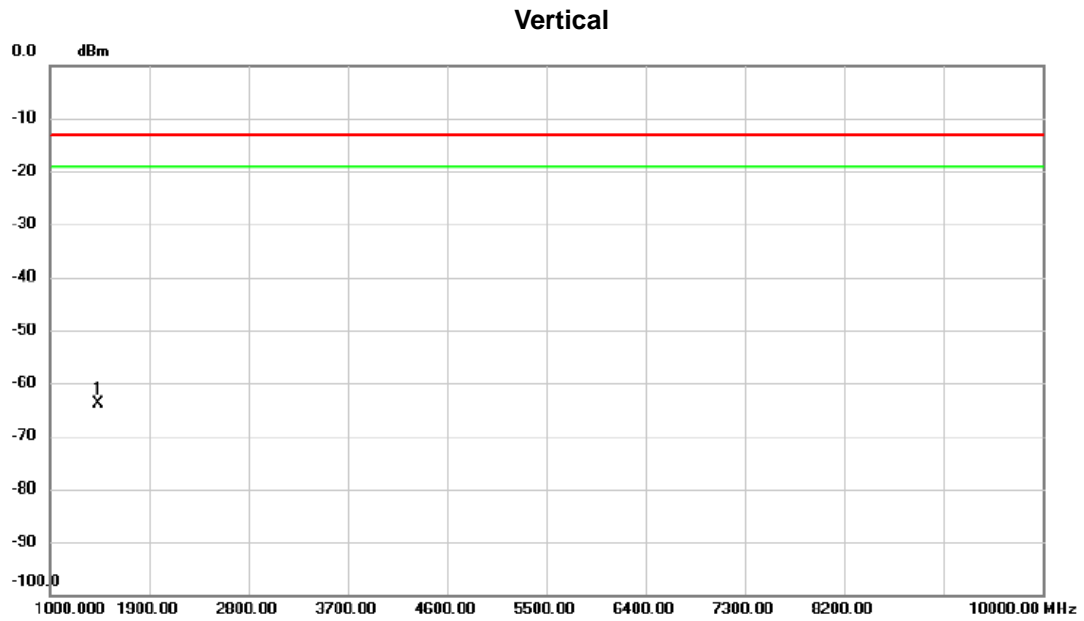
No.	Mk.	Freq. MHz	Reading Level dBm	Correct Factor dB	Measure- ment dBm	Limit dBm	Margin dB	Detector	Comment
1	*	1440.100	-45.57	-18.71	-64.28	-13.00	-51.28	peak	

Test Mode: LTE Band 17_TX CH23790_5M



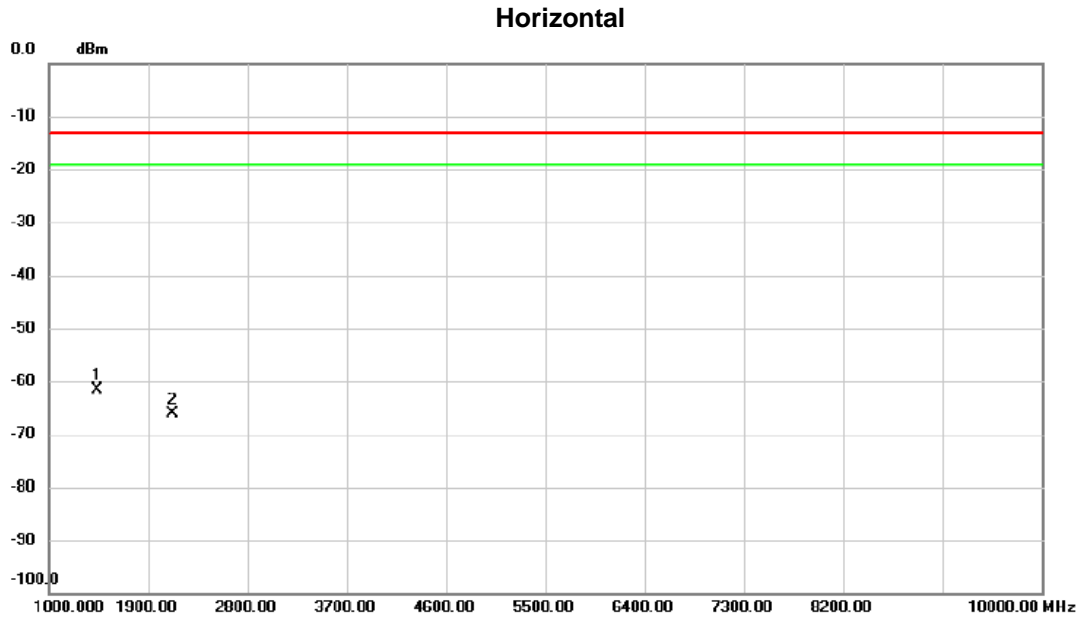
No.	Mk.	Freq. MHz	Reading Level dBm	Correct Factor dB	Measure- ment dBm	Limit dBm	Margin dB	Detector	Comment
1	*	1440.100	-42.27	-18.71	-60.98	-13.00	-47.98	peak	

Test Mode: LTE Band 17_TX CH23790_10M



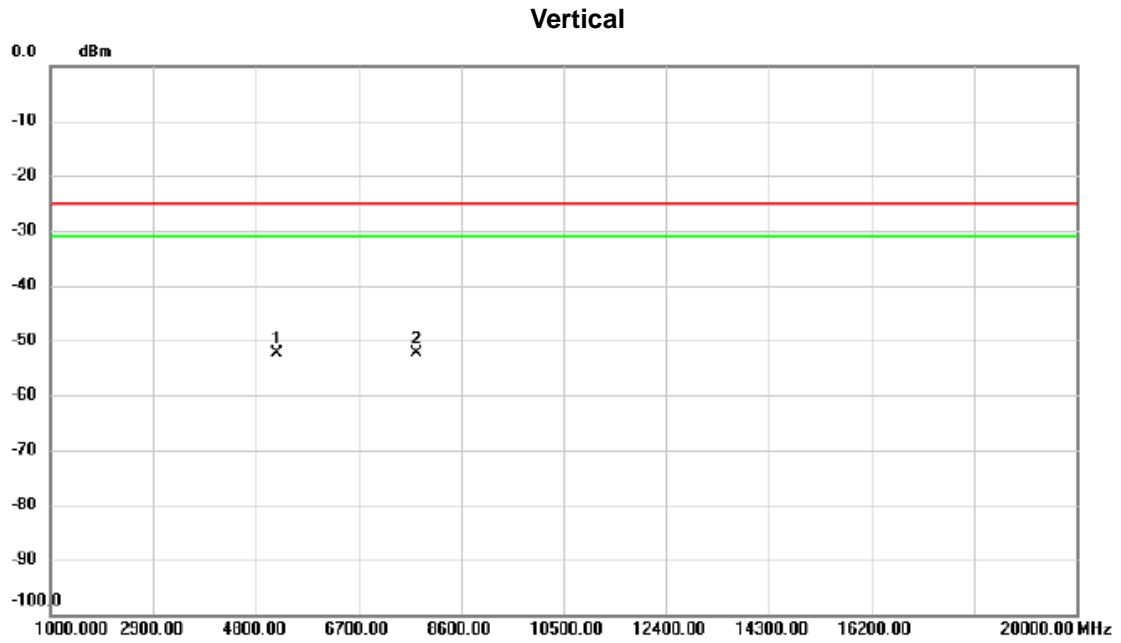
No. Mk.	Freq. MHz	Reading Level dBm	Correct Factor dB	Measure- ment dBm	Limit dBm	Margin dB	Detector	Comment
1 *	1439.800	-45.17	-18.71	-63.88	-13.00	-50.88	peak	

Test Mode: LTE Band 17_TX CH23790_10M



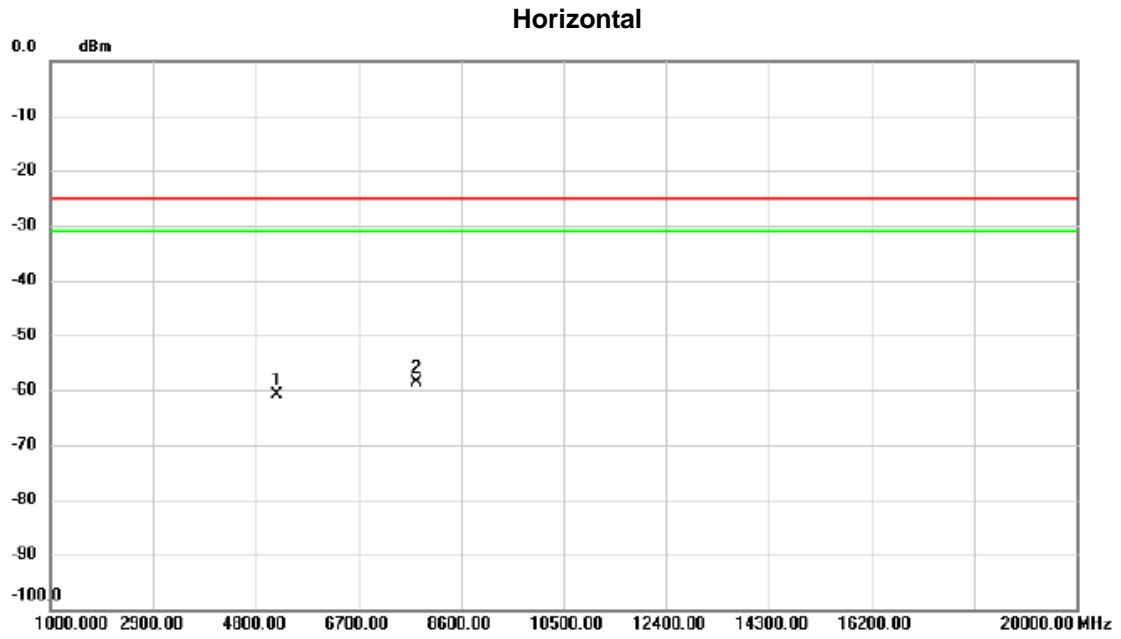
No.	Mk.	Freq. MHz	Reading Level dBm	Correct Factor dB	Measure- ment dBm	Limit dBm	Margin dB	Detector	Comment
1	*	1440.100	-42.93	-18.71	-61.64	-13.00	-48.64	peak	
2		2120.200	-49.67	-16.53	-66.20	-13.00	-53.20	peak	

Test Mode | LTE Band 41_TX CH40620_5M



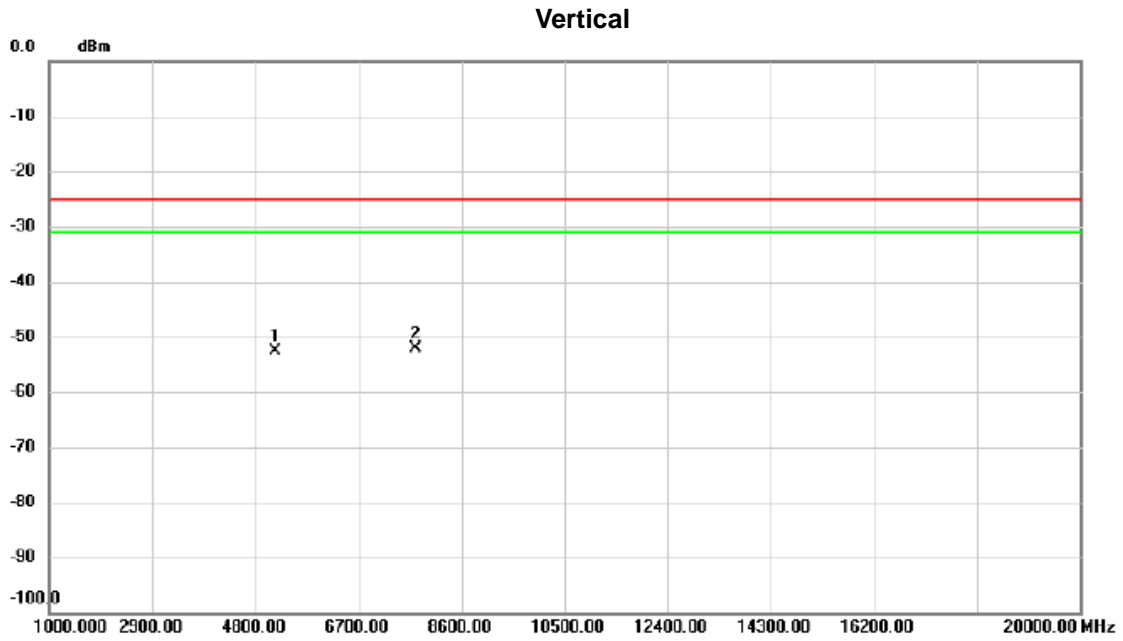
No.	Mk.	Freq. MHz	Reading Level dBm	Correct Factor dB	Measure- ment dBm	Limit dBm	Margin dB	Detector	Comment
1		5181.267	-39.58	-12.68	-52.26	-25.00	-27.26	peak	
2	*	7772.867	-47.06	-5.19	-52.25	-25.00	-27.25	peak	

Test Mode | LTE Band 41_TX CH40620_5M



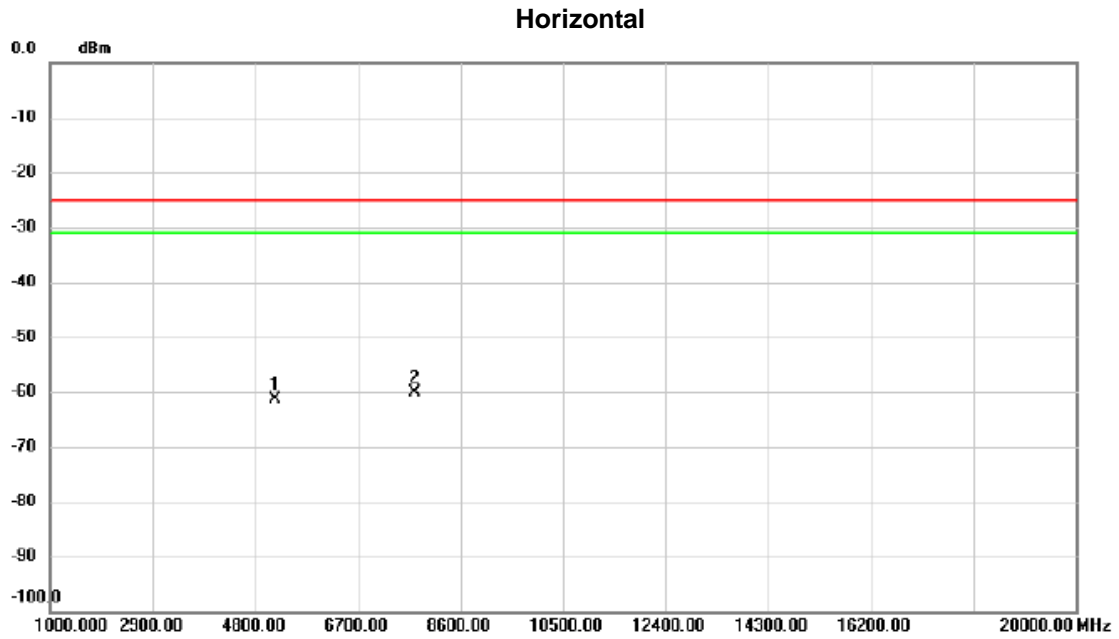
No.	Mk.	Freq. MHz	Reading Level dBm	Correct Factor dB	Measure- ment dBm	Limit dBm	Margin dB	Detector	Comment
1		5181.900	-48.10	-12.68	-60.78	-25.00	-35.78	peak	
2	*	7772.867	-53.49	-5.19	-58.68	-25.00	-33.68	peak	

Test Mode | LTE Band 41_TX CH40620_20M



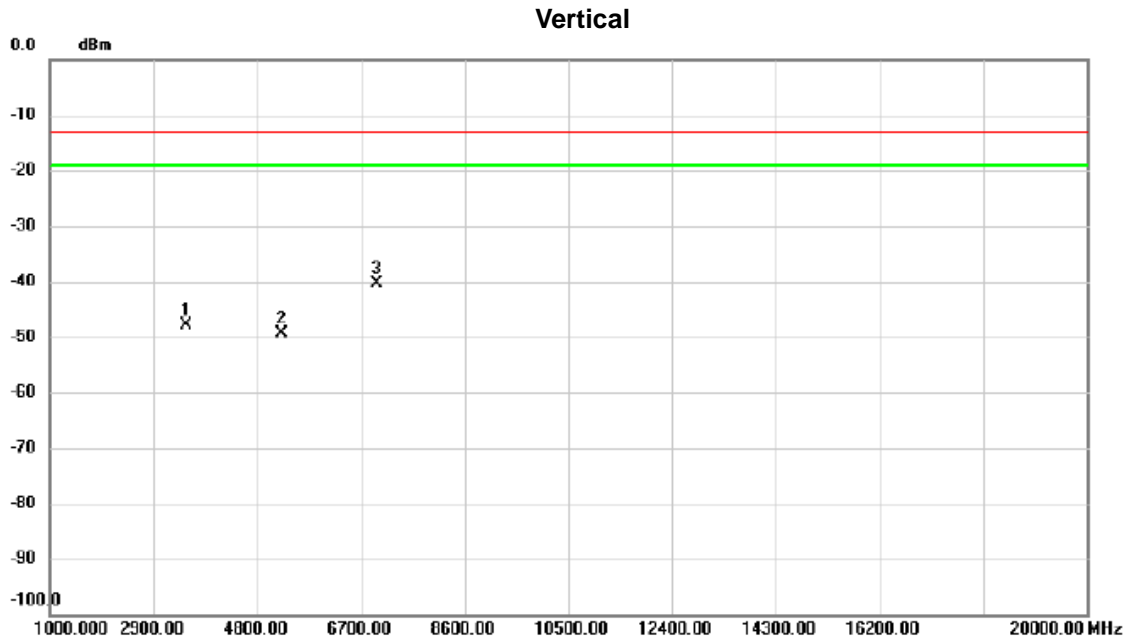
No.	Mk.	Freq. MHz	Reading Level dBm	Correct Factor dB	Measure- ment dBm	Limit dBm	Margin dB	Detector	Comment
1		5167.967	-39.98	-12.70	-52.68	-25.00	-27.68	peak	
2	*	7752.600	-47.03	-5.21	-52.24	-25.00	-27.24	peak	

Test Mode | LTE Band 41_TX CH40620_20M



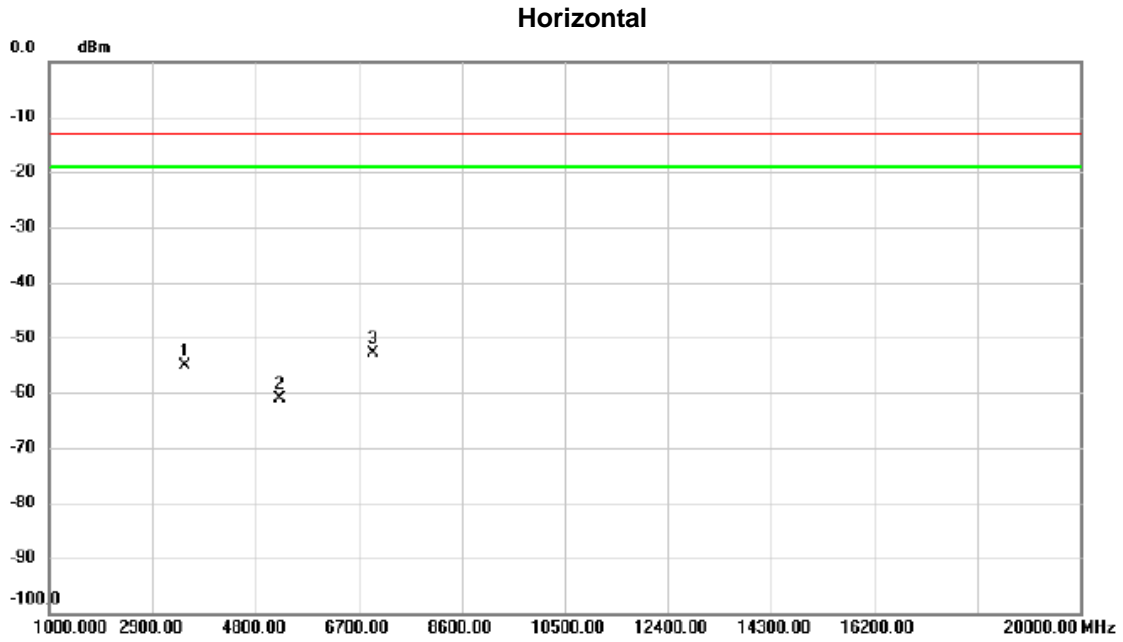
No.	Mk.	Freq. MHz	Reading Level dBm	Correct Factor dB	Measure- ment dBm	Limit dBm	Margin dB	Detector	Comment
1		5168.600	-48.69	-12.70	-61.39	-25.00	-36.39	peak	
2	*	7752.600	-54.83	-5.21	-60.04	-25.00	-35.04	peak	

Test Mode: LTE Band 66_TX CH132322_1.4M



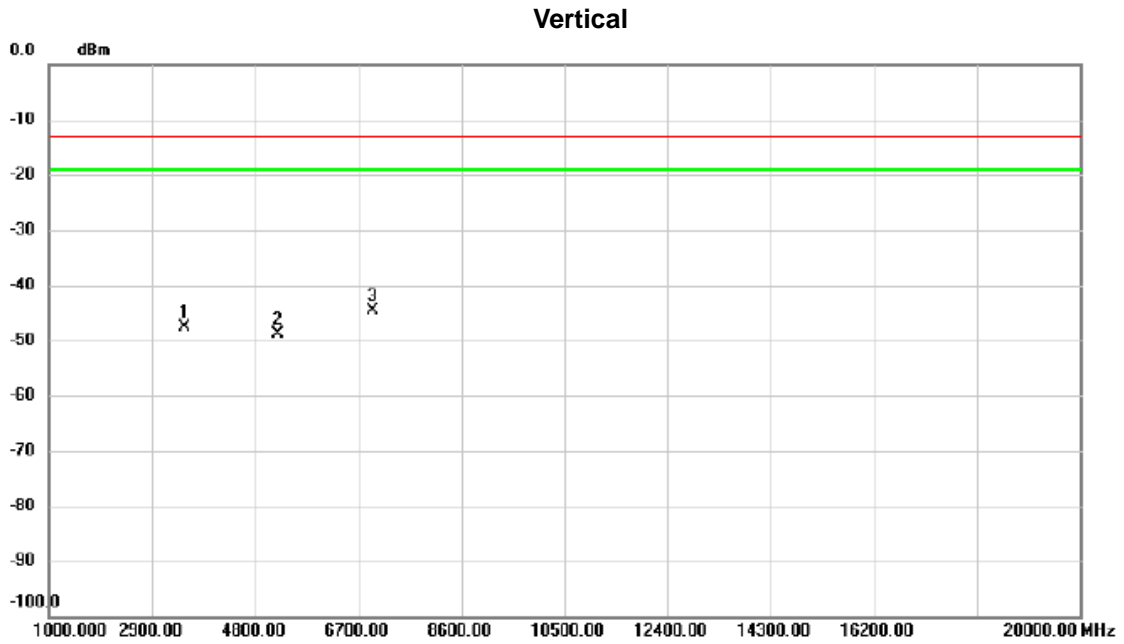
No.	Mk.	Freq. MHz	Reading Level dBm	Correct Factor dB	Measure- ment dBm	Limit dBm	Margin dB	Detector	Comment
1		3489.000	-30.29	-17.67	-47.96	-13.00	-34.96	peak	
2		5233.833	-36.84	-12.63	-49.47	-13.00	-36.47	peak	
3	*	6978.667	-33.59	-6.87	-40.46	-13.00	-27.46	peak	

Test Mode: LTE Band 66_TX CH132322_1.4M



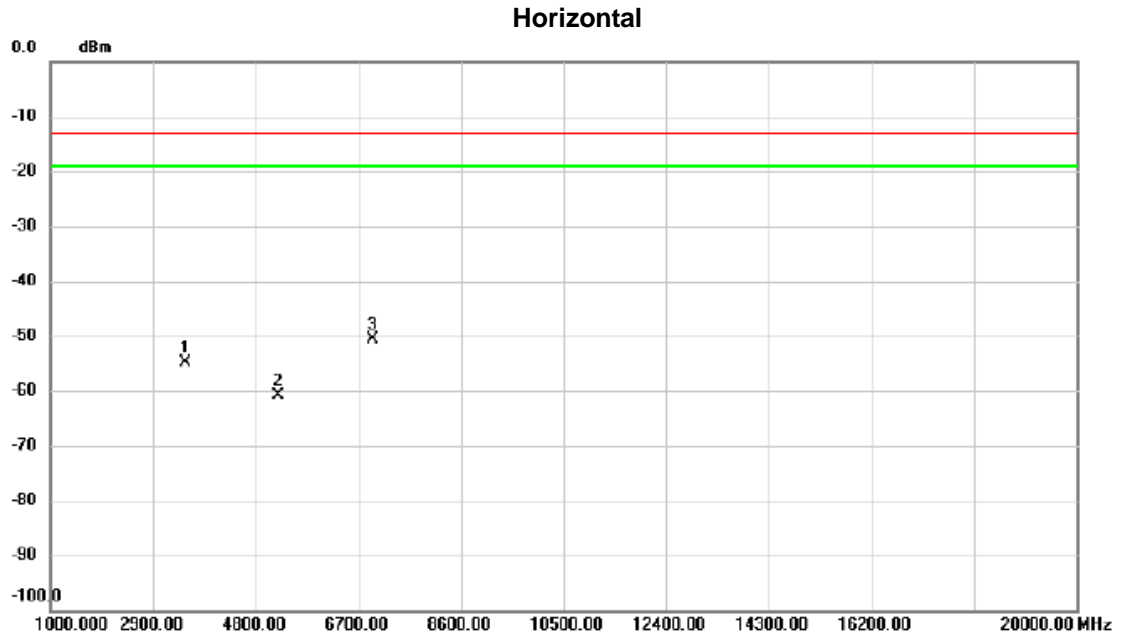
No.	Mk.	Freq. MHz	Reading Level dBm	Correct Factor dB	Measure- ment dBm	Limit dBm	Margin dB	Detector	Comment
1		3489.633	-37.38	-17.67	-55.05	-13.00	-42.05	peak	
2		5233.833	-48.41	-12.63	-61.04	-13.00	-48.04	peak	
3	*	6978.033	-45.90	-6.87	-52.77	-13.00	-39.77	peak	

Test Mode: LTE Band 66_TX CH132322_5M



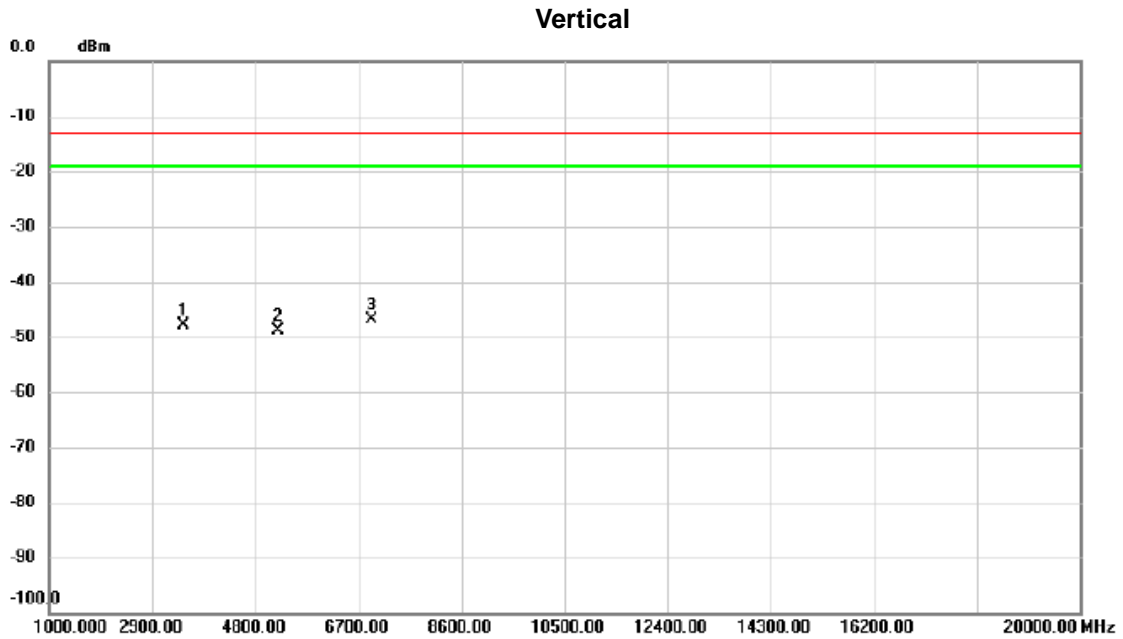
No.	Mk.	Freq. MHz	Reading Level dBm	Correct Factor dB	Measure- ment dBm	Limit dBm	Margin dB	Detector	Comment
1		3485.833	-29.93	-17.67	-47.60	-13.00	-34.60	peak	
2		5228.767	-36.20	-12.63	-48.83	-13.00	-35.83	peak	
3	*	6971.700	-37.65	-6.91	-44.56	-13.00	-31.56	peak	

Test Mode: LTE Band 66_TX CH132322_5M



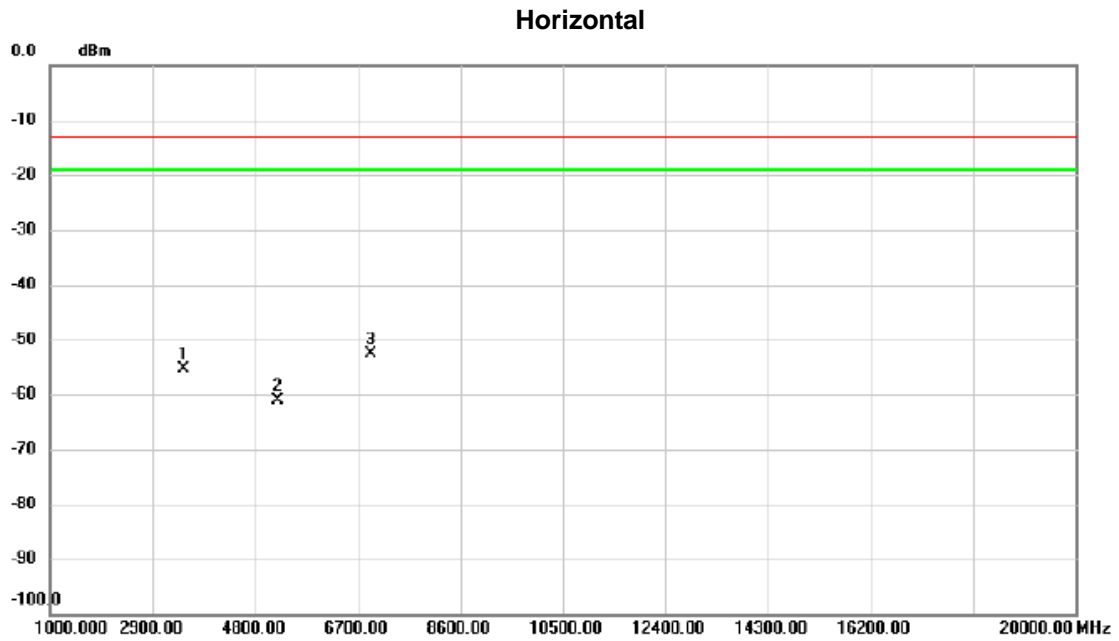
No.	Mk.	Freq. MHz	Reading Level dBm	Correct Factor dB	Measure- ment dBm	Limit dBm	Margin dB	Detector	Comment
1		3485.833	-37.16	-17.67	-54.83	-13.00	-41.83	peak	
2		5228.767	-48.34	-12.63	-60.97	-13.00	-47.97	peak	
3	*	6971.700	-43.81	-6.91	-50.72	-13.00	-37.72	peak	

Test Mode: LTE Band 66_TX CH132322_20M



No.	Mk.	Freq. MHz	Reading Level dBm	Correct Factor dB	Measure- ment dBm	Limit dBm	Margin dB	Detector	Comment
1		3472.533	-30.10	-17.67	-47.77	-13.00	-34.77	peak	
2		5207.867	-36.17	-12.66	-48.83	-13.00	-35.83	peak	
3	*	6944.467	-39.79	-7.02	-46.81	-13.00	-33.81	peak	

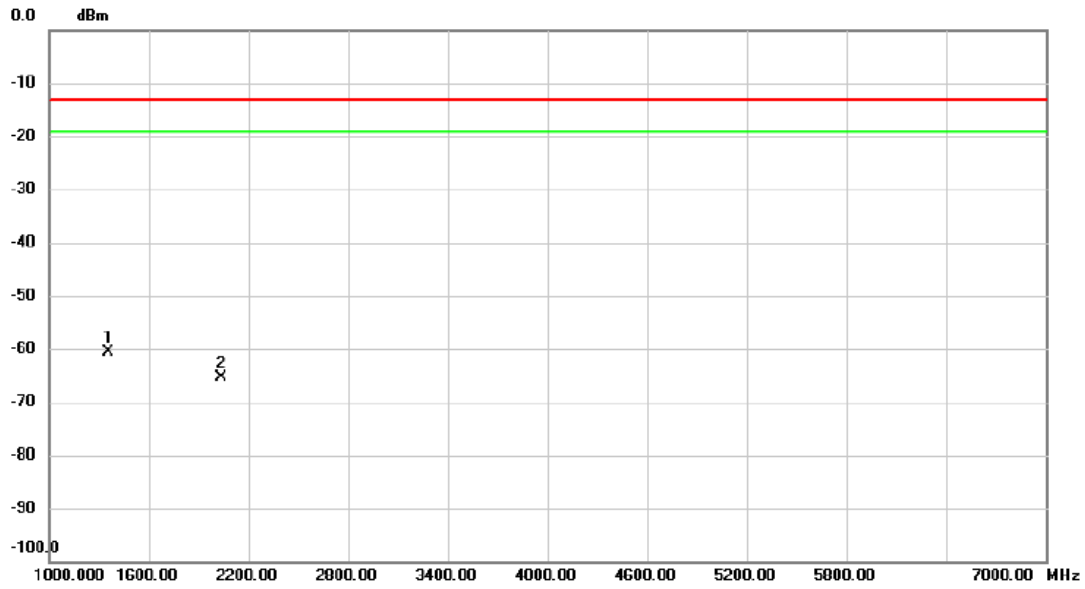
Test Mode: LTE Band 66_TX CH132322_20M



No.	Mk.	Freq. MHz	Reading Level dBm	Correct Factor dB	Measure- ment dBm	Limit dBm	Margin dB	Detector	Comment
1		3472.533	-37.71	-17.67	-55.38	-13.00	-42.38	peak	
2		5208.500	-48.44	-12.65	-61.09	-13.00	-48.09	peak	
3	*	6944.467	-45.55	-7.02	-52.57	-13.00	-39.57	peak	

Test Mode | LTE Band 71_TX CH133297_5M

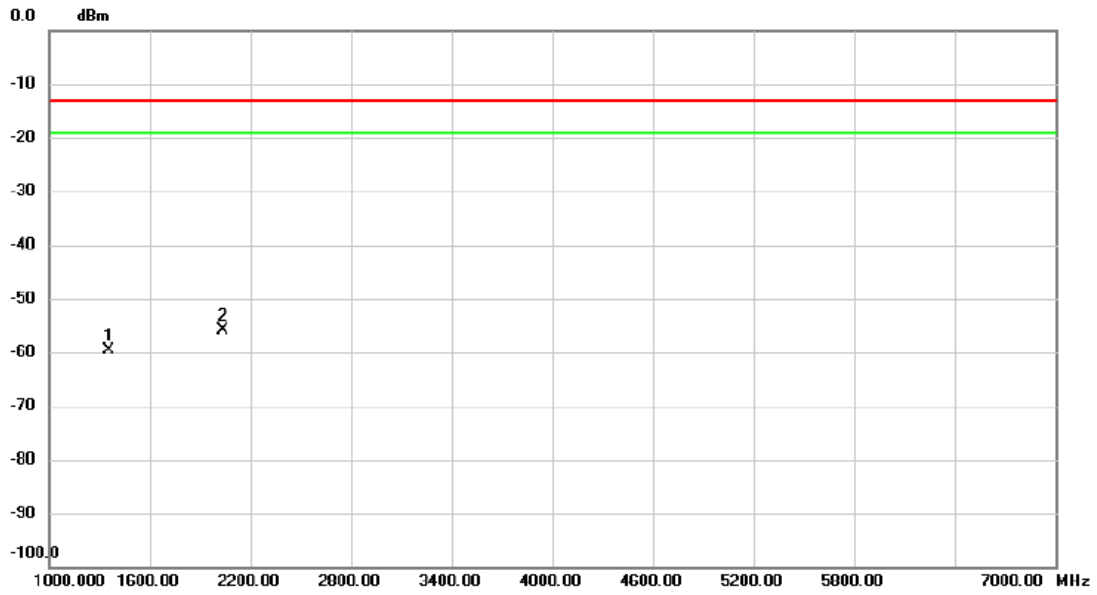
Vertical



No.	Mk.	Freq. MHz	Reading Level dBm	Correct Factor dB	Measure- ment dBm	Limit dBm	Margin dB	Detector	Comment
1	*	1357.000	-37.22	-23.46	-60.68	-13.00	-47.68	peak	
2		2035.000	-43.77	-21.54	-65.31	-13.00	-52.31	peak	

Test Mode | LTE Band 71_TX CH133297_5M

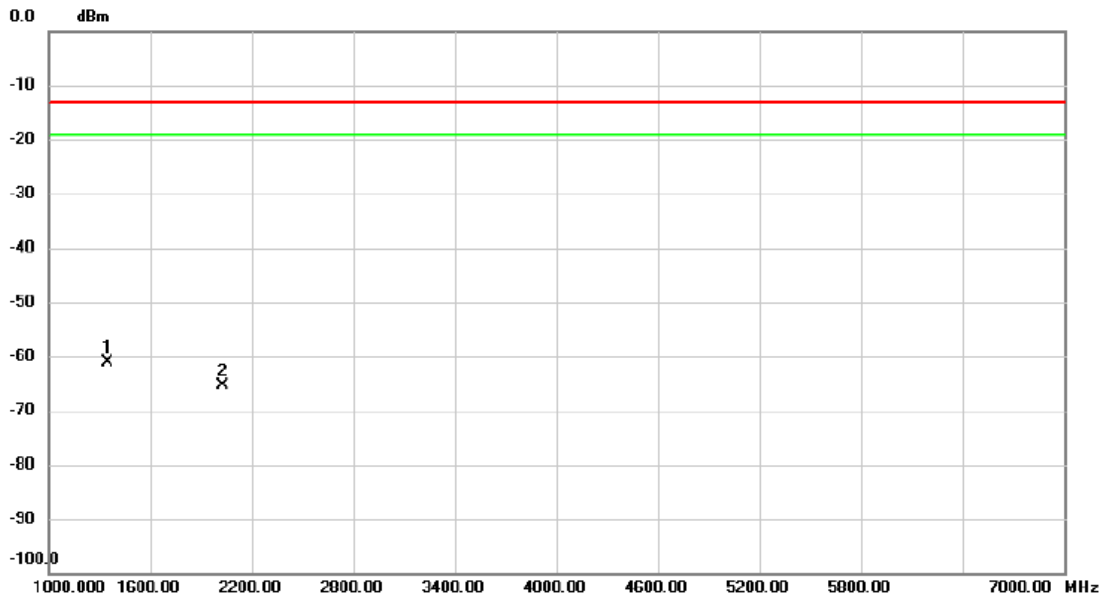
Horizontal



No.	Mk.	Freq. MHz	Reading Level dBm	Correct Factor dB	Measure- ment dBm	Limit dBm	Margin dB	Detector	Comment
1		1357.000	-36.28	-23.46	-59.74	-13.00	-46.74	peak	
2	*	2035.000	-34.33	-21.54	-55.87	-13.00	-42.87	peak	

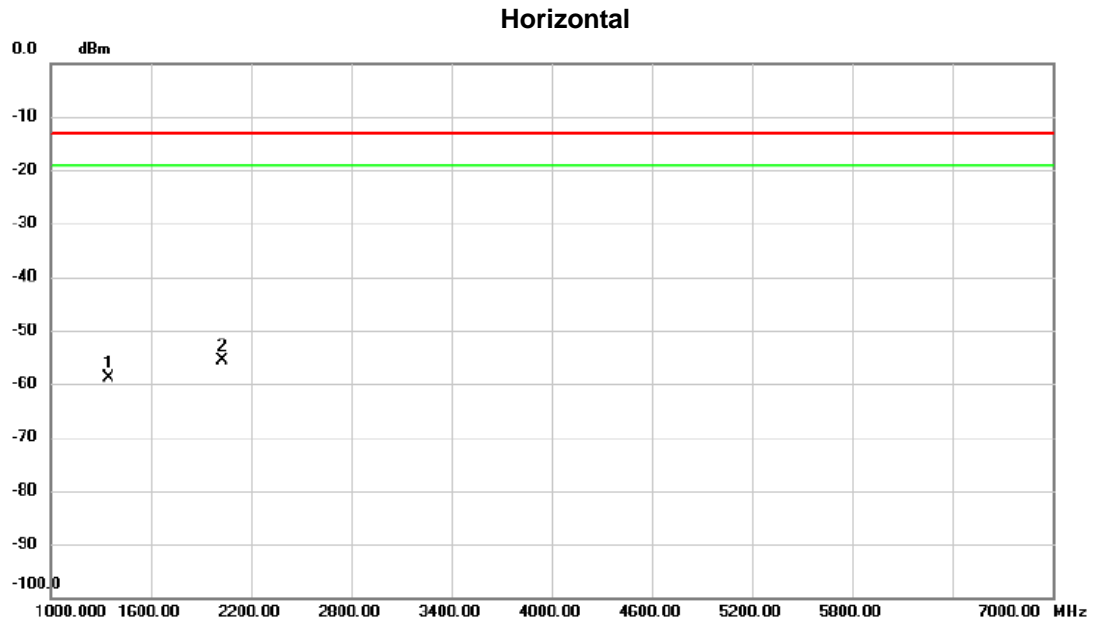
Test Mode | LTE Band 71_TX CH133297_10M

Vertical



No.	Mk.	Freq. MHz	Reading Level dBm	Correct Factor dB	Measure- ment dBm	Limit dBm	Margin dB	Detector	Comment
1	*	1351.000	-37.53	-23.48	-61.01	-13.00	-48.01	peak	
2		2029.000	-43.89	-21.57	-65.46	-13.00	-52.46	peak	

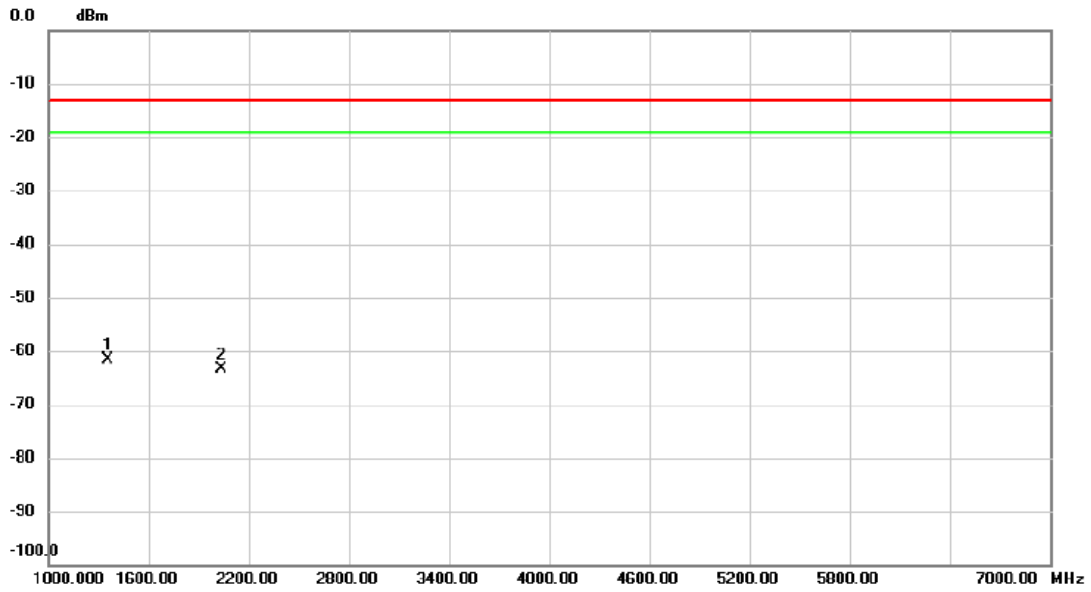
Test Mode | LTE Band 71_TX CH133297_10M



No.	Mk.	Freq. MHz	Reading Level dBm	Correct Factor dB	Measure- ment dBm	Limit dBm	Margin dB	Detector	Comment
1		1351.000	-35.32	-23.48	-58.80	-13.00	-45.80	peak	
2	*	2029.000	-34.15	-21.57	-55.72	-13.00	-42.72	peak	

Test Mode | LTE Band 71_TX CH133322_20M

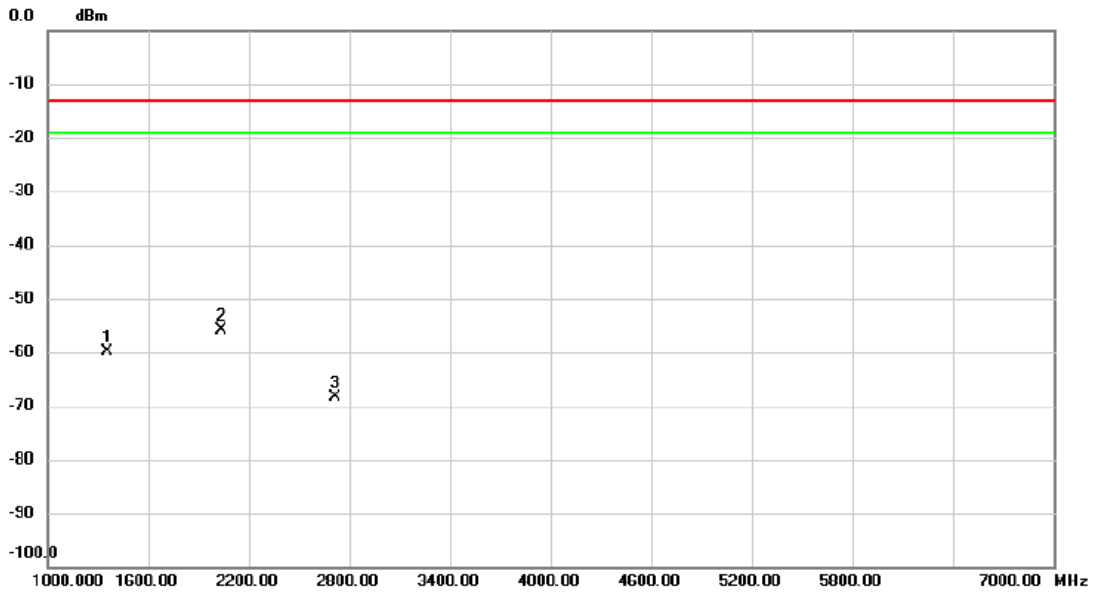
Vertical



No.	Mk.	Freq. MHz	Reading Level dBm	Correct Factor dB	Measure- ment dBm	Limit dBm	Margin dB	Detector	Comment
1	*	1357.000	-38.14	-23.46	-61.60	-13.00	-48.60	peak	
2		2035.000	-41.74	-21.54	-63.28	-13.00	-50.28	peak	

Test Mode | LTE Band 71_TX CH133322_20M

Horizontal



No.	Mk.	Freq. MHz	Reading Level dBm	Correct Factor dB	Measure- ment dBm	Limit dBm	Margin dB	Detector	Comment
1		1357.000	-36.40	-23.46	-59.86	-13.00	-46.86	peak	
2	*	2035.000	-34.42	-21.54	-55.96	-13.00	-42.96	peak	
3		2713.000	-49.60	-18.78	-68.38	-13.00	-55.38	peak	

APPENDIX G - BAND EDGE

