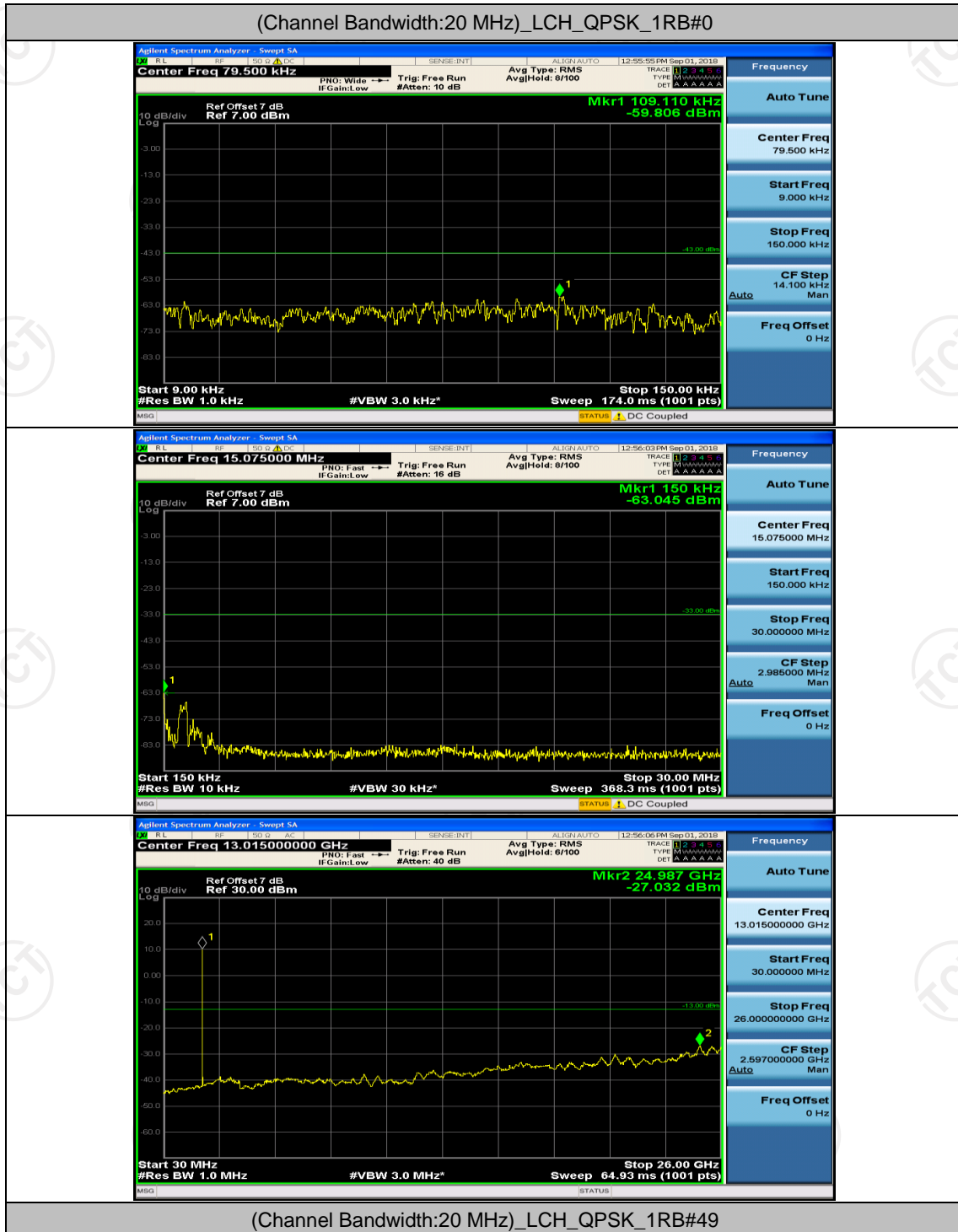
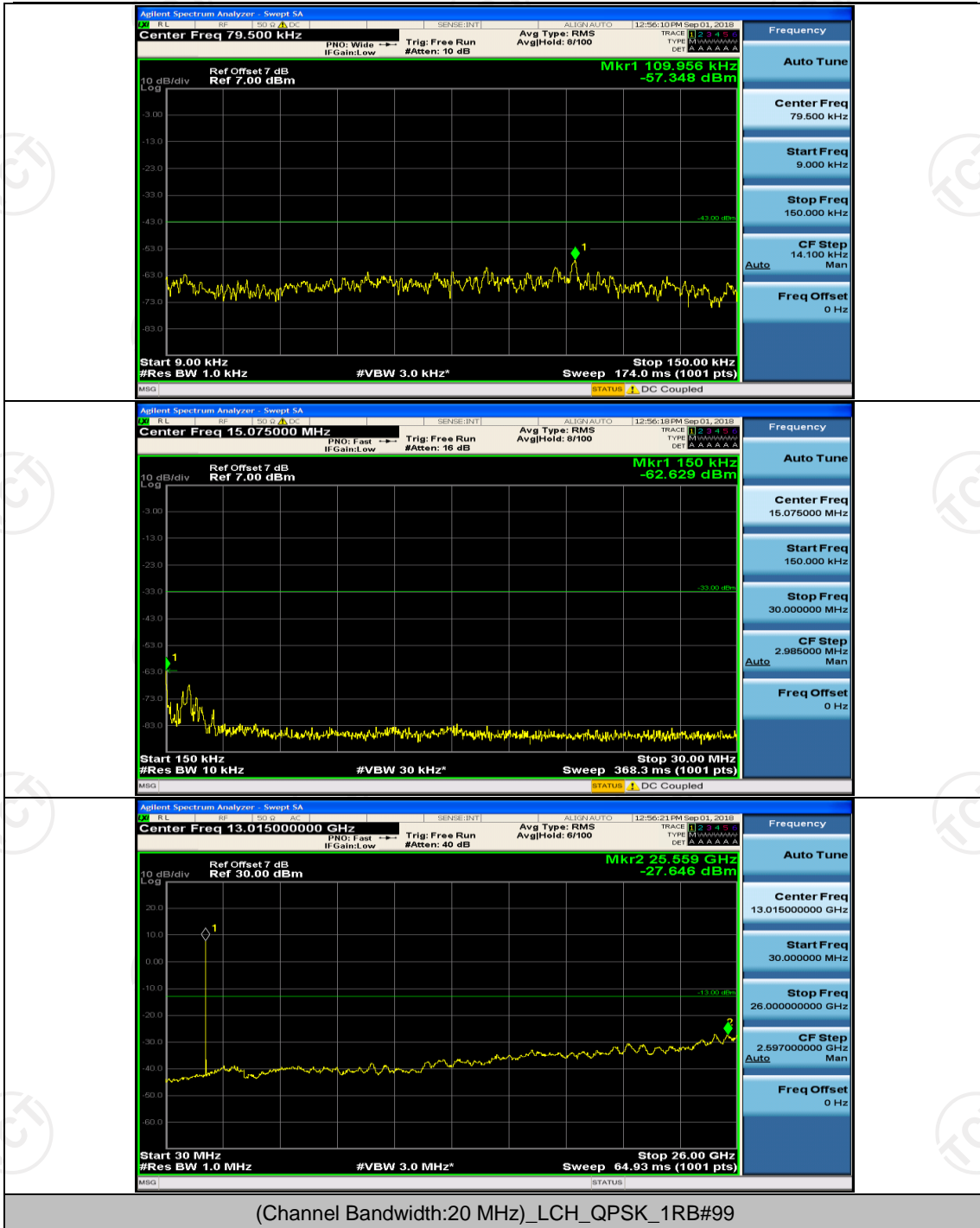
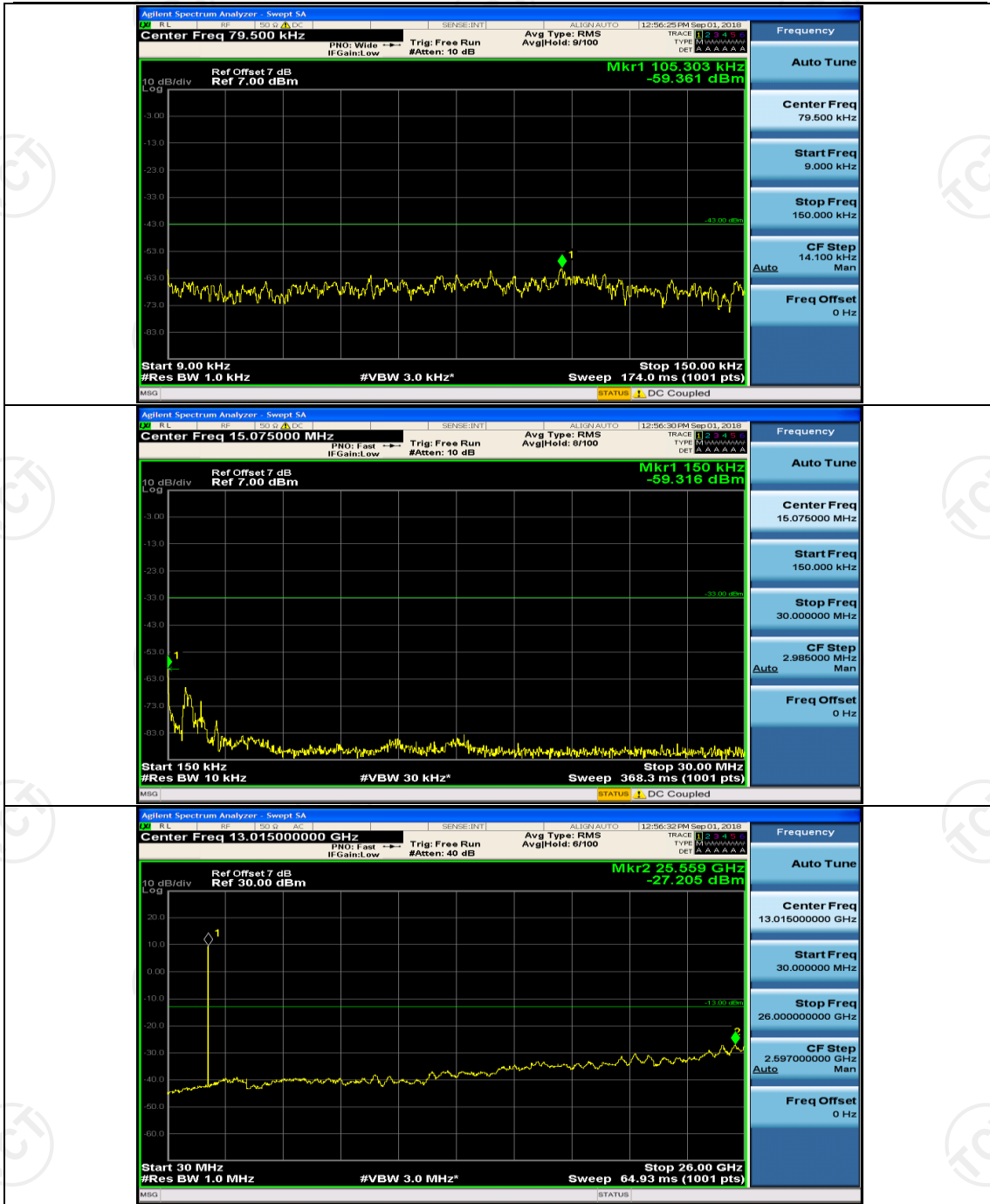
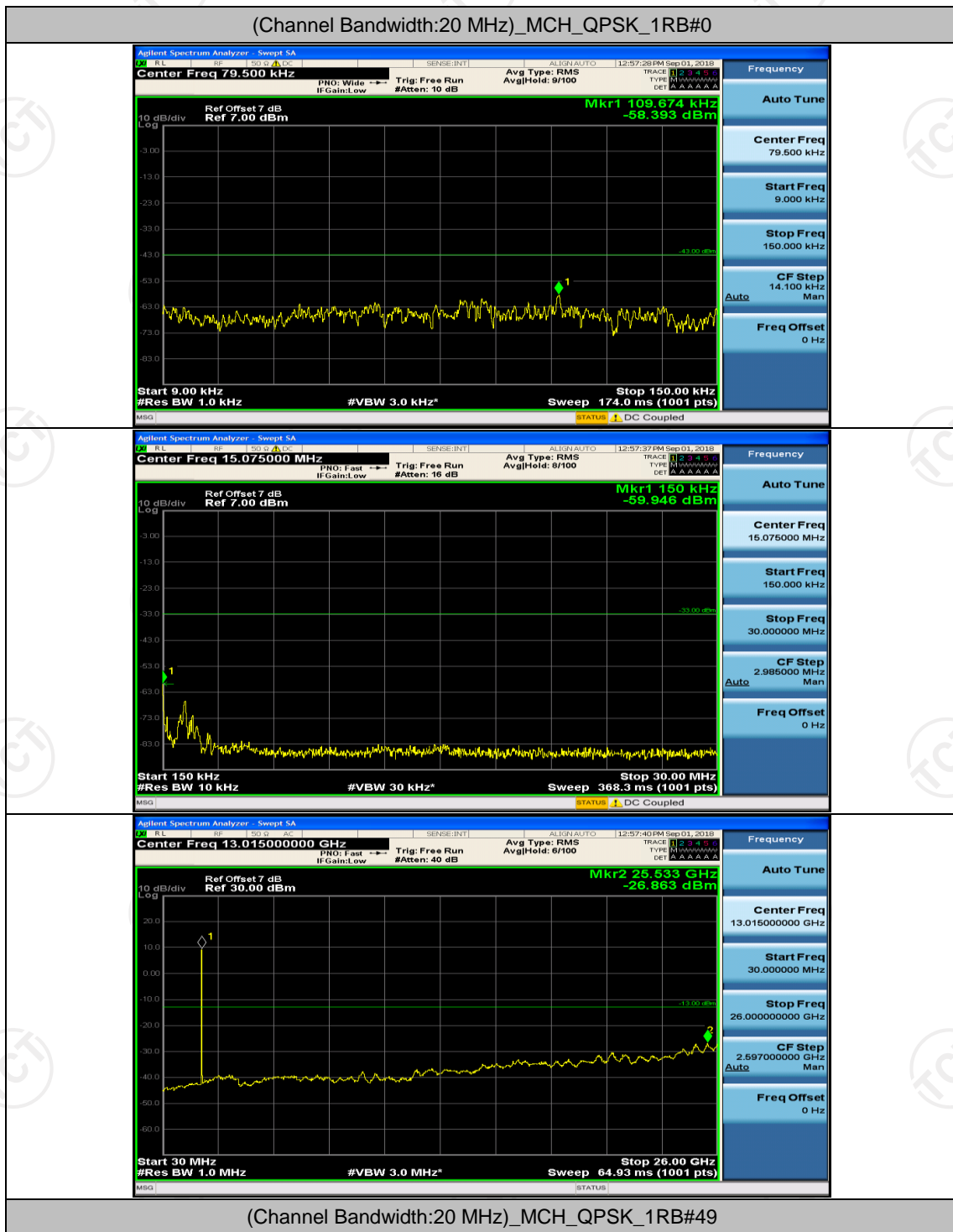


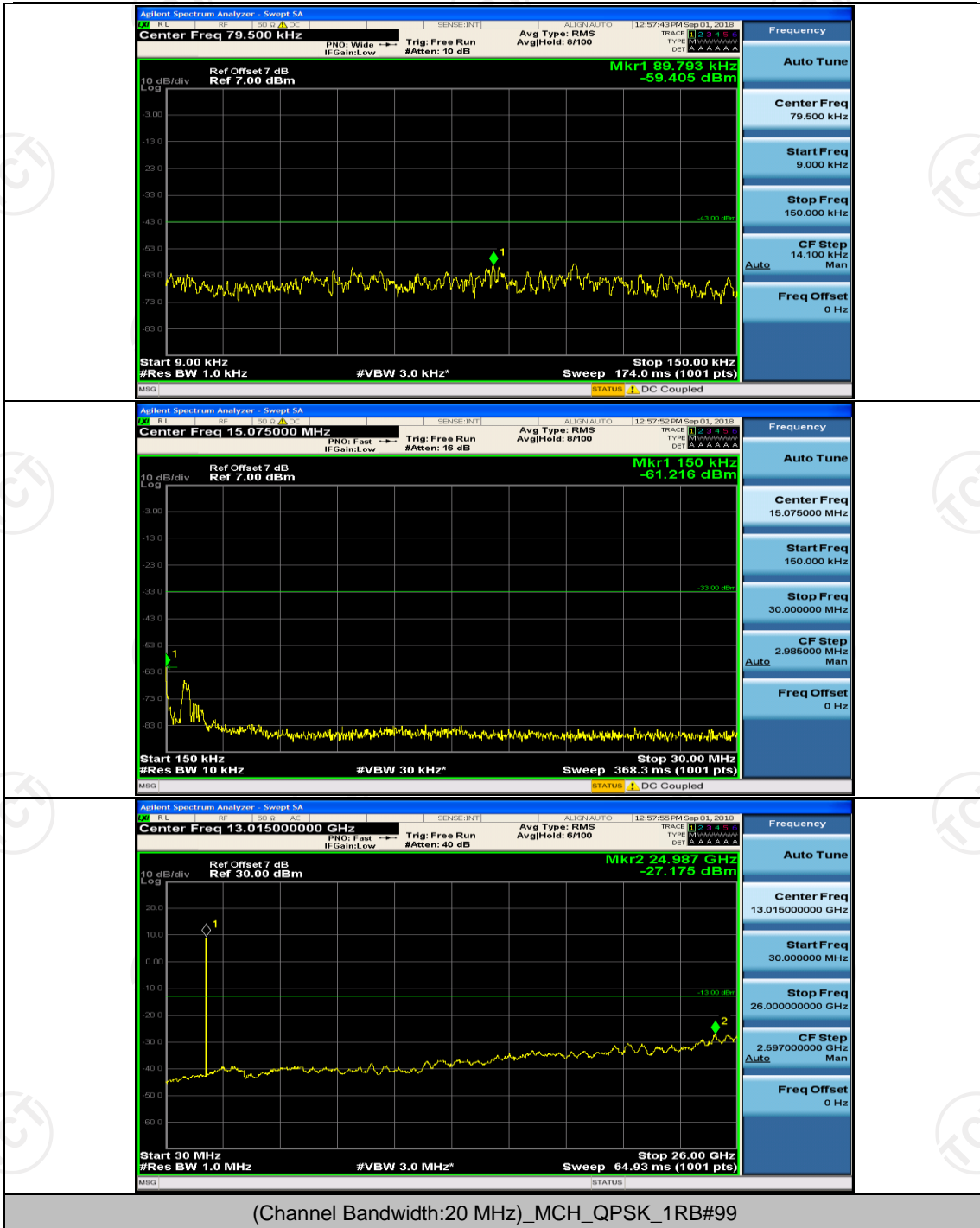
Channel Bandwidth: 20 MHz

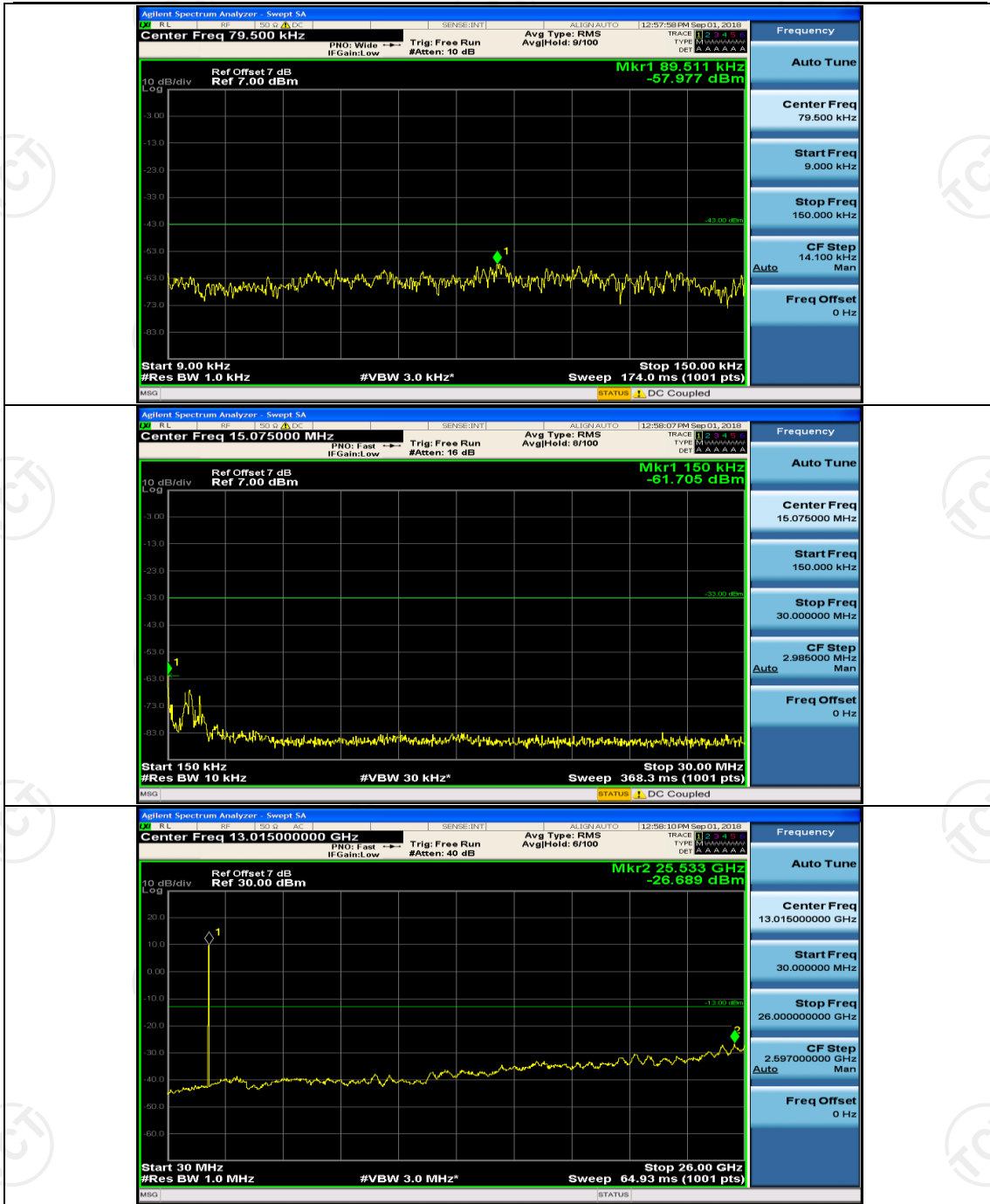


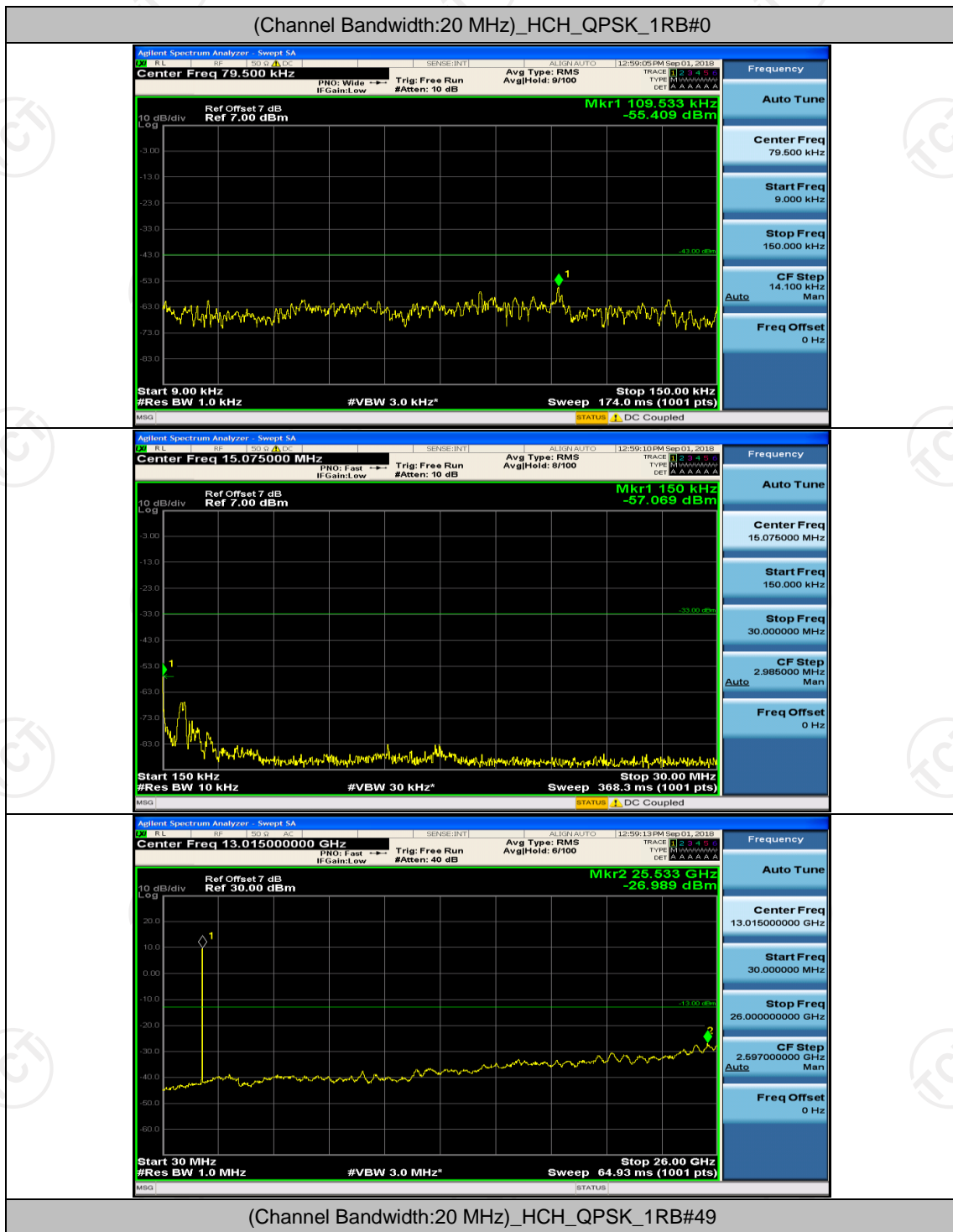


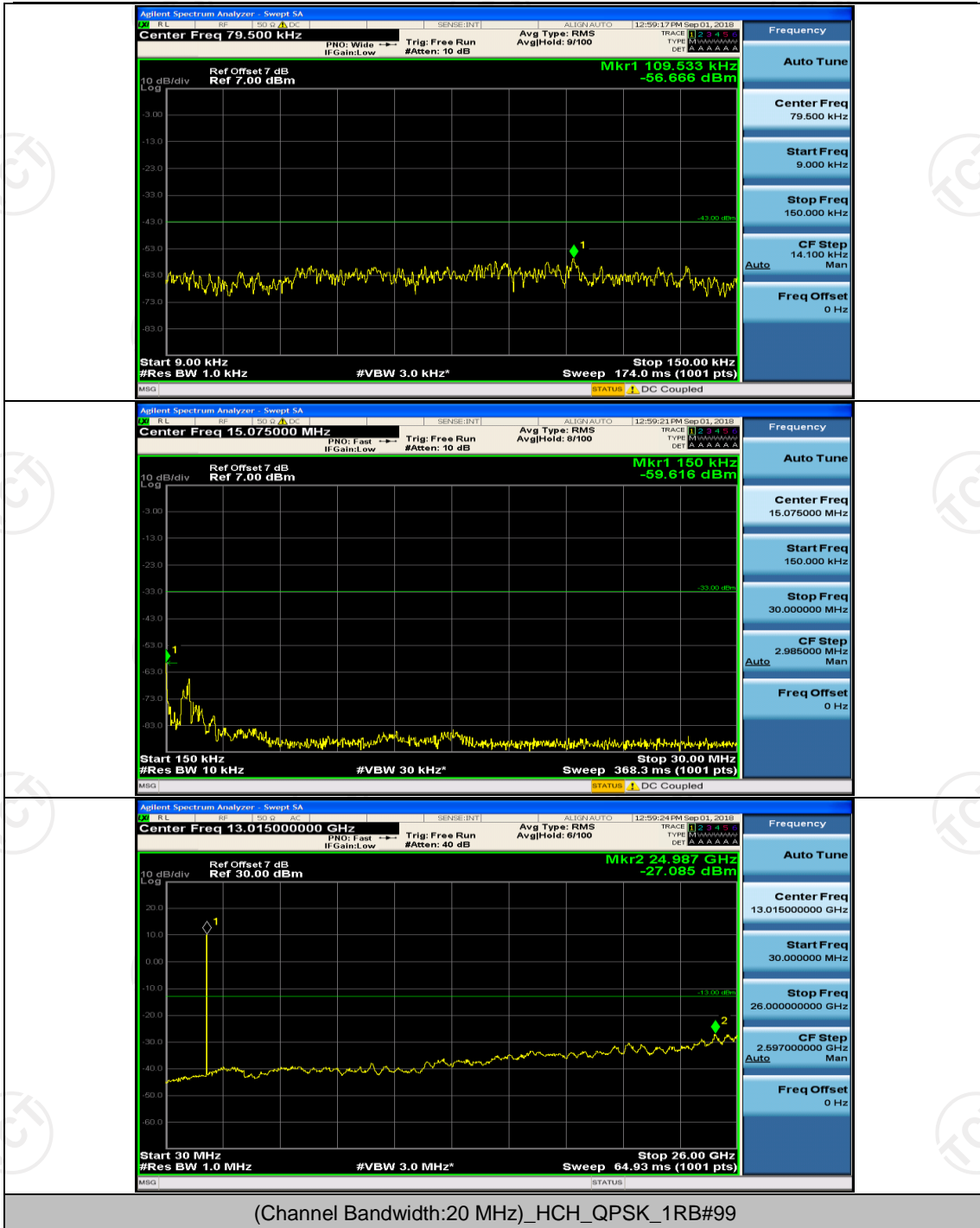


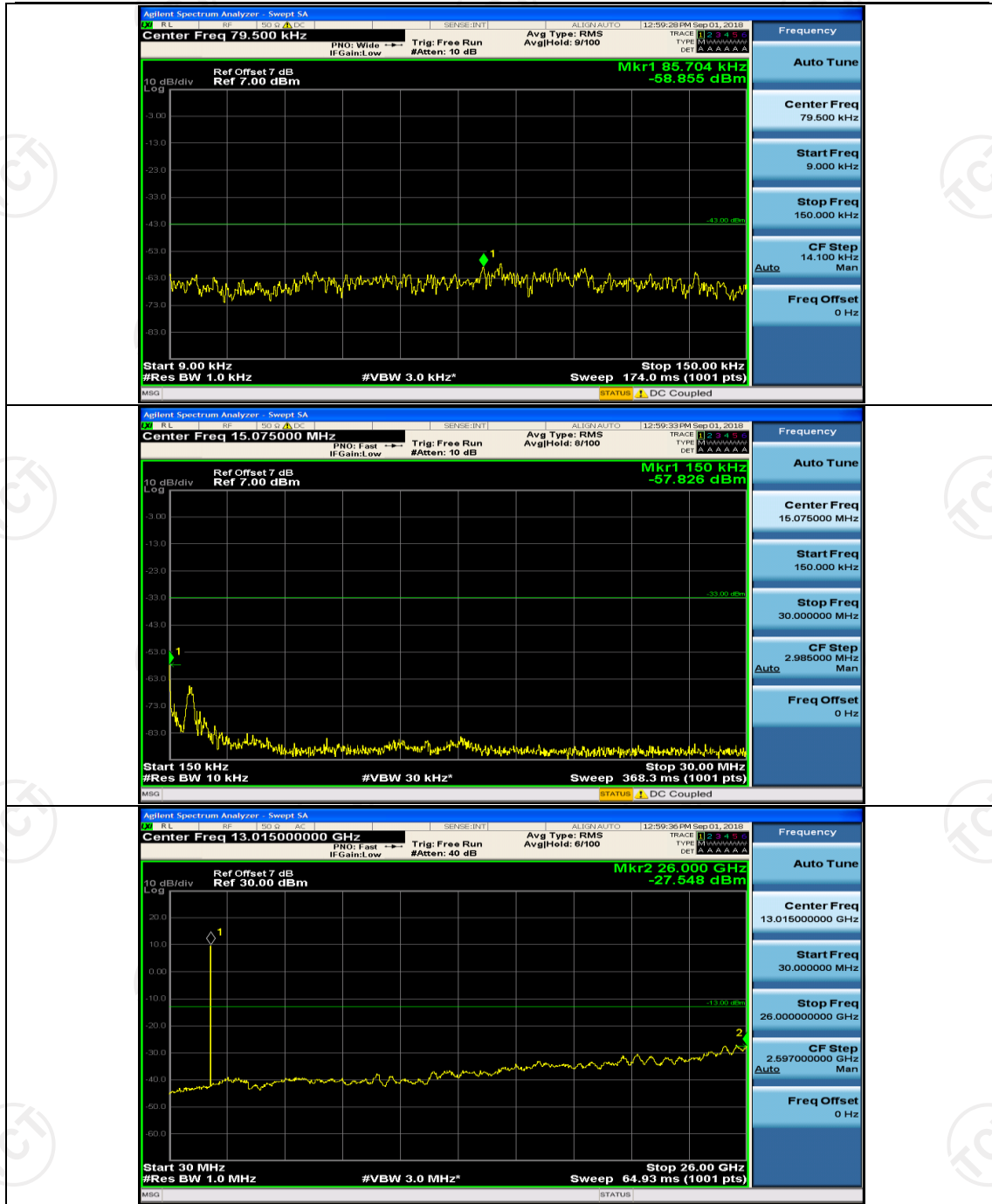




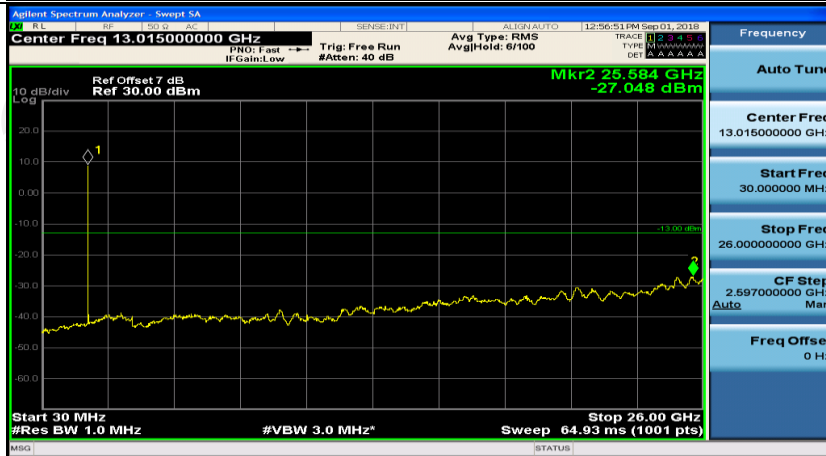
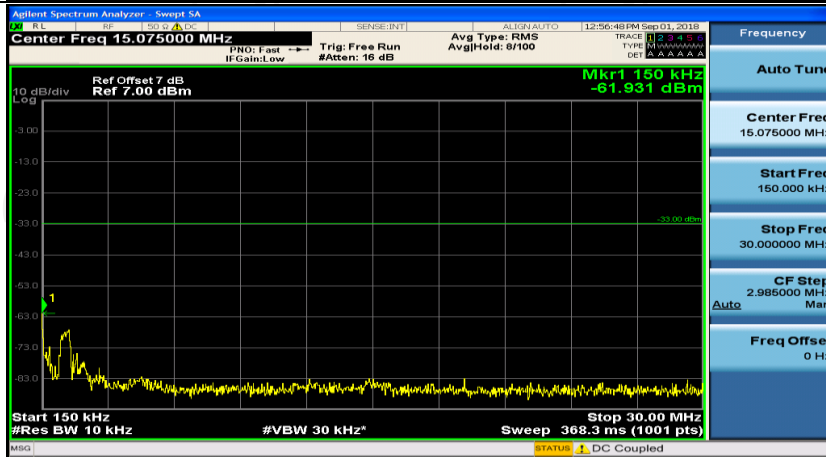
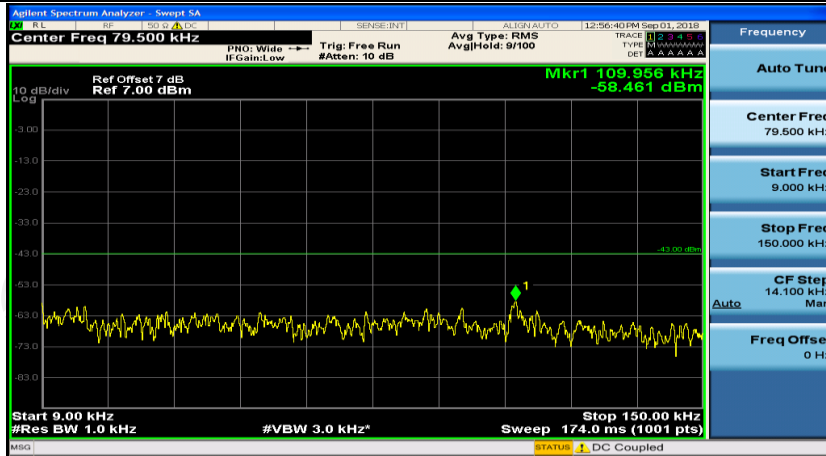




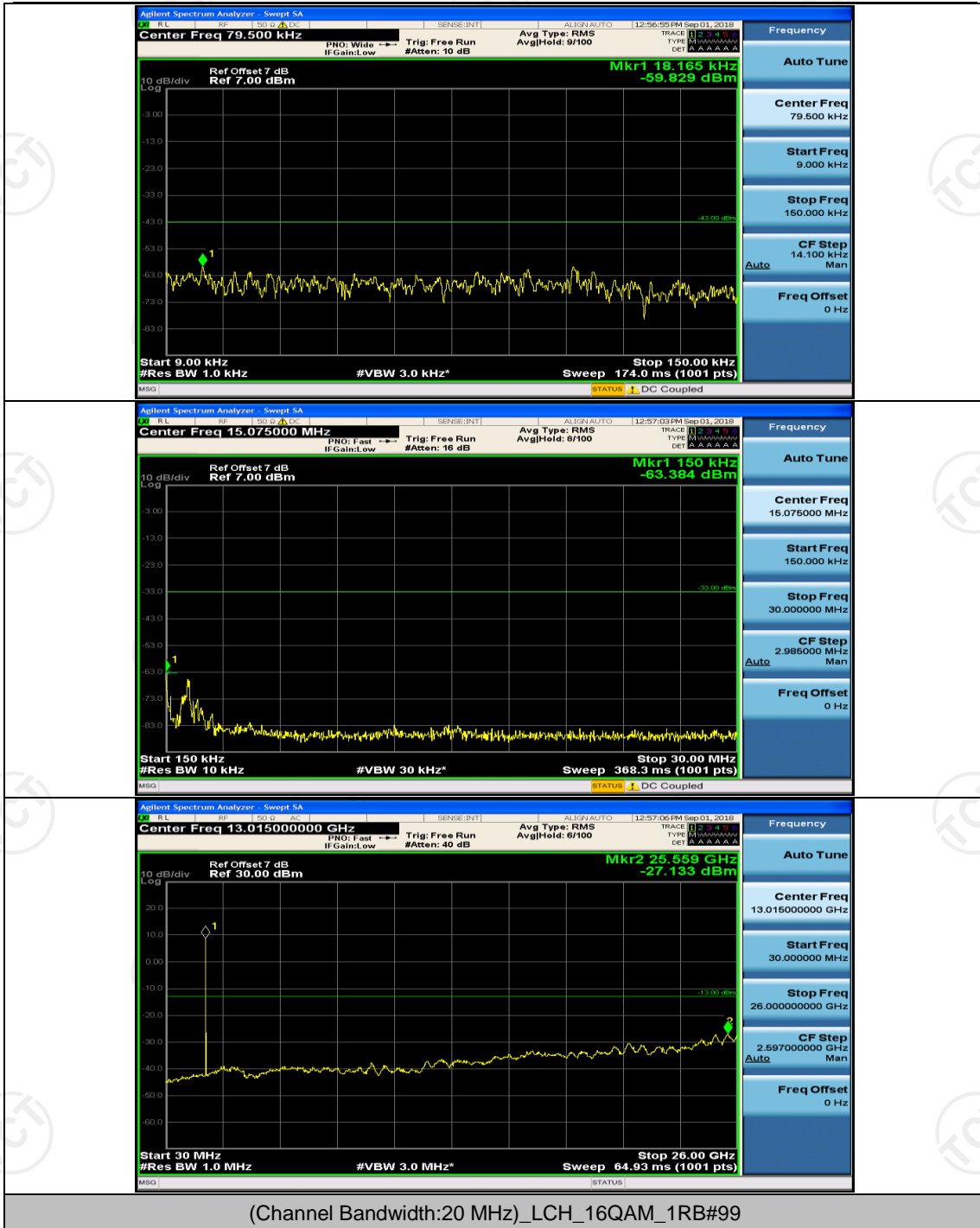


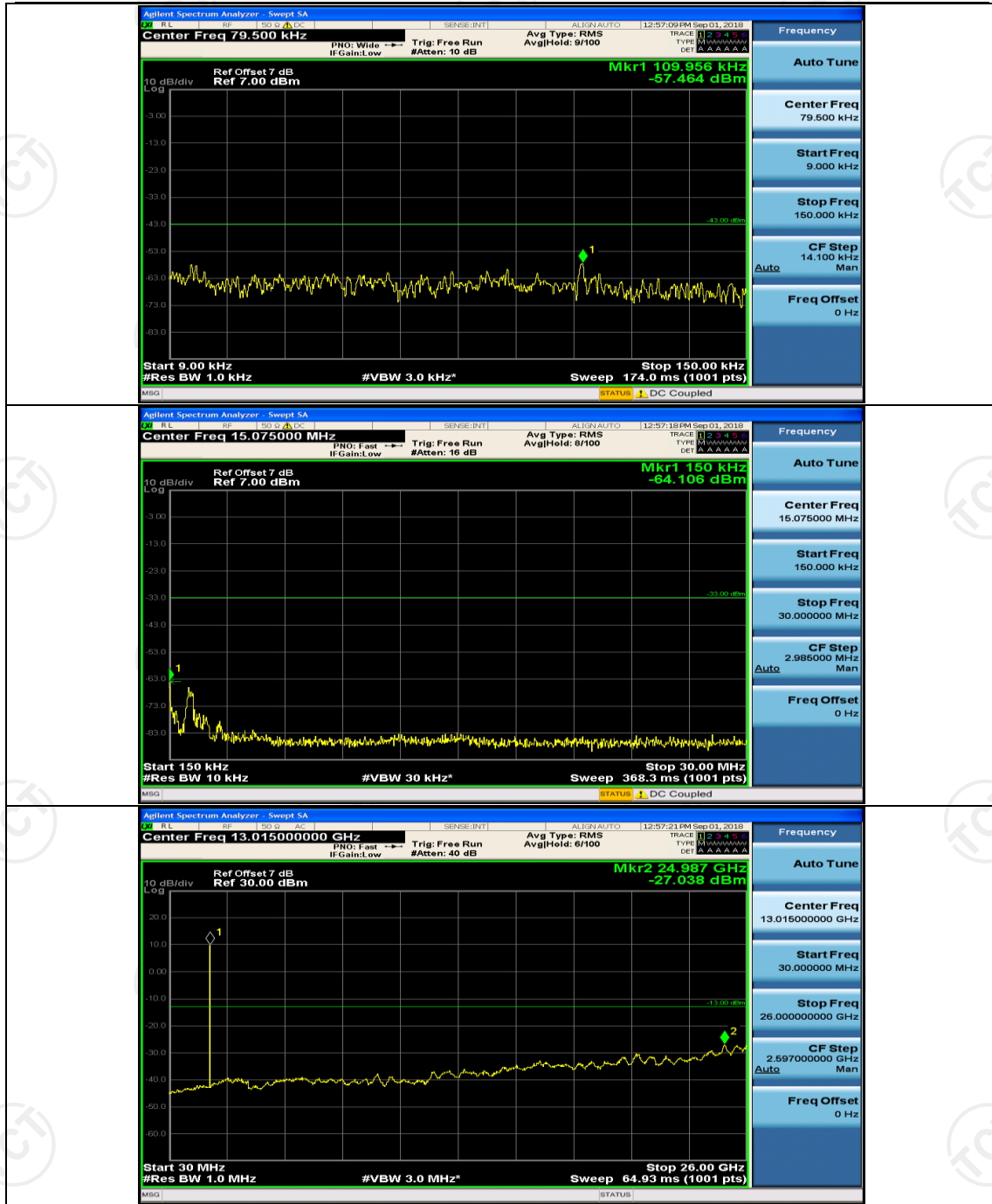


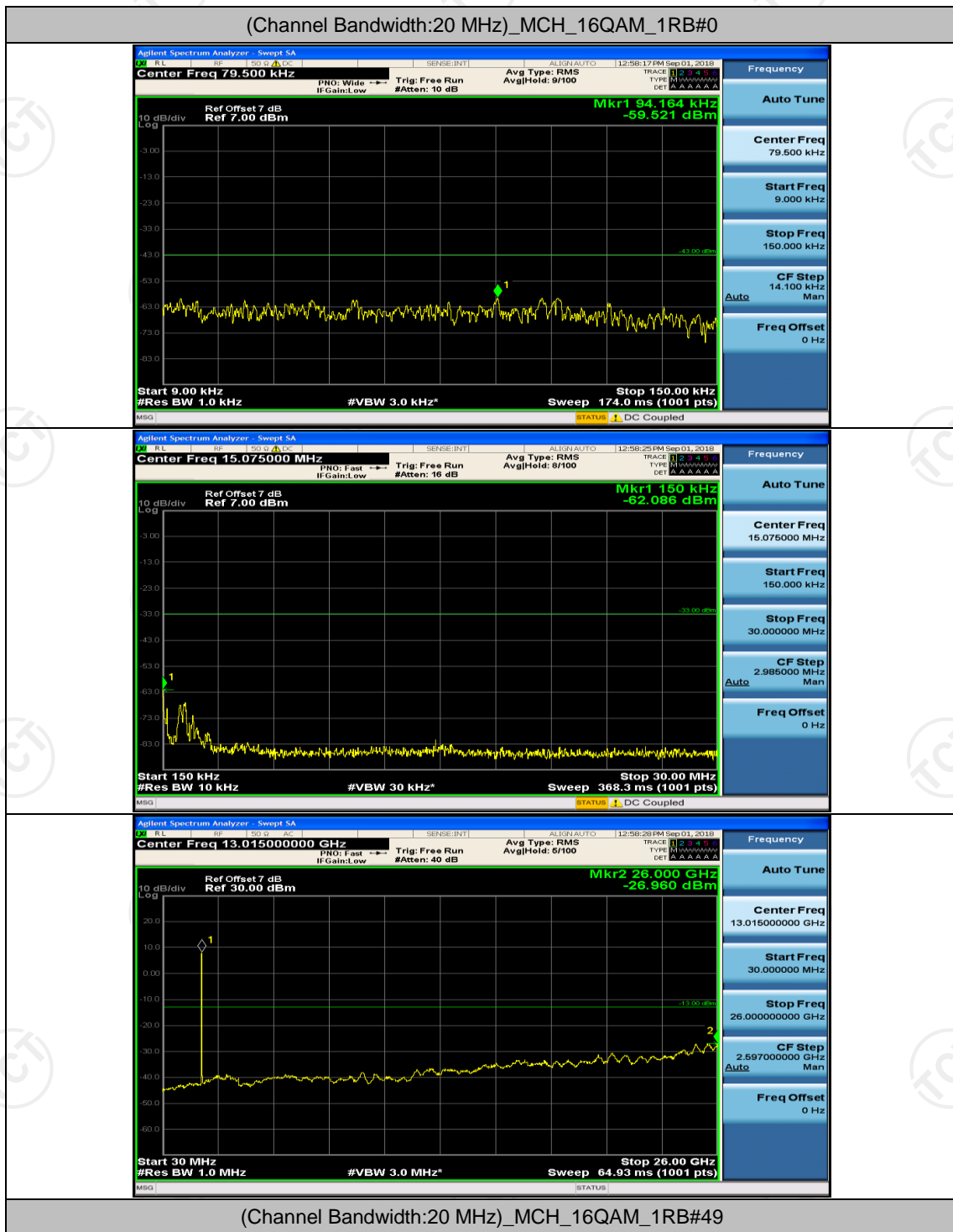
(Channel Bandwidth:20 MHz)_LCH_16QAM_1RB#0

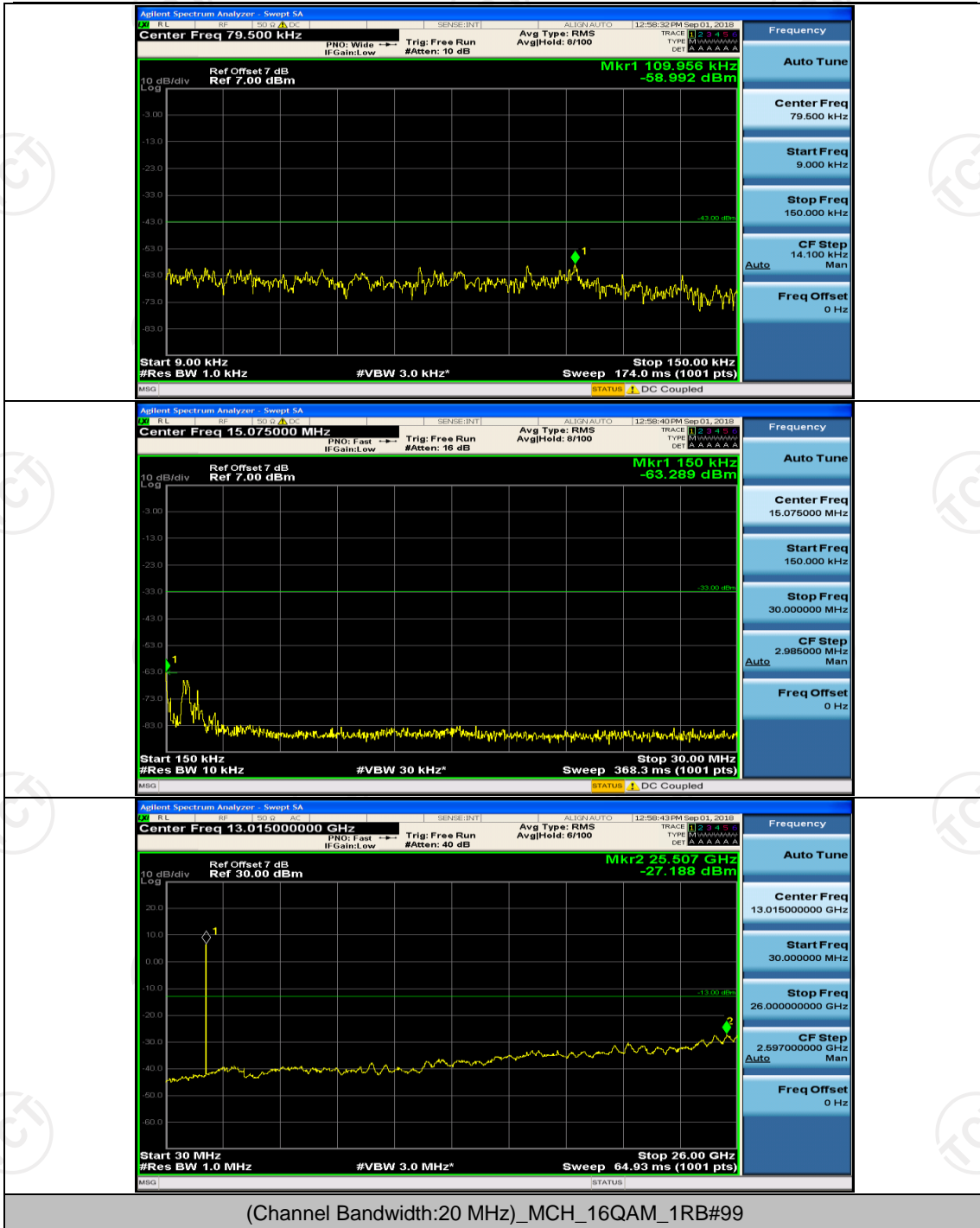


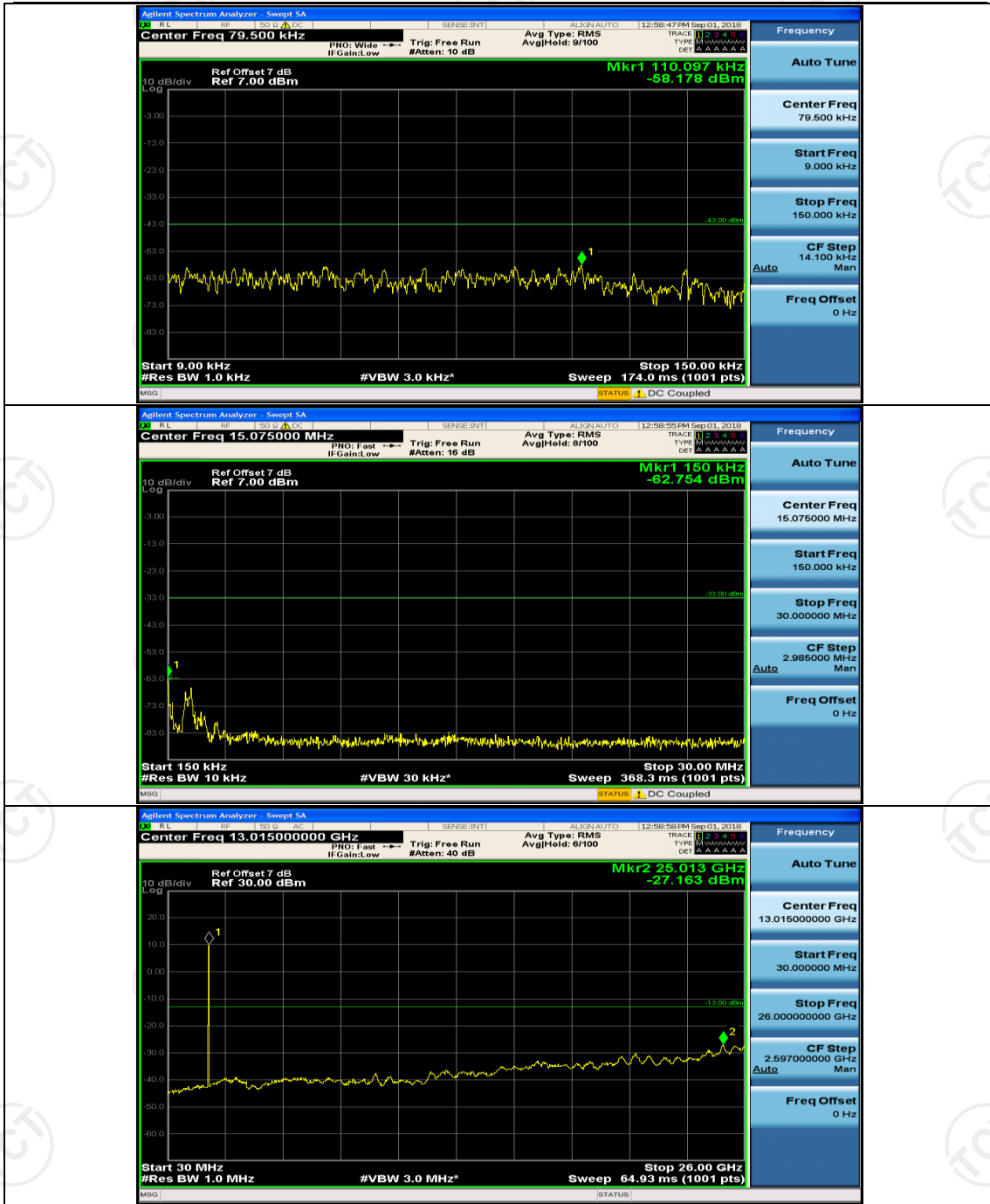
(Channel Bandwidth:20 MHz)_LCH_16QAM_1RB#49



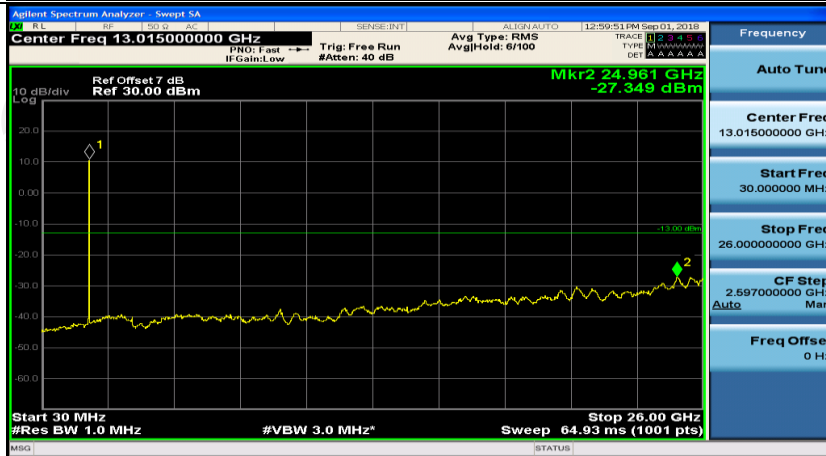
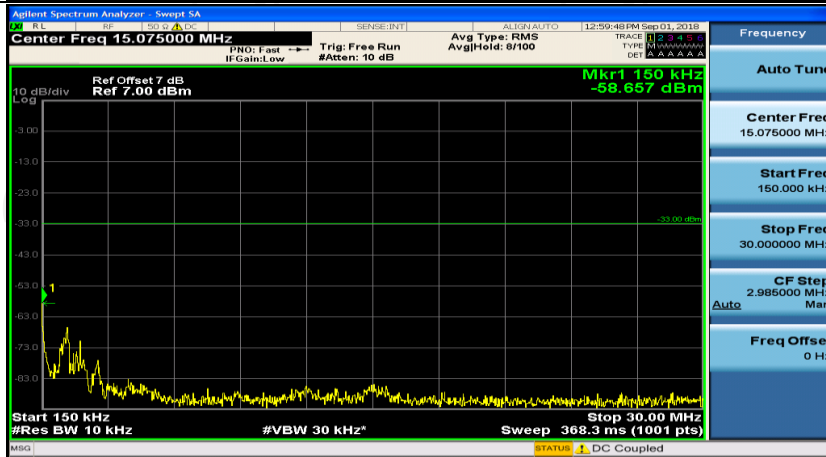
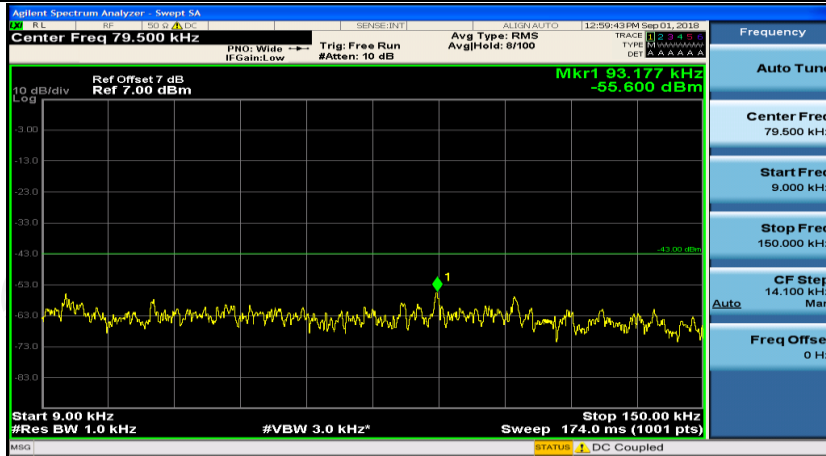




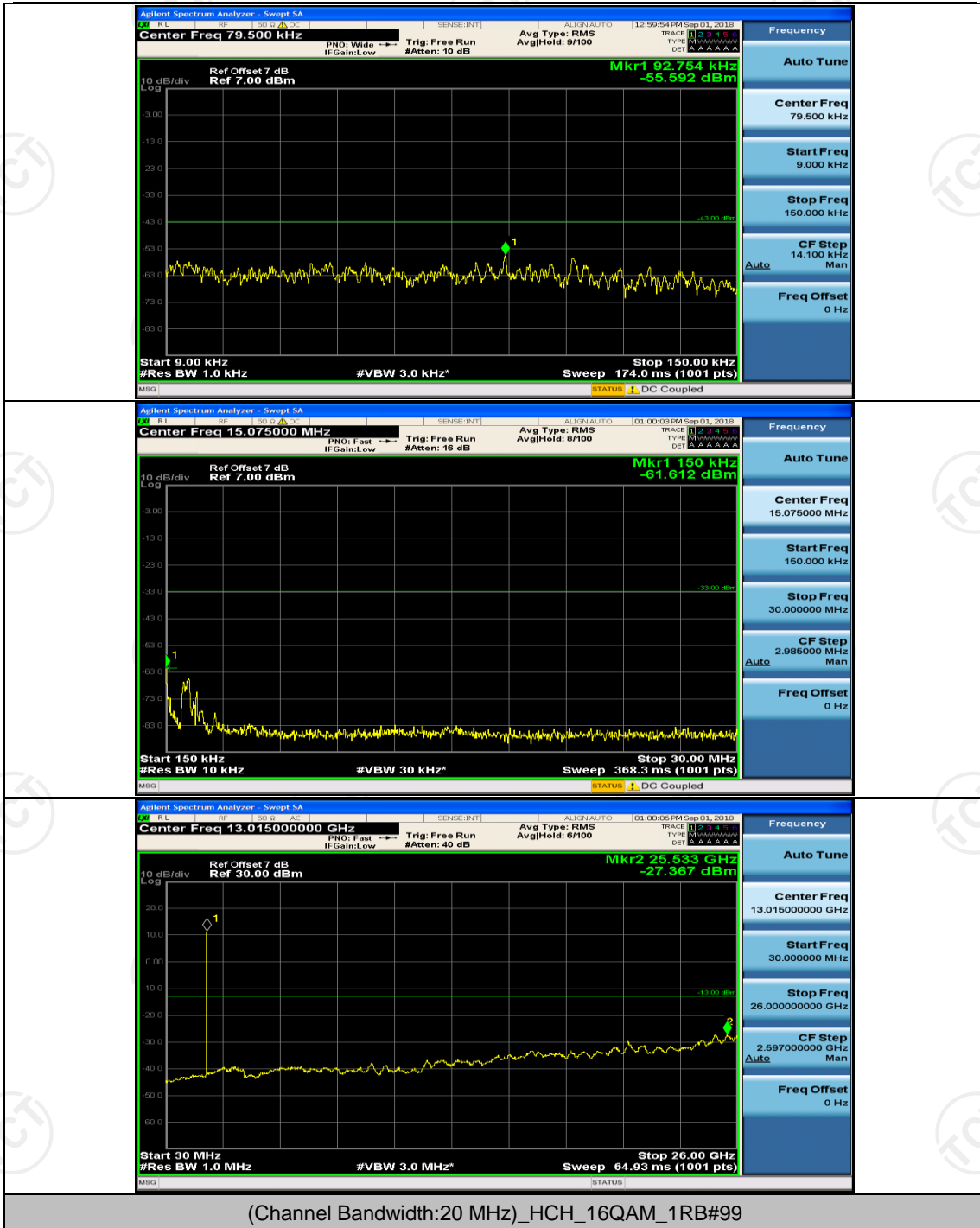


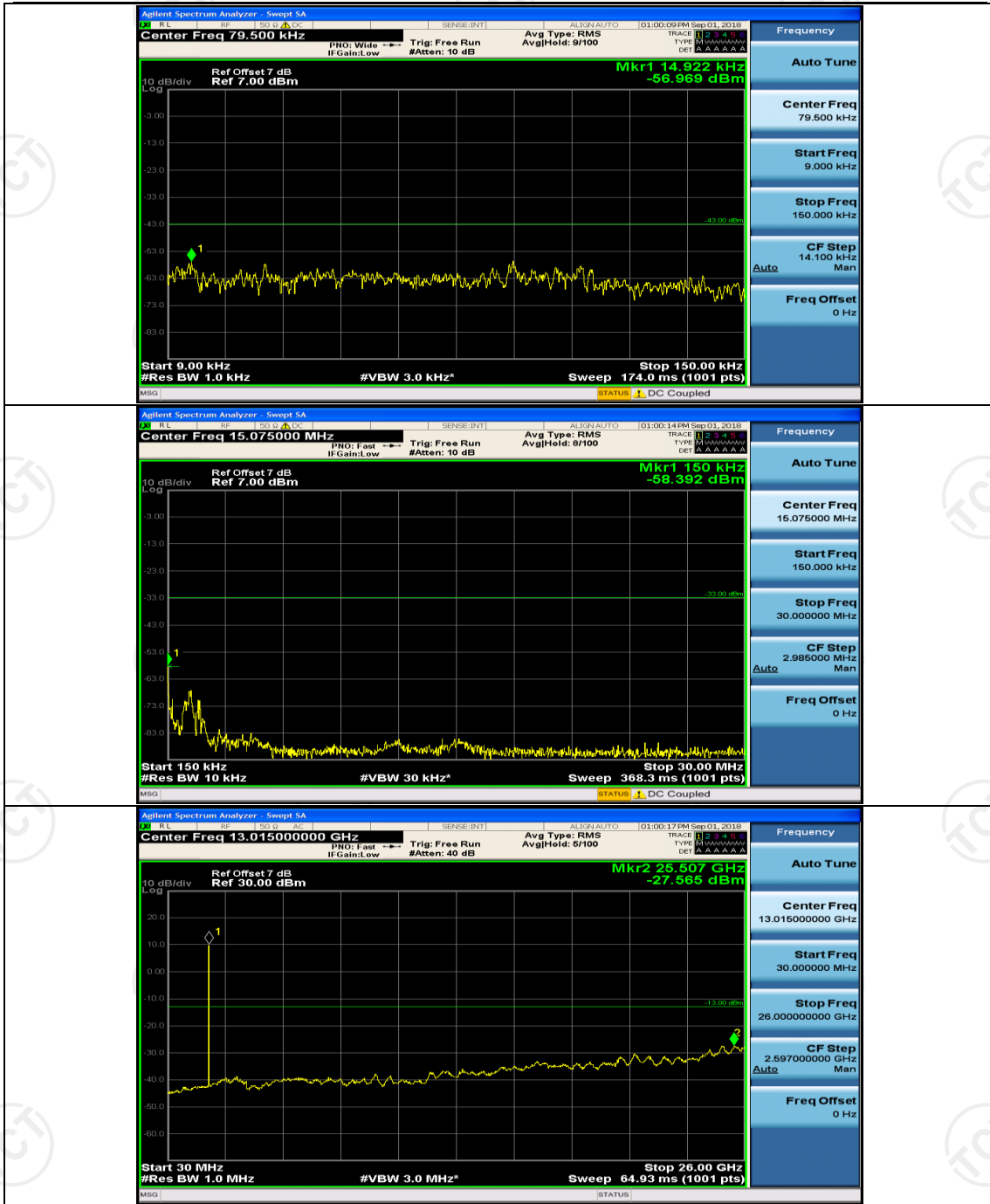


(Channel Bandwidth:20 MHz)_HCH_16QAM_1RB#0



(Channel Bandwidth:20 MHz)_HCH_16QAM_1RB#49





Appendix F: Frequency Stability

Test Result

Channel Bandwidth: 1.4 MHz

Channel Bandwidth: 1.4 MHz						
Voltage						
Modulation	Channel	Voltage [Vdc]	Temperature (°C)	Deviation (ppm)	Limit (ppm)	Verdict
QPSK	LCH	10.5	25	-0.001144	± 2.5	PASS
		24	25	-0.000912	± 2.5	PASS
		32	25	-0.000595	± 2.5	PASS
	MCH	10.5	25	-0.001415	± 2.5	PASS
		24	25	-0.001476	± 2.5	PASS
		32	25	-0.001339	± 2.5	PASS
	HCH	10.5	25	0.000937	± 2.5	PASS
		24	25	0.000562	± 2.5	PASS
		32	25	0.000390	± 2.5	PASS
16QAM	LCH	10.5	25	-0.000008	± 2.5	PASS
		24	25	-0.000865	± 2.5	PASS
		32	25	-0.001004	± 2.5	PASS
	MCH	10.5	25	-0.001453	± 2.5	PASS
		24	25	-0.001088	± 2.5	PASS
		32	25	-0.001644	± 2.5	PASS
	HCH	10.5	25	0.000524	± 2.5	PASS
		24	25	0.001109	± 2.5	PASS
		32	25	0.000570	± 2.5	PASS
Temperature						
Modulation	Channel	Voltage [Vdc]	Temperature (°C)	Deviation (ppm)	Limit (ppm)	Verdict
QPSK	LCH	24	-30	-0.000958	± 2.5	PASS
		24	-20	-0.000827	± 2.5	PASS
		24	-10	-0.000695	± 2.5	PASS
		24	0	-0.000827	± 2.5	PASS
		24	10	-0.001354	± 2.5	PASS
		24	20	-0.001105	± 2.5	PASS
		24	30	-0.000912	± 2.5	PASS
		24	40	-0.000325	± 2.5	PASS
	MCH	24	50	-0.001214	± 2.5	PASS
		24	-30	-0.001134	± 2.5	PASS
		24	-20	-0.001012	± 2.5	PASS
		24	-10	-0.001058	± 2.5	PASS
		24	0	-0.001385	± 2.5	PASS
		24	10	0.000442	± 2.5	PASS
		24	20	-0.001385	± 2.5	PASS
		24	30	-0.001240	± 2.5	PASS
24	40	-0.001666	± 2.5	PASS		

	HCH	24	50	-0.001339	± 2.5	PASS
		24	-30	0.001117	± 2.5	PASS
		24	-20	0.000630	± 2.5	PASS
		24	-10	0.001102	± 2.5	PASS
		24	0	0.000472	± 2.5	PASS
		24	10	0.000442	± 2.5	PASS
		24	20	0.001124	± 2.5	PASS
		24	30	0.000877	± 2.5	PASS
		24	40	0.000539	± 2.5	PASS
		24	50	0.000907	± 2.5	PASS
16QAM	LCH	24	-30	-0.000270	± 2.5	PASS
		24	-20	-0.000348	± 2.5	PASS
		24	-10	-0.000409	± 2.5	PASS
		24	0	-0.000719	± 2.5	PASS
		24	10	-0.001058	± 2.5	PASS
		24	20	-0.000031	± 2.5	PASS
		24	30	0.000309	± 2.5	PASS
		24	40	0.000209	± 2.5	PASS
		24	50	-0.000425	± 2.5	PASS
	MCH	24	-30	-0.000898	± 2.5	PASS
		24	-20	-0.001217	± 2.5	PASS
		24	-10	-0.001453	± 2.5	PASS
		24	0	-0.002184	± 2.5	PASS
		24	10	-0.000692	± 2.5	PASS
		24	20	-0.002024	± 2.5	PASS
		24	30	-0.001438	± 2.5	PASS
		24	40	-0.002138	± 2.5	PASS
		24	50	-0.001362	± 2.5	PASS
	HCH	24	-30	0.000382	± 2.5	PASS
		24	-20	0.000780	± 2.5	PASS
		24	-10	0.001289	± 2.5	PASS
		24	0	0.000682	± 2.5	PASS
		24	10	-0.000810	± 2.5	PASS
		24	20	-0.000120	± 2.5	PASS
		24	30	0.000435	± 2.5	PASS
		24	40	0.000914	± 2.5	PASS
		24	50	0.000689	± 2.5	PASS

Note: All bandwidth and modulation are tested, only the worst result is reported.

Appendix G :Field Strength of Spurious Radiation Measurement Test Result

Bandwidth:	1.4M		Test channel:	Lowest
Modulation:	QPSK		Temperature :	24~26°C
RB #:	1RB #0		Relative Humidity:	46~48%
Note:	Spurious emissions within 30-1000MHz were found more than 20dB below limit line.			
Frequency (MHz)	Spurious Emission		Limit (dBm)	Result
	Polarization	Level (dBm)		
3701.4	Vertical	-36.53	-13.00	PASS
5552.1	V	-44.24		
-	V	-		
3701.4	Horizontal	-37.20		
5552.1	H	-47.72		
-	H	-		
Bandwidth:	1.4M		Test channel:	Middle
Modulation:	QPSK		Temperature :	23~24°C
RB #:	1RB #0		Relative Humidity:	46~48%
Note:	Spurious emissions within 30-1000MHz were found more than 20dB below limit line.			
Frequency (MHz)	Spurious Emission		Limit (dBm)	Result
	Polarization	Level (dBm)		
3760	Vertical	-36.97	-13.00	PASS
5640	V	-47.31		
-	V	-		
3760	Horizontal	-35.67		
5640	H	-46.80		
-	H	-		
Bandwidth:	1.4M		Test channel:	Highest
Modulation:	QPSK		Temperature :	23~24°C
RB #:	1RB #0		Relative Humidity:	46~48%
Note:	Spurious emissions within 30-1000MHz were found more than 20dB below limit line.			
Frequency (MHz)	Spurious Emission		Limit (dBm)	Result
	Polarization	Level (dBm)		
3818.6	Vertical	-35.63	-13.00	PASS
5727.9	V	-46.69		
-	V	-		
3818.6	Horizontal	-36.35		
5727.9	H	-47.79		
-	H	-		

Bandwidth:	1.4M		Test channel:	Lowest
Modulation:	16QAM		Temperature :	23~24°C
RB #:	1RB #0		Relative Humidity:	46~48%
Note:	Spurious emissions within 30-1000MHz were found more than 20dB below limit line.			
Frequency (MHz)	Spurious Emission		Limit (dBm)	Result
	Polarization	Level (dBm)		
3701.4	Vertical	-35.54	-13.00	PASS
5552.1	V	-45.87		
-	V	-		
3701.4	Horizontal	-34.53		
5552.1	H	-46.97		
-	H	-		
Bandwidth:	1.4M		Test channel:	Middle
Modulation:	16QAM		Temperature :	23~24°C
RB #:	1RB #0		Relative Humidity:	46~48%
Note:	Spurious emissions within 30-1000MHz were found more than 20dB below limit line.			
Frequency (MHz)	Spurious Emission		Limit (dBm)	Result
	Polarization	Level (dBm)		
3760	Vertical	-35.08	-13.00	PASS
5640	V	-42.45		
-	V	-		
3760	Horizontal	-34.47		
5640	H	-44.36		
-	H	-		
Bandwidth:	1.4M		Test channel:	Highest
Modulation:	16QAM		Temperature :	23~24°C
RB #:	1RB #0		Relative Humidity:	46~48%
Note:	Spurious emissions within 30-1000MHz were found more than 20dB below limit line.			
Frequency (MHz)	Spurious Emission		Limit (dBm)	Result
	Polarization	Level (dBm)		
3818.6	Vertical	-34.83	-13.00	PASS
5727.9	V	-43.67		
-	V	-		
3818.6	Horizontal	-35.15		
5727.9	H	-45.94		
-	H	-		

Note: All bandwidth and modulation are tested, only the worst result is reported.