

2. Under **Misc. settings** (Left-side tab), find **Remote SIM Management**.
3. In **Remote SIM Management**, click on the edit icon next to **Remote SIM is Disabled**.
4. Enter the public IP of the SIM Injector and click **Save** and **Apply Changes**.

Remote SIM Host Settings	
Auto LAN Discovery	<input type="checkbox"/>
Remote SIM Host	84.199.92.62

**Notes:**

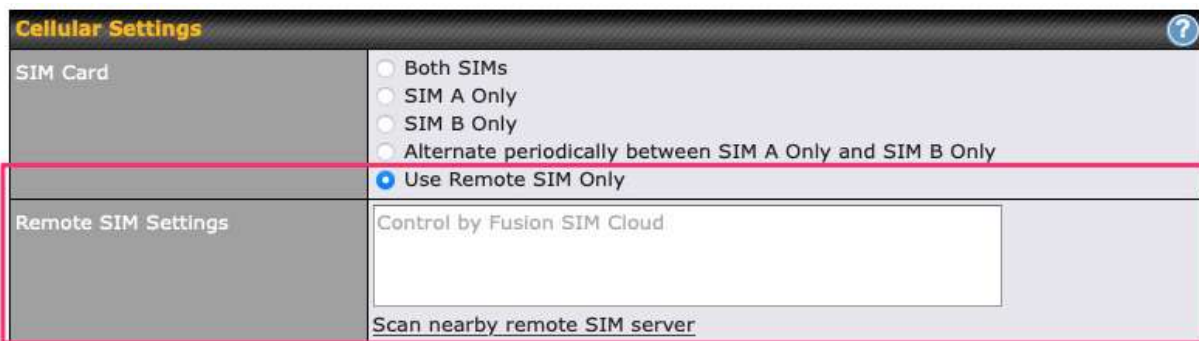
- **Do NOT check Auto LAN Discovery.**
- **Do NOT add a SIM Injector serial number to the Remote SIM Host field.**

**Step 2.** RemoteSIM and custom SIM card settings configurations are the same as in Scenario 1.

## How to check if a Pepwave Cellular Router supports Remote SIM

1. Go to **Network** (Top tab), then **WAN** (Left-side tab), and click **Details** on any cellular WAN. This will open the WAN Connection Settings page.
2. Scroll down to **Cellular settings**.

If you can see the **Remote SIM Settings** section, then the cellular router supports Remote SIMs.



## Monitor the status of the Remote SIM

1. Go to **Network** (Top tab), then **WAN** (Left-side tab), and click **Details** on the cellular WAN which was configured to use RemoteSIM.
2. Check the **WAN Connection Status** section. Within the cell WAN details, there is a section for **Remote SIM** (SIM card IMSI, SIM Injector serial number and SIM slot).

The screenshot shows the 'WAN Connection Settings' interface. The 'WAN Connection Status' section is highlighted with a red box. It contains a table with the following data:

	SIM Card A	SIM Card B
IMSI	(No SIM Card Detected)	(No SIM Card Detected)
ICCID	-	-
MTN	-	-
Remote SIM	IMSI: 246012102883787 Serial Number: 392C-03F2-915E Slot: 1	
MEID	HEX: 35907206546976 DEC: 089865882205532022	
TMEI	359072065469765	

## Appendix C: Overview of ports used by Peplink SD-WAN routers and other Peplink services

Default Port Number	Usage	Service	Inbound/Outbound	Default Status
UDP 5246	Data flow	InControl	Outbound	Enabled
TCP 443	HTTPS service	InControl	Outbound	Enabled
TCP 5246	Optional, used when TCP 443 is not responding	InControl	Outbound	Enabled
TCP 5246	Remote Web Admin	InControl Virtual Appliance	Outbound	Enabled
TCP 4500	VPN Data (TCP Mode)	SpeedFusion VPN / SpeedFusion	Inbound / Outbound*	Disabled
TCP 32015	VPN handshake	SpeedFusion VPN / SpeedFusion	Inbound / Outbound*	Disabled
UDP 4500	VPN Data	SpeedFusion VPN / SpeedFusion	Inbound / Outbound*	Disabled
UDP 32015 <sup>o</sup>	VPN Data (alternative)	SpeedFusion VPN / SpeedFusion	Inbound / Outbound*	Disabled
TCP/UDP 4500+N-1 <sup>^</sup>	VPN Sub-Tunnels Data	SpeedFusion VPN / SpeedFusion	Inbound / Outbound*	Disabled
UDP 32015+N-1 <sup>^</sup>	VPN Sub-Tunnels Data (alternative)	SpeedFusion VPN / SpeedFusion	Inbound / Outbound*	Disabled
UDP 4500	VPN Data	IPsec	Inbound / Outbound*	Disabled
UDP 500	VPN initiation	IPsec	Inbound / Outbound*	Disabled
UDP 500	L2TP	Remote User Access	Inbound	Disabled
UDP 1701	L2TP	Remote User Access	Inbound	Disabled
UDP 4500	L2TP	Remote User Access	Inbound	Disabled
UDP 1194	OpenVPN	Remote User Access	Inbound	Disabled
IP 47	PPTP (GRE)	Remote User Access	Inbound	Disabled
TCP 2222	Remote Assistance Direct connection	Peplink Troubleshooting Assistance	Outbound	Enabled
TCP 80	HTTP traffic	Web Admin	Inbound	Enabled

		Interface access		
TCP 443	HTTPS traffic	Web Admin Interface access (secure)	Inbound	Enabled
TCP 8822	SSH	SSH	Inbound	Disabled
UDP 161	SNMP Get	SNMP monitoring	Inbound	Disabled
UDP 162	SNMP Trap	SNMP monitoring	Outbound	Disabled
TCP, UDP 1812	Radius Authentication	Radius	Outbound	Disabled
TCP, UDP 1813	Radius Accounting	Radius	Outbound	Disabled
UDP 123	Network Time Protocol	NTP	Inbound Outbound	Disabled Enabled
TCP 60660	Real-time location data in NMEA format	GPS	Outbound	Disabled

**Disclaimer:**

- By default, only TCP 32015 and UDP 4500 are needed for SpeedFusion VPN / SpeedFusion.
- Inbound / Outbound\* - Inbound = For Server mode; Outbound = For Client mode
- UDP 32015° - If IPsec VPN or L2TP/IPsec RUA is enabled, the UDP 4500 is occupied, so SpeedFusion VPN / SpeedFusion will automatically switch to UPD 32015 as VPN data port .
- UDP 32015+N-1^ / TCP/UDP 4500+N-1^ - When using Sub-Tunnels, multiple ports are in use (1 for each Sub-Tunnel profile).
- The default UDP data ports used when using (N number of Sub-Tunnel profiles) are: 4500...4500+N-1, or (when port 4500 is in use by IPsec or L2TP/IPsec) 32015... 32015+N-1".

## Appendix D: Declaration

### FCC Requirements for Operation in the United States

#### Federal Communications Commission (FCC) Compliance Notice:

#### For MAX BR1 Mini

This equipment has been tested and found to comply with the limits for a Class A digital device, pursuant to part 15 of the FCC Rules. These limits are designed to provide reasonable protection against harmful interference when the equipment is operated in a commercial environment. This equipment generates, uses, and can radiate radio frequency energy and, if not installed and used in accordance with the instruction manual, may cause harmful interference to radio communications. Operation of this equipment in a residential area is likely to cause harmful interference in which case the user will be required to correct the interference at his own expense.

FCC Caution Any changes or modifications not expressly approved by the party responsible for compliance could void the user's authority to operate this equipment. IEEE 802.11b or 802.11g operation of this product in the U.S.A. is firmware-limited to channels 1 through 11.

#### FCC Radiation Exposure Statement (for MAX BR1 mini)

This equipment complies with FCC radiation exposure limits set forth for an uncontrolled environment. This equipment should be installed and operated with minimum distance 20cm between the radiator & your body.

This transmitter must not be co-located or operating in conjunction with any other antenna or transmitter.

**CE Statement for Pepwave Routers ( MAX BR1 Mini for EC25-E)**

**DECLARATION OF CONFORMITY**

We affirm the electrical equipment manufactured by us fulfils the requirements of the Radio Equipment Directive 2014/53/EU.

Name of manufacturer	PISMO LABS TECHNOLOGY LIMITED
Contact information of the manufacturer	A8, 5/F, HK Spinners Industrial. Building., Phase 6, 481 Castle Peak Road, Cheung Sha Wan, Kowloon, Hong Kong tel. (852) 2990 7600, fax. (852) 3007 0588 e-mail: cs@peplink.com
Description of the appliance	PEPWAVE / PEPLINK Wireless Product
Model name of the appliance	MAX BR1 Mini MAX BR1 Mini LTE Pismo930 Lite
Trade name of the appliance	PEPWAVE / PEPLINK

The construction of the appliance is in accordance with the following standards:

EN 301 908-1 V13.1.1  
EN 300 328 V2.2.2  
EN 303 413 V1.1.1  
EN 50385 : 2017  
EN 301 489-1 V2.2.3  
EN 301 489-17 V3.1.1  
EN 301 489-19 V2.1.1  
Draft EN 301 489-52 V1.1.0  
EN 55032: 2015 + AC:2016  
EN 55035: 2017  
EN IEC 61000-3-2: 2019  
EN 61000-3-3:2013 + A1:2019  
EN 62368-1:2014 + A11:2017 (Second Edition)

Yours sincerely,



Antony Chong  
Director of Hardware Engineering  
Peplink International Limited



	AT	BE	BG	HR	CY	CZ	DK	EE	FI	FR	DE	EL	HU	IE
	IT	LV	LT	LU	MT	NL	PL	PT	RO	SK	SI	ES	SE	UK(NI)

**2.4GHz ( 2412 – 2472 MHz ) : 16.38 dBm**

**WWAN : Refer 3GPP TS 36.521 -1 ( UE Power class )**

<b>Output Power</b>	Class 3 (23dBm±2dB) for LTE FDD Class 3 (23dBm±2dB) for LTE TDD Class 3 (24dBm +1/-3dB) for TD-SCDMA Class 3 (24dBm +1/-3dB) for UMTS Class E2 (27dBm ±3dB) for EDGE 850/900MHz Class E2 (26dBm +3/-4dB) for EDGE 1800/1900MHz Class 4 (33dBm ±2dB) for GSM 850/900MHz Class 1 (30dBm ±2dB) for GSM 1800/1900MHz
---------------------	--

This equipment complies with CE radiation exposure limits set forth for an uncontrolled environment. This equipment should be installed and operated with a minimum distance of 20cm between the radiator & your body.

**contact as:** <https://www.peplink.com/>



CE Statement for Pepwave Routers ( MAX BR1 Mini for MC7455)

## DECLARATION OF CONFORMITY

We affirm the electrical equipment manufactured by us fulfils the requirements of the Radio Equipment Directive 2014/53/EU.

Name of manufacturer	PISMO LABS TECHNOLOGY LIMITED
Contact information of the manufacturer	A8, 5/F, HK Spinners Industrial. Building., Phase 6, 481 Castle Peak Road, Cheung Sha Wan, Kowloon, Hong Kong tel. (852) 2990 7600, fax. (852) 3007 0588 e-mail: cs@peplink.com
Description of the appliance	PEPWAVE / PEPLINK Wireless Product
Model name of the appliance	MAX BR1 Mini MAX BR1 Mini LTEA Pepwave MAX BR1 Mini Pepwave MAX BR1 Mini LTEA Peplink MAX BR1 Mini Peplink MAX BR1 Mini LTEA MAX-BR1-MINI-LTEA-W-T Pismo930 Lite
Trade name of the appliance	PEPWAVE / PEPLINK

The construction of the appliance is in accordance with the following standards:

EN 301 908-1 V11.1.1  
EN 300 328 V2.2.2  
EN 303 413 V1.1.1  
EN 62311 : 2008  
EN 301 489-1 V2.2.3  
EN 301 489-17 V3.1.1  
EN 301 489-19 V2.1.1  
Draft EN 301 489-52 V1.1.0  
EN 55032: 2015 + AC:2016  
EN 55035: 2017  
EN 61000-3-2: 2014  
EN 61000-3-3: 2013  
EN 62368-1:2014 + A11:2017 (Second Edition)

Yours sincerely,



Antony Chong  
Director of Hardware Engineering  
Peplink International Limited

	AT	BE	BG	HR	CY	CZ	DK	EE	FI	FR	DE	EL	HU	IE
	IT	LV	LT	LU	MT	NL	PL	PT	RO	SK	SI	ES	SE	UK(NI)

**2.4GHz ( 2412 – 2472 MHz ) : 16.38 dBm**

**WWAN : Refer 3GPP TS 36.521 -1 ( UE Power class )**

**Table 4-6: Conducted Tx (Transmit) Power Tolerances**

Parameter	Conducted transmit power	Notes
<b>LTE</b>		
LTE Band 1,3,8,20	+23 dBm ± 1 dB	
LTE Band 7	+22 dBm ± 1 dB	
<b>UMTS</b>		
Band 1 (IMT 2100 12.2 kbps) Band 8 (UMTS 900 12.2 kbps)	+23 dBm ± 1 dB	Connectorized (Class 3)

This equipment complies with CE radiation exposure limits set forth for an uncontrolled environment. This equipment should be installed and operated with a minimum distance of 20cm between the radiator & your body.

**contact as: <https://www.peplink.com/>**

## **Industry Canada Statement (for MAX BR1 Mini)**

This device complies with Industry Canada license-exempt RSS standard(s). Operation is subject to the following two conditions (1) this device may not cause interference, and (2) this device must accept any interference, including interference that may cause undesired operation of the device.

Le présent appareil est conforme aux CNR d'Industrie Canada applicables aux appareils radio exempts de licence. L'exploitation est autorisée aux deux conditions suivantes (1) l'appareil ne doit pas produire de brouillage, et (2) l'utilisateur de l'appareil doit accepter tout brouillage radioélectrique subi, même si le brouillage est susceptible d'en compromettre le fonctionnement.

This product meets the applicable Innovation, Science and Economic Development Canada technical specifications.

Le présent produit est conforme aux spécifications techniques applicables d'Innovation, Sciences et Développement économique Canada.

This device complies with the ISED radiation exposure limit set forth for an uncontrolled environment. This device should be installed and operated with minimum distance 20cm between the radiator & your body.

Cet équipement est conforme avec l'exposition aux radiations ISED définies pour un environnement non contrôlé. Cet équipement doit être installé et utilisé à une distance minimum de 20 cm entre le radiateur et votre corps.

## **FCC & IC Requirements for Operation in the United States and Canada (for MAX BR1 Mini)**

**FCC ID : U8G-P1930LITER6**

**FCC 15.21:** The changes or modifications not expressly approved by the party responsible for compliance could void the user's authority to operate the equipment.

**RF exposure warning:** This equipment must be installed and operated in accordance with provided instructions and the antenna(s) used for this transmitter must be installed to provide a separation distance of at least 20 cm from all persons and must not be co-located or operating in conjunction with any other antenna or transmitter. End-users and installers must be provide with antenna installation instructions and transmitter operating conditions for satisfying RF exposure compliance.

---

This equipment has been tested and found to comply with the limits for a Class A digital device, pursuant to part 15 of the FCC Rules. These limits are designed to provide reasonable protection against harmful interference when the equipment is operated in a commercial environment. This equipment generates, uses, and can radiate radio frequency energy and, if not installed and used in accordance with the instruction manual, may cause harmful interference to radio communications. Operation of this equipment in a residential area is likely to cause harmful interference in which case the user will be required to correct the interference at his own expense.

### **IC Warning:**

This device contains licence-exempt transmitter(s)/receiver(s) that comply with Innovation, Science and Economic Development Canada's licence-exempt RSS(s). Operation is subject to the following two conditions

1. This device may not cause interference.
2. This device must accept any interference, including interference that may cause undesired operation of the device.

Le present appareil est conforme aux CNR d'Industrie Canada applicables aux appareils radio exempts de licence.

L'exploitation est autorisee aux deux conditions suivantes

1. l'appareil ne doit pas produire de brouillage, et
  2. l'utilisateur de l'appareil doit accepter tout brouillage radioelect rique subi, meme si le brouillage est susceptible d'en compromettre le fonctionnement.
-

#### Informations concernant l'exposition aux fréquences radio (RF)

Cet équipement est conforme avec l'exposition aux radiations IC définies pour un environnement noncontrôle.

Cet équipement doit être installé et utilisé à une distance minimum de 20 cm entre le radiateur et votre corps.

Cet émetteur ne doit pas être co-localisé ou opérer en conjonction avec une autre antenne ou transmetteur.

Les utilisateurs finaux et les installateurs doivent être informés des instructions d'installation de l'antenne et des conditions de fonctionnement de l'émetteur afin de satisfaire à la conformité d'exposition RF.

This radio transmitter IC 20682-P1930LITER6 has been approved by Innovation, Science and Economic Development Canada to operate with the antenna types listed below, with the maximum permissible gain indicated. Antenna types not included in this list that have a gain greater than the maximum gain indicated for any type listed are strictly prohibited for use with this device.

Le présent émetteur radio 20682-P1930LITER6 a été approuvé par Innovation, Sciences et Développement économique Canada pour fonctionner avec les types d'antenne énumérés ci-dessous et ayant un gain admissible maximal. Les types d'antenne non inclus dans cette liste, et dont le gain est supérieur au gain maximal indiqué pour tout type figurant sur la liste, sont strictement interdits pour l'exploitation de l'émetteur.

antenna type Omni-directional

antenna gain 5.33

## **FCC Requirements for Operation in the United States**

### **Federal Communications Commission (FCC) Compliance Notice:**

#### **For MAX BR1 MK2**

This equipment has been tested and found to comply with the limits for a Class A digital device, pursuant to part 15 of the FCC Rules. These limits are designed to provide reasonable protection against harmful interference when the equipment is operated in a commercial environment. This equipment generates, uses, and can radiate radio frequency energy and, if not installed and used in accordance with the instruction manual, may cause harmful interference to radio communications. Operation of this equipment in a residential area is likely to cause harmful interference in which case the user will be required to correct the interference at his own expense.

Any changes or modifications not expressly approved by the party responsible for compliance could void the user's authority to operate this equipment.

#### **Radiation Exposure Statement**

This equipment complies with FCC radiation exposure limits set forth for an uncontrolled environment. This equipment should be installed and operated with minimum distance 24cm between the radiator & your body.

#### **Industry Canada Statement (For MAX BR1 MK2)**

This product meets the applicable Innovation, Science and Economic Development Canada technical specifications.

Le présent produit est conforme aux spécifications techniques applicables d'Innovation, Sciences et Développement économique Canada.

This device contains licence-exempt transmitter(s)/receiver(s) that comply with Innovation, Science and Economic Development Canada's licence-exempt RSS(s). Operation is subject to the following two conditions:

- (1) This device may not cause interference.
- (2) This device must accept any interference, including interference that may cause undesired operation of the device.

Le present appareil est conforme aux CNR d'Industrie Canada applicables aux appareils radio

exempts de licence. L'exploitation est autorisée aux deux conditions suivantes:

- (1) l'appareil ne doit pas produire de brouillage, et
- (2) l'utilisateur de l'appareil doit accepter tout brouillage radioélectrique subi, même si le brouillage est susceptible d'en

(i) The device for operation in the band 5150–5250 MHz is only for indoor use to reduce the potential for harmful interference to co-channel mobile satellite systems;

(ii) For devices with detachable antenna(s), the maximum antenna gain permitted for devices in the band 5725-5850 MHz shall be such that the equipment still complies with the e.i.r.p. limits specified for point-to-point and non-point-to-point operation as appropriate; and

The high-power radars are allocated as primary users (i.e. priority users) of the band 5725-5850 MHz and that these radars could cause interference and/or damage to LE-LAN devices.

(i) Le dispositif fonctionnant dans la bande 5150-5250 MHz est réservé uniquement pour une utilisation à l'intérieur afin de réduire les risques de brouillage préjudiciable aux systèmes de satellites mobiles utilisant les mêmes canaux;

(ii) Le gain maximal d'antenne permis pour les dispositifs avec antenne(s) amovible(s) utilisant la bande 5725-5850 MHz doit se conformer à la limitation P.I.R.E spécifiée pour l'exploitation point à point et non point à point, selon le cas.

En outre, les utilisateurs devraient aussi être avisés que les utilisateurs de radars de haute puissance sont désignés utilisateurs principaux (c.-à-d., qu'ils ont la priorité) pour les bande 5725-5850 MHz et que ces radars pourraient causer du brouillage et/ou des dommages aux dispositifs LAN-EL.

### **Radiation Exposure Statement**

This device complies with the ISED radiation exposure limit set forth for an uncontrolled environment. This device should be installed and operated with minimum distance 20cm between the radiator & your body.

Cet équipement est conforme avec l'exposition aux radiations ISED définies pour un environnement non contrôlé. Cet équipement doit être installé et utilisé à une distance minimum de 20 cm entre le radiateur et votre corps.



**CE Statement for Pepwave Routers ( MAX BR1 MK2 )**

## DECLARATION OF CONFORMITY

We affirm the electrical equipment manufactured by us fulfils the requirements of the Radio Equipment Directive 2014/53/EU.

Name of manufacturer	Pismo Labs Technology Limited
Contact information of the manufacturer	A8, 5/F, HK Spinners Ind. Bldg., Phase 6, 481 Castle Peak Road, Cheung Sha Wan, Kowloon, Hong Kong tel. (852) 2990 7600, fax. (852) 3007 0588 e-mail: cs@peplink.com
Description of the appliance	Pepwave / Peplink / Pismo Wireless Product
Model name of the appliance	MAX BR1 MK2
Trade name of the appliance	Pepwave / Peplink / Pismo

The construction of the appliance is in accordance with the following standards:

EN 300 328 V2.2.2  
EN 301 893 V2.1.1  
EN 303 413 V1.1.1  
EN 301 908-1 V13.1.1  
EN 301 489-1 V2.2.3  
EN 301 489-17 V3.1.1  
EN 301 489-19 V2.1.1  
Draft EN 301 489-52 V1.1.0  
EN 55032:2015 +A11:2020  
EN 61000-3-2: 2019  
EN 61000-3-3: 2019  
EN 62311:2008  
EN 62368-1:2014+A11:2017 (Second Edition)  
EN 55035:2017

Yours sincerely,

A handwritten signature in blue ink, followed by a circular blue ink stamp. The stamp contains the text "PEPLINK INTERNATIONAL LIMITED" around the perimeter.

Keith Chau  
General Manager  
Peplink International Limited

	AT	BE	BG	HR	CY	CZ	DK	EE	FI	FR	DE	EL	HU	IE
	IT	LV	LT	LU	MT	NL	PL	PT	RO	SK	SI	ES	SE	UK(NI)

**2.4GHz ( 2412 – 2472 MHz ) : 19.95 dBm**

**5GHz ( 5150 - 5250 MHz ) : 22.73 dBm**

**WWAN : Refer 3GPP TS 36.521 -1 ( UE Power class )**

**Table 4-6: Conducted Tx (Transmit) Power Tolerances**

Parameter	Conducted transmit power	Notes
<b>LTE</b>		
LTE Band 1,3,8,20	+23 dBm ± 1 dB	
LTE Band 7	+22 dBm ± 1 dB	
<b>UMTS</b>		
Band 1 (IMT 2100 12.2 kbps) Band 3 (UMTS 1800 12.2 kbps) Band 8 (UMTS 900 12.2 kbps)	+23 dBm ± 1 dB	Connectorized (Class 3)

This equipment complies with CE radiation exposure limits set forth for an uncontrolled environment. This equipment should be installed and operated with a minimum distance of 20cm between the radiator & your body.

This equipment is restricted to indoor use only when operating in the 5150 to 5250 MHz frequency range in above countries.

**contact as: <https://www.peplink.com/>**

## **FCC Requirements for Operation in the United States**

### **Federal Communications Commission (FCC) Compliance Notice:**

#### **For MAX BR1 Classic**

This equipment has been tested and found to comply with the limits for a Class A digital device, pursuant to part 15 of the FCC Rules. These limits are designed to provide reasonable protection against harmful interference when the equipment is operated in a commercial environment. This equipment generates, uses, and can radiate radio frequency energy and, if not installed and used in accordance with the instruction manual, may cause harmful interference to radio communications. Operation of this equipment in a residential area is likely to cause harmful interference in which case the user will be required to correct the interference at his own expense.

Caution Any changes or modifications not expressly approved by the party responsible for compliance could void the user's authority to operate this equipment.

#### **FCC Radiation Exposure Statement (for MAX BR1 Classic )**

This equipment complies with FCC radiation exposure limits set forth for an uncontrolled environment. This equipment should be installed and operated with minimum distance 20cm between the radiator & your body.

### **Industry Canada Statement ( for MAX BR1 Classic )**

This device complies with Industry Canada's licence-exempt RSSs. Operation is subject to the following two conditions (1) This device may not cause interference; and(2) This device must accept any interference, including interference that may cause undesired operation of the device.

Le present appareil est conforme aux CNR d'Industrie Canada applicables aux appareils radio exempts de licence. L'exploitation est autorisee aux deux conditions suivantes (1) l'appareil ne doit pas produire de brouillage, et (2) l'utilisateur de l'appareil doit accepter tout brouillage radioelectrique subi, meme si le brouillage est susceptible d'en compromettre le fonctionnement.

This device complies with the ISED radiation exposure limit set forth for an uncontrolled environment. This device should be installed and operated with minimum distance 20cm between the radiator & your body.

Cet équipement est conforme avec l'exposition aux radiations ISED définies pour un environnement non contrôlé. Cet équipement doit être installé et utilisé à une distance minimum de 20 cm entre le radiateur et votre corps.

This product meets the applicable Innovation, Science and Economic Development Canada technical specifications.

Le présent produit est conforme aux spécifications techniques applicables d'Innovation, Sciences et Développement économique Canada.

**CE Statement for Pepwave Routers ( MAX BR1 Classic for MC7455)**

**DECLARATION OF CONFORMITY**

We affirm the electrical equipment manufactured by us fulfils the requirements of the Radio Equipment Directive 2014/53/EU.

Name of manufacturer	PISMO LABS TECHNOLOGY LIMITED
Contact information of the manufacturer	A8, 5/F, HK Spinners Industrial. Building., Phase 6, 481 Castle Peak Road, Cheung Sha Wan, Kowloon, Hong Kong tel. (852) 2990 7600, fax. (852) 3007 0588 e-mail: cs@peplink.com
Description of the appliance	PEPWAVE / PEPLINK Wireless Product
Model name of the appliance	MAX BR1 ESN MAX BR1 ESN LTEA Pepwave MAX BR1 ESN Pepwave MAX BR1 ESN LTEA Peplink MAX BR1 ESN Peplink MAX BR1 ESN LTEA Pismo930 Lite MAX-BR1-ESN-LTEA-W-T MAX BR1 Classic MAX BR1 Classic LTEA Pepwave MAX BR1 Classic Pepwave MAX BR1 Classic LTEA Peplink MAX BR1 Classic Peplink MAX BR1 Classic LTEA MAX-BR1-LTEA-W-T MAX BR1 MAX BR1 LTEA Pepwave MAX BR1 Pepwave MAX BR1 LTEA
Trade name of the appliance	PEPWAVE / PEPLINK

The construction of the appliance is in accordance with the following standards:

EN 301 908-1 V13.1.1  
EN 300 328 V2.2.2  
EN 303 413 V1.1.1  
EN 62311 : 2008  
EN 301 489-1 V2.2.3  
Draft EN 301 489-17 V3.2.0  
EN 301 489-19 V2.1.1  
Draft EN 301 489-52 V1.1.0  
EN 55032: 2015 + AC:2016-07  
EN 55035: 2017  
EN 61000-3-2: 2014  
EN 61000-3-3: 2013  
EN 62368-1:2014 + A11:2017

Yours sincerely,



Antony Chong  
Director of Hardware Engineering  
Peplink International Limited

	AT	BE	BG	HR	CY	CZ	DK	EE	FI	FR	DE	EL	HU	IE
	IT	LV	LT	LU	MT	NL	PL	PT	RO	SK	SI	ES	SE	UK(NI)

**2.4GHz ( 2412 – 2472 MHz ) : 19.78 dBm**

**WWAN : Refer 3GPP TS 36.521 -1 ( UE Power class )**

Table 4-6: Conducted Tx (Transmit) Power Tolerances

Parameter	Conducted transmit power	Notes
LTE		
LTE Band 1,3,8,20	+23 dBm ± 1 dB	
LTE Band 7	+22 dBm ± 1 dB	

This equipment complies with CE radiation exposure limits set forth for an uncontrolled environment. This equipment should be installed and operated with a minimum distance of 20cm between the radiator & your body.

**contact as: <https://www.peplink.com/>**



**CE Statement for Pepwave Routers ( MAX BR1 Classic for EC25-E)**

## DECLARATION OF CONFORMITY

We affirm the electrical equipment manufactured by us fulfils the requirements of the Radio Equipment Directive 2014/53/EU.

Name of manufacturer	PISMO LABS TECHNOLOGY LIMITED
Contact information of the manufacturer	A8, 5/F, HK Spinners Industrial. Building., Phase 6, 481 Castle Peak Road, Cheung Sha Wan, Kowloon, Hong Kong tel. (852) 2990 7600, fax. (852) 3007 0588 e-mail: cs@peplink.com
Description of the appliance	PEPWAVE / PEPLINK Wireless Product
Model name of the appliance	MAX BR1 Classic Pismo930 Lite MAX BR1 MAX BR1 LTE MAX-BR1-LTE-E-T MAX BR1 Classic LTE MAX BR1 ESN MAX BR1 ESN LTE MAX-BR1-ESN-LTE-E-T Pepwave MAX BR1 Pepwave MAX BR1 LTE Pepwave MAX BR1 Classic Pepwave MAX BR1 Classic LTE Pepwave MAX BR1 ESN Pepwave MAX BR1 ESN LTE Peplink MAX BR1 Peplink MAX BR1 LTE Peplink MAX BR1 Classic Peplink MAX BR1 Classic LTE Peplink MAX BR1 ESN Peplink MAX BR1 ESN LTE
Trade name of the appliance	PEPWAVE / PEPLINK

The construction of the appliance is in accordance with the following standards:

EN 301 908-1 V11.1.1  
EN 300 328 V2.2.2  
EN 303 413 V1.1.1  
EN 62311 : 2008  
EN 301 489-1 V2.2.3  
Draft EN 301 489-17 V3.2.0  
EN 301 489-19 V2.1.1  
Draft EN 301 489-52 V1.1.0  
EN 55032: 2015 + AC:2016-07  
EN 55035: 2017  
EN 61000-3-2: 2014  
EN 61000-3-3: 2013  
EN 62368-1:2014 + A11:2017

Yours sincerely,



Antony Chong  
Director of Hardware Engineering  
Peplink International Limited

	AT	BE	BG	HR	CY	CZ	DK	EE	FI	FR	DE	EL	HU	IE
	IT	LV	LT	LU	MT	NL	PL	PT	RO	SK	SI	ES	SE	UK(NI)

**2.4GHz ( 2412 – 2472 MHz ) : 19.78 dBm**

**WWAN : Refer 3GPP TS 36.521 -1 ( UE Power class )**

<b>Output Power</b>	Class 3 (23dBm±2dB) for LTE FDD Class 3 (23dBm±2dB) for LTE TDD Class 3 (24dBm +1/-3dB) for TD-SCDMA Class 3 (24dBm +1/-3dB) for UMTS Class E2 (27dBm ±3dB) for EDGE 850/900MHz Class E2 (26dBm +3/-4dB) for EDGE 1800/1900MHz Class 4 (33dBm ±2dB) for GSM 850/900MHz Class 1 (30dBm ±2dB) for GSM 1800/1900MHz
---------------------	---

This equipment complies with CE radiation exposure limits set forth for an uncontrolled environment. This equipment should be installed and operated with a minimum distance of 20cm between the radiator & your body.

**contact as:** <https://www.peplink.com/>

**FCC Requirements for Operation in the United States  
Federal Communications Commission (FCC) Compliance Notice:**

**For MAX HD4 MBX, MAX HD2 MBX, MAX HD4 MBX 5G, MAX HD2 MBX 5G**

This equipment has been tested and found to comply with the limits for a Class A digital device, pursuant to part 15 of the FCC Rules. These limits are designed to provide reasonable protection against harmful interference when the equipment is operated in a commercial environment. This equipment generates, uses, and can radiate radio frequency energy and, if not installed and used in accordance with the instruction manual, may cause harmful interference to radio communications. Operation of this equipment in a residential area is likely to cause harmful interference in which case the user will be required to correct the interference at his own expense.

**IMPORTANT NOTE**

**FCC Radiation Exposure Statement**

This equipment complies with FCC radiation exposure limits set forth for an uncontrolled environment. This equipment should be installed and operated with minimum distance 20cm between the radiator & your body.

Any Changes or modifications not expressly approved by the party responsible for compliance could void the user's authority to operate the equipment.

**ISED Warning Statement For MAX HD4 MBX**

**Industry Canada Statement**

This device complies with Industry Canada's licence-exempt RSSs. Operation is subject to the following two conditions (1) This device may not cause interference; and(2) This device must accept any interference, including interference that may cause undesired operation of the device.

Le present appareil est conforme aux CNR d'Industrie Canada applicables aux appareils radio exempts de licence. L'exploitation est autorisee aux deux conditions suivantes (1) l'appareil ne doit pas produire de brouillage, et (2) l'utilisateur de l'appareil doit accepter tout brouillage radioelectrique subi, meme si le brouillage est susceptible d'en compromettre le fonctionnement.

This product meets the applicable Innovation, Science and Economic Development Canada technical specifications.

Le présent produit est conforme aux spécifications techniques applicables d'Innovation, Sciences et Développement économique Canada.

(i) The device for operation in the band 5150–5250 MHz is only for indoor use to reduce the potential for harmful interference to co-channel mobile satellite systems;

(ii) For devices with detachable antenna(s), the maximum antenna gain permitted for devices in the band 5725-5850 MHz shall be such that the equipment still complies with the e.i.r.p. limits specified for point-to-point and non-point-to-point operation as appropriate; and

The high-power radars are allocated as primary users (i.e. priority users) of the band 5725-5850 MHz and that these radars could cause interference and/or damage to LE-LAN devices.

(i) Le dispositif fonctionnant dans la bande 5150-5250 MHz est réservé uniquement pour une utilisation à l'intérieur afin de réduire les risques de brouillage préjudiciable aux systèmes de satellites mobiles utilisant les mêmes canaux;

(ii) Le gain maximal d'antenne permis pour les dispositifs avec antenne(s) amovible(s) utilisant la bande 5725-5850 MHz doit se conformer à la limitation P.I.R.E spécifiée pour l'exploitation point à point et non point à point, selon le cas.

En outre, les utilisateurs devraient aussi être avisés que les utilisateurs de radars de haute puissance sont désignés utilisateurs principaux (c.-à-d., qu'ils ont la priorité) pour les bande 5725-5850 MHz et que ces radars pourraient causer du brouillage et/ou des dommages aux dispositifs LAN-EL.

## IC Radiation Exposure Statement

This equipment complies with Innovation, Science and Economic Development Canada RF exposure limits set forth for an uncontrolled environment. This equipment should be installed and operated to ensure a minimum of 20 cm spacing to any person at all times.

Declaration d'exposition aux radiations Cet équipement est conforme aux limites d'exposition aux rayonnements IC établies pour un environnement non contrôlé. Cet équipement doit être installé et utilisé avec un minimum de 20 cm de distance entre la source de rayonnement et votre corps.

This radio transmitter 20682-P1MBX has been approved by Innovation, Science and Economic Development Canada to operate with the antenna types listed below, with the maximum permissible gain indicated. Antenna types not included in this list that have a gain greater than the maximum gain indicated for any type listed are strictly prohibited for use with this device.

WIFI Antenna type Replacement Antenna

WIFI Antenna gain 2.4GHz / 2.44 dBi , 5GH / 4.73 dBi

LTE Antenna type Replacement Antenna

LTE Antenna gain 4.38 dBi

**Battery Caution Statement (MAX HD4 MBX, MAX HD2 MBX, MAX HD4 MBX 5G, MAX HD2 MBX 5G)**

Risk of explosion if the battery replaced by an incorrect type, place the battery into fire, a hot oven, extremely high temperature or low air pressure surrounding environment, the leakage of flammable liquid or gas, and mechanically crushing or cutting of the battery.

**CE Statement for Pepwave Routers ( MAX HD4 MBX For EM7565 )**

**DECLARATION OF CONFORMITY**

We affirm the electrical equipment manufactured by us fulfils the requirements of the Radio Equipment Directive 2014/53/EU.

Name of manufacturer	PISMO LABS TECHNOLOGY LIMITED
Contact information of the manufacturer	A8, 5/F, HK Spinners Industrial Building Phase 6, 481 Castle Peak Road Cheung Sha Wan Hong Kong tel. (852) 2990 7600, fax. (852) 3007 0588 e-mail: cs@peplink.com
Description of the appliance	PEPWAVE / PEPLINK Wireless Product
Model name of the appliance	MAX HD4 MBX MAX-HD4-MBX-LTEA-K-T HD4 MBX MBX MAX HD4 MBX LTEA EXM-T4-LTEA-R Peplink Balance 310X Balance 310X BPL-310X-LTE-E-T
Trade name of the appliance	PEPWAVE / PEPLINK



The construction of the appliance is in accordance with the following standards:

EN 300 328 V2.2.2  
EN 303 413 V1.1.1  
EN 301908-1 V13.1.1  
Draft EN 301 489-1 V2.2.1  
Draft EN 301 489-17 V3.2.0  
Draft EN 301 489-52 V1.1.0  
EN 55032: 2015 + AC:2016-07  
EN 61000-3-2: 2014  
EN 61000-3-3: 2013  
EN 55035 : 2017  
EN 62311 : 2008  
EN 62368-1:2014 + A11:2017  
EN 301 489-19 V2.1.1  
EN 301 893 V2.1.1

Yours sincerely,



Antony Chong  
Director of Hardware Engineering  
Peplink International Limited



	AT	BE	BG	HR	CY	CZ	DK	EE	FI	FR	DE	EL	HU	IE
	IT	LV	LT	LU	MT	NL	PL	PT	RO	SK	SI	ES	SE	UK(NI)

**2.4GHz ( 2412 – 2472 MHz ) : 19.6 dBm**

**5GHz ( 5150 - 5250 MHz ) : 19.4 dBm**

**WWAN : Refer 3GPP TS 36.521 -1 ( UE Power class )**

**Table 3-6: Conducted Tx (Transmit) Power Tolerances**

Bands	Conducted Tx power	Notes
<b>LTE</b>		
LTE bands 1,3,8,20	+23 dBm ± 1 dB	
LTE bands 7	Single cell: +22 dBm ± 1 dB UL CA: +22.8 dBm ± 1 dB	0.8 dB offset for UL CA hardcoded by chipset manufacturer
<b>UMTS</b>		
Band 1 (IMT 2100 12.2 kbps) Band 8 (UMTS 900 12.2 kbps)	+23 dBm ± 1 dB	Connectorized (Class 3)

This equipment complies with CE radiation exposure limits set forth for an uncontrolled environment. This equipment should be installed and operated with a minimum distance of 20cm between the radiator & your body.

This equipment is restricted to indoor use only when operating in the 5150 to 5250 MHz frequency range in above countries.

contact as: <https://www.peplink.com/>

**UK Statement for Pepwave Routers ( MAX HD4 MBX For EM7565 )**

**UK DECLARATION OF CONFORMITY**

Name of manufacturer	PISMO LABS TECHNOLOGY LIMITED
Contact information of the manufacturer	A8, 5/F, HK Spinners Ind. Bldg., Phase 6, 481 Castle Peak Road, Cheung Sha Wan, Kowloon, Hong Kong tel. (852) 2990 7600, fax. (852) 3007 0588 e-mail: cs@peplink.com
Description of the appliance	PEPWAVE / PEPLINK Wireless Product
Model name of the appliance	MAX HD4 MBX MAX-HD4-MBX-LTEA-K-T HD4 MBX MBX MAX HD4 MBX LTEA EXM-T4-LTEA-R Peplink Balance 310X Balance 310X BPL-310X-LTE-E-T
Trade name of the appliance	PEPWAVE / PEPLINK

We declare under sole responsibilities that the above product conforms to the applicable requirements of following relevant UK legislation and designed standards.

**UK legislation**

Radio Equipment Regulations 2017

**UK Designed Standard**

EN 301 908-1 V13.1.1  
EN 300 328 V2.2.2  
EN 301 893 V2.1.1  
EN 303 413 V1.1.1

**Other Standards Applied**

EN 62311: 2008  
Draft EN 301 489-1 V2.2.1  
Draft EN 301 489-17 V3.2.0  
EN 301 489-19 V2.1.1  
Draft EN 301 489-52 V1.1.0  
EN 55032: 2015 + AC:2016-07  
EN 55035: 2017  
EN 61000-3-2: 2014  
EN 61000-3-3: 2013  
EN 62368-1:2014 + A11:2017

Yours sincerely,



Antony Chong  
Director of Hardware Engineering  
Peplink International Limited

**CE Statement for Pepwave Routers ( MAX HD2 MBX / MAX HD4 MBX For LM960A18)**

## DECLARATION OF CONFORMITY

We affirm the electrical equipment manufactured by us fulfils the requirements of the Radio Equipment Directive 2014/53/EU.

Name of manufacturer	PISMO LABS TECHNOLOGY LIMITED
Contact information of the manufacturer	A8, 5/F, HK Spinners Industrial. Building., Phase 6, 481 Castle Peak Road, Cheung Sha Wan, Kowloon, Hong Kong tel. (852) 2990 7600, fax. (852) 3007 0588 e-mail: cs@peplink.com
Description of the appliance	PEPWAVE / PEPLINK Wireless Product
Model name of the appliance	MAX HD4 MBX MAX HD4 MBX LTEA MAX HD2 MBX MAX HD2 MBX LTEA MBX MAX-HD4-MBX-GLTE-G MAX-HD2-MBX-GLTE-G EXM-MBX-T4-GLTE-G EXM-MBX-T2-GLTE-G Pepwave MAX HD4 MBX Pepwave MAX HD2 MBX Pepwave MAX HD4 MBX LTEA Pepwave MAX HD2 MBX LTEA Peplink MAX HD4 MBX Peplink MAX HD2 MBX Peplink MAX HD4 MBX LTEA Peplink MAX HD2 MBX LTEA
Trade name of the appliance	PEPWAVE / PEPLINK

The construction of the appliance is in accordance with the following standards:

EN 301 908-1 V13.1.1  
EN 300 328 V2.2.2  
EN 301 893 V2.1.1  
EN 303 413 V1.1.1  
EN 62311 : 2008  
EN 301 489-1 V2.2.3  
EN 301 489-17 V3.2.4  
EN 301 489-19 V2.1.1  
Draft EN 301 489-52 V1.1.0  
EN 55032: 2015 + AC:2016-07  
EN 55035: 2017  
EN 61000-3-2: 2014  
EN 61000-3-3: 2013  
EN 62368-1:2014 + A11:2017

Yours sincerely,



Antony Chong  
Director of Hardware Engineering  
Peplink International Limited

	AT	BE	BG	HR	CY	CZ	DK	EE	FI	FR	DE	EL	HU	IE
	IT	LV	LT	LU	MT	NL	PL	PT	RO	SK	SI	ES	SE	UK(NI)

**2.4GHz ( 2412 – 2472 MHz ) : 19.6 dBm**

**5GHz ( 5150 - 5250 MHz ) : 19.4 dBm**

**WWAN : Refer 3GPP TS 36.521 -1 ( UE Power class )**

Band	Power class
3G WCDMA	Class 3 (0.2W)
LTE All Bands	Class 3 (0.2W)

This equipment complies with CE radiation exposure limits set forth for an uncontrolled environment. This equipment should be installed and operated with a minimum distance of 20cm between the radiator & your body.

This equipment is restricted to indoor use only when operating in the 5150 to 5250 MHz frequency range in above countries.

**contact as: <https://www.peplink.com/>**

**UK Statement for Pepwave Routers ( MAX HD2 MBX / MAX HD4 MBX For LM960A18)**

## UK DECLARATION OF CONFORMITY

Name of manufacturer	PISMO LABS TECHNOLOGY LIMITED
Contact information of the manufacturer	A8, 5/F, HK Spinners Ind. Bldg., Phase 6, 481 Castle Peak Road, Cheung Sha Wan, Kowloon, Hong Kong tel. (852) 2990 7600, fax. (852) 3007 0588 e-mail: cs@peplink.com
Description of the appliance	PEPWAVE / PEPLINK Wireless Product
Model name of the appliance	MAX HD4 MBX MAX HD4 MBX LTEA MAX HD2 MBX MAX HD2 MBX LTEA MBX MAX-HD4-MBX-GLTE-G MAX-HD2-MBX-GLTE-G EXM-MBX-T4-GLTE-G EXM-MBX-T2-GLTE-G Pepwave MAX HD4 MBX Pepwave MAX HD2 MBX Pepwave MAX HD4 MBX LTEA Pepwave MAX HD2 MBX LTEA Peplink MAX HD4 MBX Peplink MAX HD2 MBX Peplink MAX HD4 MBX LTEA Peplink MAX HD2 MBX LTEA
Trade name of the appliance	PEPWAVE / PEPLINK



We declare under sole responsibilities that the above product conforms to the applicable requirements of following relevant UK legislation and designed standards.

#### UK legislation

Radio Equipment Regulations 2017

#### UK Designed Standard

EN 301 908-1 V13.1.1  
EN 300 328 V2.2.2  
EN 301 893 V2.1.1  
EN 303 413 V1.1.1

#### Other Standards Applied

EN 62311: 2008  
EN 301 489-1 V2.2.3  
EN 301 489-17 V3.2.4  
EN 301 489-19 V2.1.1  
Draft EN 301 489-52 V1.1.0  
EN 55032: 2015 + AC:2016-07  
EN 55035: 2017  
EN 61000-3-2: 2014  
EN 61000-3-3: 2013  
EN 62368-1:2014 + A11:2017

Yours sincerely,



Antony Chong  
Director of Hardware Engineering  
Peplink International Limited





**CE Statement for Pepwave Routers (MAX HD2 MBX 5G / MAX HD4 MBX 5G For MV31-W)**

## DECLARATION OF CONFORMITY

We affirm the electrical equipment manufactured by us fulfils the requirements of the Radio Equipment Directive 2014/53/EU.

Name of manufacturer	PISMO LABS TECHNOLOGY LIMITED
Contact information of the manufacturer	A8, 5/F, HK Spinners Industrial. Building., Phase 6, 481 Castle Peak Road, Cheung Sha Wan, Kowloon, Hong Kong tel. (852) 2990 7600, fax. (852) 3007 0588 e-mail: cs@peplink.com
Description of the appliance	PEPWAVE / PEPLINK Wireless Product
Model name of the appliance	MAX HD2 MBX 5G MAX-HD2-MBX-5GD-T MAX HD4 MBX 5G MAX-HD4-MBX-5GD-T Balance 310X Balance 310X 5G BPL-310X-5GD-T MBX Expansion Module Expansion Module with 1x 5G modems EXM-310X-5GD Expansion Module with 4x 5G modems EXM-MBX-T4-5GD Expansion Module with 2x 5G modules EXM-MBX-T2-5GD
Trade name of the appliance	PEPWAVE / PEPLINK

The construction of the appliance is in accordance with the following standards:

EN 301 908-1 V13.1.1  
EN 300 328 V2.2.2  
EN 301 893 V2.1.1  
EN 303 413 V1.1.1  
EN 62311: 2020  
EN 301 489-1 V2.2.3  
EN 301 489-17 V3.2.4  
Draft EN 301 489-19 V2.2.0  
Draft EN 301 489-52 V1.1.2  
EN 55032: 2015 / A11: 2020  
EN 55035: 2017 / A11: 2020  
EN 61000-3-2: 2014  
EN 61000-3-3: 2013 / A1:2019  
EN 62368-1:2020 + A11:2020

Yours sincerely,



Antony Chong  
Director of Hardware Engineering  
Peplink International Limited

	AT	BE	BG	HR	CY	CZ	DK	EE	FI	FR	DE	EL	HU	IE
	IT	LV	LT	LU	MT	NL	PL	PT	RO	SK	SI	ES	SE	UK(NI)

**2.4GHz ( 2412 – 2472 MHz ) : 19.6 dBm**

**5GHz ( 5150 - 5250 MHz ) : 19.4 dBm**

**WWAN : Refer 3GPP TS 36.521 -1 ( UE Power class )**

5G	Bands	FR1 (Sub 6G): FDD: n28 TDD: n78
	Band combinations	For supported E-UTRAN New Radio Dual Connectivity (EN-DC) see <a href="#">Section 6.2</a>
	4x4 MIMO	n78
	DSS	n28
	Category	3GPP Rel 15
	Output Power	FR1 (Sub 6G): n78: 26dBm +2/-3dB all other bands: 23dBm ±2dB
4G	Bands	FDD: B1, B3, B7, B8, B20, B28  TDD: B38, B40
	Band combinations	For supported carrier aggregations (CA) see <a href="#">Section 6.1</a>
	4x4 MIMO	B1, B3, B7, B40, B38
	RX Diversity	all LTE bands
	Category	UE Cat. 13 (UL: 150Mbps) + UE Cat. 20 (DL: 2Gbps); 7xDL CA, 3xUL CA (Intra-band), 5xDL CA+4x4 MIMO (Up to UE Cat20)
	Output Power	23dBm ±2dB
3G	Bands	Bd.I, Bd.VIII
	RX Diversity	all 3G bands
	Category	DC-HSPA+ – DL Cat. 24 (42Mbps) / UL Cat. 6 (11Mbps) HSUPA – UL 5.76Mbps Compressed mode (CM) supported according to 3GPP TS25.212
	Output Power	all bands: 24dBm +1.7/-3.7dB

This equipment complies with CE radiation exposure limits set forth for an uncontrolled environment. This equipment should be installed and operated with a minimum distance of 20cm between the radiator & your body.

This equipment is restricted to indoor use only when operating in the 5150 to 5250 MHz frequency range in above countries.

**contact as: <https://www.peplink.com/>**

**UK Statement for Pepwave Routers (MAX HD2 MBX 5G / MAX HD4 MBX 5G For MV31-W)**

## UK DECLARATION OF CONFORMITY

Name of manufacturer	PISMO LABS TECHNOLOGY LIMITED
Contact information of the manufacturer	A8, 5/F, HK Spinners Ind. Bldg., Phase 6, 481 Castle Peak Road, Cheung Sha Wan, Kowloon, Hong Kong tel. (852) 2990 7600, fax. (852) 3007 0588 e-mail: cs@peplink.com
Description of the appliance	PEPWAVE / PEPLINK Wireless Product
Model name of the appliance	MAX HD2 MBX 5G MAX-HD2-MBX-5GD-T MAX HD4 MBX 5G MAX-HD4-MBX-5GD-T Balance 310X Balance 310X 5G BPL-310X-5GD-T MBX Expansion Module Expansion Module with 1x 5G modems EXM-310X-5GD Expansion Module with 4x 5G modems EXM-MBX-T4-5GD Expansion Module with 2x 5G modules EXM-MBX-T2-5GD
Trade name of the appliance	PEPWAVE / PEPLINK

We declare under sole responsibilities that the above product conforms to the applicable requirements of following relevant UK legislation and designed standards.

#### UK legislation

Radio Equipment Regulations 2017

#### UK Designed Standard

EN 301 908-1 V13.1.1  
EN 300 328 V2.2.2  
EN 301 893 V2.1.1  
EN 303 413 V1.1.1

#### Other Standards Applied

EN 62311: 2020  
EN 301 489-1 V2.2.3  
EN 301 489-17 V3.2.4  
Draft EN 301 489-19 V2.2.0  
Draft EN 301 489-52 V1.1.2  
EN 55032: 2015 / A11: 2020  
EN 55035: 2017 / A11: 2020  
EN 61000-3-2: 2014  
EN 61000-3-3: 2013 / A1:2019  
EN 62368-1: 2020 + A11:2020

Yours sincerely,



Antony Chong  
Director of Hardware Engineering  
Peplink International Limited

## **FCC Requirements for Operation in the United States**

### **Federal Communications Commission (FCC) Compliance Notice:**

#### **For MAX HD2**

This equipment has been tested and found to comply with the limits for a Class A digital device, pursuant to part 15 of the FCC Rules. These limits are designed to provide reasonable protection against harmful interference when the equipment is operated in a commercial environment. This equipment generates, uses, and can radiate radio frequency energy and, if not installed and used in accordance with the instruction manual, may cause harmful interference to radio communications. Operation of this equipment in a residential area is likely to cause harmful interference in which case the user will be required to correct the interference at his own expense.

Any changes or modifications not expressly approved by the party responsible for compliance could void the user's authority to operate this equipment.

#### **Radiation Exposure Statement**

This equipment complies with FCC RF radiation exposure limits set forth for an uncontrolled environment. This equipment should be installed and operated with a minimum distance of 50 centimeters between the radiator and your body.

#### **Industry Canada Statement (MAX HD2)**

This product meets the applicable Innovation, Science and Economic Development Canada technical specifications.

Le présent produit est conforme aux spécifications techniques applicables d'Innovation, Sciences et Développement économique Canada.

This device contains licence-exempt transmitter(s)/receiver(s) that comply with Innovation, Science and Economic Development Canada's licence-exempt RSS(s). Operation is subject to the following two conditions:

- (1) This device may not cause interference.
- (2) This device must accept any interference, including interference that may cause undesired operation of the device.

Le présent appareil est conforme aux CNR d'Industrie Canada applicables aux appareils radio exempts de licence. L'exploitation est autorisée aux deux conditions suivantes:

- (1) l'appareil ne doit pas produire de brouillage, et
- (2) l'utilisateur de l'appareil doit accepter tout brouillage radioélectrique subi, même si le brouillage est susceptible d'en



(i) The device for operation in the band 5150–5250 MHz is only for indoor use to reduce the potential for harmful interference to co-channel mobile satellite systems;

(ii) For devices with detachable antenna(s), the maximum antenna gain permitted for devices in the band 5725-5850 MHz shall be such that the equipment still complies with the e.i.r.p. limits specified for point-to-point and non-point-to-point operation as appropriate; and

The high-power radars are allocated as primary users (i.e. priority users) of the band 5725-5850 MHz and that these radars could cause interference and/or damage to LE-LAN devices.

(i) Le dispositif fonctionnant dans la bande 5150-5250 MHz est réservé uniquement pour une utilisation à l'intérieur afin de réduire les risques de brouillage préjudiciable aux systèmes de satellites mobiles utilisant les mêmes canaux;

(ii) Le gain maximal d'antenne permis pour les dispositifs avec antenne(s) amovible(s) utilisant la bande 5725-5850 MHz doit se conformer à la limitation P.I.R.E spécifiée pour l'exploitation point à point et non point à point, selon le cas.

En outre, les utilisateurs devraient aussi être avisés que les utilisateurs de radars de haute puissance sont désignés utilisateurs principaux (c.-à-d., qu'ils ont la priorité) pour les bande 5725-5850 MHz et que ces radars pourraient causer du brouillage et/ou des dommages aux dispositifs LAN-EL.

## **Radiation Exposure Statement**

This device complies with the ISED radiation exposure limit set forth for an uncontrolled environment. This device should be installed and operated with minimum distance 37cm between the radiator & your body. 70 cm minimum distance for the device operate with plug-in USB cellular device which has maximum of 7W(ERP) output power.

Cet équipement est conforme avec l'exposition aux radiations ISED définies pour un environnement non contrôlé. Cet équipement doit être installé et utilisé à une distance minimum de 37 cm entre le radiateur et votre corps. Distance minimale de 70 cm pour que l'appareil fonctionne avec un appareil cellulaire USB enfichable qui a une puissance de sortie maximale de 7 W (ERP).

## **Battery Caution Statement**

Risk of explosion if the battery replaced by an incorrect type, place the battery into fire, a hot oven, extremely high temperature or low air pressure surrounding environment, the leakage of flammable liquid or gas, and mechanically crushing or cutting of the battery.

For WLAN							
Antenna No.	Brand	Model	Antenna Net Gain(dBi)	Frequency range	Antenna Type	Connector Type	Cable Length (mm)
WAN(2.4G)-1	SmartAnt	SAA06-220690	3	2400 ~ 2500 MHz	Dipole	R-SMA	150
WAN(2.4G)-2	SmartAnt	SAA06-220690	3	2400 ~ 2500 MHz	Dipole	R-SMA	150
AP(5G)-1	SmartAnt	SAA06-220690	5.5	5150 ~ 5350 MHz	Dipole	R-SMA	260
			6	5350 ~ 5875 MHz			260
AP(5G)-2	SmartAnt	SAA06-220690	5.5	5150 ~ 5350 MHz	Dipole	R-SMA	260
			6	5350 ~ 5875 MHz			260
For GPS							
Antenna No.	Brand	Model	Antenna Net Gain(dBi)	Frequency range	Antenna Type	Connector Type	
1	MASTER WAVE TECHNOLOGY CO., LTD.	98335KSAF000	4.5 ±0.5	1575.42 MHz	Magnetic	SMA	
For WWAN(LTE)							
Antenna No.	Brand	Model	Antenna Net Gain(dBi)	Frequency range	Antenna Type	Connector Type	
Cellular 1 Main	MASTER WAVE TECHNOLOGY CO., LTD.	98619ZSAX025	1.99	699-960 MHz	Dipole	SMA	
Cellular 1 Diversity/Aux			4	1575-2170 MHz			
Cellular 2 Main			1	2300-2320 MHz			
Cellular 1 Diversity/Aux			2.8	2325-2690 MHz			



**CE Statement for Pepwave Routers ( MAX HD2 For MC7455)**

**DECLARATION OF CONFORMITY**

We affirm the electrical equipment manufactured by us fulfils the requirements of the Radio Equipment Directive 2014/53/EU.

Name of manufacturer	PISMO LABS TECHNOLOGY LIMITED
Contact information of the manufacturer	A8, 5/F, HK Spinners Industrial Building, Phase 6, 481 Castle Peak Road, Cheung Sha Wan, Kowloon, Hong Kong tel. (852) 2990 7600, fax. (852) 3007 0588 e-mail: cs@peplink.com
Description of the appliance	PEPWAVE / PEPLINK Wireless Product
Model name of the appliance	MAX HD2, MAX HD2 LTE, MAX HD2 LTEA Pismo 811AC
Trade name of the appliance	PEPWAVE / PEPLINK

The construction of the appliance is in accordance with the following standards:

EN 300 328 V2.2.2  
EN 301 893 V2.1.1  
EN 301 908-1 V11.1.1  
Draft EN 301 489-1 V2.2.0  
Draft EN 301 489-19 V2.1.0  
Draft EN 301 489-52 V1.1.0  
Draft EN 301 489-17 V3.2.0  
EN 55032:2015 +AC: 2016  
EN 61000-3-2: 2014,  
EN 61000-3-3: 2013,  
EN 55024:2010+A1:2015  
EN 62311:2008  
EN 60950-1:2006+A11: 2009+A1:2010+A12:2011+A2:2013  
EN 303 413 V1.1.1

Yours sincerely,



Antony Chong  
Director of Hardware Engineering  
Peplink International Limited

	AT	BE	BG	HR	CY	CZ	DK	EE	FI	FR	DE	EL	HU	IE
	IT	LV	LT	LU	MT	NL	PL	PT	RO	SK	SI	ES	SE	UK(NI)

**2.4GHz ( 2412 – 2472 MHz ) : 19.90 dBm**

**5GHz ( 5150 - 5250 MHz ) : 22.88 dBm**

**WWAN : Refer 3GPP TS 36.521 -1 ( UE Power class )**

**Table 4-6: Conducted Tx (Transmit) Power Tolerances**

Parameter	Conducted transmit power	Notes
<b>LTE</b>		
LTE Band 1,3,8,20	+23 dBm ± 1 dB	
LTE Band 7	+22 dBm ± 1 dB	
<b>UMTS</b>		
Band 1 (IMT 2100 12.2 kbps) Band 3 (UMTS 1800 12.2 kbps) Band 8 (UMTS 900 12.2 kbps)	+23 dBm ± 1 dB	Connectorized (Class 3)

This equipment complies with CE radiation exposure limits set forth for an uncontrolled environment. This equipment should be installed and operated with a minimum distance of 20cm between the radiator & your body.

This equipment is restricted to indoor use only when operating in the 5150 to 5250 MHz frequency range in above countries.

**contact as: <https://www.peplink.com/>**

**CE Statement for Pepwave Routers ( MAX HD2 For EM7565)**

## DECLARATION OF CONFORMITY

We affirm the electrical equipment manufactured by us fulfils the requirements of the Radio Equipment Directive 2014/53/EU.

Name of manufacturer	PISMO LABS TECHNOLOGY LIMITED
Contact information of the manufacturer	A8, 5/F, HK Spinners Industrial. Building., Phase 6, 481 Castle Peak Road, Cheung Sha Wan, Kowloon, Hong Kong tel. (852) 2990 7600, fax. (852) 3007 0588 e-mail: cs@peplink.com
Description of the appliance	PEPWAVE / PEPLINK Wireless Product
Model name of the appliance	MAX HD2 MAX HD1 MAX HD2 LTEA MAX HD1 LTEA MAX-HD2-LTEA-K-T MAX-HD1-LTEA-K-T Pepwave MAX HD2 Pepwave MAX HD1 Pepwave MAX HD2 LTEA Pepwave MAX HD1 LTEA Peplink MAX HD2 Peplink MAX HD1 Peplink MAX HD2 LTEA Peplink MAX HD1 LTEA Pismo 811AC Pismo 811ac with 4SIMs piggy
Trade name of the appliance	PEPWAVE / PEPLINK

The construction of the appliance is in accordance with the following standards:

EN 301 908-1 V11.1.1  
EN 300 328 V2.2.2  
EN 301 893 V2.1.1  
EN 303 413 V1.1.1  
EN 62311 : 2008  
EN 301 489-1 V2.2.3  
EN 301 489-17 V3.1.1  
EN 301 489-19 V2.1.1  
Draft EN 301 489-52 V1.1.0  
EN 55032: 2015 + AC:2016  
EN 55035: 2017  
EN 61000-3-2: 2014  
EN 61000-3-3: 2013  
EN 62368-1:2014 + A11:2017 ( Second Edition )

Yours sincerely,



Antony Chong  
Director of Hardware Engineering  
Peplink International Limited

	AT	BE	BG	HR	CY	CZ	DK	EE	FI	FR	DE	EL	HU	IE
	IT	LV	LT	LU	MT	NL	PL	PT	RO	SK	SI	ES	SE	UK(NI)

**2.4GHz ( 2412 – 2472 MHz ) : 19.86 dBm**

**5GHz ( 5150 - 5250 MHz ) : 22.68 dBm**

**WWAN : Refer 3GPP TS 36.521 -1 ( UE Power class )**

**Table 3-6: Conducted Tx (Transmit) Power Tolerances**

Bands	Conducted Tx power	Notes
LTE		
LTE bands 1,3,8,20	+23 dBm $\pm$ 1 dB	
LTE bands 7	Single cell: +22 dBm $\pm$ 1 dB UL CA: +22.8 dBm $\pm$ 1 dB	0.8 dB offset for UL CA hardcoded by chipset manufacturer

This equipment complies with CE radiation exposure limits set forth for an uncontrolled environment. This equipment should be installed and operated with a minimum distance of 20cm between the radiator & your body.

This equipment is restricted to indoor use only when operating in the 5150 to 5250 MHz frequency range in above countries.

**contact as: <https://www.peplink.com/>**

## Mounting the Unit

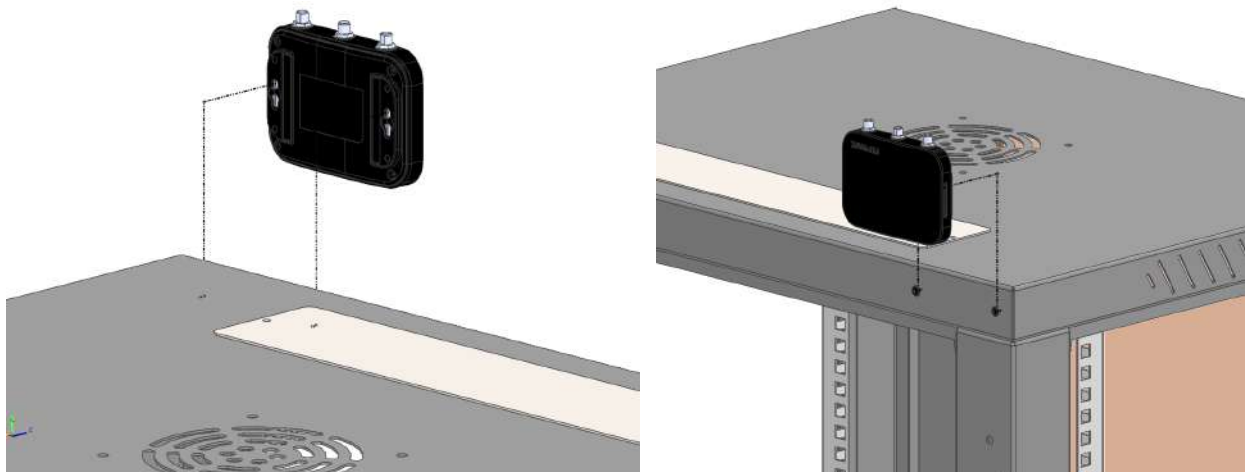
### Wall Mount

Some devices can be wall mounted using screws. After adding the screw on the wall, slide in the screw hole socket as indicated below. Recommended screw specification M3.5 x 20mm, head diameter 6mm, head thickness 2.4mm.

For type 1, the device requires four screws for wall mounting.



For type 2, the device requires two screws for wall mounting.





**( For MAX BR1 Classic CB IEC 62368-1 )**

Output of the external power source shall comply with ES1 and ES2 requirements, output rating 10-30 Vdc, minimum 12W ( DC Jack or POE injector ), with minimum ambient temperature 65 °C, altitude = 5000m , and evaluated in accordance to UL/EN/IEC 60950-1 and / or UL/EN/IEC 62368-1

Ensure to connect the power cord of power adapter to a socket-outlet with earthing.

**( For MAX BR1 Mini HW3 CB IEC 62368-1 )**

Output of the external power source shall comply with ES1 and PS2 requirements, input rating 10-30 Vdc, maximum 18W ( DC Power Port) or 802.3at PoE, with minimum ambient temperature 65 °C, altitude = 5000m , and evaluated in accordance to UL/EN/IEC 60950-1 and / or UL/EN/IEC 62368-1.

Ensure to connect the power cord of power adapter to a socket-outlet with earthing.

The MAX BR1 Mini is investigated to IEC TR 62102 as SELV (ES1) circuits and only connected to PoE without routing to the outside plant, including campus environment.



## **FCC Requirements for Operation in the United States**

### **Federal Communications Commission (FCC) Compliance Notice:**

#### **For MAX BR1 Pro 5G**

##### FCC 15.21

The changes or modifications not expressly approved by the party responsible for compliance could void the user's authority to operate the equipment.

##### RF exposure warning

This equipment must be installed and operated in accordance with provided instructions and the antenna(s) used for this transmitter must be installed to provide a separation distance of at least 23 cm from all persons and must not be co-located or operating in conjunction with any other antenna or transmitter. End-users and installers must be provide with antenna installation instructions and transmitter operating conditions for satisfying RF exposure compliance.

This equipment has been tested and found to comply with the limits for a Class A digital device, pursuant to part 15 of the FCC Rules. These limits are designed to provide reasonable protection against harmful interference when the equipment is operated in a commercial environment. This equipment generates, uses, and can radiate radio frequency energy and, if not installed and used in accordance with the instruction manual, may cause harmful interference to radio communications. Operation of this equipment in a residential area is likely to cause harmful interference in which case the user will be required to correct the interference at his own expense.

## Industry Canada Statement ( MAX BR1 Pro 5G )

This device contains licence-exempt transmitter(s)/receiver(s) that comply with Innovation, Science and Economic Development Canada's licence-exempt RSS(s). Operation is subject to the following two conditions

1. This device may not cause interference.
2. This device must accept any interference, including interference that may cause undesired operation of the device.

Le present appareil est conforme aux CNR d'Industrie Canada applicables aux appareils radio exempts de licence. L'exploitation est autorisee aux deux conditions suivantes

1. l'appareil ne doit pas produire de brouillage, et
2. l'utilisateur de l'appareil doit accepter tout brouillage radioelectrique subi, meme si le brouillage est susceptible d'en

compromettre le fonctionnement. Informations concernant l'exposition aux frequences radio (RF)

Cet equipement est conforme avec l'exposition aux radiations IC definies pour un environnement noncontrole.

Cet equipement doit etre installe et utilise a une distance minimum de 23 cm entre le radiateur et votre corps.

Cet emetteur ne doit pas etre co-localisees ou operant en conjonction avec une autre antenne ou transmetteur.

Les utilisateurs finaux et les installateurs doivent etre informes des instructions d'installation de l'antenne et des

conditions de fonctionnement de l'emetteur afin de satisfaire a la conformite d'exposition RF.

This radio transmitter IC 20682-P1AX02 has been approved by Innovation, Science and Economic Development Canada to operate with the antenna types listed below, with the maximum permissible gain indicated. Antenna types not included in this list that have a gain greater than the maximum gain indicated for any type listed are strictly prohibited for use with this device.

antenna type Omni-directional

antenna gain for 2.4GHz 2.44 dBi

antenna gain for 5GHz ( 5150 ~ 5250 MHz ) 4.10 dBi

antenna gain for 5GHz ( 5725 ~ 5850 MHz ) 4.73 dBi

### **Battery Caution Statement**

Risk of explosion if the battery replaced by an incorrect type, place the battery into fire, a hot oven, extremely high temperature or low air pressure surrounding environment, the leakage of flammable liquid or gas, and mechanically crushing or cutting of the battery.

**CE Statement for Pepwave Routers ( MAX BR1 Pro 5G)**

## DECLARATION OF CONFORMITY

We affirm the electrical equipment manufactured by us fulfils the requirements of the  
Radio Equipment Directive 2014/53/EU.

Name of manufacturer	PISMO LABS TECHNOLOGY LIMITED
Contact information of the manufacturer	A8, 5/F, HK Spinners Industrial. Building., Phase 6, 481 Castle Peak Road, Cheung Sha Wan, Kowloon, Hong Kong tel. (852) 2990 7600, fax. (852) 3007 0588 e-mail: cs@peplink.com
Description of the appliance	PEPWAVE / PEPLINK Wireless Product
Model name of the appliance	MAX BR1 5G MAX-BR1-5GD-T MAX BR1 Pro 5G MAX-BR1-PRO-5GD-T-PRM
Trade name of the appliance	PEPWAVE / PEPLINK

The construction of the appliance is in accordance with the following standards:

EN 301 908-1 V13.1.1  
EN 300 328 V2.2.2  
EN 301 893 V2.1.1  
EN 303 413 V1.1.1  
EN 62311 : 2020  
EN 301 489-1 V2.2.3  
EN 301 489-17 V3.2.4  
Draft EN 301 489-19 V2.2.0  
Draft EN 301 489-52 V1.1.2  
EN 55032: 2015 / A11:2020  
EN 55035: 2017  
EN 61000-3-2: 2014  
EN 61000-3-3: 2013 / A1:2019  
EN 62368-1:2020+A11:2020

Yours sincerely,



Antony Chong  
Director of Hardware Engineering  
Peplink International Limited



	AT	BE	BG	HR	CY	CZ	DK	EE	FI	FR	DE	EL	HU	IE
	IT	LV	LT	LU	MT	NL	PL	PT	RO	SK	SI	ES	SE	UK(NI)

**2.4GHz ( 2412 – 2472 MHz ) : 19.74 dBm**

**5GHz ( 5150 - 5250 MHz ) : 22.66 dBm**

**WWAN : Refer 3GPP TS 36.521 -1 ( UE Power class )**

5G	Bands	FR1 (Sub 6G): FDD: n28 TDD: n78
	Band combinations	For supported E-UTRAN New Radio Dual Connectivity (EN-DC) see Section 6.2
	4x4 MIMO	n78
	DSS	n28
	Category	3GPP Rel 15
	Output Power	FR1 (Sub 6G): n78: 26dBm +2/-3dB all other bands: 23dBm ±2dB
4G	Bands	FDD: B1, B3, B7, B8, B20, B28  TDD: B38, B40
	Band combinations	For supported carrier aggregations (CA) see Section 6.1
	4x4 MIMO	B1, B3, B7, B38
	RX Diversity	all LTE bands
	Category	UE Cat. 13 (UL: 150Mbps) + UE Cat. 20 (DL: 2Gbps); 7xDL CA, 3xUL CA (Intra-band), 5xDL CA+4X4 MIMO (Up to UE Cat20)
	Output Power	all bands: 23dBm ±2dB

This equipment complies with CE radiation exposure limits set forth for an uncontrolled environment. This equipment should be installed and operated with a minimum distance of 20cm between the radiator & your body.

This equipment is restricted to indoor use only when operating in the 5150 to 5250 MHz frequency range in above countries.

**contact as: <https://www.peplink.com/>**

**UK Statement for Pepwave Routers ( MAX BR1 Pro 5G)**

**UK DECLARATION OF CONFORMITY**

Name of manufacturer	PISMO LABS TECHNOLOGY LIMITED
Contact information of the manufacturer	A8, 5/F, HK Spinners Ind. Bldg., Phase 6, 481 Castle Peak Road, Cheung Sha Wan, Kowloon, Hong Kong tel. (852) 2990 7600, fax. (852) 3007 0588 e-mail: cs@peplink.com
Description of the appliance	PEPWAVE / PEPLINK Wireless Product
Model name of the appliance	MAX BR1 5G MAX-BR1-5GD-T MAX BR1 Pro 5G MAX-BR1-PRO-5GD-T-PRM
Trade name of the appliance	PEPWAVE / PEPLINK

We declare under sole responsibilities that the above product conforms to the applicable requirements of following relevant UK legislation and designed standards.

### UK legislation

Radio Equipment Regulations 2017

### UK Designed Standard

EN 301 908-1 V13.1.1  
EN 300 328 V2.2.2  
EN 301 893 V2.1.1  
EN 303 413 V1.1.1

### Other Standards Applied

EN 62311: 2020  
EN 301 489-1 V2.2.3  
EN 301 489-17 V3.2.4  
Draft EN 301 489-19 V2.2.0  
Draft EN 301 489-52 V1.1.2  
EN 55032: 2015 + A11:2020  
EN 55035: 2017  
EN 61000-3-2: 2014  
EN 61000-3-3: 2013 + A1:2019  
EN 62368-1:2020 + A11:2020

Yours sincerely,



Antony Chong  
Director of Hardware Engineering  
Peplink International Limited



**CE Statement for Pepwave Routers ( MAX BR1 Pro LTEA for EM7690)**

## DECLARATION OF CONFORMITY

We affirm the electrical equipment manufactured by us fulfils the requirements of the Radio Equipment Directive 2014/53/EU.

Name of manufacturer	PISMO LABS TECHNOLOGY LIMITED
Contact information of the manufacturer	A8, 5/F, HK Spinners Industrial. Building., Phase 6, 481 Castle Peak Road, Cheung Sha Wan, Kowloon, Hong Kong tel. (852) 2990 7600, fax. (852) 3007 0588 e-mail: cs@peplink.com
Description of the appliance	PEPLINK PEPWAVE Wireless Product
Model name of the appliance	MAX BR1 Pro LTEA MAX-BR1-PRO-GLTE-S-T-PRM
Trade name of the appliance	PEPWAVE / PEPLINK

The construction of the appliance is in accordance with the following standards:

EN 301 908-1 V15.1.1  
EN 300 328 V2.2.2  
EN 301 893 V2.1.1  
EN 303 413 V1.1.1  
EN 62311 : 2020  
EN 301 489-1 V2.2.3  
EN 301 489-17 V3.2.4  
Draft EN 301 489-19 V2.2.0  
EN 301 489-52 V1.2.1  
EN 55032: 2015 + A11:2020  
EN 55035: 2017  
EN 55035: 2017 + A11:2020  
EN 61000-3-2: 2014  
EN 61000-3-2: 2019+A1:2021  
EN 61000-3-3: 2013  
EN 61000-3-3: 2013 + A1:2019  
EN 62368-1:2020+A11:2020

Yours sincerely,



Antony Chong  
Director of Hardware Engineering  
Peplink International Limited

	AT	BE	BG	HR	CY	CZ	DK	EE	FI	FR	DE	EL	HU	IE
	IT	LV	LT	LU	MT	NL	PL	PT	RO	SK	SI	ES	SE	UK(NI)

**2.4GHz ( 2412 – 2472 MHz ) : 19.74 dBm**

**5GHz ( 5150 - 5250 MHz ) : 22.66 dBm**

**WWAN : Refer 3GPP TS 36.521 -1 ( UE Power class )**

**Table 3-6: Conducted Tx (Transmit) Power Tolerances**

Bands	Conducted Tx power	Notes
<b>LTE</b>		
LTE bands 1, 3	22.5 dBm ± 1 dB	
LTE bands 7, 38, 40	22 dBm ± 1 dB	
LTE bands 8, 20, 28	23 dBm ± 1 dB	

This equipment complies with CE radiation exposure limits set forth for an uncontrolled environment. This equipment should be installed and operated with a minimum distance of 20cm between the radiator & your body.

This equipment is restricted to indoor use only when operating in the 5150 to 5250 MHz frequency range in above countries.

**contact as: <https://www.peplink.com/>**

**UK Statement for Pepwave Routers ( MAX BR1 Pro LTEA for EM7690)**

**UK DECLARATION OF CONFORMITY**

Name of manufacturer	PISMO LABS TECHNOLOGY LIMITED
Contact information of the manufacturer	A8, 5/F, HK Spinners Ind. Bldg., Phase 6, 481 Castle Peak Road, Cheung Sha Wan, Kowloon, Hong Kong tel. (852) 2990 7600, fax. (852) 3007 0588 e-mail: cs@peplink.com
Description of the appliance	PEPLINK PEPWAVE Wireless Product
Model name of the appliance	MAX BR1 Pro LTEA MAX-BR1-PRO-GLTE-S-T-PRM
Trade name of the appliance	PEPWAVE / PEPLINK

We declare under sole responsibilities that the above product conforms to the applicable requirements of following relevant UK legislation and designed standards.

### UK legislation

Radio Equipment Regulations 2017

### UK Designed Standard

EN 301 908-1 V15.1.1  
EN 300 328 V2.2.2  
EN 301 893 V2.1.1  
EN 303 413 V1.1.1

### Other Standards Applied

EN 62311: 2020  
EN 301 489-1 V2.2.3  
EN 301 489-17 V3.2.4  
EN 301 489-52 V1.2.1  
Draft EN 301 489-19 V2.2.0  
EN 55032: 2015 + A11:2020  
EN 55035: 2017  
EN 55035: 2017 + A11:2020  
EN 61000-3-2: 2014  
EN 61000-3-2: 2019 + A1:2021  
EN 61000-3-3: 2013  
EN 61000-3-3: 2013 + A1:2019  
EN 62368-1:2020 + A11:2020

Yours sincerely,



Antony Chong  
Director of Hardware Engineering  
Peplink International Limited

## **FCC Requirements for Operation in the United States**

### **Federal Communications Commission (FCC) Compliance Notice:**

#### **For MAX BR1 Mini Core**

This equipment has been tested and found to comply with the limits for a Class A digital device, pursuant to part 15 of the FCC Rules. These limits are designed to provide reasonable protection against harmful interference when the equipment is operated in a commercial environment. This equipment generates, uses, and can radiate radio frequency energy and, if not installed and used in accordance with the instruction manual, may cause harmful interference to radio communications. Operation of this equipment in a residential area is likely to cause harmful interference in which case the user will be required to correct the interference at his own expense.

Any changes or modifications not expressly approved by the party responsible for compliance could void the user's authority to operate this equipment.

This device complies with Part 15 of the FCC Rules. Operation is subject to the following two conditions:

- (1) this device may not cause harmful interference and
- (2) this device must accept any interference received, including interference that may cause undesired operation.

### **Radiation Exposure Statement**

This equipment complies with FCC RF radiation exposure limits set forth for an uncontrolled environment. This equipment should be installed and operated with a minimum distance of 20 centimeters between the radiator and your body.

### **Industry Canada Statement ( MAX BR1 Mini Core )**

This product meets the applicable Innovation, Science and Economic Development Canada technical specifications.

Le present produit est conforme aux specifications techniques applicables a l'innovation, Science et Developpement economique Canada.

This device contains licence-exempt transmitter(s)/receiver(s) that comply with Innovation, Science and Economic Development Canada's licence-exempt RSS(s). Operation is subject to the following two conditions:

- (1) This device may not cause interference.
- (2) This device must accept any interference, including interference that may cause undesired operation of the device.

Le present appareil est conforme aux CNR d'Industrie Canada applicables aux appareils radio exempts de licence. L'exploitation est autorisee aux deux conditions suivantes:

- (1) l'appareil ne doit pas produire de brouillage, et
- (2) l'utilisateur de l'appareil doit accepter tout brouillage radioelectrique subi, meme si le brouillage est susceptible d'en

### **Radiation Exposure Statement**

This device complies with the ISED radiation exposure limit set forth for an uncontrolled environment. This device should be installed and operated with minimum distance 20cm between the radiator & your body.

Cet équipement est conforme avec l'exposition aux radiations ISED définies pour un environnement non contrôlé. Cet équipement doit être installé et utilisé à une distance minimum de 20 cm entre le radiateur et votre corps.



## **FCC Requirements for Operation in the United States**

### **Federal Communications Commission (FCC) Compliance Notice:**

**For MAX BR1 Mini HW3 (FCC ID: U8G-P1MT01)**

### **Federal Communication Commission Interference Statement**

Any changes or modifications not expressly approved by the party responsible for compliance could void your authority to operate the equipment.

This equipment has been tested and found to comply with the limits for a Class A digital device, pursuant to part 15 of the FCC Rules. These limits are designed to provide reasonable protection against harmful interference when the equipment is operated in a commercial environment. This equipment generates, uses, and can radiate radio frequency energy and, if not installed and used in accordance with the instruction manual, it may cause harmful interference to radio communications. Operation of this equipment in a residential area is likely to cause harmful interference, in which case the user will be required to correct the interference at his own expense.

This device complies with Part 15 of the FCC Rules. Operation is subject to the following two conditions:

- (1) this device may not cause harmful interference and
- (2) this device must accept any interference received, including interference that may cause undesired operation.

### **Radiation Exposure Statement**

This equipment complies with FCC RF radiation exposure limits set forth for an uncontrolled environment. This equipment should be installed and operated with a minimum distance of 20 cm between the radiator and your body.

### **Industry Canada Statement (MAX BR1 Mini, IC: 20682-P1MT01)**

This product meets the applicable Innovation, Science and Economic Development Canada technical specifications.

Le présent produit est conforme aux spécifications techniques applicables d'Innovation, Sciences et Développement économique Canada.

This device contains licence-exempt transmitter(s)/receiver(s) that comply with Innovation, Science and Economic Development Canada's licence-exempt RSS(s). Operation is subject to the following two conditions:

- (1) This device may not cause interference.
- (2) This device must accept any interference, including interference that may cause undesired operation of the device.

Le present appareil est conforme aux CNR d'Industrie Canada applicables aux appareils radio ex-empts de licence. L'exploitation est autorisee aux deux conditions suivantes:

- (1) l'appareil ne doit pas produire de brouillage, et
- (2) l'utilisateur de l'appareil doit accepter tout brouillage radioelectrique subi, meme si le brouillage est susceptible d'en

(i) The device for operation in the band 5150–5250 MHz is only for indoor use to reduce the potent for harmful interference to co-channel mobile satellite systems;

(ii) For devices with detachable antenna(s), the maximum antenna gain permitted for devices in the band 5725-5850 MHz shall be such that the equipment still complies with the e.i.r.p. limits as appropriate; (detachable antenna only) ; and

The high-power radars are allocated as primary users (i.e. priority users) of the band 5725-5850 MHz and that these radars could cause interference and/or damage to LE-LAN devices.

(iii) For devices with detachable antenna(s), the maximum antenna gain permitted for devices in the band 5725-5850 MHz shall be such that the equipment still complies with the e.i.r.p. limits specified for point-to-point and non-point-to-point operation as appropriate.

(i) Le dispositif fonctionnant dans la bande 5150-5250 MHz est réservé uniquement pour une utilisation à l'intérieur afin de réduire les risques de brouillage préjudiciable aux systèmes de satellites mobiles utilisant les mêmes canaux;

(ii) Le gain maximal d'antenne permis pour les dispositifs avec antenne(s) amovible(s) utilisant la bande 5725-5850 MHz doit se conformer à la limitation P.I.R.E spécifiée pour l'exploitation point à point et non point à point, selon le cas.

En outre, les utilisateurs devraient aussi être avisés que les utilisateurs de radars de haute puissance sont désignés utilisateurs principaux (c.-à-d., qu'ils ont la priorité) pour les bandes 5725-5850 MHz et que ces radars pourraient causer du brouillage et/ou des dommages aux dispositifs LAN-EL.

(iii) Le gain maximal d'antenne permis pour les dispositifs avec antenne(s) amovible(s) utilisant la bande 5725-5850 MHz doit se conformer à la limitation P.I.R.E spécifiée pour l'exploitation

point à point et non point à point.

### **Radiation Exposure Statement**

This equipment complies with ISED RF radiation exposure limits set forth for an uncontrolled environment. This equipment should be installed and operated with a minimum distance of 20 cm between the radiator and your body.

Cet appareil doit être installé et utilisé avec une distance minimale de 20cm entre l'émetteur et votre corps. Cet appareil et sa ou ses antennes ne doivent pas être co-localisés ou fonctionner en conjonction avec tout autre antenne ou transmetteur.

This radio transmitter IC: 20682-P1MT01 has been approved by Innovation, Science and Economic Development Canada to operate with the antenna types listed below, with the maximum permissible gain indicated. Antenna types not included in this list that have a gain greater than the maximum gain indicated for any type listed are strictly prohibited for use with this device.

WIFI Antenna type: Omni-directional

WIFI Antenna gain: 2.4GHz / 3.15 dBi

5150 ~ 5250 MHz / 3.29 dBi

5725 ~ 5850 MHz / 4.76 dBi

Cet émetteur radio IC : 20682-P1MT01 a été approuvé par Innovation, Sciences et Développement économique Canada pour fonctionner avec les types d'antennes répertoriés ci-dessous, avec le gain maximal autorisé indiqué. Les types d'antenne non inclus dans cette liste qui ont un gain supérieur au gain maximum indiqué pour tout type répertorié sont strictement interdits pour une utilisation avec cet appareil.

Type d'antenne WIFI : omnidirectionnelle

Gain de l'antenne Wi-Fi : 2.4 GHz / 3.15 dBi


5150 ~ 5250 MHz / 3.29 dBi

5725 ~ 5850 MHz / 4.76 dBi

**CE Statement for Pepwave Routers ( MAX BR1 Mini HW3 for EC25-E & LN920A6-WW )**

## DECLARATION OF CONFORMITY

We affirm the electrical equipment manufactured by us fulfils the requirements of the Radio Equipment Directive 2014/53/EU.

Name of manufacturer	PISMO LABS TECHNOLOGY LIMITED
Contact information of the manufacturer	A8, 5/F, HK Spinners Industrial. Building., Phase 6, 481 Castle Peak Road, Cheung Sha Wan, Kowloon, Hong Kong tel. (852) 2990 7600, fax. (852) 3007 0588 e-mail: cs@peplink.com
Description of the appliance	Peplink Pepwave Wireless Product
Model name of the appliance	MAX BR1 Mini MAX-BR1-MINI-LTE-E-T-PRM MAX-BR1-MINI-LTEA-B-T-PRM MAX-BR1-MINI-LTE-E-DC-T-PRM MAX-BR1-MINI-LTEA-B-DC-T-PRM
Trade name of the appliance	  <b>PEPWAVE</b>

The construction of the appliance is in accordance with the following standards:

EN 301 908-1 V15.1.1  
EN 300 328 V2.2.2  
EN 301 893 V2.1.1  
EN 303 413 V1.2.1  
EN 62311: 2020  
EN 301 489-1 V2.2.3  
EN 301 489-17 V3.2.4  
EN 301 489-52 V1.2.1  
Draft EN 301 489-19 V2.2.0  
EN 55032: 2015 + A11:2020  
EN 55035: 2017 + A11:2020  
EN 61000-3-2: 2019 + A1:2021  
EN 61000-3-3: 2013 + A1:2019  
EN 62368-1:2020 + A11:2020

Yours sincerely,



Antony Chong  
Director of Hardware Engineering  
Peplink International Limited

	AT	BE	BG	HR	CY	CZ	DK	EE	FI	FR	DE	EL	HU	IE
	IT	LV	LT	LU	MT	NL	PL	PT	RO	SK	SI	ES	SE	UK(NI)

**2.4GHz ( 2412 - 2472 MHz ) : 19.95 dBm**

**5GHz ( 5150 - 5250 MHz ) : 22.65 dBm**

**WWAN : Refer 3GPP TS 36.521 -1 ( UE Power class )**

**EC25-E module:**

Output Power	Class 3 (23dBm±2dB) for LTE FDD Class 3 (23dBm±2dB) for LTE TDD Class 3 (24dBm +1/-3dB) for TD-SCDMA Class 3 (24dBm +1/-3dB) for UMTS Class E2 (27dBm ±3dB) for EDGE 850/900MHz Class E2 (26dBm +3/-4dB) for EDGE 1800/1900MHz Class 4 (33dBm ±2dB) for GSM 850/900MHz Class 1 (30dBm ±2dB) for GSM 1800/1900MHz
--------------	---

**LN920A6-WW module:**

Band	Power class
3G WCDMA	Class 3 (0.2W)
LTE All Bands (except B41)	Class 3 (0.2W)
LTE Band41 (HPUE support)	Class 2 (0.4W)


This equipment complies with CE radiation exposure limits set forth for an uncontrolled environment. This equipment should be installed and operated with a minimum distance of 20cm between the radiator & your body.

This equipment is restricted to indoor use only when operating in the 5150 to 5250 MHz frequency range in above countries.

**contact as: <https://www.peplink.com/>**

**UK Statement for Pepwave Routers ( MAX BR1 Mini HW3 for EC25-E & LN920A6-WW )**

## UK DECLARATION OF CONFORMITY

Name of manufacturer	PISMO LABS TECHNOLOGY LIMITED
Contact information of the manufacturer	A8, 5/F, HK Spinners Industrial. Building., Phase 6, 481 Castle Peak Road, Cheung Sha Wan, Kowloon, Hong Kong tel. (852) 2990 7600, fax. (852) 3007 0588 e-mail: cs@peplink.com
Description of the appliance	Peplink Pepwave Wireless Product
Model name of the appliance	MAX BR1 Mini MAX-BR1-MINI-LTE-E-T-PRM MAX-BR1-MINI-LTEA-B-T-PRM MAX-BR1-MINI-LTE-E-DC-T-PRM MAX-BR1-MINI-LTEA-B-DC-T-PRM
Trade name of the appliance	



We declare under sole responsibilities that the above product conforms to the applicable requirements of following relevant UK legislation and designed standards.

### UK legislation

Radio Equipment Regulations 2017

### UK Designed Standard

EN 301 908-1 V15.1.1  
EN 300 328 V2.2.2  
EN 301 893 V2.1.1  
EN 303 413 V1.2.1

### Other Standards Applied

EN 62311: 2020  
EN 301 489-1 V2.2.3  
EN 301 489-17 V3.2.4  
EN 301 489-52 V1.2.1  
Draft EN 301 489-19 V2.2.0  
EN 55032: 2015 + A11:2020  
EN 55035: 2017 + A11:2020  
EN 61000-3-2: 2019 + A1:2021  
EN 61000-3-3: 2013 + A1:2019  
EN 62368-1:2020 + A11:2020

Yours sincerely,



Antony Chong  
Director of Hardware Engineering  
Peplink International Limited

## NCC statement

### For MAX BR1 Mini (HW3)

減少電磁波影響，請妥適使用。

取得審驗證明之低功率射頻器材，非經核准，公司、商號或使用者均不得擅自變更頻率、加大功率或變更原設計之特性及功能。

低功率射頻器材之使用不得影響飛航安全及干擾合法通信；經發現有干擾現象時，應立即停用，並改善至無干擾時方得繼續使用。

前述合法通信，指依電信管理法規定作業之無線電通信。

低功率射頻器材須忍受合法通信或工業、科學及醫療用電波輻射性電機設備之干擾。

應避免影響附近雷達系統之操作。

高增益指向性天線只得應用於固定式點對點系統。

電波功率密度 MPE標準值: 0.9 mW/cm<sup>2</sup>，送測產品實測值: 0.118 mW/cm<sup>2</sup>，建議使用時設備天線至少距離人體20公分。

分頻雙工(FDD)：

本設備- WCDMA 2100 (Band 1) FDD支援LTE上行1920MHz -1980MHz \ 下行2110MHz -2170MHz。

本設備- WCDMA 900 (Band 8) FDD支援LTE上行1885MHz -915MHz \ 下行930MHz -960MHz。

本設備- LTE 2100 (Band 1) FDD支援LTE上行1920MHz -1980MHz \ 下行2110MHz -2170MHz。

本設備- LTE 1800 (Band 3) FDD支援LTE上行1710MHz -1770MHz \ 下行1805MHz -1865MHz。

本設備- LTE 2600 (Band 7) FDD支援LTE上行2500MHz ~ 2570MHz \ 下行2620MHz ~ 2690MHz。

本設備- LTE 900 (Band 8) FDD支援LTE上行885MHz -915MHz \ 下行930MHz -960MHz。

本設備- LTE 700 (Band 28) FDD支援LTE上行703MHz -748MHz \ 下行758MHz -803MHz。

分時雙工(TDD)：

本設備- LTE 2600 (Band 38) TDD支援頻段(2570MHz ~ 2620MHz)。

本設備- LTE 2600 (Band 41) TDD支援頻段(2500MHz ~ 2690MHz)。

為避免電磁干擾，本產品不應安裝或使用於住宅環境。

如果更換不正確之電池型式會有爆炸的風險，請依製造商說明書處理用過之電池。

## **FCC Requirements for Operation in the United States**

### **Federal Communications Commission (FCC) Compliance Notice:**

#### **For MAX 700**

#### **Federal Communication Commission Interference Statement**

This equipment has been tested and found to comply with the limits for a Class A digital device, pursuant to Part 15 of the FCC Rules. These limits are designed to provide reasonable protection against harmful interference when the equipment is operated in a commercial environment. This equipment generates, uses, and can radiate radio frequency energy, and if it is not installed and used in accordance with the instruction manual, it may cause harmful interference to radio communications. Operation of this equipment in a residential area is likely to cause harmful interference, in which case the user will be required to correct the interference at his own expense.

Any changes or modifications not expressly approved by the party responsible for compliance could void your authority to operate the equipment.

#### **Radiation Exposure Statement**

This equipment complies with FCC RF radiation exposure limits set forth for an uncontrolled environment. This equipment should be installed and operated with a minimum distance of 22 centimeters between the radiator and your body.

**For MAX HD2 IP67, MAX HD2 Mini, MAX HD2 Dome, MAX HD4 IP67, MAX**

**BR1 ENT, MAX BR1 M2M, SpeedFusion Engine**

### **Federal Communication Commission Interference Statement**

This equipment has been tested and found to comply with the limits for a Class A digital device, pursuant to Part 15 of the FCC Rules. These limits are designed to provide reasonable protection against harmful interference when the equipment is operated in a commercial environment. This equipment generates, uses, and can radiate radio frequency energy, and if it is not installed and used in accordance with the instruction manual, it may cause harmful interference to radio communications. Operation of this equipment in a residential area is likely to cause harmful interference, in which case the user will be required to correct the interference at his own expense.

Any changes or modifications not expressly approved by the party responsible for compliance could void your authority to operate the equipment.

### **Radiation Exposure Statement**

This equipment complies with FCC RF radiation exposure limits set forth for an uncontrolled environment. This equipment should be installed and operated with a minimum distance of 20 centimeters between the radiator and your body.

### **Industry Canada Statement (MAX HD2 IP67, MAX HD2 Mini, MAX HD2 Dome, MAX HD4 IP67, MAX BR1 ENT, MAX BR1 M2M, SpeedFusion Engine)**

This product meets the applicable Innovation, Science and Economic Development Canada technical specifications.

Le présent produit est conforme aux spécifications techniques applicables d'Innovation, Sciences et Développement économique Canada.

This device contains licence-exempt transmitter(s)/receiver(s) that comply with Innovation, Science and Economic Development Canada's licence-exempt RSS(s). Operation is subject to the following two conditions:

- (1) This device may not cause interference.
- (2) This device must accept any interference, including interference that may cause undesired operation of the device.

Le present appareil est conforme aux CNR d'Industrie Canada applicables aux appareils radio exempts de licence. L'exploitation est autorisee aux deux conditions suivantes:

- (1) l'appareil ne doit pas produire de brouillage, et
- (2) l'utilisateur de l'appareil doit accepter tout brouillage radioelectrique subi, meme si le brouillage est susceptible d'en

### **Radiation Exposure Statement**

This device complies with the ISED radiation exposure limit set forth for an uncontrolled environment. This device should be installed and operated with minimum distance 20cm between the radiator & your body.

Cet équipement est conforme avec l'exposition aux radiations ISED définies pour un environnement non contrôlé. Cet équipement doit être installé et utilisé à une distance minimum de 20 cm entre le radiateur et votre corps.

### **Battery Caution Statement (MAX HD2 IP67, MAX HD2 Mini, MAX HD1 Dome, MAX HD2 Dome, MAX HD4 IP67, MAX BR1 ENT)**

Risk of explosion if the battery replaced by an incorrect type, place the battery into fire, a hot oven, extremely high temperature or low air pressure surrounding environment, the leakage of flammable liquid or gas, and mechanically crushing or cutting of the battery.

**CE Statement for Pepwave Routers ( MAX HD2 IP67 )**

## DECLARATION OF CONFORMITY

We affirm the electrical equipment manufactured by us fulfils the requirements of the Radio Equipment Directive 2014/53/EU.

Name of manufacturer	PISMO LABS TECHNOLOGY LIMITED
Contact information of the manufacturer	A8, 5/F, HK Spinners Industrial Building, Phase 6, 481 Castle Peak Road, Cheung Sha Wan, Hong Kong tel. (852) 2990 7600, fax. (852) 3007 0588 e-mail: cs@peplink.com
Description of the appliance	PEPWAVE / PEPLINK Wireless Product
Model name of the appliance	MAX HD2 IP67 HD2 IP67 MAX HD2 LTEA IP67 OM2 Pismo 807 MAX-HD2-M-LTEA-W-RM-IP67 MAX HD2 LTE IP67 Pepwave MAX HD2 IP67
Trade name of the appliance	PEPWAVE / PEPLINK

The construction of the appliance is in accordance with the following standards:

EN 301 908-1 V11.1.1  
EN 303 413 V1.1.1  
Draft ETSI EN 301 489-1 V2.2.0  
Draft ETSI EN 301 489-52 V1.1.0  
ETSI EN 301 489-19 V2.1.1  
EN 55032: 2015 + AC:2016  
EN 61000-3-2: 2014  
EN 61000-3-3: 2013  
EN 55035 : 2017  
EN 62311 : 2008  
EN 62368-1:2014+A11:2017

Yours sincerely,



Antony Chong  
Director of Hardware Engineering  
Peplink International Limited



	AT	BE	BG	HR	CY	CZ	DK	EE	FI	FR	DE	EL	HU	IE
	IT	LV	LT	LU	MT	NL	PL	PT	RO	SK	SI	ES	SE	UK(NI)

**WWAN : Refer 3GPP TS 36.521 -1 ( UE Power class )**

**Table 4-6: Conducted Tx (Transmit) Power Tolerances**

Parameter	Conducted transmit power	Notes
<b>LTE</b>		
LTE Band 1,3,8,20	+23 dBm ± 1 dB	
LTE Band 7	+22 dBm ± 1 dB	
<b>UMTS</b>		
Band 1 (IMT 2100 12.2 kbps) Band 3 (UMTS 1800 12.2 kbps) Band 8 (UMTS 900 12.2 kbps)	+23 dBm ± 1 dB	Connectorized (Class 3)

This equipment complies with CE radiation exposure limits set forth for an uncontrolled environment. This equipment should be installed and operated with a minimum distance of 20cm between the radiator & your body.

**contact as:** <https://www.peplink.com/>

**CE Statement for Pepwave Routers ( MAX HD1 Dome )**

## DECLARATION OF CONFORMITY

We affirm the electrical equipment manufactured by us fulfils the requirements of the Radio Equipment Directive 2014/53/EU.

Name of manufacturer	PISMO LABS TECHNOLOGY LIMITED
Contact information of the manufacturer	A8, 5/F, HK Spinners Industrial. Building., Phase 6, 481 Castle Peak Road, Cheung Sha Wan, Kowloon, Hong Kong tel. (852) 2990 7600, fax. (852) 3007 0588 e-mail: cs@peplink.com
Description of the appliance	PEPWAVE / PEPLINK Wireless Product
Model name of the appliance	Pepwave MAX HD1 Dome MAX HD1 Dome MAX HD1 Dome LTEA Pepwave MAX HD1 Dome LTEA MAX-HD1-DOM-M-GLTE-G
Trade name of the appliance	PEPWAVE / PEPLINK

The construction of the appliance is in accordance with the following standards:

EN 301 908-1 V13.1.1  
EN 303 413 V1.1.1  
EN 62311 : 2008  
EN 301 489-1 V2.2.3  
EN 301 489-19 V2.1.1  
Draft EN 301 489-52 V1.1.0  
EN 55032: 2015 + A11:2020  
EN 55035: 2017  
EN 61000-3-2: 2019  
EN 61000-3-3:2013 +A1:2019  
EN 62368-1:2014 + A11:2017 (Second Edition)  
IEC 60950-22(ed.2)

Yours sincerely,



Antony Chong  
Director of Hardware Engineering  
Peplink International Limited

	AT	BE	BG	HR	CY	CZ	DK	EE	FI	FR	DE	EL	HU	IE
	IT	LV	LT	LU	MT	NL	PL	PT	RO	SK	SI	ES	SE	UK(NI)

**WWAN : Refer 3GPP TS 36.521 -1 ( UE Power class )**

Band	Power class
3G WCDMA	Class 3 (0.2W)
LTE All Bands	Class 3 (0.2W)

This equipment complies with CE radiation exposure limits set forth for an uncontrolled environment. This equipment should be installed and operated with a minimum distance of 20cm between the radiator & your body.

**contact as:** <https://www.peplink.com/>

**UK Statement for Pepwave Routers ( MAX HD1 Dome )**

**UK DECLARATION OF CONFORMITY**

Name of manufacturer	PISMO LABS TECHNOLOGY LIMITED
Contact information of the manufacturer	A8, 5/F, HK Spinners Ind. Bldg., Phase 6, 481 Castle Peak Road, Cheung Sha Wan, Kowloon, Hong Kong tel. (852) 2990 7600, fax. (852) 3007 0588 e-mail: cs@peplink.com
Description of the appliance	PEPWAVE / PEPLINK Wireless Product
Model name of the appliance	Pepwave MAX HD1 Dome MAX HD1 Dome MAX HD1 Dome LTEA Pepwave MAX HD1 Dome LTEA MAX-HD1-DOM-M-GLTE-G
Trade name of the appliance	PEPWAVE / PEPLINK

We declare under sole responsibilities that the above product conforms to the applicable requirements of following relevant UK legislation and designed standards.

### UK legislation

Radio Equipment Regulations 2017

### UK Designed Standard

EN 301 908-1 V13.1.1  
EN 303 413 V1.1.1

### Other Standards Applied

EN 62311: 2008  
EN 301 489-1 V2.2.3  
EN 301 489-19 V2.1.1  
Draft EN 301 489-52 V1.1.0  
EN 55032: 2015 + A11:2020  
EN 55035: 2017  
EN 61000-3-2: 2019  
EN 61000-3-3: 2013 + A1:2019  
EN 62368-1:2014 + A11:2017 (Second Edition)  
IEC 60950-22(ed.2)

Yours sincerely,



Antony Chong  
Director of Hardware Engineering  
Peplink International Limited





**CE Statement for Pepwave Routers ( MAX HD2 Dome )**

## DECLARATION OF CONFORMITY

We affirm the electrical equipment manufactured by us fulfils the requirements of the Radio Equipment Directive 2014/53/EU.

Name of manufacturer	PISMO LABS TECHNOLOGY LIMITED
Contact information of the manufacturer	A8, 5/F, HK Spinners Industrial. Building., Phase 6, 481 Castle Peak Road, Cheung Sha Wan, Kowloon, Hong Kong tel. (852) 2990 7600, fax. (852) 3007 0588 e-mail: cs@peplink.com
Description of the appliance	PEPWAVE / PEPLINK Wireless Product
Model name of the appliance	Pepwave MAX HD1 Dome MAX HD1 Dome Peplink MAX HD1 Dome MAX HD1 Dome LTEA Pepwave MAX HD1 Dome LTEA Peplink MAX HD1 Dome LTEA MAX HD2 Dome Pepwave MAX HD2 Dome Peplink MAX HD2 Dome MAX HD2 Dome LTEA MAX-HD2-DOM-M-LTEA-K Peplink MAX HD2 Dome LTEA Pepwave MAX HD2 Dome LTEA Pismo825
Trade name of the appliance	PEPWAVE / PEPLINK



The construction of the appliance is in accordance with the following standards:

EN 301 908-1 V13.1.1  
EN 303 413 V1.1.1  
EN 62311 : 2008  
EN 301 489-1 V2.2.3  
EN 301 489-19 V2.1.1  
Draft EN 301 489-52 V1.1.0  
EN 55032: 2015 + AC:2016-07  
EN 55035: 2017  
EN 61000-3-2: 2019  
EN 61000-3-3: 2019  
EN 62368-1:2014 + A11:2017  
IEC 60950-22(ed.2)

Yours sincerely,



Antony Chong  
Director of Hardware Engineering  
Peplink International Limited

	AT	BE	BG	HR	CY	CZ	DK	EE	FI	FR	DE	EL	HU	IE
	IT	LV	LT	LU	MT	NL	PL	PT	RO	SK	SI	ES	SE	UK(NI)

**WWAN : Refer 3GPP TS 36.521 -1 ( UE Power class )**

**Table 3-6: Conducted Tx (Transmit) Power Tolerances**

Bands	Conducted Tx power	Notes
<b>LTE</b>		
LTE bands 1,3,8,20,28	+23 dBm $\pm$ 1 dB	
LTE bands 7	Single cell: +22 dBm $\pm$ 1 dB UL CA: +22.8 dBm $\pm$ 1 dB	0.8 dB offset for UL CA hardcoded by chipset manufacturer

This equipment complies with CE radiation exposure limits set forth for an uncontrolled environment. This equipment should be installed and operated with a minimum distance of 20cm between the radiator & your body.

**contact as:** <https://www.peplink.com/>

**CE Statement for Pepwave Routers ( MAX BR1 ESN )**

**DECLARATION OF CONFORMITY**

We affirm the electrical equipment manufactured by us fulfils the requirements of the Radio Equipment Directive 2014/53/EU.

Name of manufacturer	PISMO LABS TECHNOLOGY LIMITED
Contact information of the manufacturer	A8, 5/F, HK Spinners Industrial. Building., Phase 6, 481 Castle Peak Road, Cheung Sha Wan, Kowloon, Hong Kong tel. (852) 2990 7600, fax. (852) 3007 0588 e-mail: cs@peplink.com
Description of the appliance	PEPWAVE / PEPLINK Wireless Product
Model name of the appliance	MAX BR1 ESN MAX BR1 ESN LTEA Pepwave MAX BR1 ESN Pepwave MAX BR1 ESN LTEA Peplink MAX BR1 ESN Peplink MAX BR1 ESN LTEA MAX-BR1-ESN-LTEA-K-T
Trade name of the appliance	PEPWAVE / PEPLINK

The construction of the appliance is in accordance with the following standards:

EN 301 908-1 V11.1.1  
EN 300 328 V2.2.2  
EN 303 413 V1.1.1  
EN 62311 : 2008  
EN 301 489-1 V2.2.3  
Draft EN 301 489-17 V3.2.0  
EN 301 489-19 V2.1.1  
Draft EN 301 489-52 V1.1.0  
EN 55032: 2015 + AC:2016-07  
EN 55035: 2017  
EN 61000-3-2: 2014  
EN 61000-3-3: 2013  
EN 62368-1:2014 + A11:2017

Yours sincerely,



Antony Chong  
Director of Hardware Engineering  
Peplink International Limited

	AT	BE	BG	HR	CY	CZ	DK	EE	FI	FR	DE	EL	HU	IE
	IT	LV	LT	LU	MT	NL	PL	PT	RO	SK	SI	ES	SE	UK(NI)

**2.4GHz ( 2412 - 2472 MHz ) : 19.78 dBm**

**WWAN : Refer 3GPP TS 36.521 -1 ( UE Power class )**

Table 3-6: Conducted Tx (Transmit) Power Tolerances

Bands	Conducted Tx power	Notes
LTE		
LTE bands 1,3,20	+23 dBm $\pm$ 1 dB	
LTE bands 7	Single cell: +22 dBm $\pm$ 1 dB UL CA: +22.8 dBm $\pm$ 1 dB	0.8 dB offset for UL CA hardcoded by chipset manufacturer

This equipment complies with CE radiation exposure limits set forth for an uncontrolled environment. This equipment should be installed and operated with a minimum distance of 20cm between the radiator & your body.

**contact as: <https://www.peplink.com/>**

## **FCC Requirements for Operation in the United States**

### **Federal Communications Commission (FCC) Compliance Notice:**

#### **For MAX HD4**

#### **Federal Communication Commission Interference Statement**

This equipment has been tested and found to comply with the limits for a Class A digital device, pursuant to Part 15 of the FCC Rules. These limits are designed to provide reasonable protection against harmful interference when the equipment is operated in a commercial environment. This equipment generates, uses, and can radiate radio frequency energy, and if it is not installed and used in accordance with the instruction manual, it may cause harmful interference to radio communications. Operation of this equipment in a residential area is likely to cause harmful interference, in which case the user will be required to correct the interference at his own expense.

Any changes or modifications not expressly approved by the party responsible for compliance could void your authority to operate the equipment.

#### **Radiation Exposure Statement**

This equipment complies with FCC RF radiation exposure limits set forth for an uncontrolled environment. This equipment should be installed and operated with a minimum distance of 40 centimeters between the radiator and your body.

#### **Industry Canada Statement (MAX HD4)**

This product meets the applicable Innovation, Science and Economic Development Canada technical specifications.

Le present produit est conforme aux specifications techniques applicables d'Innovation, Sciences et Developpement economique Canada.

This device contains licence-exempt transmitter(s)/receiver(s) that comply with Innovation, Science and Economic Development Canada's licence-exempt RSS(s). Operation is subject to the following two conditions

(1) This device may not cause interference.

(2) This device must accept any interference, including interference that may cause undesired operation of the device.

Le present appareil est conforme aux CNR d'Industrie Canada applicables aux appareils radio ex- empts de licence. L'exploitation est autorisee aux deux conditions suivantes

(1) l'appareil ne doit pas produire de brouillage, et

(2) l'utilisateur de l'appareil doit accepter tout brouillage radioelectrique subi, meme si le brouillage est susceptible d'en

(i) The device for operation in the band 5150-5250 MHz is only for indoor use to reduce the potential for harmful interference to co-channel mobile satellite systems;

(ii) For devices with detachable antenna(s), the maximum antenna gain permitted for devices in the band 5725-5850 MHz shall be such that the equipment still complies with the e.i.r.p. limits specified for point-to-point and non-point-to-point operation as appropriate; and

The high-power radars are allocated as primary users (i.e. priority users) of the band 5725-5850 MHz and that these radars could cause interference and/or damage to LE-LAN devices.

(i) Le dispositif fonctionnant dans la bande 5150-5250 MHz est reserve uniquement pour une utilisation a l'interieur afin de reduire les risques de brouillage prejudiciable aux systemes de satellites mobiles utilisant les memes canaux;

(ii) Le gain maximal d'antenne permis pour les dispositifs avec antenne(s) amovible(s) utilisant la bande 5725-5850 MHz doit se conformer a la limitation P.I.R.E specifiee pour l'exploitation point a point et non point a point, selon le cas.

En outre, les utilisateurs devraient aussi etre avises que les utilisateurs de radars de haute puissance sont designes utilisateurs principaux (c.-a-d., qu'ils ont la priorite) pour les bande 5725-5850 MHz et que ces radars pourraient causer du brouillage et/ou des dommages aux dispositifs LAN-EL.

### **Radiation Exposure Statement**

This device complies with the ISED radiation exposure limit set forth for an uncontrolled environment. This device should be installed and operated with minimum distance 40cm between the radiator & your body.

Cet equipement est conforme avec l'exposition aux radiations ISED definies pour un environnement non controle. Cet equipement doit etre installe et utilise a une distance minimum de 40 cm entre le radiateur et votre corps.

### **Battery Caution Statement (MAX HD4)**

Risk of explosion if the battery replaced by an incorrect type, place the battery into fire, a hot oven, extremely high temperature or low air pressure surrounding environment, the leakage of flammable liquid or gas, and mechanically crushing or cutting of the battery.



**CE Statement for Pepwave Routers ( MAX HD4 )**

## DECLARATION OF CONFORMITY

We affirm the electrical equipment manufactured by us fulfils the requirements of the Radio Equipment Directive 2014/53/EU.

Name of manufacturer	PISMO LABS TECHNOLOGY LIMITED
Contact information of the manufacturer	A8, 5/F, HK Spinners Ind. Bldg., Phase 6, 481 Castle Peak Road, Cheung Sha Wan, Kowloon, Hong Kong tel. (852) 2990 7600, fax. (852) 3007 0588 e-mail: cs@peplink.com
Description of the appliance	Pepwave / Peplink / Pismo Wireless Product
Model name of the appliance	MAX HD4, MAX HD4 LTE, MAX HD4 LTEA PISMO803AC
Trade name of the appliance	Pepwave / Peplink / Pismo

The construction of the appliance is in accordance with the following standards:

EN 300 328 V2.1.1  
EN 301 893 V2.1.1  
EN 301908-1 V11.1.1  
EN 300 440 V2.1.1  
EN 303 413 V1.1.1  
EN 301 489-1 V2.1.1  
Final Draft EN 301 489-3 V2.1.1  
EN 301 489-17 V3.1.1  
Draft EN 301 489-52 V1.1.0  
EN 55032:2015  
EN 61000-3-2: 2014  
EN 61000-3-3: 2013  
EN 55024:2010+A1:2015  
EN 50385:2017  
EN 60950-1:2006+A11: 2009+A1:2010+A12:2011+A2:2013

Yours sincerely,

A handwritten signature in blue ink, followed by a circular purple stamp. The stamp contains the text "PEPLINK INTERNATIONAL LIMITED" around the perimeter.

Keith Chau  
General Manager  
Peplink International Limited

	AT	BE	BG	HR	CY	CZ	DK	EE	FI	FR	DE	EL	HU	IE
	IT	LV	LT	LU	MT	NL	PL	PT	RO	SK	SI	ES	SE	UK(NI)

**2.4GHz ( 2412 - 2472 MHz ) : 18.87 dBm**

**5GHz ( 5150 - 5250 MHz & 5725 - 5850 MHz ) : 19.13 dBm**

**WWAN : Refer 3GPP TS 36.521 -1 ( UE Power class )**

**Table 4-6: Conducted Tx (Transmit) Power Tolerances**

Parameter	Conducted transmit power	Notes
<b>LTE</b>		
LTE Band 1,3,8,20	+23 dBm ± 1 dB	
LTE Band 7	+22 dBm ± 1 dB	
<b>UMTS</b>		
Band 1 (IMT 2100 12.2 kbps) Band 8 (UMTS 900 12.2 kbps)	+23 dBm ± 1 dB	Connectorized (Class 3)

This equipment complies with CE radiation exposure limits set forth for an uncontrolled environment. This equipment should be installed and operated with a minimum distance of 20cm between the radiator & your body.

This equipment is restricted to indoor use only when operating in the 5150 to 5250 MHz frequency range in above countries.

**contact as: <https://www.peplink.com/>**

**CE Statement for Pepwave Routers ( MAX HD4 IP67 )**

## DECLARATION OF CONFORMITY

We affirm the electrical equipment manufactured by us fulfils the requirements of the Radio Equipment Directive 2014/53/EU.

Name of manufacturer	Pismo Labs Technology Limited
Contact information of the manufacturer	Unit A5, 5/F, HK Spinners Ind. Bldg., Phase 6, 481 Castle Peak Road, Cheung Sha Wan, Kowloon, Hong Kong tel. (852) 2990 7600, fax. (852) 3007 0588 e-mail: cs@peplink.com
Description of the appliance	Pepwave / Peplink / Pismo Wireless Product
Model name of the appliance	MAX HD4 IP67, MAX HD4 LTE IP67, MAX HD4 LTEA IP67
Trade name of the appliance	Pepwave / Peplink / Pismo

The construction of the appliance is in accordance with the following standards:

EN 301908-1 V11.1.1  
EN 303 413 V1.1.1  
EN 301 489-1 V2.1.1  
EN 301 489-19 V2.1.0  
EN 301 489-52 V1.1.0  
EN 55032:2015  
EN 61000-3-2: 2014  
EN 61000-3-3: 2013  
EN 55024:2010+A1:2015  
EN 50385:2017  
EN 60950-1:2006+A11: 2009+A1:2010+A12:2011+A2:2013

Yours sincerely,

A handwritten signature in blue ink, followed by a circular blue ink stamp. The stamp contains the text "PEPLINK INTERNATIONAL LIMITED" around the perimeter.

Keith Chau  
General Manager  
Peplink International Limited

	AT	BE	BG	HR	CY	CZ	DK	EE	FI	FR	DE	EL	HU	IE
	IT	LV	LT	LU	MT	NL	PL	PT	RO	SK	SI	ES	SE	UK(NI)

**WWAN : Refer 3GPP TS 36.521 -1 ( UE Power class )**

**Table 4-6: Conducted Tx (Transmit) Power Tolerances**

Parameter	Conducted transmit power	Notes
<b>LTE</b>		
LTE Band 1,3,8,20	+23 dBm ± 1 dB	
LTE Band 7	+22 dBm ± 1 dB	
<b>UMTS</b>		
Band 1 (IMT 2100 12.2 kbps) Band 8 (UMTS 900 12.2 kbps)	+23 dBm ± 1 dB	Connectorized (Class 3)

This equipment complies with CE radiation exposure limits set forth for an uncontrolled environment. This equipment should be installed and operated with a minimum distance of 20cm between the radiator & your body.

**contact as:** <https://www.peplink.com/>

**CE Statement for Pepwave Routers ( SpeedFusion Engine )**

## DECLARATION OF CONFORMITY

We affirm the electrical equipment manufactured by us fulfils the requirements of the Radio Equipment Directive 2014/53/EU.

Name of manufacturer	PISMO LABS TECHNOLOGY LIMITED
Contact information of the manufacturer	A8, 5/F, HK Spinners Ind. Bldg., Phase 6, 481 Castle Peak Road, Cheung Sha Wan, Kowloon, Hong Kong tel. (852) 2990 7600, fax. (852) 3007 0588 e-mail: cs@peplink.com
Description of the appliance	Pepwave / Peplink / Pismo Labs Wireless Product
Model name of the appliance	SpeedFusion Engine, SpeedFusion Engine ET, SpeedFusion Engine ST
Trade name of the appliance	Pepwave / Peplink / Pismo



The construction of the appliance is in accordance with the following standards:

EN 301 908-1 V11.1.1

EN 303 413 V1.1.1

Draft EN 301 489-1 V2.2.0

Draft EN 301 489-19 V2.1.0

Draft EN 301 489-52 V1.1.0

EN 62311:2008

EN 60950-1:2006 +A11: 2009+A1:2010+A12:2011+A2:2013

Yours sincerely,

A handwritten signature in blue ink, followed by a circular purple stamp. The stamp contains the text "PEPLINK INTERNATIONAL LIMITED" around the perimeter.

Keith Chau  
General Manager  
Peplink International Limited

	AT	BE	BG	HR	CY	CZ	DK	EE	FI	FR	DE	EL	HU	IE
	IT	LV	LT	LU	MT	NL	PL	PT	RO	SK	SI	ES	SE	UK(NI)

**WWAN : Refer 3GPP TS 36.521 -1 ( UE Power class )**

**MC7455 module:**

**Table 4-6: Conducted Tx (Transmit) Power Tolerances**

Parameter	Conducted transmit power	Notes
<b>LTE</b>		
LTE Band 1,3,8,20	+23 dBm $\pm$ 1 dB	
LTE Band 7	+22 dBm $\pm$ 1 dB	
<b>UMTS</b>		
Band 1 (IMT 2100 12.2 kbps) Band 8 (UMTS 900 12.2 kbps)	+23 dBm $\pm$ 1 dB	Connectorized (Class 3)

**EC25-E module:**

<b>Output Power</b>	Class 3 (23dBm $\pm$ 2dB) for LTE FDD Class 3 (23dBm $\pm$ 2dB) for LTE TDD Class 3 (24dBm +1/-3dB) for TD-SCDMA Class 3 (24dBm +1/-3dB) for UMTS Class E2 (27dBm $\pm$ 3dB) for EDGE 850/900MHz Class E2 (26dBm +3/-4dB) for EDGE 1800/1900MHz Class 4 (33dBm $\pm$ 2dB) for GSM 850/900MHz Class 1 (30dBm $\pm$ 2dB) for GSM 1800/1900MHz
---------------------	--

This equipment complies with CE radiation exposure limits set forth for an uncontrolled environment. This equipment should be installed and operated with a minimum distance of 20cm between the radiator & your body.

**contact as: <https://www.peplink.com/>**

## **FCC Requirements for Operation in the United States**

### **Federal Communications Commission (FCC) Compliance Notice:**

#### **For MAX Transit, MAX Transit Duo**

#### **Federal Communication Commission Interference Statement**

This equipment has been tested and found to comply with the limits for a Class A digital device, pursuant to Part 15 of the FCC Rules. These limits are designed to provide reasonable protection against harmful interference when the equipment is operated in a commercial environment. This equipment generates, uses, and can radiate radio frequency energy, and if it is not installed and used in accordance with the instruction manual, it may cause harmful interference to radio communications. Operation of this equipment in a residential area is likely to cause harmful interference, in which case the user will be required to correct the interference at his own expense.

Any changes or modifications not expressly approved by the party responsible for compliance could void your authority to operate the equipment.

This transmitter must not be co-located or operating in conjunction with any other antenna or transmitter.

Operations in the 5.15-5.25GHz band are restricted to indoor usage only.

#### **Radiation Exposure Statement**

This equipment complies with FCC RF radiation exposure limits set forth for an uncontrolled environment. This equipment should be installed and operated with a minimum distance of 24 centimeters between the radiator and your body.

#### **Industry Canada Statement (MAX Transit, MAX Transit Duo)**

This product meets the applicable Innovation, Science and Economic Development Canada technical specifications.

Le présent produit est conforme aux spécifications techniques applicables d'Innovation, Sciences et Développement économique Canada.

This device contains licence-exempt transmitter(s)/receiver(s) that comply with Innovation, Science and Economic Development Canada's licence-exempt RSS(s). Operation is subject to the following two conditions:

- (1) This device may not cause interference.
- (2) This device must accept any interference, including interference that may cause undesired operation of the device.

Le present appareil est conforme aux CNR d'Industrie Canada applicables aux appareils radio ex- empts de licence. L'exploitation est autorisee aux deux conditions suivantes:

(1) l'appareil ne doit pas produire de brouillage, et

(2) l'utilisateur de l'appareil doit accepter tout brouillage radioelectrique subi, meme si le brouillage est susceptible d'en

(i) The device for operation in the band 5150-5250 MHz is only for indoor use to reduce the potential for harmful interference to co-channel mobile satellite systems;

(ii) For devices with detachable antenna(s), the maximum antenna gain permitted for devices in the band 5725-5850 MHz shall be such that the equipment still complies with the e.i.r.p. limits specified for point-to-point and non-point-to-point operation as appropriate; and

The high-power radars are allocated as primary users (i.e. priority users) of the band 5725-5850 MHz and that these radars could cause interference and/or damage to LE-LAN devices.

(i) Le dispositif fonctionnant dans la bande 5150-5250 MHz est reserve uniquement pour une utilisation a l'interieur afin de reduire les risques de brouillage prejudiciable aux systemes de satellites mobiles utilisant les memes canaux;

(ii) Le gain maximal d'antenne permis pour les dispositifs avec antenne(s) amovible(s) utilisant la bande 5725-5850 MHz doit se conformer a la limitation P.I.R.E specifiee pour l'exploitation point a point et non point a point, selon le cas.

En outre, les utilisateurs devraient aussi etre avises que les utilisateurs de radars de haute puissance sont designes utilisateurs principaux (c.-a-d., qu'ils ont la priorite) pour les bande 5725-5850 MHz et que ces radars pourraient causer du brouillage et/ou des dommages aux dispositifs LAN-EL.

## **Radiation Exposure Statement**

This device complies with the ISED radiation exposure limit set forth for an uncontrolled environment. This device should be installed and operated with minimum distance 30cm between the radiator & your body.

Cet equipement est conforme avec l'exposition aux radiations ISED definies pour un environnement non controle. Cet equipement doit etre installe et utilise a une distance minimum de 30 cm entre le radiateur et votre corps.

## **Battery Caution Statement**

Risk of explosion if the battery replaced by an incorrect type, place the battery into fire, a hot oven, extremely high temperature or low air pressure surrounding environment, the leakage of flammable liquid or gas, and mechanically crushing or cutting of the battery.

**CE Statement for Pepwave Routers ( MAX Transit / MAX Transit Duo For EM7565 )**

## DECLARATION OF CONFORMITY

We affirm the electrical equipment manufactured by us fulfils the requirements of the Radio Equipment Directive 2014/53/EU.

Name of manufacturer	PISMO LABS TECHNOLOGY LIMITED
Contact information of the manufacturer	A8, 5/F, HK Spinners Industrial Building., Phase 6, 481 Castle Peak Road, Cheung Sha Wan, Kowloon, Hong Kong tel. (852) 2990 7600, fax. (852) 3007 0588 e-mail: cs@peplink.com
Description of the appliance	PEPWAVE / PEPLINK Wireless Product
Model name of the appliance	MAX Transit MAX-TST-LTEA-K-T MAX-TST-LTEA-K-T-PRM MAX Transit LTEA Pepwave MAX Transit Pepwave MAX Transit LTEA MAX Transit Duo MAX Transit Duo LTEA MAX-TST-DUO-LTEA-K-T MAX-TST-DUO-LTEA-K-T-PRM Pepwave MAX Transit Duo Pepwave MAX Transit Duo LTEA
Trade name of the appliance	PEPWAVE / PEPLINK

The construction of the appliance is in accordance with the following standards:

EN 300 328 V2.2.2  
EN 301 893 V2.1.1  
EN 301 908-1 V13.1.1  
EN 301 489-1 V2.2.3  
EN 301 489-19 V2.1.1  
EN 301 489-17 V3.1.1  
Draft EN 301 489-52 V1.1.0  
EN 55032 : 2015 / AC : 2016  
EN 61000-3-2: 2014  
EN 61000-3-3: 2013  
EN 55035 : 2017  
EN 62311 : 2008  
EN 62368-1:2014+A11:2017 (Second Edition)  
EN 303 413 V1.1.1

Yours sincerely,



Antony Chong  
Director of Hardware Engineering  
Peplink International Limited

	AT	BE	BG	HR	CY	CZ	DK	EE	FI	FR	DE	EL	HU	IE
	IT	LV	LT	LU	MT	NL	PL	PT	RO	SK	SI	ES	SE	UK(NI)

**2.4GHz ( 2412 - 2472 MHz ) : 18.68 dBm**

**5GHz ( 5150 - 5250 MHz ) : 18.19 dBm**

**WWAN : Refer 3GPP TS 36.521 -1 ( UE Power class )**

**Table 3-6: Conducted Tx (Transmit) Power Tolerances**

Bands	Conducted Tx power	Notes
<b>LTE</b>		
LTE bands 1,3,8,20,28	+23 dBm $\pm$ 1 dB	
LTE bands 7	Single cell: +22 dBm $\pm$ 1 dB UL CA: +22.8 dBm $\pm$ 1 dB	0.8 dB offset for UL CA hardcoded by chipset manufacturer

This equipment complies with CE radiation exposure limits set forth for an uncontrolled environment. This equipment should be installed and operated with a minimum distance of 20cm between the radiator & your body.

This equipment is restricted to indoor use only when operating in the 5150 to 5250 MHz frequency range in above countries.

**contact as: <https://www.peplink.com/>**



**CE Statement for Pepwave Routers ( MAX Transit For LM960A18 )**

**DECLARATION OF CONFORMITY**


We affirm the electrical equipment manufactured by us fulfils the requirements of the Radio Equipment Directive 2014/53/EU.

Name of manufacturer	PISMO LABS TECHNOLOGY LIMITED
Contact information of the manufacturer	A8, 5/F, HK Spinners Industrial Building., Phase 6, 481 Castle Peak Road, Cheung Sha Wan, Kowloon, Hong Kong tel. (852) 2990 7600, fax. (852) 3007 0588 e-mail: cs@peplink.com
Description of the appliance	PEPWAVE / PEPLINK Wireless Product
Model name of the appliance	MAX Transit Pepwave MAX Transit MAX-TST-GLTE-G-T-PRM
Trade name of the appliance	PEPWAVE / PEPLINK

The construction of the appliance is in accordance with the following standards:

EN 300 328 V2.2.2  
EN 301 893 V2.1.1  
EN 301 908-1 V13.1.1  
EN 301 489-1 V2.2.3  
EN 301 489-19 V2.1.1  
EN 301 489-17 V3.1.1  
Draft EN 301 489-52 V1.1.0  
EN 55032 : 2015 + AC : 2016  
EN 61000-3-2: 2014  
EN 61000-3-3: 2013  
EN 55035 : 2017  
EN 62311 : 2008  
EN 62368-1:2014+A11:2017 (Second Edition)  
EN 303 413 V1.1.1

Yours sincerely,



Antony Chong  
Director of Hardware Engineering  
Peplink International Limited

	AT	BE	BG	HR	CY	CZ	DK	EE	FI	FR	DE	EL	HU	IE
	IT	LV	LT	LU	MT	NL	PL	PT	RO	SK	SI	ES	SE	UK(NI)

**2.4GHz ( 2412 - 2472 MHz ) : 18.68 dBm**

**5GHz ( 5150 - 5250 MHz ) : 18.19 dBm**

**WWAN : Refer 3GPP TS 36.521 -1 ( UE Power class )**

Band	Power class
3G WCDMA	Class 3 (0.2W)
LTE All Bands	Class 3 (0.2W)

This equipment complies with CE radiation exposure limits set forth for an uncontrolled environment. This equipment should be installed and operated with a minimum distance of 20cm between the radiator & your body.

This equipment is restricted to indoor use only when operating in the 5150 to 5250 MHz frequency range in above countries.

**contact as: <https://www.peplink.com/>**

## **FCC Requirements for Operation in the United States**

### **Federal Communications Commission (FCC) Compliance Notice:**

#### **For MAX Transit Mini**

#### **Federal Communication Commission Interference Statement**

This equipment has been tested and found to comply with the limits for a Class A digital device, pursuant to Part 15 of the FCC Rules. These limits are designed to provide reasonable protection against harmful interference when the equipment is operated in a commercial environment. This equipment generates, uses, and can radiate radio frequency energy, and if it is not installed and used in accordance with the instruction manual, it may cause harmful interference to radio communications. Operation of this equipment in a residential area is likely to cause harmful interference, in which case the user will be required to correct the interference at his own expense.

Any changes or modifications not expressly approved by the party responsible for compliance could void your authority to operate the equipment.

#### **Radiation Exposure Statement**

This equipment complies with FCC RF radiation exposure limits set forth for an uncontrolled environment. This equipment should be installed and operated with a minimum distance of 20 centimeters between the radiator and your body.

#### **Industry Canada Statement (MAX Transit Mini)**

This product meets the applicable Innovation, Science and Economic Development Canada technical specifications.

Ce produit répond aux spécifications techniques applicables à l'innovation, Science et Développement économique Canada.

#### **Radiation Exposure Statement**

This device complies with the ISED radiation exposure limit set forth for an uncontrolled environment. This device should be installed and operated with minimum distance 20cm between the radiator & your body.

Cet équipement est conforme avec l'exposition aux radiations ISED définies pour un environnement non contrôlé. Cet équipement doit être installé et utilisé à une distance minimum de 20 cm entre le radiateur et votre corps.

This radio transmitter has been approved by Innovation, Science and Economic Development Canada to operate with the antenna types listed below, with the maximum permissible gain indicated. Antenna types not included in this list that have a gain greater than the maximum gain indicated for any type listed are strictly prohibited for use with this device.

Antenna types Replacement Antenna  
Antenna gain (in dBi) 5.33 dBi

Innovation, Sciences et Développement économique Canada a approuvé l'utilisation de ce transmetteur radio avec les types d'antenne énumérés ci-dessous, le gain maximal admissible étant indiqué. Les types d'antennes non inclus dans cette liste qui ont un gain supérieur au gain maximal indiqué pour tout type liste sont strictement interdits pour une utilisation avec cet appareil.

Types d'antennes Replacement Antenna  
Gain d'antenne (en dBi) 5.33 dBi

**CE Statement for Pepwave Routers ( MAX Transit Mini )**

## DECLARATION OF CONFORMITY

We affirm the electrical equipment manufactured by us fulfils the requirements of the Radio Equipment Directive 2014/53/EU.

Name of manufacturer	PISMO LABS TECHNOLOGY LIMITED
Contact information of the manufacturer	A8, 5/F, HK Spinners Industrial Building Phase 6, 481 Castle Peak Road Cheung Sha Wan Hong Kong tel. (852) 2990 7600, fax. (852) 3007 0588 e-mail: cs@peplink.com
Description of the appliance	PEPWAVE / PEPLINK Wireless Product
Model name of the appliance	MAX Transit Mini MAX TST Mini MAX-TST-MINI-LTE-E-T MAX TST MINI LTE MAX Transit Mini LTE Pismo930 Lite MAX Transit Mini Lte MAX-Transit-Mini Max Transit Mini LTE Pismo930LITER5 Pismo 930LITER5 Max transit mini MAX Transit Mini LTEA MAX-TST-MINI-LTEA-W-T
Trade name of the appliance	PEPWAVE / PEPLINK

The construction of the appliance is in accordance with the following standards:

EN 300 328 V2.2.2  
EN 303 413 V1.1.1  
EN 301908-1 V11.1.1  
Draft EN 301 489-1 V2.2.1  
Draft EN 301 489-17 V3.2.0  
Draft EN 301 489-52 V1.1.0  
EN 55032: 2015 + AC:2016-07  
EN 61000-3-2: 2014  
EN 61000-3-3: 2013  
EN 55035 : 2017  
EN 62311 : 2008  
EN 62368-1:2014/A11:2017  
EN 301 489-19 V2.1.1

Yours sincerely,



Antony Chong  
Director of Hardware Engineering  
Peplink International Limited



	AT	BE	BG	HR	CY	CZ	DK	EE	FI	FR	DE	EL	HU	IE
	IT	LV	LT	LU	MT	NL	PL	PT	RO	SK	SI	ES	SE	UK(NI)

**2.4GHz ( 2412 - 2472 MHz ) : 19.78 dBm**

**WWAN : Refer 3GPP TS 36.521 -1 ( UE Power class )**

Output Power	Class 3 (23dBm±2dB) for LTE FDD Class 3 (23dBm±2dB) for LTE TDD Class 3 (24dBm +1/-3dB) for TD-SCDMA Class 3 (24dBm +1/-3dB) for UMTS Class E2 (27dBm ±3dB) for EDGE 850/900MHz Class E2 (26dBm +3/-4dB) for EDGE 1800/1900MHz Class 4 (33dBm ±2dB) for GSM 850/900MHz Class 1 (30dBm ±2dB) for GSM 1800/1900MHz
--------------	--

This equipment complies with CE radiation exposure limits set forth for an uncontrolled environment. This equipment should be installed and operated with a minimum distance of 20 cm between the radiator & your body.

**contact as: <https://www.peplink.com/>**

## **FCC Requirements for Operation in the United States Federal Communications Commission (FCC) Compliance Notice:**

### **For MAX BR1 PRO, UBR LTE**

#### **Federal Communication Commission Interference Statement**

This equipment has been tested and found to comply with the limits for a Class A digital device, pursuant to Part 15 of the FCC Rules. These limits are designed to provide reasonable protection against harmful interference when the equipment is operated in a commercial environment. This equipment generates, uses, and can radiate radio frequency energy, and if it is not installed and used in accordance with the instruction manual, it may cause harmful interference to radio communications. Operation of this equipment in a residential area is likely to cause harmful interference, in which case the user will be required to correct the interference at his own expense.

Any changes or modifications not expressly approved by the party responsible for compliance could void your authority to operate the equipment.

#### **Radiation Exposure Statement**

This equipment complies with FCC RF radiation exposure limits set forth for an uncontrolled environment. This equipment should be installed and operated with a minimum distance of 23 centimeters between the radiator and your body.

#### **Industry Canada Statement (MAX BR1 PRO, UBR LTE)**

This product meets the applicable Innovation, Science and Economic Development Canada technical specifications.

Le présent produit est conforme aux spécifications techniques applicables d'Innovation, Sciences et Développement économique Canada.

This device contains licence-exempt transmitter(s)/receiver(s) that comply with Innovation, Science and Economic Development Canada's licence-exempt RSS(s). Operation is subject to the following two conditions:

- (1) This device may not cause interference.
- (2) This device must accept any interference, including interference that may cause undesired operation of the device.

Le présent appareil est conforme aux CNR d'Industrie Canada applicables aux appareils radio exempts de licence. L'exploitation est autorisée aux deux conditions suivantes:

- (1) l'appareil ne doit pas produire de brouillage, et
- (2) l'utilisateur de l'appareil doit accepter tout brouillage radioélectrique subi, même si le brouillage est susceptible d'en

For licence exempt equipment with detachable antennas, the user manual shall also contain the following notice in a conspicuous location:

This radio transmitter 20682-P1941 has been approved by Innovation, Science and Economic Development Canada to operate with the antenna types listed below, with the maximum permissible gain indicated. Antenna types not included in this list that have a gain greater than the maximum gain indicated for any type listed are strictly prohibited for use with this device.

WIFI Antenna type: Replacement Antenna  
 WIFI Antenna gain: 2.4GHz | 2.44 dBi , 5GHz | 4.73 dBi  
 LTE Antenna type: Replacement Antenna (04-410055-00)  
 LTE Antenna gain: 4 dBi  
 LTE Antenna type: Replacement Antenna (04-410093-01)  
 LTE Antenna gain: 4.38 dBi

(i) The device for operation in the band 5150–5250 MHz is only for indoor use to reduce the potent for harmful interference to co-channel mobile satellite systems;

(ii) For devices with detachable antenna(s), the maximum antenna gain permitted for devices in the band 5725-5850 MHz shall be such that the equipment still complies with the e.i.r.p. limits as appropriate; (detachable antenna only) ; and

The high-power radars are allocated as primary users (i.e. priority users) of the band 5725-5850 MHz and that these radars could cause interference and/or damage to LE-LAN devices.

(iii) where applicable, antenna type(s), antenna models(s), and worst-case tilt angle(s) necessary to remain compliant with the e.i.r.p. elevation mask requirement set forth in section 6.2.2.3 shall be clearly indicated.

(i) Le dispositif fonctionnant dans la bande 5150-5250 MHz est reserve uniquement pour utilisation a l'interieur afin de reduire les risques de brouillage prejudiciable aux systemes de satellites mobiles utilisant les memes canaux;

(ii) Le gain maximal d'antenne permis pour les dispositifs avec antenne(s) amovible(s) utilisant la bande 5725-5850 MHz doit se conformer à la limitation P.I.R.E spécifiée pour l'exploitation point à point et non point à point, selon le cas. (antenne détachable uniquement)

En outre, les utilisateurs devraient aussi etre avises que les utilisateurs de radars de haute puissance sont designes utilisateurs principaux (c.-a-d., qu'ils ont la priorite) pour les bande 5725-5850 MHz et que ces radars pourraient causer du brouillage et/ou des dommages aux dispositifs LAN-EL.

(iii) En outre, les utilisateurs devraient aussi etre avises que les utilisateurs de radars de haute puissance sont designes utilisateurs principaux (c.-a-d., qu'ils ont la priorite) pour les bande 5725-5850 MHz et

### **Radiation Exposure Statement**

This device complies with the ISED radiation exposure limit set forth for an uncontrolled environment. This device should be installed and operated with minimum distance 23 cm between the radiator & your body.

Cet équipement est conforme avec l'exposition aux radiations ISED définies pour un environnement non contrôlé. Cet équipement doit être installé et utilisé à une distance minimum de 23 cm entre le radiateur et votre corps.



The construction of the appliance is in accordance with the following standards:

EN 300 328 V2.1.1  
EN 301 893 V2.1.1  
EN 303 413 V1.1.1  
EN 301 908-1 V11.1.1  
EN 301 489-1 V2.1.1  
EN 301 489-19 V2.1.1  
EN 301 489-17 V3.1.1  
Draft EN 301 489-52 V1.1.0  
EN 55032: 2015 + AC:2016  
EN 61000-3-3: 2013  
EN 61000-3-2: 2014  
EN 55035 : 2017  
EN 62311 : 2008  
EN 62368-1:2014/A11:2017

Yours sincerely,



Antony Chong  
Director of Hardware Engineering  
Peplink International Limited

	AT	BE	BG	HR	CY	CZ	DK	EE	FI	FR	DE	EL	HU	IE
	IT	LV	LT	LU	MT	NL	PL	PT	RO	SK	SI	ES	SE	UK(NI)

**2.4GHz ( 2412 - 2472 MHz ) : 19.94 dBm**

**5GHz ( 5150 - 5250 MHz ) : 20.34 dBm**

**WWAN : Refer 3GPP TS 36.521 -1 ( UE Power class )**

Output Power	Class 3 (23dBm±2dB) for LTE FDD Class 3 (23dBm±2dB) for LTE TDD Class 3 (24dBm +1/-3dB) for TD-SCDMA Class 3 (24dBm +1/-3dB) for UMTS Class E2 (27dBm ±3dB) for EDGE 850/900MHz Class E2 (26dBm +3/-4dB) for EDGE 1800/1900MHz Class 4 (33dBm ±2dB) for GSM 850/900MHz Class 1 (30dBm ±2dB) for GSM 1800/1900MHz
--------------	---

This equipment complies with CE radiation exposure limits set forth for an uncontrolled environment. This equipment should be installed and operated with a minimum distance of 20cm between the radiator & your body.

This equipment is restricted to indoor use only when operating in the 5150 to 5250 MHz frequency range in above countries.

**contact as: <https://www.peplink.com/>**



**FCC Requirements for Operation in the United States  
Federal Communications Commission (FCC) Compliance Notice:**

**For MAX BR1 IP55, MAX BR2 IP55**

**Federal Communication Commission Interference Statement**

This equipment has been tested and found to comply with the limits for a Class A digital device, pursuant to Part 15 of the FCC Rules. These limits are designed to provide reasonable protection against harmful interference when the equipment is operated in a commercial environment. This equipment generates, uses, and can radiate radio frequency energy, and if it is not installed and used in accordance with the instruction manual, it may cause harmful interference to radio communications. Operation of this equipment in a residential area is likely to cause harmful interference, in which case the user will be required to correct the interference at his own expense.

Any changes or modifications not expressly approved by the party responsible for compliance could void your authority to operate the equipment.

**Radiation Exposure Statement**

This equipment complies with FCC RF radiation exposure limits set forth for an uncontrolled environment. This equipment should be installed and operated with a minimum distance of 20 centimeters between the radiator and your body.

**CE Statement for Pepwave Routers ( MAX BR1 IP55 )**

## DECLARATION OF CONFORMITY

We affirm the electrical equipment manufactured by us fulfils the requirements of the Radio Equipment Directive 2014/53/EU.

Name of manufacturer	PISMO LABS TECHNOLOGY LIMITED
Contact information of the manufacturer	A8, 5/F, HK Spinners Ind. Bldg., Phase 6, 481 Castle Peak Road, Cheung Sha Wan, Kowloon, Hong Kong tel. (852) 2990 7600, fax. (852) 3007 0588 e-mail: cs@peplink.com
Description of the appliance	PEPWAVE / PEPLINK Wireless Product
Model name of the appliance	MAX BR1 IP55 MAX BR1 LTE IP55 MAX BR1 LTEA IP55
Trade name of the appliance	PEPWAVE / PEPLINK

The construction of the appliance is in accordance with the following standards:

EN 55032:2015  
EN 55024:2010+A1:2015  
EN 61000-3-2: 2014  
EN 61000-3-3: 2013  
Draft EN 301 489-1 V2.2.0  
Draft EN 301 489-17 V3.2.0  
Draft EN 301 489-52 V1.1.0  
EN 300 328 V2.1.1  
EN 301 893 V2.1.1  
EN 301 908-1 V11.1.1  
EN 300 440 V2.1.1  
EN 62311: 2008  
EN 60950-1:2006+A11:2009+A1:2010+A12:2011+A2:2013

Yours sincerely,

A handwritten signature in blue ink, followed by a circular blue stamp. The stamp contains the text "PEPLINK INTERNATIONAL LIMITED" around the perimeter.

Keith Chau  
General Manager  
Peplink International Limited

	AT	BE	BG	HR	CY	CZ	DK	EE	FI	FR	DE	EL	HU	IE
	IT	LV	LT	LU	MT	NL	PL	PT	RO	SK	SI	ES	SE	UK(NI)

**2.4GHz ( 2412 - 2472 MHz ) : 18.16 dBm**

**5GHz ( 5150 - 5250 MHz ) : 20.32 dBm**

**5GHz ( 5725 - 5850 MHz ) : 13.00 dBm**

**WWAN : Refer 3GPP TS 36.521 -1 ( UE Power class )**

**Table 4-6: Conducted Tx (Transmit) Power Tolerances**

Parameter	Conducted transmit power	Notes
<b>LTE</b>		
LTE Band 1,3,8,20	+23 dBm ± 1 dB	
LTE Band 7	+22 dBm ± 1 dB	
<b>UMTS</b>		
Band 1 (IMT 2100 12.2 kbps) Band 8 (UMTS 900 12.2 kbps)	+23 dBm ± 1 dB	Connectorized (Class 3)

This equipment complies with CE radiation exposure limits set forth for an uncontrolled environment. This equipment should be installed and operated with a minimum distance of 50cm between the radiator & your body.

This equipment is restricted to indoor use only when operating in the 5150 to 5250 MHz frequency range in above countries.

**contact as: <https://www.peplink.com/>**

**CE Statement for Pepwave Routers ( MAX BR2 IP55 )**

## DECLARATION OF CONFORMITY

We affirm the electrical equipment manufactured by us fulfils the requirements of the Radio Equipment Directive 2014/53/EU.

Name of manufacturer	Pismo Labs Technology Limited
Contact information of the manufacturer	Unit A5, 5/F, HK Spinners Ind. Bldg., Phase 6, 481 Castle Peak Road, Cheung Sha Wan, Kowloon, Hong Kong tel. (852) 2990 7600, fax. (852) 3007 0588 e-mail: cs@peplink.com
Description of the appliance	Pepwave / Peplink / Pismo Wireless Product
Model name of the appliance	MAX BR2 IP55, MAX BR2 LTE IP55
Trade name of the appliance	Pepwave / Peplink / Pismo

The construction of the appliance is in accordance with the following standards:

EN 55032:2015  
EN 55024:2010+A1:2015  
EN 61000-3-2: 2014  
EN 61000-3-3: 2013  
EN 301 489-1 V2.2.0  
EN 301 489-17 V3.2.0  
EN 301 489-52 V1.1.0  
EN 300 328 V2.1.1  
EN 301 893 V2.1.1  
EN 301 908-1 V11.1.1  
EN 300 440 V2.1.1  
EN 62311: 2008  
EN 60950-1:2006+A11:2009+A1:2010+A12:2011+A2:2013

Yours sincerely,

A handwritten signature in blue ink, followed by a circular purple stamp. The stamp contains the text "PEPLINK INTERNATIONAL LIMITED" around the perimeter.

Keith Chau  
General Manager  
Peplink International Limited

	AT	BE	BG	HR	CY	CZ	DK	EE	FI	FR	DE	EL	HU	IE
	IT	LV	LT	LU	MT	NL	PL	PT	RO	SK	SI	ES	SE	UK(NI)

**2.4GHz ( 2412 - 2472 MHz ) : 18.99 dBm**

**5GHz ( 5150 - 5250 MHz ) : 22.95 dBm**

**5GHz ( 5725 - 5850 MHz ) : 12.80 dBm**

**WWAN : Refer 3GPP TS 36.521 -1 ( UE Power class )**

**Table 4-6: Conducted Tx (Transmit) Power Tolerances**

Parameter	Conducted transmit power	Notes
<b>LTE</b>		
LTE Band 1,3,8,20	+23 dBm ± 1 dB	
LTE Band 7	+22 dBm ± 1 dB	
<b>UMTS</b>		
Band 1 (IMT 2100 12.2 kbps) Band 8 (UMTS 900 12.2 kbps)	+23 dBm ± 1 dB	Connectorized (Class 3)

This equipment complies with CE radiation exposure limits set forth for an uncontrolled environment. This equipment should be installed and operated with a minimum distance of 50cm between the radiator & your body.

This equipment is restricted to indoor use only when operating in the 5150 to 5250 MHz frequency range in above countries.

**contact as: <https://www.peplink.com/>**



## **FCC Requirements for Operation in the United States**

### **Federal Communications Commission (FCC) Compliance Notice:**

#### **For MAX Transit Pro E / MAX Transit LTEA (FCC ID: U8G-P1835)**

#### **FCC 15.21:**

Any changes or modifications not expressly approved by the party responsible for compliance could void your authority to operate the equipment.

#### **FCC 15.105**

This equipment has been tested and found to comply with the limits for a Class A digital device, pursuant to part 15 of the FCC Rules. These limits are designed to provide reasonable protection against harmful interference when the equipment is operated in a commercial environment. This equipment generates, uses, and can radiate radio frequency energy and, if not installed and used in accordance with the instruction manual, it may cause harmful interference to radio communications. Operation of this equipment in a residential area is likely to cause harmful interference, in which case the user will be required to correct the interference at his own expense.

#### **RF exposure warning**

This equipment must be installed and operated in accordance with provided instructions and the antenna(s) used for this transmitter must be installed to provide a separation distance of at least 20 cm from all persons and must not be co-located or operating in conjunction with any other antenna or transmitter. End-users and installers must be provided with antenna installation instructions and transmitter operating conditions for satisfying RF exposure compliance.

## ICES Statement

This product meets the applicable Innovation, Science and Economic Development Canada technical specifications.

Le présent produit est conforme aux spécifications techniques applicables d'Innovation, Sciences et Développement économique Canada.

This device contains licence-exempt transmitter(s)/receiver(s) that comply with Innovation, Science and Economic Development Canada's licence-exempt RSS(s). Operation is subject to the following two conditions:

1. This device may not cause interference.
2. This device must accept any interference, including interference that may cause undesired operation of the device.

Le present appareil est conforme aux CNR d'Industrie Canada applicables aux appareils radio exempts de licence.

L'exploitation est autorisée aux deux conditions suivantes:

1. l'appareil ne doit pas produire de brouillage, et
2. l'utilisateur de l'appareil doit accepter tout brouillage radioélectrique subi, même si le brouillage est susceptible d'en

## RF exposure warning

This device complies with the ISED radiation exposure limit set forth for an uncontrolled environment. This device should be installed and operated with minimum distance 20cm between the radiator & your body. This transmitter must not be co-located or operating in conjunction with any other antenna or transmitter.

Cet équipement est conforme avec l'exposition aux radiations ISED définies pour un environnement non contrôlé. Cet équipement doit être installé et utilisé à une distance minimum de 20 cm entre le radiateur et votre corps. Cet émetteur ne doit pas être colocalisées ou opérant en conjonction avec une autre antenne ou transmetteur.

This radio transmitter IC: 20682-P1835 has been approved by Innovation, Science and Economic Development Canada to operate with the antenna types listed below, with the maximum permissible gain indicated. Antenna types not included in this list that have a gain greater than the maximum gain indicated for any type listed are strictly prohibited for use with this device.

<b>Antenna Type</b>	WLAN: Omni-directional Antenna	
---------------------	--------------------------------	--

<b>Antenna information</b>		
<b>2400 MHz ~ 2483.5 MHz</b>	Peak Gain (dBi)	<Ant. 0>: 2.44 <Ant. 1>: 2.44

<b>Antenna Type</b>	WLAN: Omni-directional Antenna	
---------------------	--------------------------------	--

<b>Antenna information</b>		
<b>5150 MHz ~ 5250 MHz</b>	Peak Gain (dBi)	<Ant. 0>: 4.10 <Ant. 1>: 4.10
<b>5250 MHz ~ 5350 MHz</b>	Peak Gain (dBi)	<Ant. 0>: 4.41 <Ant. 1>: 4.41
<b>5470 MHz ~ 5725 MHz</b>	Peak Gain (dBi)	<Ant. 0>: 4.41 <Ant. 1>: 4.41

<b>Antenna Type</b>	WLAN: Omni-directional Antenna	
---------------------	--------------------------------	--

<b>Antenna information</b>		
<b>5725 MHz ~ 5850 MHz</b>	Peak Gain (dBi)	<Ant. 0>: 4.73 <Ant. 1>: 4.73

Cet émetteur radio IC : 20682-P1835 a été approuvé par Innovation, Sciences et Développement économique Canada doit fonctionner avec les types d'antennes énumérés ci-dessous, avec le gain maximal admissible indiqué. Les types d'antenne non inclus dans cette liste qui ont un gain supérieur au gain maximum indiqué pour tout type répertorié sont strictement interdits pour une utilisation avec cet appareil.

<b>Type d'antenne</b>		WLAN: Omni-directionnelle Antenne
<b>Informations sur l'antenne</b>		
<b>2400 MHz ~ 2483.5 MHz</b>	Gain de crête(dBi)	<Ant. 0>: 2.44 <Ant. 1>: 2.44
<b>Type d'antenne</b>		WLAN: Omni-directionnelle Antenne
<b>Informations sur l'antenne</b>		
<b>5150 MHz ~ 5250 MHz</b>	Gain de crête(dBi)	<Ant. 0>: 4.10 <Ant. 1>: 4.10
<b>5250 MHz ~ 5350 MHz</b>	Gain de crête(dBi)	<Ant. 0>: 4.41 <Ant. 1>: 4.41
<b>5470 MHz ~ 5725 MHz</b>	Gain de crête(dBi)	<Ant. 0>: 4.41 <Ant. 1>: 4.41
<b>Type d'antenne</b>		WLAN: Omni-directionnelle Antenne
<b>Informations sur l'antenne</b>		
<b>5725 MHz ~ 5850 MHz</b>	Gain de crête(dBi)	<Ant. 0>: 4.73 <Ant. 1>: 4.73

## **FCC Requirements for Operation in the United States**

### **Federal Communications Commission (FCC) Compliance Notice:**

**For MAX Transit Pro E (FCC ID: U8G-P1AX09)**

### **Federal Communication Commission Interference Statement**

Any changes or modifications not expressly approved by the party responsible for compliance could void your authority to operate the equipment.

This equipment has been tested and found to comply with the limits for a Class A digital device, pursuant to part 15 of the FCC Rules. These limits are designed to provide reasonable protection against harmful interference when the equipment is operated in a commercial environment. This equipment generates, uses, and can radiate radio frequency energy and, if not installed and used in accordance with the instruction manual, it may cause harmful interference to radio communications. Operation of this equipment in a residential area is likely to cause harmful interference, in which case the user will be required to correct the interference at his own expense.

This device complies with Part 15 of the FCC Rules. Operation is subject to the following two conditions:

- (1) this device may not cause harmful interference and
- (2) this device must accept any interference received, including interference that may cause undesired operation.

### **Radiation Exposure Statement**

This equipment complies with FCC RF radiation exposure limits set forth for an uncontrolled environment. This equipment should be installed and operated with a minimum distance of 20 cm between the radiator and your body.

### **Industry Canada Statement (MAX Transit Pro E, IC: 20682-P1AX09)**

This product meets the applicable Innovation, Science and Economic Development Canada technical specifications.

Le présent produit est conforme aux spécifications techniques applicables d'Innovation, Sciences et Développement économique Canada.

This device contains licence-exempt transmitter(s)/receiver(s) that comply with Innovation, Science and Economic Development Canada's licence-exempt RSS(s). Operation is subject to the following two conditions:

- (1) This device may not cause interference.
- (2) This device must accept any interference, including interference that may cause undesired operation of the device.

Le présent appareil est conforme aux CNR d'Industrie Canada applicables aux appareils radio ex-empts de licence. L'exploitation est autorisée aux deux conditions suivantes:

- (1) l'appareil ne doit pas produire de brouillage, et
- (2) l'utilisateur de l'appareil doit accepter tout brouillage radioélectrique subi, même si le brouillage est susceptible d'en

(i) The device for operation in the band 5150–5250 MHz is only for indoor use to reduce the potential for harmful interference to co-channel mobile satellite systems;

(ii) For devices with detachable antenna(s), the maximum antenna gain permitted for devices in the band 5725-5850 MHz shall be such that the equipment still complies with the e.i.r.p. limits as appropriate; (detachable antenna only) ; and

The high-power radars are allocated as primary users (i.e. priority users) of the band 5725-5850 MHz and that these radars could cause interference and/or damage to LE-LAN devices.

(iii) For devices with detachable antenna(s), the maximum antenna gain permitted for devices in the band 5725-5850 MHz shall be such that the equipment still complies with the e.i.r.p. limits specified for point-to-point and non-point-to-point operation as appropriate.

(i) Le dispositif fonctionnant dans la bande 5150-5250 MHz est réservé uniquement pour une utilisation à l'intérieur afin de réduire les risques de brouillage préjudiciable aux systèmes de satellites mobiles utilisant les mêmes canaux;

(ii) Le gain maximal d'antenne permis pour les dispositifs avec antenne(s) amovible(s) utilisant la bande 5725-5850 MHz doit se conformer à la limitation P.I.R.E spécifiée pour l'exploitation point à point et non point à point, selon le cas.

En outre, les utilisateurs devraient aussi être avisés que les utilisateurs de radars de haute puissance sont désignés utilisateurs principaux (c.-à-d., qu'ils ont la priorité) pour les bandes 5725-5850 MHz et que ces radars pourraient causer du brouillage et/ou des dommages aux dispositifs LAN-EL.

(iii) Le gain maximal d'antenne permis pour les dispositifs avec antenne(s) amovible(s) utilisant la bande 5725-5850 MHz doit se conformer à la limitation P.I.R.E spécifiée pour l'exploitation

point à point et non point à point.

### **Radiation Exposure Statement**

This equipment complies with ISED RF radiation exposure limits set forth for an uncontrolled environment. This equipment should be installed and operated with a minimum distance of 20 cm between the radiator and your body.

Cet appareil doit être installé et utilisé avec une distance minimale de 20cm entre l'émetteur et votre corps. Cet appareil et sa ou ses antennes ne doivent pas être co-localisés ou fonctionner en conjonction avec tout autre antenne ou transmetteur.

This radio transmitter IC: 20682-P1AX09 has been approved by Innovation, Science and Economic Development Canada to operate with the antenna types listed below, with the maximum permissible gain indicated. Antenna types not included in this list that have a gain greater than the maximum gain indicated for any type listed are strictly prohibited for use with this device.

WIFI Antenna type: Omni-directional

WIFI Antenna gain: 2.4GHz / 2.44 dBi

5150 ~ 5250 MHz / 4.10 dBi

5725 ~ 5850 MHz / 4.73 dBi

Cet émetteur radio IC : 20682-P1AX09 a été approuvé par Innovation, Sciences et Développement économique Canada pour fonctionner avec les types d'antennes répertoriés ci-dessous, avec le gain maximal autorisé indiqué. Les types d'antenne non inclus dans cette liste qui ont un gain supérieur au gain maximum indiqué pour tout type répertorié sont strictement interdits pour une utilisation avec cet appareil.

Type d'antenne WIFI : omnidirectionnelle

Gain de l'antenne Wi-Fi : 2.4 GHz / 2.44 dBi

5150 ~ 5250 MHz / 4.10 dBi

5725 ~ 5850 MHz / 4.73 dBi



**CE Statement for Pepwave Routers ( MAX Transit Pro E for LN920A12-WW)**

## DECLARATION OF CONFORMITY

We affirm the electrical equipment manufactured by us fulfils the requirements of the Radio Equipment Directive 2014/53/EU.

Name of manufacturer	PISMO LABS TECHNOLOGY LIMITED
Contact information of the manufacturer	A8, 5/F, HK Spinners Industrial. Building., Phase 6, 481 Castle Peak Road, Cheung Sha Wan, Kowloon, Hong Kong tel. (852) 2990 7600, fax. (852) 3007 0588 e-mail: cs@peplink.com
Description of the appliance	PEPLINK PEPWAVE Wireless Product
Model name of the appliance	MAX Transit Pro E MAX-TST-PROE-DUO-LTEA-Q-T-PRM
Trade name of the appliance	PEPWAVE / PEPLINK

The construction of the appliance is in accordance with the following standards:

EN 301 908-1 V15.1.1  
EN 300 328 V2.2.2  
EN 301 893 V2.1.1  
EN 303 413 V1.2.1  
EN 62311: 2020  
EN 301 489-1 V2.2.3  
EN 301 489-17 V3.2.4  
EN 301 489-52 V1.2.1  
Draft EN 301 489-19 V2.2.0  
EN 55032: 2015 + A1:2020  
EN 55035: 2017 + A11:2020  
EN 61000-3-2: 2014  
EN 61000-3-3: 2013  
EN 62368-1:2020 + A11:2020

Yours sincerely,

A handwritten signature in blue ink, appearing to read 'A. Chong'.

Antony Chong  
Director of Hardware Engineering  
Peplink International Limited

	AT	BE	BG	HR	CY	CZ	DK	EE	FI	FR	DE	EL	HU	IE
	IT	LV	LT	LU	MT	NL	PL	PT	RO	SK	SI	ES	SE	UK(NI)

**2.4GHz ( 2412 - 2472 MHz ) : 19.97 dBm**

**5GHz ( 5150 - 5250 MHz ) : 22.99 dBm**

**LN920A12-WW: WWAN : Refer 3GPP TS 36.521 -1 ( UE Power class )**

Band	Power class
3G WCDMA	Class 3 (0.2W)
LTE All Bands (except B41)	Class 3 (0.2W)
LTE Band41 (HPUE support)	Class 2 (0.4W)

This equipment complies with CE radiation exposure limits set forth for an uncontrolled environment. This equipment should be installed and operated with a minimum distance of 20cm between the radiator & your body.

This equipment is restricted to indoor use only when operating in the 5150 to 5250 MHz frequency range in above countries.

**contact as: <https://www.peplink.com/>**

## **FCC Requirements for Operation in the United States**

### **Federal Communications Commission (FCC) Compliance Notice:**

#### **For MAX Transit Duo Pro**

#### **Federal Communication Commission Interference Statement**

Any changes or modifications not expressly approved by the party responsible for compliance could void your authority to operate the equipment.

This equipment has been tested and found to comply with the limits for a Class A digital device, pursuant to part 15 of the FCC Rules. These limits are designed to provide reasonable protection against harmful interference when the equipment is operated in a commercial environment. This equipment generates, uses, and can radiate radio frequency energy and, if not installed and used in accordance with the instruction manual, it may cause harmful interference to radio communications. Operation of this equipment in a residential area is likely to cause harmful interference, in which case the user will be required to correct the interference at his own expense.

This device complies with Part 15 of the FCC Rules. Operation is subject to the following two conditions:

- (1) this device may not cause harmful interference and
- (2) this device must accept any interference received, including interference that may cause undesired operation.

#### **Radiation Exposure Statement**

This equipment complies with FCC RF radiation exposure limits set forth for an uncontrolled environment. This equipment should be installed and operated with a minimum distance of 20 cm between the radiator and your body.

#### **Industry Canada Statement (MAX Transit Duo Pro)**

This product meets the applicable Innovation, Science and Economic Development Canada technical specifications.

Le présent produit est conforme aux spécifications techniques applicables d'Innovation, Sciences et Développement économique Canada.

This device contains licence-exempt transmitter(s)/receiver(s) that comply with Innovation,

Science and Economic Development Canada's licence-exempt RSS(s). Operation is subject to the following two conditions:

- (1) This device may not cause interference.
- (2) This device must accept any interference, including interference that may cause undesired operation of the device.

Le present appareil est conforme aux CNR d'Industrie Canada applicables aux appareils radio ex-empts de licence. L'exploitation est autorisee aux deux conditions suivantes:

- (1) l'appareil ne doit pas produire de brouillage, et
- (2) l'utilisateur de l'appareil doit accepter tout brouillage radioelectrique subi, meme si le brouillage est susceptible d'en

(i) The device for operation in the band 5150–5250 MHz is only for indoor use to reduce the potent for harmful interference to co-channel mobile satellite systems;

(ii) For devices with detachable antenna(s), the maximum antenna gain permitted for devices in the band 5725-5850 MHz shall be such that the equipment still complies with the e.i.r.p. limits as appropriate; (detachable antenna only) ; and

The high-power radars are allocated as primary users (i.e. priority users) of the band 5725-5850 MHz and that these radars could cause interference and/or damage to LE-LAN devices.

(iii) For devices with detachable antenna(s), the maximum antenna gain permitted for devices in the band 5725-5850 MHz shall be such that the equipment still complies with the e.i.r.p. limits specified for point-to-point and non-point-to-point operation as appropriate.

(i) Le dispositif fonctionnant dans la bande 5150-5250 MHz est réservé uniquement pour une utilisation à l'intérieur afin de réduire les risques de brouillage préjudiciable aux systèmes de satellites mobiles utilisant les mêmes canaux;

(ii) Le gain maximal d'antenne permis pour les dispositifs avec antenne(s) amovible(s) utilisant la bande 5725-5850 MHz doit se conformer à la limitation P.I.R.E spécifiée pour l'exploitation point à point et non point à point, selon le cas.

En outre, les utilisateurs devraient aussi être avisés que les utilisateurs de radars de haute puissance sont désignés utilisateurs principaux (c.-à-d., qu'ils ont la priorité) pour les bandes 5725-5850 MHz et que ces radars pourraient causer du brouillage et/ou des dommages aux dispositifs LAN-EL.

(iii) Le gain maximal d'antenne permis pour les dispositifs avec antenne(s) amovible(s) utilisant la bande 5725-5850 MHz doit se conformer à la limitation P.I.R.E spécifiée pour l'exploitation

point à point et non point à point.

### **Radiation Exposure Statement**

This equipment complies with ISED RF radiation exposure limits set forth for an uncontrolled environment. This equipment should be installed and operated with a minimum distance of 20 cm between the radiator and your body.

Cet appareil doit être installé et utilisé avec une distance minimale de 20cm entre l'émetteur et votre corps. Cet appareil et sa ou ses antennes ne doivent pas être co-localisés ou fonctionner en conjonction avec tout autre antenne ou transmetteur.

This radio transmitter IC: 20682-P1AX11 has been approved by Innovation, Science and Economic Development Canada to operate with the antenna types listed below, with the maximum permissible gain indicated. Antenna types not included in this list that have a gain greater than the maximum gain indicated for any type listed are strictly prohibited for use with this device.

WIFI Antenna type: Omni-directional

WIFI Antenna gain: 2.4GHz / 2.44 dBi

5150 ~ 5250 MHz / 4.1 dBi

5725 ~ 5850 MHz / 4.73 dBi

Cet émetteur radio IC : 20682-P1AX11 a été approuvé par Innovation, Sciences et Développement économique Canada pour fonctionner avec les types d'antennes répertoriés ci-dessous, avec le gain maximal autorisé indiqué. Les types d'antenne non inclus dans cette liste qui ont un gain supérieur au gain maximum indiqué pour tout type répertorié sont strictement interdits pour une utilisation avec cet appareil.

Type d'antenne WIFI : omnidirectionnelle

Gain de l'antenne Wi-Fi : 2.4 GHz / 2.44 dBi

5150 ~ 5250 MHz / 4.1 dBi

5725 ~ 5850 MHz / 4.73 dBi

**CE Statement for Pepwave Routers ( MAX Transit Duo Pro for EM7421 & EM12-G )**

## DECLARATION OF CONFORMITY

We affirm the electrical equipment manufactured by us fulfils the requirements of the Radio Equipment Directive 2014/53/EU.

Name of manufacturer	PISMO LABS TECHNOLOGY LIMITED
Contact information of the manufacturer	A8, 5/F, HK Spinners Industrial. Building., Phase 6, 481 Castle Peak Road, Cheung Sha Wan, Kowloon, Hong Kong tel. (852) 2990 7600, fax. (852) 3007 0588 e-mail: cs@peplink.com
Description of the appliance	PEPWAVE / PEPLINK Wireless Product
Model name of the appliance	MAX Transit Duo Pro MAX Transit Pro MAX-TST-PRO-DUO-LTEA-E-T-PRM MAX-TST-PRO-DUO-LTEA-D-T-PRM
Trade name of the appliance	PEPWAVE / PEPLINK



The construction of the appliance is in accordance with the following standards:

EN 301 908-1 V13.1.1  
EN 300 328 V2.2.2  
EN 301 893 V2.1.1  
EN 303 413 V1.1.1  
EN 62311: 2020  
EN 301 489-1 V2.2.3  
EN 301 489-17 V3.2.4  
EN 301 489-52 V1.2.1  
Draft EN 301 489-19 V2.2.0  
EN 55032: 2015 + A11:2020  
EN 55035: 2017 + A11:2020  
EN 61000-3-2: 2019 + A1:2021  
EN 61000-3-3: 2013 + A1:2019  
EN 62368-1:2020 + A11:2020

Yours sincerely,

A handwritten signature in blue ink, appearing to read 'A. Chong'.

Antony Chong  
Director of Hardware Engineering  
Peplink International Limited

	AT	BE	BG	HR	CY	CZ	DK	EE	FI	FR	DE	EL	HU	IE
	IT	LV	LT	LU	MT	NL	PL	PT	RO	SK	SI	ES	SE	UK(NI)

**2.4GHz ( 2412 - 2472 MHz ) : 19.74 dBm**

**5GHz ( 5150 - 5250 MHz ) : 22.88 dBm**

**EM7421: WWAN : Refer 3GPP TS 36.521 -1 ( UE Power class )**

**Table 3-6: Conducted Tx (Transmit) Power Tolerances**

Bands	Conducted Tx power	Notes
<b>LTE</b>		
LTE bands 1, 3	22.5 dBm $\pm$ 1 dB	
LTE bands 7, 38, 40, 42, 43	22 dBm $\pm$ 1 dB	
LTE bands 8, 20, 28	23 dBm $\pm$ 1 dB	
<b>UMTS</b>		
Band 1 (IMT 2100 12.2 kbps)	23 dBm $\pm$ 1 dB	Connectorized (Class 3)
Band 8 (UMTS 900 12.2 kbps)	23 dBm $\pm$ 1 dB	

**EM12-G: WWAN : Refer 3GPP TS 36.521 -1 ( UE Power class )**

Class 3 (23 dBm  $\pm$ 2 dB) for LTE FDD Bands

Class 3 (23 dBm  $\pm$ 2 dB) for LTE TDD Bands

Class 3 (24 dBm +1/-3 dB) for WCDMA Bands

This equipment complies with CE radiation exposure limits set forth for an uncontrolled environment. This equipment should be installed and operated with a minimum distance of 20cm between the radiator & your body.

This equipment is restricted to indoor use only when operating in the 5150 to 5250 MHz frequency range in above countries.

**contact as: <https://www.peplink.com/>**

**UK Statement for Pepwave Routers ( MAX Transit Duo Pro for EM7421 & EM12-G )**

**UK DECLARATION OF CONFORMITY**

Name of manufacturer	PISMO LABS TECHNOLOGY LIMITED
Contact information of the manufacturer	A8, 5/F, HK Spinners Ind. Bldg., Phase 6, 481 Castle Peak Road, Cheung Sha Wan, Kowloon, Hong Kong tel. (852) 2990 7600, fax. (852) 3007 0588 e-mail: cs@peplink.com
Description of the appliance	PEPWAVE / PEPLINK Wireless Product
Model name of the appliance	MAX Transit Pro MAX-TST-PRO-DUO-LTEA-E-T-PRM MAX-TST-PRO-DUO-LTEA-D-T-PRM
Trade name of the appliance	PEPWAVE / PEPLINK

We declare under sole responsibilities that the above product conforms to the applicable requirements of following relevant UK legislation and designed standards.

### UK legislation

Radio Equipment Regulations 2017

### UK Designed Standard

EN 301 908-1 V15.1.1  
EN 300 328 V2.2.2  
EN 301 893 V2.1.1  
EN 303 413 V1.1.1

### Other Standards Applied

EN 62311: 2020  
EN 301 489-1 V2.2.3  
EN 301 489-17 V3.2.4  
EN 301 489-52 V1.2.1  
Draft EN 301 489-19 V2.2.0  
EN 55032: 2015 + A11:2020  
EN 55035: 2017 + A11:2020  
EN 61000-3-2: 2019 + A1:2021  
EN 61000-3-3: 2013 + A1:2019  
EN 62368-1:2020 + A11:2020

Yours sincerely,



Antony Chong  
Director of Hardware Engineering  
Peplink International Limited



**FCC Requirements for Operation in the United States**  
**Federal Communications Commission (FCC) Compliance Notice:**

**For MAX BR2 Pro**

**Federal Communication Commission Interference Statement**

Any changes or modifications not expressly approved by the party responsible for compliance could void your authority to operate the equipment.

This equipment has been tested and found to comply with the limits for a Class A digital device, pursuant to part 15 of the FCC Rules. These limits are designed to provide reasonable protection against harmful interference when the equipment is operated in a commercial environment. This equipment generates, uses, and can radiate radio frequency energy and, if not installed and used in accordance with the instruction manual, it may cause harmful interference to radio communications. Operation of this equipment in a residential area is likely to cause harmful interference, in which case the user will be required to correct the interference at his own expense.

This device complies with Part 15 of the FCC Rules. Operation is subject to the following two conditions:

- (1) this device may not cause harmful interference and
- (2) this device must accept any interference received, including interference that may cause undesired operation.

**Radiation Exposure Statement**

This equipment complies with FCC RF radiation exposure limits set forth for an uncontrolled environment. This equipment should be installed and operated with a minimum distance of 20 cm between the radiator and your body.

**Industry Canada Statement (MAX BR2 Pro, IC: 20682-P1AX203)**

This product meets the applicable Innovation, Science and Economic Development Canada technical specifications.

Le présent produit est conforme aux spécifications techniques applicables d'Innovation, Sciences et Développement économique Canada.

This device contains licence-exempt transmitter(s)/receiver(s) that comply with Innovation, Science and Economic Development Canada's licence-exempt RSS(s). Operation is subject to

the following two conditions:

- (1) This device may not cause interference.
- (2) This device must accept any interference, including interference that may cause undesired operation of the device.

Le present appareil est conforme aux CNR d'Industrie Canada applicables aux appareils radio ex-empts de licence. L'exploitation est autorisee aux deux conditions suivantes:

- (1) l'appareil ne doit pas produire de brouillage, et
- (2) l'utilisateur de l'appareil doit accepter tout brouillage radioelectrique subi, meme si le brouillage est susceptible d'en

(i) The device for operation in the band 5150–5250 MHz is only for indoor use to reduce the potent for harmful interference to co-channel mobile satellite systems;

(ii) For devices with detachable antenna(s), the maximum antenna gain permitted for devices in the band 5725-5850 MHz shall be such that the equipment still complies with the e.i.r.p. limits as appropriate; (detachable antenna only) ; and

The high-power radars are allocated as primary users (i.e. priority users) of the band 5725-5850 MHz and that these radars could cause interference and/or damage to LE-LAN devices.

(iii) For devices with detachable antenna(s), the maximum antenna gain permitted for devices in the band 5725-5850 MHz shall be such that the equipment still complies with the e.i.r.p. limits specified for point-to-point and non-point-to-point operation as appropriate.

(i) Le dispositif fonctionnant dans la bande 5150-5250 MHz est réservé uniquement pour une utilisation à l'intérieur afin de réduire les risques de brouillage préjudiciable aux systèmes de satellites mobiles utilisant les mêmes canaux;

(ii) Le gain maximal d'antenne permis pour les dispositifs avec antenne(s) amovible(s) utilisant la bande 5725-5850 MHz doit se conformer à la limitation P.I.R.E spécifiée pour l'exploitation point à point et non point à point, selon le cas.

En outre, les utilisateurs devraient aussi être avisés que les utilisateurs de radars de haute puissance sont désignés utilisateurs principaux (c.-à-d., qu'ils ont la priorité) pour les bandes 5725-5850 MHz et que ces radars pourraient causer du brouillage et/ou des dommages aux dispositifs LAN-EL.

(iii) Le gain maximal d'antenne permis pour les dispositifs avec antenne(s) amovible(s) utilisant la bande 5725-5850 MHz doit se conformer à la limitation P.I.R.E spécifiée pour l'exploitation

point à point et non point à point.

### **Radiation Exposure Statement**

This equipment complies with ISED RF radiation exposure limits set forth for an uncontrolled environment. This equipment should be installed and operated with a minimum distance of 20 cm between the radiator and your body.

Cet appareil doit être installé et utilisé avec une distance minimale de 20cm entre l'émetteur et votre corps. Cet appareil et sa ou ses antennes ne doivent pas être co-localisés ou fonctionner en conjonction avec tout autre antenne ou transmetteur.

This radio transmitter IC: 20682-P1AX203 has been approved by Innovation, Science and Economic Development Canada to operate with the antenna types listed below, with the maximum permissible gain indicated. Antenna types not included in this list that have a gain greater than the maximum gain indicated for any type listed are strictly prohibited for use with this device.

WIFI Antenna type: Omni-directional

WIFI Antenna gain: 2.4GHz / 2.44 dBi

5150 ~ 5250 MHz / 4.1 dBi

5725 ~ 5850 MHz / 4.73 dBi

Cet émetteur radio IC : 20682-P1AX203 a été approuvé par Innovation, Sciences et Développement économique Canada pour fonctionner avec les types d'antennes répertoriés ci-dessous, avec le gain maximal autorisé indiqué. Les types d'antenne non inclus dans cette liste qui ont un gain supérieur au gain maximum indiqué pour tout type répertorié sont strictement interdits pour une utilisation avec cet appareil.

Type d'antenne WIFI : omnidirectionnelle

Gain de l'antenne Wi-Fi : 2.4 GHz / 2.44 dBi

5150 ~ 5250 MHz / 4.1 dBi

5725 ~ 5850 MHz / 4.73 dBi



**CE Statement for Pepwave Routers ( MAX BR2 Pro )**

**DECLARATION OF CONFORMITY**

We affirm the electrical equipment manufactured by us fulfils the requirements of the Radio Equipment Directive 2014/53/EU.

Name of manufacturer	PISMO LABS TECHNOLOGY LIMITED
Contact information of the manufacturer	A8, 5/F, HK Spinners Industrial. Building., Phase 6, 481 Castle Peak Road, Cheung Sha Wan, Kowloon, Hong Kong tel. (852) 2990 7600, fax. (852) 3007 0588 e-mail: cs@peplink.com
Description of the appliance	PEPWAVE / PEPLINK Wireless Product
Model name of the appliance	MAX BR2 Pro MAX-BR2-PRO-5GD-T-PRM
Trade name of the appliance	PEPWAVE / PEPLINK

The construction of the appliance is in accordance with the following standards:

EN 301 908-1 V15.1.1  
EN 300 328 V2.2.2  
EN 301 893 V2.1.1  
EN 303 413 V1.2.1  
EN 62311: 2020  
EN 301 489-1 V2.2.3  
EN 301 489-17 V3.2.4  
EN 301 489-52 V1.2.1  
Draft EN 301 489-19 V2.2.0  
EN 55032: 2015 + A11:2020  
EN 55035: 2017 + A11:2020  
EN 61000-3-2: 2014  
EN 61000-3-3: 2013  
EN 62368-1:2020 + A11:2020

Yours sincerely,



Antony Chong  
Director of Hardware Engineering  
Peplink International Limited



	AT	BE	BG	HR	CY	CZ	DK	EE	FI	FR	DE	EL	HU	IE
	IT	LV	LT	LU	MT	NL	PL	PT	RO	SK	SI	ES	SE	UK(NI)

**2.4GHz ( 2412 - 2472 MHz ) : 19.94 dBm**

**5GHz ( 5150 - 5250 MHz ) : 22.96 dBm**

**WWAN : Refer 3GPP TS 36.521 -1 ( UE Power class )**

6G	Bands	FR1 (Sub 6G): TDD: n78
	Band combinations	For supported E-UTRAN New Radio Dual Connectivity (EN-DC) see [2]
	4x4 MIMO	n78
	Category	3GPP Rel 15 256 QAM UL/DL
	Output Power	FR1 (Sub 6G): n78: 25.5dBm +1.5/-1dB (HPUE)
4G	Bands	FDD: B1, B3, B7, B8, B20, B28  TDD: B38, B40
	Band combinations	For supported carrier aggregations (CA) see [2]
	4x4 MIMO	B1, B3, B7, B38, B40
	RX Diversity	All LTE bands
	Category	UE Cat. 13 (UL: 150Mbps) + UE Cat. 20 (DL: 2Gbps); 7xDL CA, 3xUL CA (Intra-band), 5xDL CA+4X4 MIMO (Up to UE Cat20) 256 QAM UL/DL
	Output Power	B1, B3, B7, B38, B40: 23dBm ±1dBm B8, B20, B28: 23.5dBm ±1dBm

This equipment complies with CE radiation exposure limits set forth for an uncontrolled environment. This equipment should be installed and operated with a minimum distance of 20cm between the radiator & your body.

This equipment is restricted to indoor use only when operating in the 5150 to 5250 MHz frequency range in above countries.

**contact as: <https://www.peplink.com/>**

**UK Statement for Pepwave Routers ( MAX BR2 Pro )**

**UK DECLARATION OF CONFORMITY**

Name of manufacturer	PISMO LABS TECHNOLOGY LIMITED
Contact information of the manufacturer	A8, 5/F, HK Spinners Ind. Bldg., Phase 6, 481 Castle Peak Road, Cheung Sha Wan, Kowloon, Hong Kong tel. (852) 2990 7600, fax. (852) 3007 0588 e-mail: cs@peplink.com
Description of the appliance	PEPWAVE / PEPLINK Wireless Product
Model name of the appliance	MAX BR2 Pro MAX-BR2-PRO-5GD-T-PRM
Trade name of the appliance	PEPWAVE / PEPLINK

We declare under sole responsibilities that the above product conforms to the applicable requirements of following relevant UK legislation and designed standards.

### UK legislation

Radio Equipment Regulations 2017


### UK Designed Standard

EN 301 908-1 V15.1.1  
EN 300 328 V2.2.2  
EN 301 893 V2.1.1  
EN 303 413 V1.2.1

### Other Standards Applied

EN 62311: 2020  
EN 301 489-1 V2.2.3  
EN 301 489-17 V3.2.4  
EN 301 489-52 V1.2.1  
Draft EN 301 489-19 V2.2.0  
EN 55032: 2015 + A11:2020  
EN 55035: 2017 + A11:2020  
EN 61000-3-2: 2014  
EN 61000-3-3: 2013  
EN 62368-1:2020 + A11:2020

Yours sincerely,



Antony Chong  
Director of Hardware Engineering  
Peplink International Limited

**CE Statement for Pepwave Routers ( UBR Plus )**

## DECLARATION OF CONFORMITY

We affirm the electrical equipment manufactured by us fulfils the requirements of the Radio Equipment Directive 2014/53/EU.

Name of manufacturer	PISMO LABS TECHNOLOGY LIMITED
Contact information of the manufacturer	A8, 5/F, HK Spinners Industrial. Building., Phase 6, 481 Castle Peak Road, Cheung Sha Wan, Kowloon, Hong Kong tel. (852) 2990 7600, fax. (852) 3007 0588 e-mail: cs@peplink.com
Description of the appliance	PEPLINK PEPWAVE Wireless Product
Model name of the appliance	UBR Plus UBR-PLUS-LTEA-B-T-PRM
Trade name of the appliance	PEPWAVE / PEPLINK

The construction of the appliance is in accordance with the following standards:

EN 301 908-1 V15.1.1  
EN 300 328 V2.2.2  
EN 301 893 V2.1.1  
EN 303 413 V1.2.1  
EN 62311: 2020  
EN 301 489-1 V2.2.3  
EN 301 489-17 V3.2.4  
EN 301 489-52 V1.2.1  
EN 301 489-19 V2.2.1  
EN 55032: 2015 + A11:2020  
EN 55035: 2017 + A11:2020  
EN 61000-3-2: 2019 + A1:2021  
EN 61000-3-3: 2013 + A1:2019  
EN 62368-1:2020 + A11:2020

Yours sincerely,



Antony Chong  
Director of Hardware Engineering  
Peplink International Limited



	AT	BE	BG	HR	CY	CZ	DK	EE	FI	FR	DE	EL	HU	IE
	IT	LV	LT	LU	MT	NL	PL	PT	RO	SK	SI	ES	SE	UK(NI)

**2.4GHz ( 2412 - 2472 MHz ) : 19.84 dBm**

**5GHz ( 5150 - 5250 MHz ) : 22.76 dBm**

**WWAN : Refer 3GPP TS 36.521 -1 ( UE Power class )**

Band	Power class
3G WCDMA	Class 3 (0.2W)
LTE All Bands (except B41)	Class 3 (0.2W)
LTE Band41 (HPUE support)	Class 2 (0.4W)

This equipment complies with CE radiation exposure limits set forth for an uncontrolled environment. This equipment should be installed and operated with a minimum distance of 20cm between the radiator & your body.

This equipment is restricted to indoor use only when operating in the 5150 to 5250 MHz frequency range in above countries.

**contact as: <https://www.peplink.com/>**

**UK Statement for Pepwave Routers ( UBR Plus )**

**UK DECLARATION OF CONFORMITY**

Name of manufacturer	PISMO LABS TECHNOLOGY LIMITED
Contact information of the manufacturer	A8, 5/F, HK Spinners Industrial. Building., Phase 6, 481 Castle Peak Road, Cheung Sha Wan, Kowloon, Hong Kong tel. (852) 2990 7600, fax. (852) 3007 0588 e-mail: cs@peplink.com
Description of the appliance	PEPLINK PEPWAVE Wireless Product
Model name of the appliance	UBR Plus UBR-PLUS-LTEA-B-T-PRM
Trade name of the appliance	PEPWAVE / PEPLINK

We declare under sole responsibilities that the above product conforms to the applicable requirements of following relevant UK legislation and designed standards.

### UK legislation

Radio Equipment Regulations 2017

### UK Designed Standard

EN 301 908-1 V15.1.1  
EN 300 328 V2.2.2  
EN 301 893 V2.1.1  
EN 303 413 V1.2.1

### Other Standards Applied

EN 62311: 2020  
EN 301 489-1 V2.2.3  
EN 301 489-17 V3.2.4  
EN 301 489-52 V1.2.1  
EN 301 489-19 V2.2.1  
EN 55032: 2015 + A11:2020  
EN 55035: 2017 + A11:2020  
EN 61000-3-2: 2019 + A1:2021  
EN 61000-3-3: 2013 + A1:2019  
EN 62368-1:2020 + A11:2020

Yours sincerely,



Antony Chong  
Director of Hardware Engineering  
Peplink International Limited

## **FCC Requirements for Operation in the United States**

### **Federal Communications Commission (FCC) Compliance Notice:**

#### **For MAX HD1 Dome Pro, MAX HD2 Dome Pro (FCC ID: U8G-P1AX13)**

#### **Federal Communication Commission Interference Statement**

Any changes or modifications not expressly approved by the party responsible for compliance could void your authority to operate the equipment.

This equipment has been tested and found to comply with the limits for a Class A digital device, pursuant to part 15 of the FCC Rules. These limits are designed to provide reasonable protection against harmful interference when the equipment is operated in a commercial environment. This equipment generates, uses, and can radiate radio frequency energy and, if not installed and used in accordance with the instruction manual, it may cause harmful interference to radio communications. Operation of this equipment in a residential area is likely to cause harmful interference, in which case the user will be required to correct the interference at his own expense.

This device complies with Part 15 of the FCC Rules. Operation is subject to the following two conditions:

- (1) this device may not cause harmful interference and
- (2) this device must accept any interference received, including interference that may cause undesired operation.


#### **Radiation Exposure Statement**

This equipment complies with FCC RF radiation exposure limits set forth for an uncontrolled environment. This equipment should be installed and operated with a minimum distance of 20 cm between the radiator and your body.

**CE Statement for Pepwave Routers ( MAX HD1 Dome Pro for MV31-W )**

## DECLARATION OF CONFORMITY

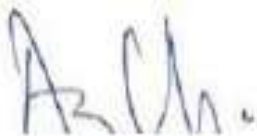
We affirm the electrical equipment manufactured by us fulfils the requirements of the Radio Equipment Directive 2014/53/EU.

Name of manufacturer	PISMO LABS TECHNOLOGY LIMITED
Contact information of the manufacturer	A8, 5/F, HK Spinners Ind. Bldg., Phase 6, 481 Castle Peak Road, Cheung Sha Wan, Kowloon, Hong Kong tel. (852) 2990 7600, fax. (852) 3007 0588 e-mail: cs@peplink.com
Description of the appliance	Peplink Pepwave Wireless Product
Model name of the appliance	MAX HD1 Dome Pro MAX-HD1-DOM-PRO-5GD
Trade name of the appliance	

The construction of the appliance is in accordance with the following standards:

EN 300 328 V2.2.2  
EN 301 893 V2.1.1  
EN 303 413 V1.2.1  
EN 301 908-1 V15.1.1  
EN 301 908-1 V15.2.1  
EN 55032: 2015 + A11:2020  
EN 55035: 2017  
EN 55035: 2017 + A11:2020  
EN 301489-1 V2.2.3  
EN 301 489-17 V3.2.4  
Draft EN 301 489-19 V2.2.0  
EN 301 489-52 V1.2.1  
EN 61000-3-2: 2014  
EN IEC 61000-3-2: 2019 +  
A1:2021 EN 61000-3-3: 2013  
EN 61000-3-3: 2013 + A1:2019  
EN 62368-1:2020 + A11:2020 EN  
IEC 62311:2020  
EN 50665:2017

Yours sincerely,



Antony Chong  
Director of Hardware Engineering  
Peplink International Limited

	AT	BE	BG	HR	CY	CZ	DK	EE	FI	FR	DE	EL	HU	IE
	IT	LV	LT	LU	MT	NL	PL	PT	RO	SK	SI	ES	SE	UK(NI)

**2.4GHz ( 2412 - 2472 MHz ) : 19.90 dBm**

**5GHz ( 5150 - 5250 MHz ) : 29.84 dBm**

**MV31-W: WWAN : Refer 3GPP TS 36.521 -1 ( UE Power class )**

5G	Bands	FR1 (Sub 6G): TDD: n78
	Band combinations	For supported E-UTRAN New Radio Dual Connectivity (EN-DC) see [2]
	4x4 MIMO	n78
	Category	3GPP Rel 15 256 QAM UL/DL
	Output Power	FR1 (Sub 6G): n78: 25.5dBm +1.5/-1dB (HPUE)
4G	Bands	FDD: B1, B3, B7, B8, B20, B28  TDD: B38, B40
	Band combinations	For supported carrier aggregations (CA) see [2]
	4x4 MIMO	B1, B3, B7, B38, B40
	RX Diversity	All LTE bands
	Category	UE Cat. 13 (UL: 150Mbps) + UE Cat. 20 (DL: 2Gbps); 7xDL CA, 3xUL CA (Intra-band), 5xDL CA+4X4 MIMO (Up to UE Cat20) 256 QAM UL/DL
Output Power	B1, B3, B7, B38, B40: 23dBm ±1dBm B8, B20, B28: 23.5dBm ±1dBm	

This equipment complies with CE radiation exposure limits set forth for an uncontrolled environment. This equipment should be installed and operated with a minimum distance of 20cm between the radiator & your body.


This equipment is restricted to indoor use only when operating in the 5150 to 5250 MHz frequency range in above countries.

**contact as: <https://www.peplink.com/>**



**UK Statement for Pepwave Routers ( MAX HD1 Dome Pro for MV31-W )**

**UK DECLARATION OF CONFORMITY**

Name of manufacturer	PISMO LABS TECHNOLOGY LIMITED
Contact information of the manufacturer	A8, 5/F, HK Spinners Industrial. Building., Phase 6, 481 Castle Peak Road, Cheung Sha Wan, Kowloon, Hong Kong tel. (852) 2990 7600, fax. (852) 3007 0588 e-mail: cs@peplink.com
Description of the appliance	Peplink Pepwave Wireless Product
Model name of the appliance	MAX HD1 Dome Pro MAX-HD1-DOM-PRO-5GD
Trade name of the appliance	

We declare under sole responsibilities that the above product conforms to the applicable requirements of following relevant UK legislation and designed standards.

### UK legislation

Radio Equipment Regulations 2017

### UK Designed Standard

EN 300 328 V2.2.2  
EN 301 893 V2.1.1  
EN 301 908-1 V15.1.1

### Other Standards Applied

EN IEC 62311: 2020  
EN 301 489-1 V2.2.3  
EN 301 489-17 V3.2.4  
Draft EN 301 489-19 V2.2.0  
EN 301 489-52 V1.2.1  
EN 55032: 2015 + A11:2020  
EN 55035: 2017 + A11:2020  
EN 61000-3-2: 2014  
EN IEC 61000-3-2: 2019 + A1:2021  
EN 61000-3-3: 2013  
EN 61000-3-3: 2013 + A1:2019  
EN 62368-1:2020 + A11:2020

Yours sincerely,



Antony Chong  
Director of Hardware Engineering  
Peplink International Limited

## USB WAN Modem Port Specification

### MAX Series

	MAX 700	MAX HD2 / MAX HD2 Media Fast	MAX HD2 Mini	MAX HD2 / HD4 MBX	MAX BR1 ENT	MAX HD4 / MAX HD4 Media Fast / MediaFast 200	MAX BR2 Pro
<b>Output Rating</b>	<b>5V DC, 2A</b>	<b>5V DC, 2A</b>	<b>5V DC, 2A</b>	<b>5V DC, 0.5A</b>	<b>5V DC, 2A</b>	<b>5V DC, 2A</b>	<b>5V DC, 2A</b>