

**EUT and Accessory Photo(s)**



EUT, View 1



EUT, View 2



EUT, View 3



EUT, View 4



EUT, View 5



EUT, View 6

Support Equipment Photo(s)



Test Setup Photo(s)




1.5m, View 1



1.5m, View 2



Above 1GHz, View 1



Above 1GHz, View 2



X Axis



Y Axis



Z Axis



Test Setup Photo(s)



0.8m, View 1



0.8m, View 1



X Axis



Y Axis




Z Axis

Test Setup Photo(s)



FCC Voltage Variance



Frequency Stability, View 1



Frequency Stability, View 2



0.8m, View 1



0.8m, View 2




1.5m, View 1



1.5m, View 2



Above 1GHz, View 1



Above 1GHz, View 2





X Axis



Y Axis



Z Axis

Test Setup Photo(s)



Test Setup View 1



Test Setup View 2