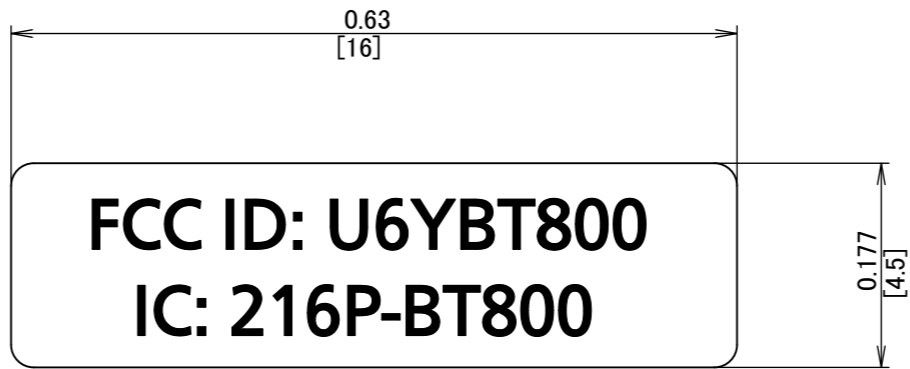
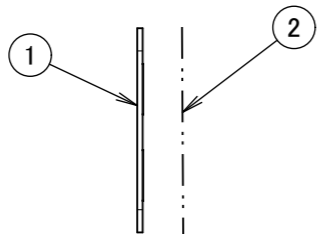


THE INFORMATION CONTAINED HEREIN IS CONFIDENTIAL AND PROPRIETARY TO PANASONIC AVIONICS CORPORATION AND SHALL NOT BE REPRODUCED OR DISCLOSED IN WHOLE OR IN PART OR USED FOR ANY DESIGN, MANUFACTURE OR OTHERWISE EXCEPT WHEN SUCH USER POSSESSES DIRECT, WRITTEN AUTHORIZATION FROM PANASONIC AVIONICS CORPORATION. THIS TECHNOLOGY WAS EXPORTED FROM THE U.S. IN ACCORDANCE WITH THE EXPORT ADMINISTRATION REGULATIONS. DIVERSION CONTRARY TO U.S. LAW IS PROHIBITED.

REVISION HISTORY								
REV.	DESCRIPTION	DATE	CHANGED FROM	DRAWN	CHECKED	ENGINEER	APPROVED	QA SECTION
A	INITIAL RELEASE.	---	---	---	---	---	---	---

NOTES: UNLESS OTHERWISE SPECIFIED

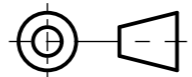
1. PRINT TEXT AS SHOWN ON ITEM 1 (AND THE FOLLOWING):
THIS LABEL IS NO PRINTING.
2. AFFIX ITEM 2 (LAMINATE FILM) TO ITEM 1 (NAME PLATE) AFTER PRINTING.
3. CUT LABEL TO SIZE SHOWN.
4. HANDLE AS A SAFETY PART AFTER CREATION.



PRELIMINARY

QTY REQD	CAGE CODE	PART OR IDENTIFYING NO.	NOMENCLATURE OR DESCRIPTION	ITEM NO.
AR	---	R7TM75ZA	LAMINATE FILM	2
1	---	R6GT142YA	NAME PLATE	1

PARTS LIST				
UNLESS OTHERWISE SPECIFIED DIMENSIONS ARE IN INCHES WITH MILLIMETERS IN BRACKETS. TOLERANCES ARE: DECIMALS ANGLES X ±0.1 ±5° XX ±0.03 .XXX ±0.010 DO NOT SCALE DRAWING THIRD ANGLE PROJECTION	APPROVALS	DATE	Panasonic Corporation 2-15 Matsuba-cho, Kadoma City, Osaka 571-0056, Japan Proprietary and Confidential FCC LABEL	
	DRAWN	---		
	CHECKED	---		
	ENGINEER	---		
	APPROVED	---		
QA APPROVED	---	---	TITLE SIZE: B CAGE CODE: SZ437 MFR.P/N: R8Q2FA655001 REV.: A	
SCALE: ---		DWG.NO. R8Q2FA655001	SHEET 1 OF 1	



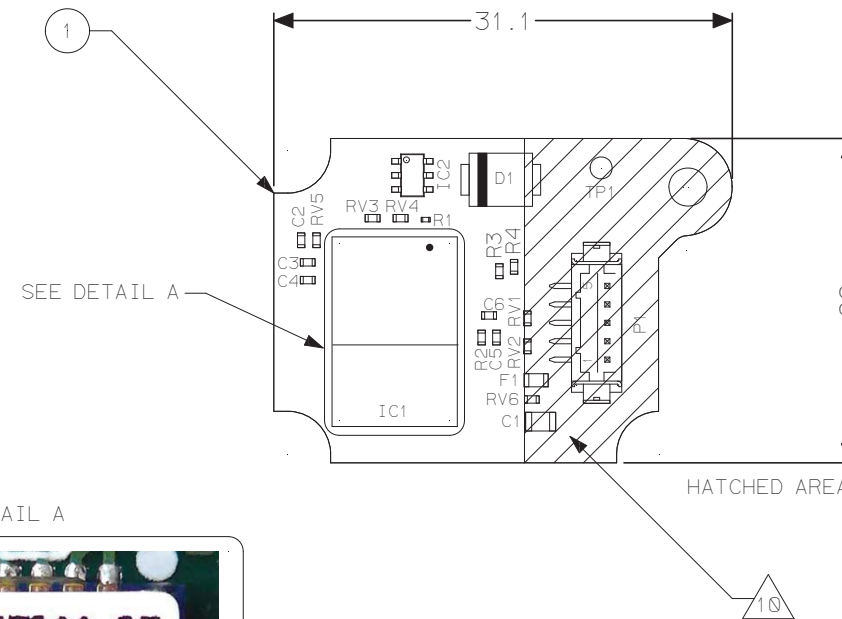
THE INFORMATION CONTAINED HEREIN IS CONFIDENTIAL AND PROPRIETARY TO PANASONIC AVIONICS CORPORATION AND SHALL NOT BE REPRODUCED OR DISCLOSED IN WHOLE OR IN PART OR USED FOR ANY DESIGN, MANUFACTURE OR OTHERWISE, EXCEPT WHEN SUCH USER POSSESSES DIRECT, WRITTEN AUTHORIZATION FROM PANASONIC AVIONICS CORPORATION. THIS TECHNOLOGY WAS EXPORTED FROM THE U.S. IN ACCORDANCE WITH THE EXPORT ADMINISTRATION REGULATIONS. DIVERSION CONTRARY TO U.S. LAW IS PROHIBITED.

REVISIONS					
REV	DATE	DESCRIPTION	DRAWN	CHECKED	APPROVED
A		INITIAL RELEASE			
B	SEP.27,'17	REVISED PER ECO035511	Y.Narukami	T.Ueno	T.Kaya
C	OCT.20,'17	REVISED PER ECO036406	<i>Y.Narukami</i>	<i>T.Ueno</i>	<i>T.Kaya</i>

NOTES: UNLESS OTHERWISE SPECIFIED

- REFERENCE DRAWINGS:
SCHEMATIC: DC-FA6550-1
FABRICATION: ASP-R5UA1468Y
- WORKMANSHIP TO BE EQUAL TO AND COMPLIANT WITH THE REQUIREMENTS OF IPC-A-610, CLASS 2.
- ASSEMBLY CONTAINS ELECTROSTATIC DISCHARGE (ESD) SENSITIVE DEVICES. STATIC-FREE HANDLING IS REQUIRED PER MIL-STD-1686, CLASS 2.
- REFERENCE DESIGNATIONS ARE FOR COMPONENT IDENTIFICATION/LOCATION ONLY AND MAY NOT APPEAR ON ACTUAL PART.
- SQUARE PAD AND/OR DOT IDENTIFIES PIN #1 LOCATION AND DEVICE ORIENTATION WHEN VIEWED FROM THE TOP. ORIENTATION OF POLARIZED CAPACITORS IS DENOTED BY A PLUS (+) SIGN. POLARITY IS IDENTIFIED ON THE PART.
- LEAD-FREE SOLDER SHALL BE USED IAW J-STD-001, CLASS 2.
- TERMINATE ALL SOLDERED THROUGH-HOLE COMPONENT LEADS TO A MAXIMUM HEIGHT OF 1.5 FROM THE PLATING SURFACE.
- MARK ASSEMBLY NUMBER, REVISION, AND SERIAL NUMBER ON AN ADHESIVE BACKED LABEL. AFFIX TO CIRCUIT CARD ASSEMBLY AT LOCATION SHOWN.
- CONFORMAL COAT USING P/N R7C1B51.
- PARTS AND SURFACES SHALL BE FREE OF CONFORMAL COATING. SLIGHT OVERSPRAY, CAPILLARY EDGE COVERAGE, ETC... IS ACCEPTABLE. COMPONENTS: P1, TP1.
- OVERSPRAY ON THE FOLLOWING PARTS ARE ACCEPTABLE. COMPONENTS: D1, F1, RV1, RV2, RV6, C1.
- MASK THE INDICATED LOCATION WITH INK.
- FCC LABEL R8Q2FA655001 AFFIX TO CIRCUIT ASSEMBLY AT LOCATION SHOWN.
- THE FOLLOWING PARTS ARE NOT INSTALLED:
C6, RV1, RV2, RV3, RV4, RV5, RV6.

Panasonic Avionics Corporation
 OSAKA Document Control Release
 Date 2017/10/31
 Initials *Y.Narukami*



11 DETAIL A



UNLESS OTHERWISE SPECIFIED DIMENSIONS ARE IN MILLIMETERS TOLERANCES ±0.25 ANGLES ±0.5° DO NOT SCALE DRAWING		Panasonic Corporation 2-15 Matsuba-cho, Kadoma City, Osaka, 571-0056 Japan	
MATERIAL	APPROVALS/DATE	TITLE PCB ASSEMBLY, BLUETOOTH REMOTE JACK MODULE, MAIN	
FINISH	DRAWN Y.Narukami SEP.13,'17	SIZE D SZ437	PANASONIC P/N R8U1FA6550Z
	CHECKED T.Ueno SEP.13,'17	SCALE NONE	DRAWING NUMBER R8U1FA6550Z
	APPROVED T.Kaya SEP.20,'17	SHEET 1 OF 2	REV C

THE INFORMATION CONTAINED HEREIN IS CONFIDENTIAL AND PROPRIETARY TO PANASONIC AVIONICS CORPORATION AND SHALL NOT BE REPRODUCED OR DISCLOSED IN WHOLE OR IN PART OR USED FOR ANY DESIGN, MANUFACTURE OR OTHERWISE, EXCEPT WHEN SUCH USER POSSESSES DIRECT, WRITTEN AUTHORIZATION FROM PANASONIC AVIONICS CORPORATION. THIS TECHNOLOGY WAS EXPORTED FROM THE U.S. IN ACCORDANCE WITH THE EXPORT ADMINISTRATION REGULATIONS. DIVERSION CONTRARY TO U.S. LAW IS PROHIBITED.

D

C

B

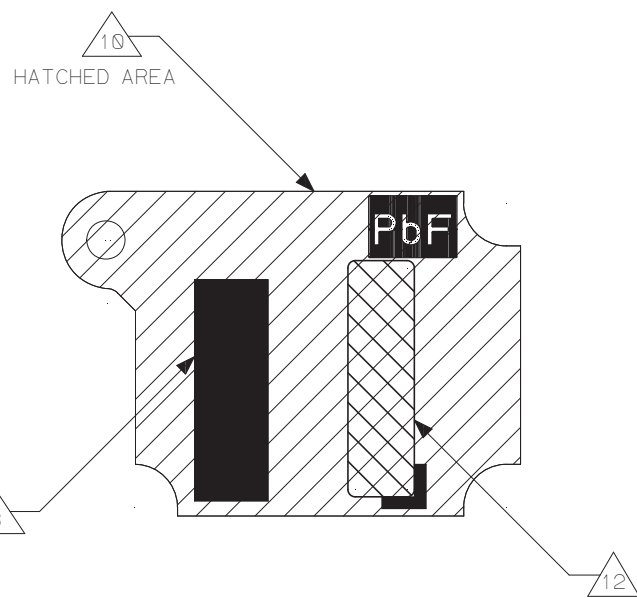
A

D

C

B

MENTOR FILE: R8U1468Y.PCB



SIZE	CAGE CODE	PANASONIC P/N
D	SZ437	R8U1FA6550Z
SCALE	DRAWING NUMBER	SHEET
NONE	R8U1FA6550Z	2 OF 2
		REV
		C


COMPUTER GENERATED DRAWING
DO NOT CHANGE MANUALLY

Label location



Product name label placement

FCC / IC Label placement



Cover old FCC / IC Label