




Photographs of the Test Configuration


Conducted Emission Test (Non-beamforming mode)





Conducted Emission Test





Conducted Emission Test (Beamforming mode for power supply)




Conducted Emission Test (Beamforming mode for system)




Radiated Emission Below 1GHz Test (Non-beamforming mode)





Radiated Emission Below 1GHz Test





Radiated Emission Below 1GHz Test





Radiated Emission Below 1GHz Test (Beamforming mode)





Radiated Emission Below 1GHz Test





Radiated Emission Below 1GHz Test




Radiated Emission Above 1GHz Test (Non-beamforming mode)





Radiated Emission Above 1GHz Test





Radiated Emission Above 1GHz Test



Radiated Emission Above 1GHz Test (Beamforming mode)



Radiated Emission Above 1GHz Test



Radiated Emission Above 1GHz Test

