



## Internal Photographs

<Photograph 1: Cover removed (Transmitter Unit)>





<Photograph 2: Cover removed (Receiver Unit)>





**SK TECH CO., LTD.**



Page 2 of 5

**<Photograph 3: FRONT view (Transmitter Unit - Main board)>****<Photograph 4: FRONT view (Receiver Unit - Main board)>**





**SK TECH CO., LTD.**


Page 3 of 5

**<Photograph 5: REAR view (Transmitter Unit - Main board)>>****<Photograph 6: REAR view (Receiver Unit - Main board)>**



**SK TECH CO., LTD.***Page 4 of 5***<Photograph 7: FRONT view (Transmitter Unit - RF board)>****<Photograph 8: FRONT view (Receiver Unit - RF board)>**



**SK TECH CO., LTD.***Page 5 of 5***<Photograph 9: REAR view (Transmitter Unit - RF board)>****<Photograph 10: REAR view (Receiver Unit - RF board)>**