

Test Laboratory: Compliance Certification Services Inc.

80211b Horizontal Down mode WU318d

DUT: WU318d; Type: USB Dongle; Serial: N/A

Communication System: IEEE 802.11b WLAN; Frequency: 2412 MHz; Duty Cycle: 1:1

Medium parameters used: $f = 2412$ MHz; $\sigma = 1.9$ mho/m; $\epsilon_r = 52$; $\rho = 1000$ kg/m³

Phantom section: Flat Section

Air Temperature: 24.2 deg C; Liquid Temperature: 23.2 deg C

Area Scan Find Secondary Maximum Within 2dB and with a peak SAR value greater than 0.0012W/kg

DASY4 Configuration:

- Probe: EX3DV4 - SN3554; ConvF(6.18, 6.18, 6.18);
- Sensor-Surface: 2.5mm (Mechanical Surface Detection)
- Electronics: DAE4 Sn558; Calibrated: 2011/7/26
- Phantom: Flat Phantom ELI4.0; Type: QDOVA001BA; Serial: SN: 1052
- Measurement SW: DASY4, V4.7 Build 80; Postprocessing SW: SEMCAD, V1.8 Build 186

Low CH1 Rate 1M/Area Scan (5x7x1):

Measurement grid: dx=15mm, dy=15mm

Maximum value of SAR (measured) = 1.41 mW/g

Low CH1 Rate 1M/Zoom Scan (7x7x9)/Cube 0:

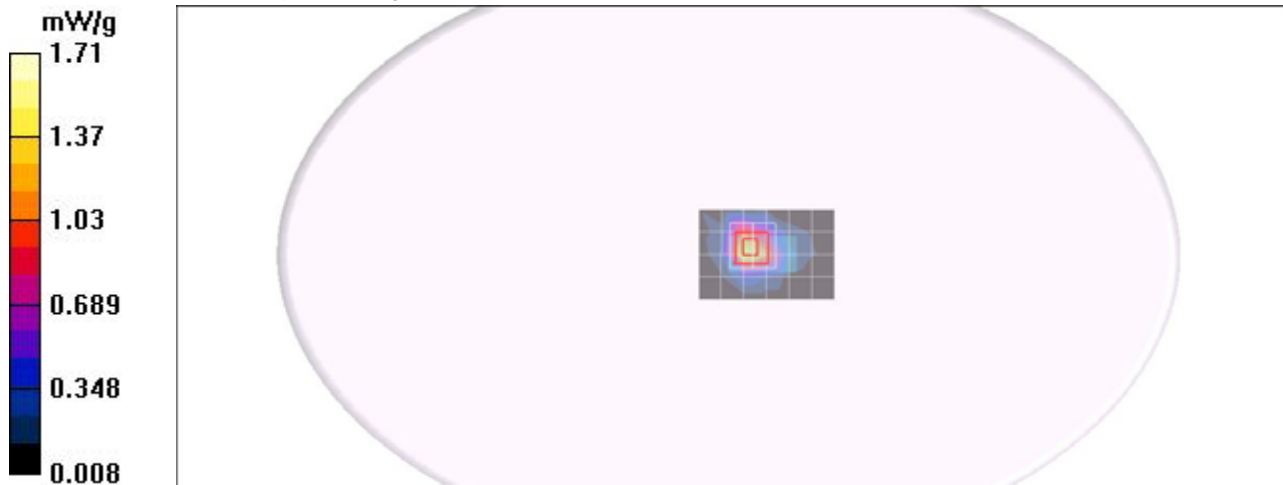
Measurement grid: dx=5mm, dy=5mm, dz=3mm

Reference Value = 17.8 V/m; Power Drift = -0.020 dB

Peak SAR (extrapolated) = 2.78 W/kg

SAR(1 g) = 1.190 mW/g; SAR(10 g) = 0.537 mW/g

Maximum value of SAR (measured) = 1.71 mW/g



Test Laboratory: Compliance Certification Services Inc.

80211b Horizontal Down mode WU318d

DUT: WU318d; Type: USB Dongle; Serial: N/A

Communication System: IEEE 802.11b WLAN; Frequency: 2437 MHz; Duty Cycle: 1:1
Medium parameters used (interpolated): $f = 2437$ MHz; $\sigma = 1.93$ mho/m; $\epsilon_r = 51.7$; $\rho = 1000$ kg/m³
Phantom section: Flat Section
Air Temperature: 24.2 deg C; Liquid Temperature: 23.2 deg C
Area Scan Find Secondary Maximum Within 2dB and with a peak SAR value greater than 0.0012W/kg

DASY4 Configuration:


- Probe: EX3DV4 - SN3554; ConvF(6.18, 6.18, 6.18);
- Sensor-Surface: 2.5mm (Mechanical Surface Detection)
- Electronics: DAE4 Sn558; Calibrated: 2011/7/26
- Phantom: Flat Phantom ELI4.0; Type: QDOVA001BA; Serial: SN: 1052
- Measurement SW: DASY4, V4.7 Build 80; Postprocessing SW: SEMCAD, V1.8 Build 186

Middle CH6 Rate 1M/Area Scan (5x7x1):

Measurement grid: dx=15mm, dy=15mm
Maximum value of SAR (measured) = 1.85 mW/g

Middle CH6 Rate 1M/Zoom Scan (7x7x9)/Cube 0:

Measurement grid: dx=5mm, dy=5mm, dz=3mm
Reference Value = 20.9 V/m; Power Drift = -0.040 dB
Peak SAR (extrapolated) = 3.42 W/kg
SAR(1 g) = 1.430 mW/g; SAR(10 g) = 0.624 mW/g
Maximum value of SAR (measured) = 2.08 mW/g



Test Laboratory: Compliance Certification Services Inc.

80211b Horizontal Down mode WU318d

DUT: WU318d; Type: USB Dongle; Serial: N/A

Communication System: IEEE 802.11b WLAN; Frequency: 2462 MHz; Duty Cycle: 1:1
Medium parameters used (interpolated): $f = 2462$ MHz; $\sigma = 1.97$ mho/m; $\epsilon_r = 51.3$; $\rho = 1000$ kg/m³
Phantom section: Flat Section
Air Temperature: 24.2 deg C; Liquid Temperature: 23.2 deg C
Area Scan Find Secondary Maximum Within 2dB and with a peak SAR value greater than 0.0012W/kg

DASY4 Configuration:

- Probe: EX3DV4 - SN3554; ConvF(6.18, 6.18, 6.18);
- Sensor-Surface: 2.5mm (Mechanical Surface Detection)
- Electronics: DAE4 Sn558; Calibrated: 2011/7/26
- Phantom: Flat Phantom ELI4.0; Type: QDOVA001BA; Serial: SN: 1052
- Measurement SW: DASY4, V4.7 Build 80; Postprocessing SW: SEMCAD, V1.8 Build 186

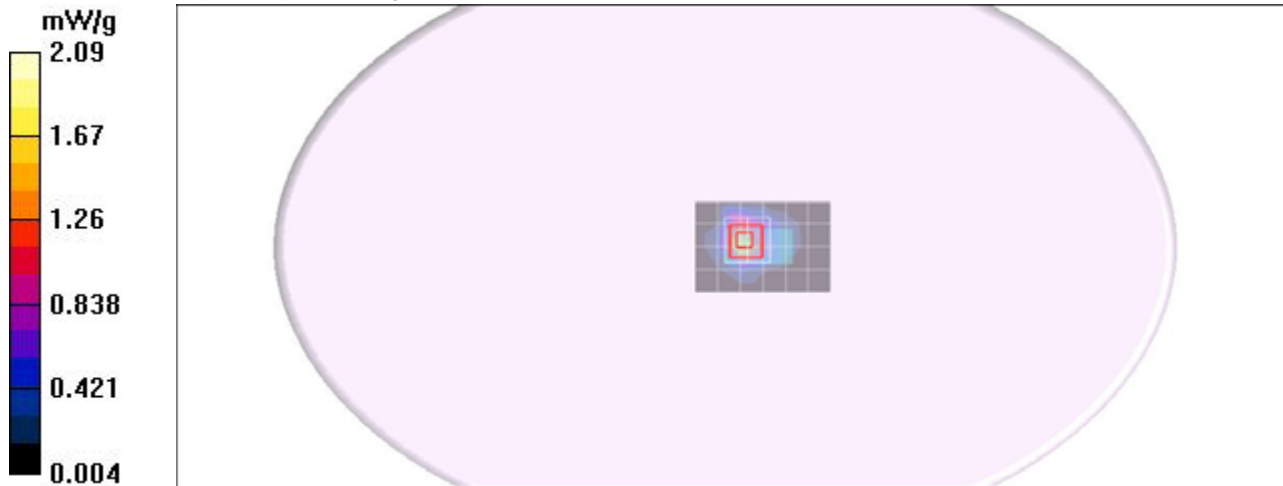
High CH11 Rate 1M/Area Scan (5x7x1): Measurement grid: dx=15mm, dy=15mm
Maximum value of SAR (measured) = 1.77 mW/g

High CH11 Rate 1M/Zoom Scan (7x7x9)/Cube 0:

Measurement grid: dx=5mm, dy=5mm, dz=3mm
Reference Value = 19.3 V/m; Power Drift = -0.118 dB
Peak SAR (extrapolated) = 3.46 W/kg
SAR(1 g) = 1.440 mW/g; SAR(10 g) = 0.604 mW/g
Maximum value of SAR (measured) = 2.12 mW/g

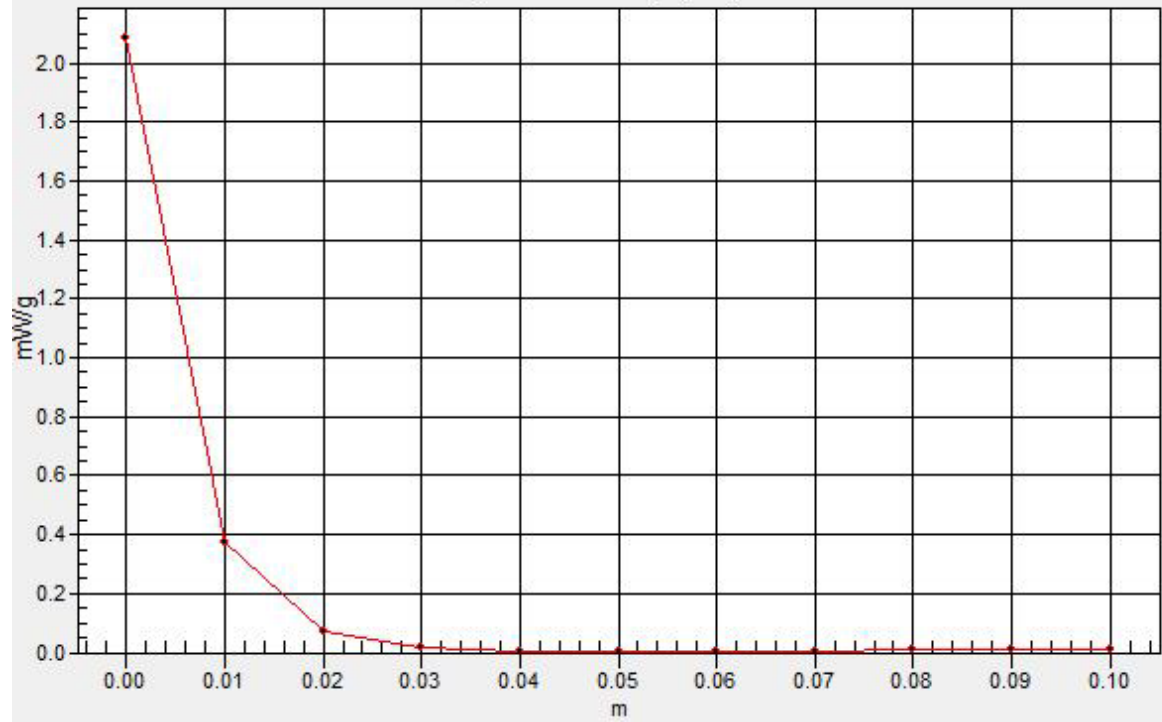
High CH11 Rate 1M/Z Scan (1x1x11):

Measurement grid: dx=20mm, dy=20mm, dz=10mm
Maximum value of SAR (measured) = 2.09 mW/g



SAR(x,y,z,f0)

SAR; Z Scan: Value Along Z, X=0, Y=0



Test Laboratory: Compliance Certification Services Inc.

10mm 80211b Horizontal Down mode WU318d

DUT: WU318d; Type: USB Dongle; Serial: N/A

Communication System: IEEE 802.11b WLAN; Frequency: 2462 MHz; Duty Cycle: 1:1
Medium parameters used (interpolated): $f = 2462$ MHz; $\sigma = 1.97$ mho/m; $\epsilon_r = 51.3$; $\rho = 1000$ kg/m³
Phantom section: Flat Section
Air Temperature: 24.2 deg C; Liquid Temperature: 23.2 deg C
Area Scan Find Secondary Maximum Within 2dB and with a peak SAR value greater than 0.0012W/kg

DASY4 Configuration:

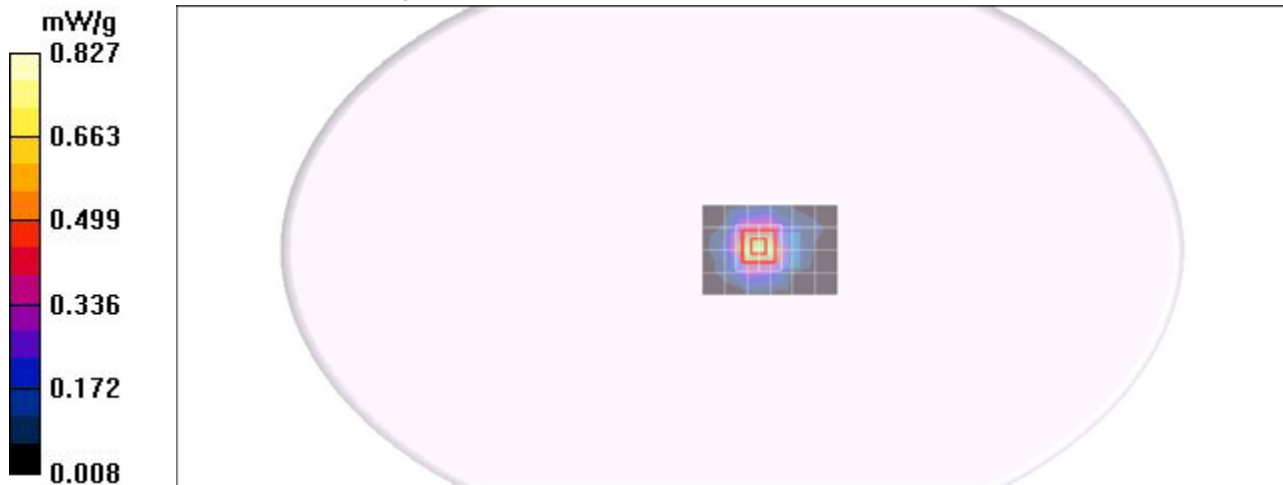
- Probe: EX3DV4 - SN3554; ConvF(6.18, 6.18, 6.18);
- Sensor-Surface: 2.5mm (Mechanical Surface Detection)
- Electronics: DAE4 Sn558; Calibrated: 2011/7/26
- Phantom: Flat Phantom ELI4.0; Type: QDOVA001BA; Serial: SN: 1052
- Measurement SW: DASY4, V4.7 Build 80; Postprocessing SW: SEMCAD, V1.8 Build 186

High CH11 Rate 1M/Area Scan (5x7x1):

Measurement grid: dx=15mm, dy=15mm
Maximum value of SAR (measured) = 0.717 mW/g

High CH11 Rate 1M/Zoom Scan (7x7x9)/Cube 0:

Measurement grid: dx=5mm, dy=5mm, dz=3mm
Reference Value = 12.7 V/m; Power Drift = -0.047 dB
Peak SAR (extrapolated) = 1.25 W/kg
SAR(1 g) = 0.580 mW/g; SAR(10 g) = 0.269 mW/g
Maximum value of SAR (measured) = 0.827 mW/g



Test Laboratory: Compliance Certification Services Inc.

80211b Horizontal Up mode WU318d

DUT: WU318d; Type: USB Dongle; Serial: N/A

Communication System: IEEE 802.11b WLAN; Frequency: 2412 MHz; Duty Cycle: 1:1

Medium parameters used: $f = 2412$ MHz; $\sigma = 1.9$ mho/m; $\epsilon_r = 52$; $\rho = 1000$ kg/m³

Phantom section: Flat Section

Air Temperature: 24.2 deg C; Liquid Temperature: 23.2 deg C

Area Scan Find Secondary Maximum Within 2dB and with a peak SAR value greater than 0.0012W/kg

DASY4 Configuration:

- Probe: EX3DV4 - SN3554; ConvF(6.18, 6.18, 6.18);
- Sensor-Surface: 2.5mm (Mechanical Surface Detection)
- Electronics: DAE4 Sn558; Calibrated: 2011/7/26
- Phantom: Flat Phantom ELI4.0; Type: QDOVA001BA; Serial: SN: 1052
- Measurement SW: DASY4, V4.7 Build 80; Postprocessing SW: SEMCAD, V1.8 Build 186

Low CH1 Rate 1M/Area Scan (5x7x1):

Measurement grid: dx=15mm, dy=15mm

Maximum value of SAR (measured) = 0.937 mW/g

Low CH1 Rate 1M/Zoom Scan (7x7x9)/Cube 0:

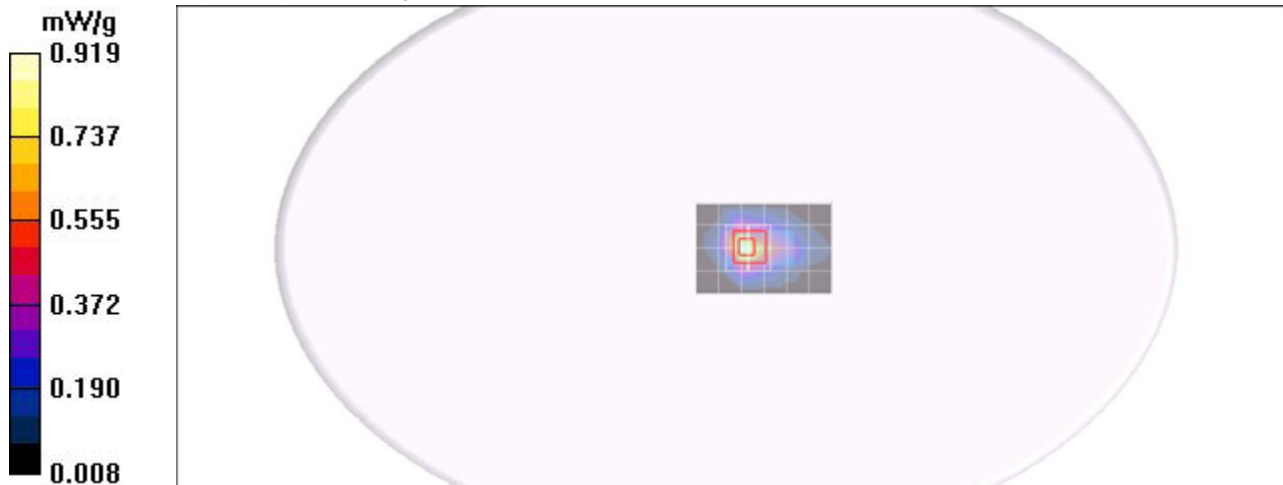
Measurement grid: dx=5mm, dy=5mm, dz=3mm

Reference Value = 15.0 V/m; Power Drift = -0.072 dB

Peak SAR (extrapolated) = 1.44 W/kg

SAR(1 g) = 0.635 mW/g; SAR(10 g) = 0.301 mW/g

Maximum value of SAR (measured) = 0.919 mW/g



Test Laboratory: Compliance Certification Services Inc.

80211b Vertical Front mode WU318d

DUT: WU318d; Type: USB Dongle; Serial: N/A

Communication System: IEEE 802.11b WLAN; Frequency: 2412 MHz; Duty Cycle: 1:1

Medium parameters used: $f = 2412$ MHz; $\sigma = 1.9$ mho/m; $\epsilon_r = 52$; $\rho = 1000$ kg/m³

Phantom section: Flat Section

Air Temperature: 24.2 deg C; Liquid Temperature: 23.2 deg C

Area Scan Find Secondary Maximum Within 2dB and with a peak SAR value greater than 0.0012W/kg

DASY4 Configuration:

- Probe: EX3DV4 - SN3554; ConvF(6.18, 6.18, 6.18);
- Sensor-Surface: 2.5mm (Mechanical Surface Detection)
- Electronics: DAE4 Sn558; Calibrated: 2011/7/26
- Phantom: Flat Phantom ELI4.0; Type: QDOVA001BA; Serial: SN: 1052
- Measurement SW: DASY4, V4.7 Build 80; Postprocessing SW: SEMCAD, V1.8 Build 186

Low CH1 Rate 1M/Area Scan (5x7x1):

Measurement grid: dx=15mm, dy=15mm

Maximum value of SAR (measured) = 0.295 mW/g

Low CH1 Rate 1M/Zoom Scan (7x7x9)/Cube 0:

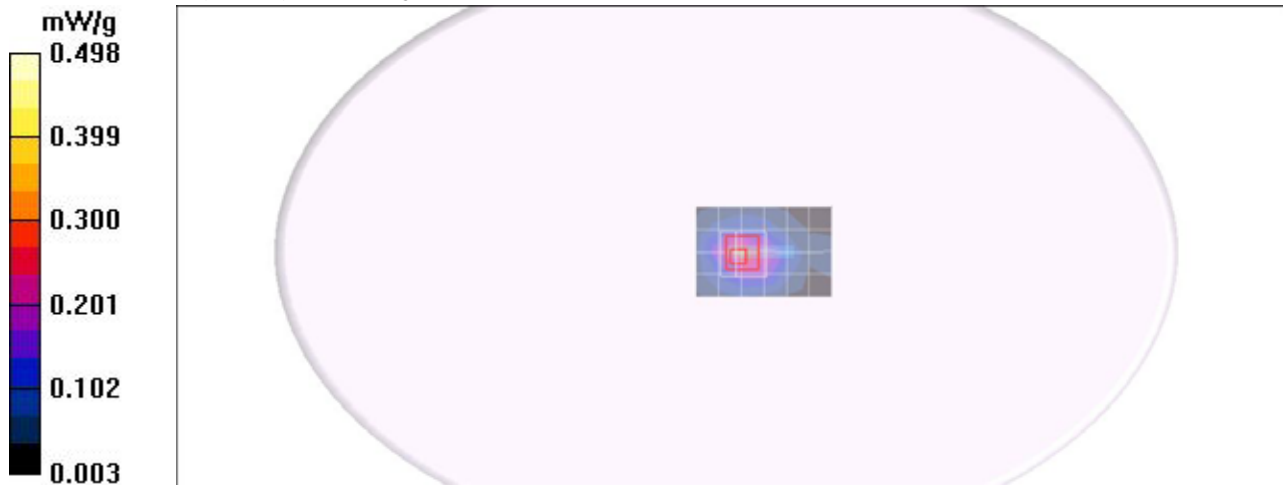
Measurement grid: dx=5mm, dy=5mm, dz=3mm

Reference Value = 12.0 V/m; Power Drift = -0.061 dB

Peak SAR (extrapolated) = 0.471 W/kg

SAR(1 g) = 0.192 mW/g; SAR(10 g) = 0.097 mW/g

Maximum value of SAR (measured) = 0.287 mW/g



Test Laboratory: Compliance Certification Services Inc.

80211b Vertical Back mode WU318d

DUT: WU318d; Type: USB Dongle; Serial: N/A

Communication System: IEEE 802.11b WLAN; Frequency: 2412 MHz; Duty Cycle: 1:1

Medium parameters used: $f = 2412$ MHz; $\sigma = 1.9$ mho/m; $\epsilon_r = 52$; $\rho = 1000$ kg/m³

Phantom section: Flat Section

Air Temperature: 24.2 deg C; Liquid Temperature: 23.2 deg C

Area Scan Find Secondary Maximum Within 2dB and with a peak SAR value greater than 0.0012W/kg

DASY4 Configuration:

- Probe: EX3DV4 - SN3554; ConvF(6.18, 6.18, 6.18);
- Sensor-Surface: 2.5mm (Mechanical Surface Detection)
- Electronics: DAE4 Sn558; Calibrated: 2011/7/26
- Phantom: Flat Phantom ELI4.0; Type: QDOVA001BA; Serial: SN: 1052
- Measurement SW: DASY4, V4.7 Build 80; Postprocessing SW: SEMCAD, V1.8 Build 186

Low CH1 Rate 1M/Area Scan (5x7x1):

Measurement grid: dx=15mm, dy=15mm

Maximum value of SAR (measured) = 0.725 mW/g

Low CH1 Rate 1M/Zoom Scan (7x7x9)/Cube 0:

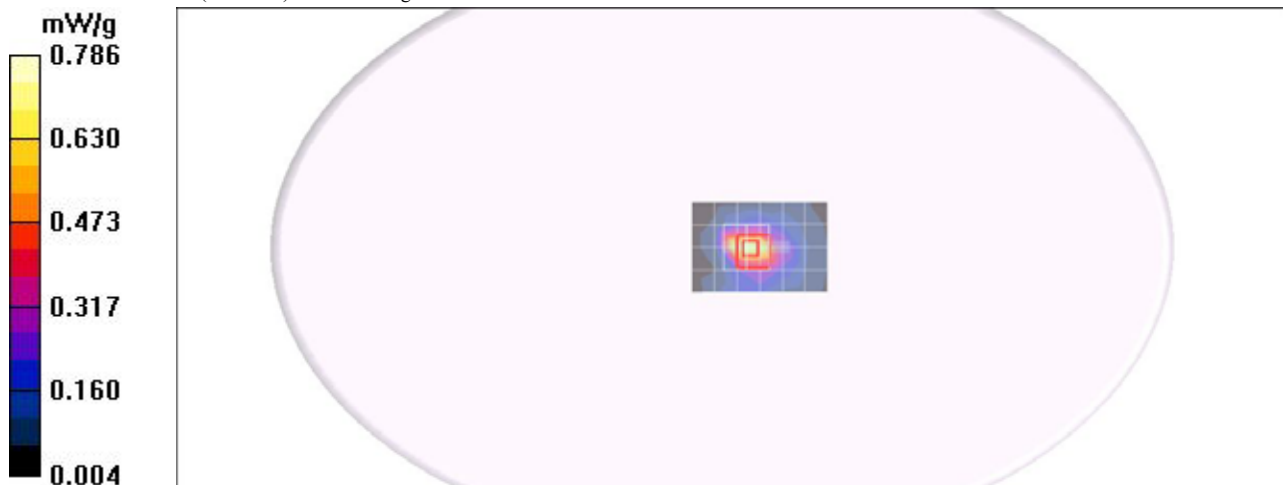
Measurement grid: dx=5mm, dy=5mm, dz=3mm

Reference Value = 13.4 V/m; Power Drift = -0.085 dB

Peak SAR (extrapolated) = 1.24 W/kg

SAR(1 g) = 0.547 mW/g; SAR(10 g) = 0.268 mW/g

Maximum value of SAR (measured) = 0.786 mW/g



Test Laboratory: Compliance Certification Services Inc.

80211g Horizontal Down mode WU318d

DUT: WU318d; Type: USB Dongle; Serial: N/A

Communication System: IEEE 802.11g WLAN; Frequency: 2412 MHz; Duty Cycle: 1:1

Medium parameters used: $f = 2412$ MHz; $\sigma = 1.9$ mho/m; $\epsilon_r = 52$; $\rho = 1000$ kg/m³

Phantom section: Flat Section

Air Temperature: 24.2 deg C; Liquid Temperature: 23.2 deg C

Area Scan Find Secondary Maximum Within 2dB and with a peak SAR value greater than 0.0012W/kg

DASY4 Configuration:

- Probe: EX3DV4 - SN3554; ConvF(6.18, 6.18, 6.18);
- Sensor-Surface: 2.5mm (Mechanical Surface Detection)
- Electronics: DAE4 Sn558; Calibrated: 2011/7/26
- Phantom: Flat Phantom ELI4.0; Type: QDOVA001BA; Serial: SN: 1052
- Measurement SW: DASY4, V4.7 Build 80; Postprocessing SW: SEMCAD, V1.8 Build 186

Low CH1 Rate 6M/Area Scan (5x7x1):

Measurement grid: dx=15mm, dy=15mm

Maximum value of SAR (measured) = 1.41 mW/g

Low CH1 Rate 6M/Zoom Scan (7x7x9)/Cube 0:

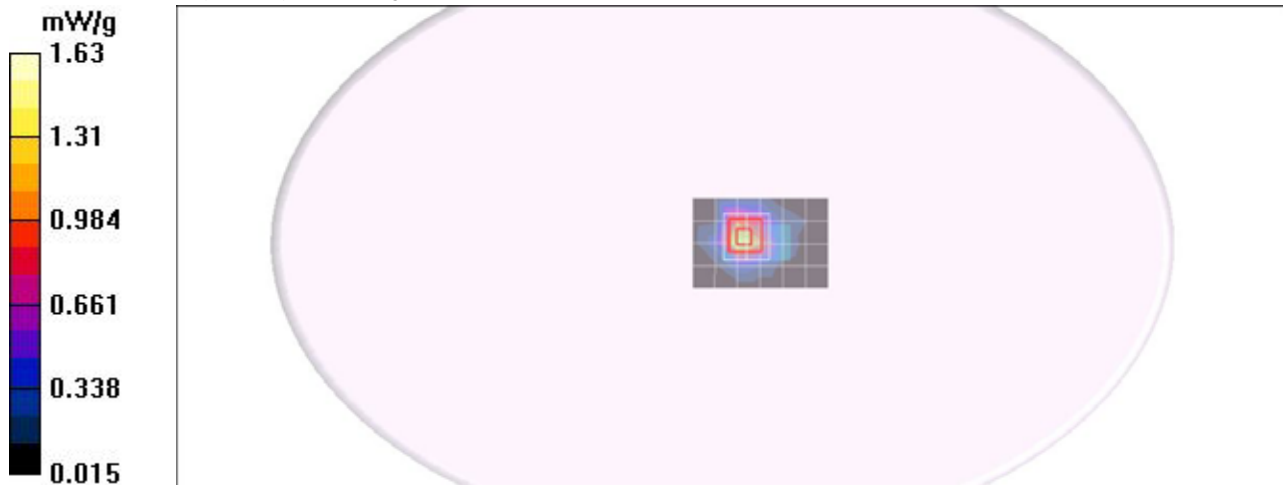
Measurement grid: dx=5mm, dy=5mm, dz=3mm

Reference Value = 17.3 V/m; Power Drift = -0.070 dB

Peak SAR (extrapolated) = 2.66 W/kg

SAR(1 g) = **1.150** mW/g; SAR(10 g) = 0.517 mW/g

Maximum value of SAR (measured) = 1.63 mW/g



Test Laboratory: Compliance Certification Services Inc.

80211g Horizontal Down mode WU318d

DUT: WU318d; Type: USB Dongle; Serial: N/A

Communication System: IEEE 802.11g WLAN; Frequency: 2437 MHz; Duty Cycle: 1:1
Medium parameters used (interpolated): $f = 2437$ MHz; $\sigma = 1.93$ mho/m; $\epsilon_r = 51.7$; $\rho = 1000$ kg/m³
Phantom section: Flat Section
Air Temperature: 24.2 deg C; Liquid Temperature: 23.2 deg C
Area Scan Find Secondary Maximum Within 2dB and with a peak SAR value greater than 0.0012W/kg

DASY4 Configuration:

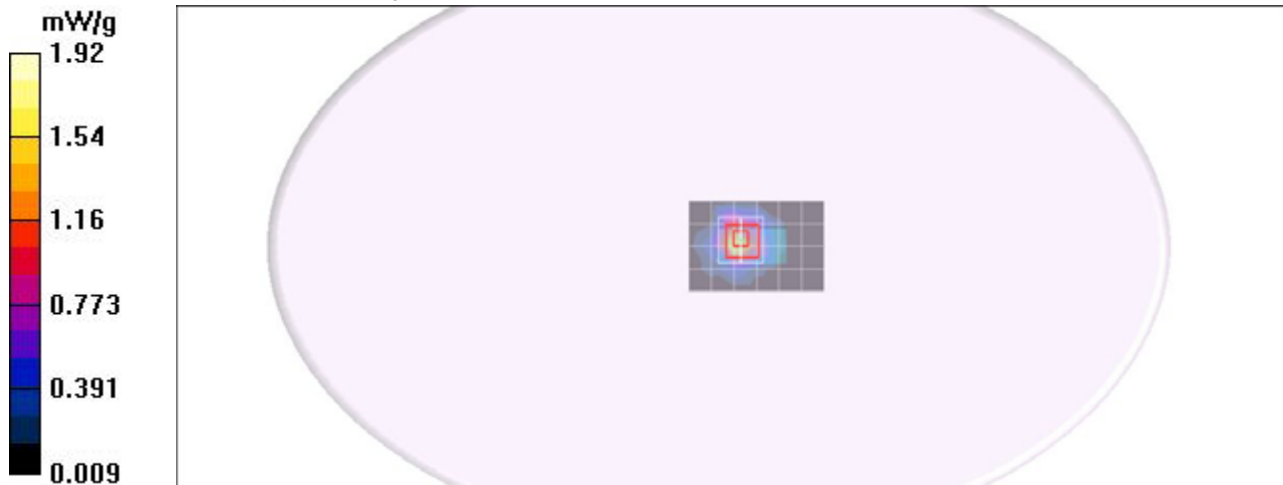
- Probe: EX3DV4 - SN3554; ConvF(6.18, 6.18, 6.18);
- Sensor-Surface: 2.5mm (Mechanical Surface Detection)
- Electronics: DAE4 Sn558; Calibrated: 2011/7/26
- Phantom: Flat Phantom ELI4.0; Type: QDOVA001BA; Serial: SN: 1052
- Measurement SW: DASY4, V4.7 Build 80; Postprocessing SW: SEMCAD, V1.8 Build 186

Middle CH6 Rate 6M/Area Scan (5x7x1):

Measurement grid: dx=15mm, dy=15mm
Maximum value of SAR (measured) = 1.65 mW/g

Middle CH6 Rate 6M/Zoom Scan (7x7x9)/Cube 0:

Measurement grid: dx=5mm, dy=5mm, dz=3mm
Reference Value = 19.1 V/m; Power Drift = -0.007 dB
Peak SAR (extrapolated) = 3.14 W/kg
SAR(1 g) = **1.350 mW/g**; SAR(10 g) = **0.595 mW/g**
Maximum value of SAR (measured) = 1.92 mW/g



Test Laboratory: Compliance Certification Services Inc.

80211g Horizontal Down mode WU318d

DUT: WU318d; Type: USB Dongle; Serial: N/A

Communication System: IEEE 802.11g WLAN; Frequency: 2462 MHz; Duty Cycle: 1:1
Medium parameters used (interpolated): $f = 2462$ MHz; $\sigma = 1.97$ mho/m; $\epsilon_r = 51.3$; $\rho = 1000$ kg/m³
Phantom section: Flat Section
Air Temperature: 24.2 deg C; Liquid Temperature: 23.2 deg C
Area Scan Find Secondary Maximum Within 2dB and with a peak SAR value greater than 0.0012W/kg

DASY4 Configuration:

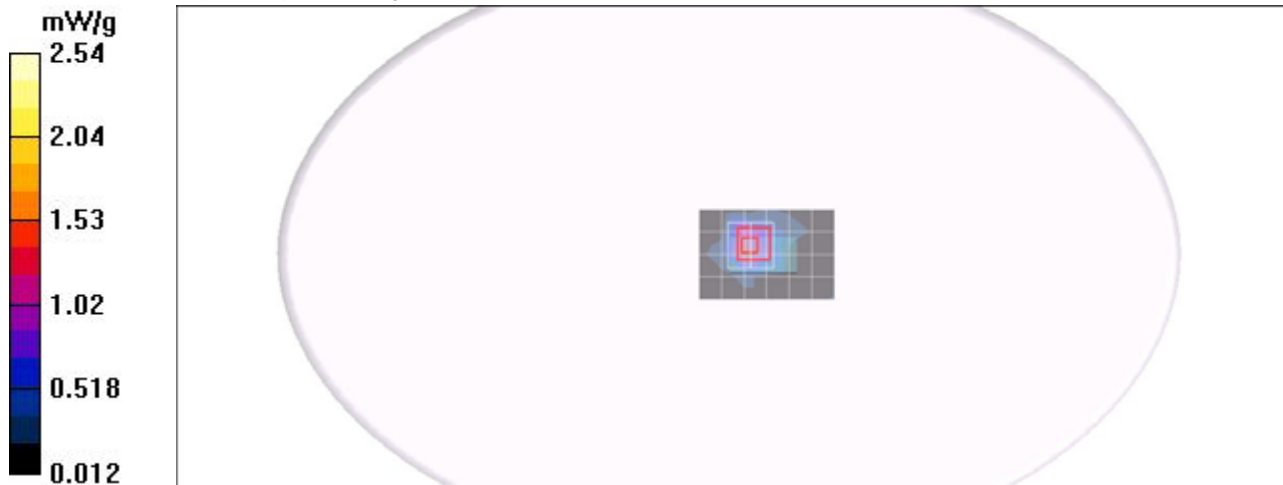
- Probe: EX3DV4 - SN3554; ConvF(6.18, 6.18, 6.18);
- Sensor-Surface: 2.5mm (Mechanical Surface Detection)
- Electronics: DAE4 Sn558; Calibrated: 2011/7/26
- Phantom: Flat Phantom ELI4.0; Type: QDOVA001BA; Serial: SN: 1052
- Measurement SW: DASY4, V4.7 Build 80; Postprocessing SW: SEMCAD, V1.8 Build 186

High CH11 Rate 6M/Area Scan (5x7x1):

Measurement grid: dx=15mm, dy=15mm
Maximum value of SAR (measured) = 1.40 mW/g

High CH11 Rate 6M/Zoom Scan (7x7x9)/Cube 0:

Measurement grid: dx=5mm, dy=5mm, dz=3mm
Reference Value = 18.2 V/m; Power Drift = -0.022 dB
Peak SAR (extrapolated) = 2.76 W/kg
SAR(1 g) = **1.200 mW/g**; SAR(10 g) = **0.528 mW/g**
Maximum value of SAR (measured) = 1.79 mW/g



Test Laboratory: Compliance Certification Services Inc.

80211g Horizontal Up mode WU318d

DUT: WU318d; Type: USB Dongle; Serial: N/A

Communication System: IEEE 802.11g WLAN; Frequency: 2437 MHz; Duty Cycle: 1:1
Medium parameters used (interpolated): $f = 2437$ MHz; $\sigma = 1.93$ mho/m; $\epsilon_r = 51.7$; $\rho = 1000$ kg/m³
Phantom section: Flat Section
Air Temperature: 24.2 deg C; Liquid Temperature: 23.2 deg C
Area Scan Find Secondary Maximum Within 2dB and with a peak SAR value greater than 0.0012W/kg

DASY4 Configuration:

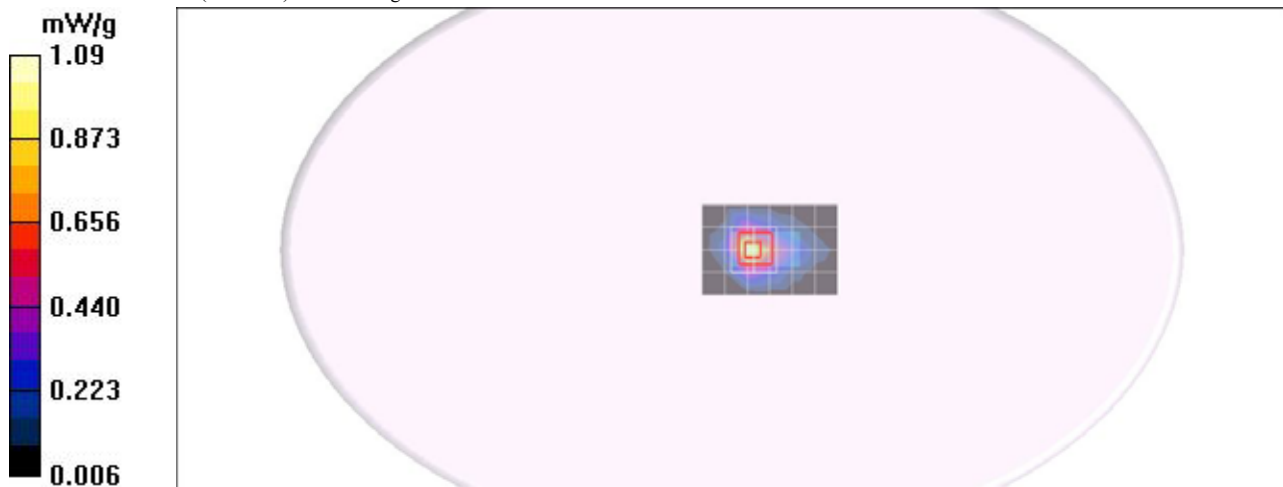
- Probe: EX3DV4 - SN3554; ConvF(6.18, 6.18, 6.18);
- Sensor-Surface: 2.5mm (Mechanical Surface Detection)
- Electronics: DAE4 Sn558; Calibrated: 2011/7/26
- Phantom: Flat Phantom ELI4.0; Type: QDOVA001BA; Serial: SN: 1052
- Measurement SW: DASY4, V4.7 Build 80; Postprocessing SW: SEMCAD, V1.8 Build 186

Middle CH6 Rate 6M/Area Scan (5x7x1):

Measurement grid: dx=15mm, dy=15mm
Maximum value of SAR (measured) = 1.04 mW/g

Middle CH6 Rate 6M/Zoom Scan (7x7x9)/Cube 0:

Measurement grid: dx=5mm, dy=5mm, dz=3mm
Reference Value = 15.4 V/m; Power Drift = -0.093 dB
Peak SAR (extrapolated) = 1.73 W/kg
SAR(1 g) = 0.747 mW/g; SAR(10 g) = 0.347 mW/g
Maximum value of SAR (measured) = 1.09 mW/g



Test Laboratory: Compliance Certification Services Inc.

80211g Vertical Front mode WU318d

DUT: WU318d; Type: USB Dongle; Serial: N/A

Communication System: IEEE 802.11g WLAN; Frequency: 2437 MHz; Duty Cycle: 1:1
Medium parameters used (interpolated): $f = 2437$ MHz; $\sigma = 1.93$ mho/m; $\epsilon_r = 51.7$; $\rho = 1000$ kg/m³
Phantom section: Flat Section
Air Temperature: 24.2 deg C; Liquid Temperature: 23.2 deg C
Area Scan Find Secondary Maximum Within 2dB and with a peak SAR value greater than 0.0012W/kg

DASY4 Configuration:

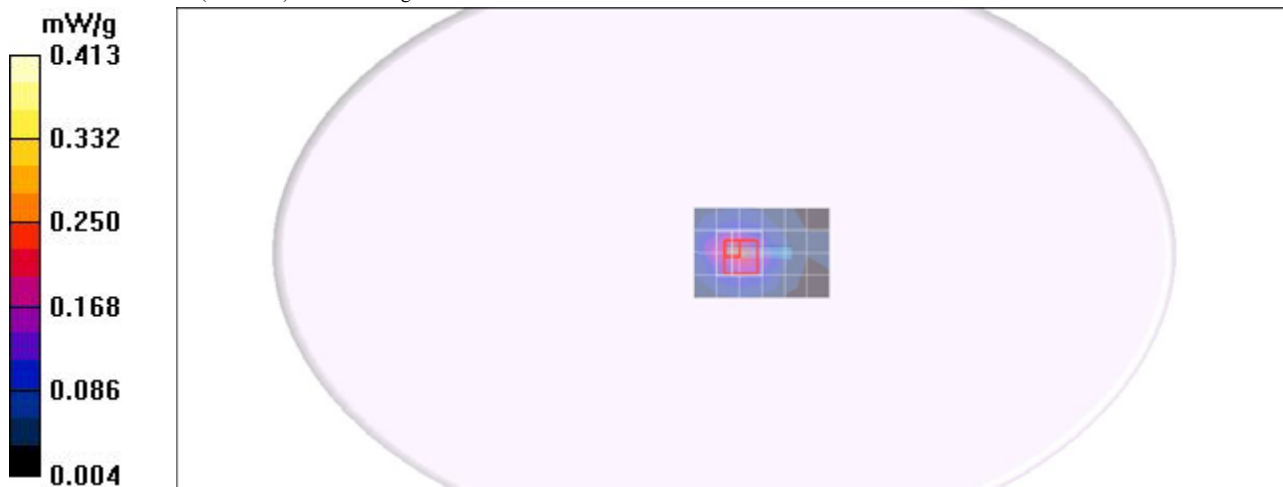
- Probe: EX3DV4 - SN3554; ConvF(6.18, 6.18, 6.18);
- Sensor-Surface: 2.5mm (Mechanical Surface Detection)
- Electronics: DAE4 Sn558; Calibrated: 2011/7/26
- Phantom: Flat Phantom ELI4.0; Type: QDOVA001BA; Serial: SN: 1052
- Measurement SW: DASY4, V4.7 Build 80; Postprocessing SW: SEMCAD, V1.8 Build 186

Middle CH6 Rate 6M/Area Scan (5x7x1):

Measurement grid: dx=15mm, dy=15mm
Maximum value of SAR (measured) = 0.249 mW/g

Middle CH6 Rate 6M/Zoom Scan (7x7x9)/Cube 0:

Measurement grid: dx=5mm, dy=5mm, dz=3mm
Reference Value = 11.4 V/m; Power Drift = -0.058 dB
Peak SAR (extrapolated) = 0.549 W/kg
SAR(1 g) = 0.207 mW/g; SAR(10 g) = 0.114 mW/g
Maximum value of SAR (measured) = 0.293 mW/g



Test Laboratory: Compliance Certification Services Inc.

80211g Vertical Back mode WU318d

DUT: WU318d; Type: USB Dongle; Serial: N/A

Communication System: IEEE 802.11g WLAN; Frequency: 2437 MHz; Duty Cycle: 1:1
Medium parameters used (interpolated): $f = 2437$ MHz; $\sigma = 1.93$ mho/m; $\epsilon_r = 51.7$; $\rho = 1000$ kg/m³
Phantom section: Flat Section
Air Temperature: 24.2 deg C; Liquid Temperature: 23.2 deg C
Area Scan Find Secondary Maximum Within 2dB and with a peak SAR value greater than 0.0012W/kg

DASY4 Configuration:

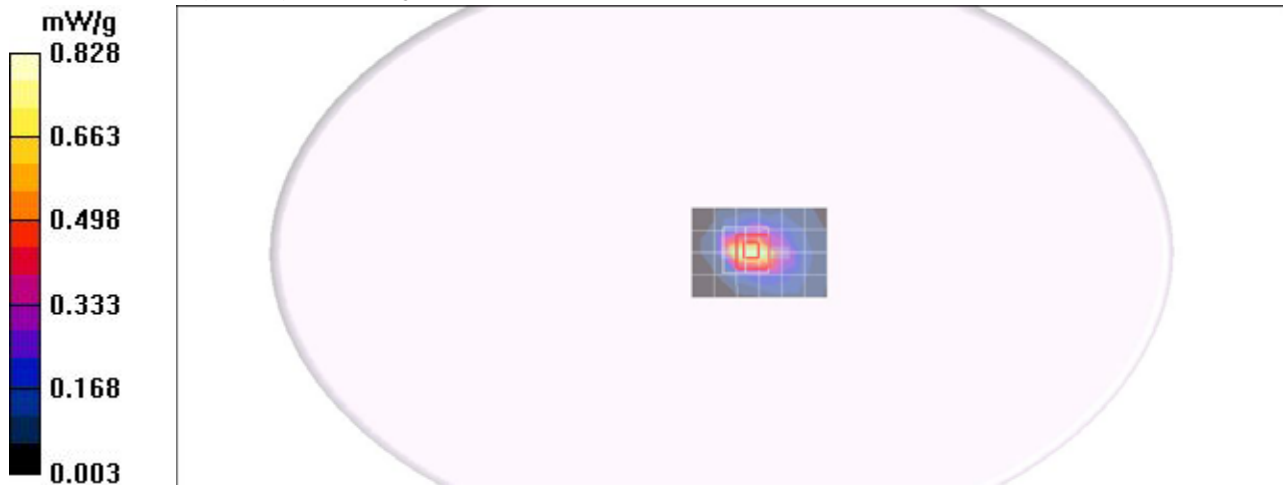
- Probe: EX3DV4 - SN3554; ConvF(6.18, 6.18, 6.18);
- Sensor-Surface: 2.5mm (Mechanical Surface Detection)
- Electronics: DAE4 Sn558; Calibrated: 2011/7/26
- Phantom: Flat Phantom ELI4.0; Type: QDOVA001BA; Serial: SN: 1052
- Measurement SW: DASY4, V4.7 Build 80; Postprocessing SW: SEMCAD, V1.8 Build 186

Middle CH6 Rate 6M/Area Scan (5x7x1):

Measurement grid: dx=15mm, dy=15mm
Maximum value of SAR (measured) = 0.762 mW/g

Middle CH6 Rate 6M/Zoom Scan (7x7x9)/Cube 0:

Measurement grid: dx=5mm, dy=5mm, dz=3mm
Reference Value = 11.7 V/m; Power Drift = -0.004 dB
Peak SAR (extrapolated) = 1.32 W/kg
SAR(1 g) = 0.575 mW/g; SAR(10 g) = 0.261 mW/g
Maximum value of SAR (measured) = 0.828 mW/g



Test Laboratory: Compliance Certification Services Inc.

80211n HT20 Horizontal Down mode WU318d

DUT: WU318d; Type: USB Dongle; Serial: N/A

Communication System: IEEE 802.11g WLAN HT20; Frequency: 2412 MHz; Duty Cycle: 1:1
Medium parameters used: $f = 2412$ MHz; $\sigma = 1.9$ mho/m; $\epsilon_r = 52$; $\rho = 1000$ kg/m³

Phantom section: Flat Section

Air Temperature: 24.2 deg C; Liquid Temperature: 23.2 deg C

Area Scan Find Secondary Maximum Within 2dB and with a peak SAR value greater than 0.0012W/kg

DASY4 Configuration:

- Probe: EX3DV4 - SN3554; ConvF(6.18, 6.18, 6.18);
- Sensor-Surface: 2.5mm (Mechanical Surface Detection)
- Electronics: DAE4 Sn558; Calibrated: 2011/7/26
- Phantom: Flat Phantom ELI4.0; Type: QDOVA001BA; Serial: SN: 1052
- Measurement SW: DASY4, V4.7 Build 80; Postprocessing SW: SEMCAD, V1.8 Build 186

Low CH1 Rate 6.5M/Area Scan (5x7x1):

Measurement grid: dx=15mm, dy=15mm

Maximum value of SAR (measured) = 1.14 mW/g

Low CH1 Rate 6.5M/Zoom Scan (7x7x9)/Cube 0:

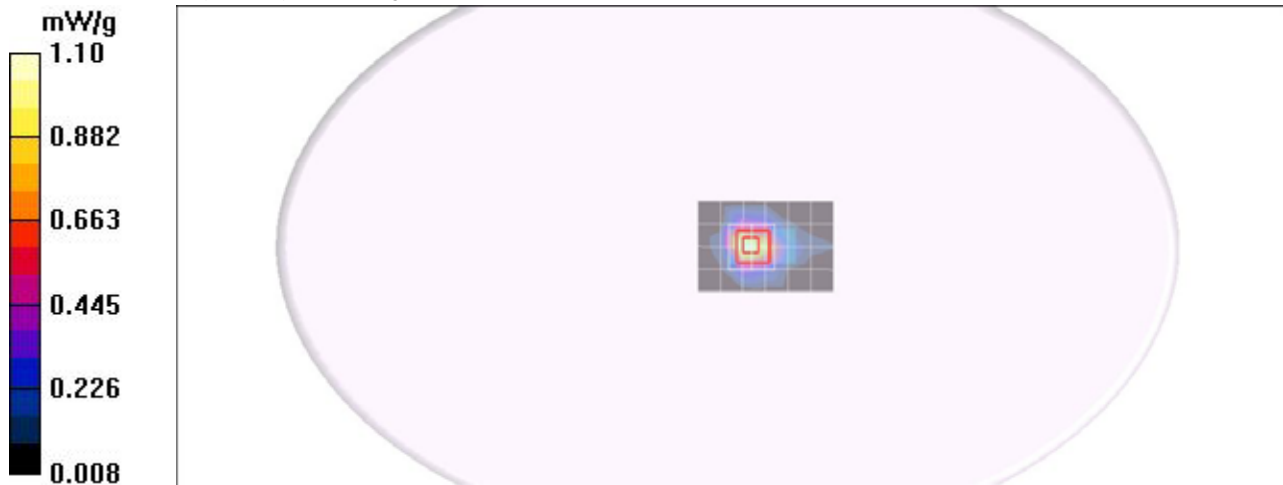
Measurement grid: dx=5mm, dy=5mm, dz=3mm

Reference Value = 16.2 V/m; Power Drift = -0.071 dB

Peak SAR (extrapolated) = 1.76 W/kg

SAR(1 g) = 0.779 mW/g; SAR(10 g) = 0.367 mW/g

Maximum value of SAR (measured) = 1.10 mW/g



Test Laboratory: Compliance Certification Services Inc.

80211n HT20 Horizontal Up mode WU318d

DUT: WU318d; Type: USB Dongle; Serial: N/A

Communication System: IEEE 802.11g WLAN HT20; Frequency: 2412 MHz; Duty Cycle: 1:1

Medium parameters used: $f = 2412$ MHz; $\sigma = 1.9$ mho/m; $\epsilon_r = 52$; $\rho = 1000$ kg/m³

Phantom section: Flat Section

Air Temperature: 24.2 deg C; Liquid Temperature: 23.2 deg C

Area Scan Find Secondary Maximum Within 2dB and with a peak SAR value greater than 0.0012W/kg

DASY4 Configuration:

- Probe: EX3DV4 - SN3554; ConvF(6.18, 6.18, 6.18);
- Sensor-Surface: 2.5mm (Mechanical Surface Detection)
- Electronics: DAE4 Sn558; Calibrated: 2011/7/26
- Phantom: Flat Phantom ELI4.0; Type: QDOVA001BA; Serial: SN: 1052
- Measurement SW: DASY4, V4.7 Build 80; Postprocessing SW: SEMCAD, V1.8 Build 186

Low CH1 Rate 6.5M/Area Scan (5x7x1):

Measurement grid: dx=15mm, dy=15mm

Maximum value of SAR (measured) = 0.088 mW/g

Low CH1 Rate 6.5M/Zoom Scan (7x7x9)/Cube 0:

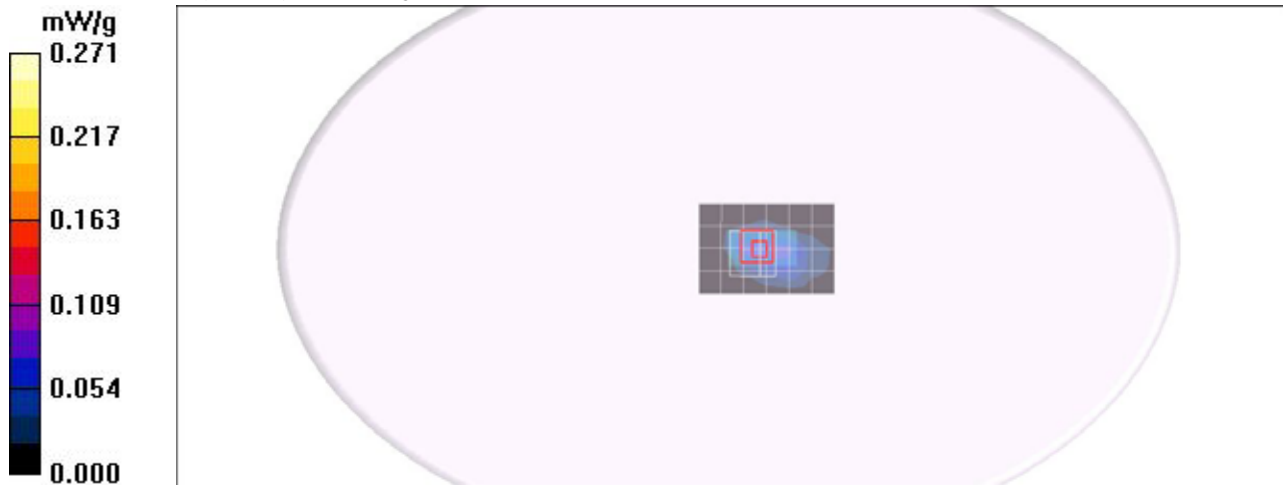
Measurement grid: dx=5mm, dy=5mm, dz=3mm

Reference Value = 5.94 V/m; Power Drift = -0.046 dB

Peak SAR (extrapolated) = 0.184 W/kg

SAR(1 g) = **0.082 mW/g**; SAR(10 g) = **0.042 mW/g**

Maximum value of SAR (measured) = 0.151 mW/g



Test Laboratory: Compliance Certification Services Inc.

80211n HT20 Vertical Front mode WU318d

DUT: WU318d; Type: USB Dongle; Serial: N/A

Communication System: IEEE 802.11n WLAN HT20; Frequency: 2412 MHz; Duty Cycle: 1:1

Medium parameters used: $f = 2412$ MHz; $\sigma = 1.9$ mho/m; $\epsilon_r = 52$; $\rho = 1000$ kg/m³

Phantom section: Flat Section

Air Temperature: 24.2 deg C; Liquid Temperature: 23.2 deg C

Area Scan Find Secondary Maximum Within 2dB and with a peak SAR value greater than 0.0012W/kg

DASY4 Configuration:

- Probe: EX3DV4 - SN3554; ConvF(6.18, 6.18, 6.18);
- Sensor-Surface: 2.5mm (Mechanical Surface Detection)
- Electronics: DAE4 Sn558; Calibrated: 2011/7/26
- Phantom: Flat Phantom ELI4.0; Type: QDOVA001BA; Serial: SN: 1052
- Measurement SW: DASY4, V4.7 Build 80; Postprocessing SW: SEMCAD, V1.8 Build 186

Low CH1 Rate 6.5M/Area Scan (7x7x1):

Measurement grid: dx=15mm, dy=15mm

Maximum value of SAR (measured) = 0.187 mW/g

Low CH1 Rate 6.5M/Zoom Scan (7x7x9)/Cube 0:

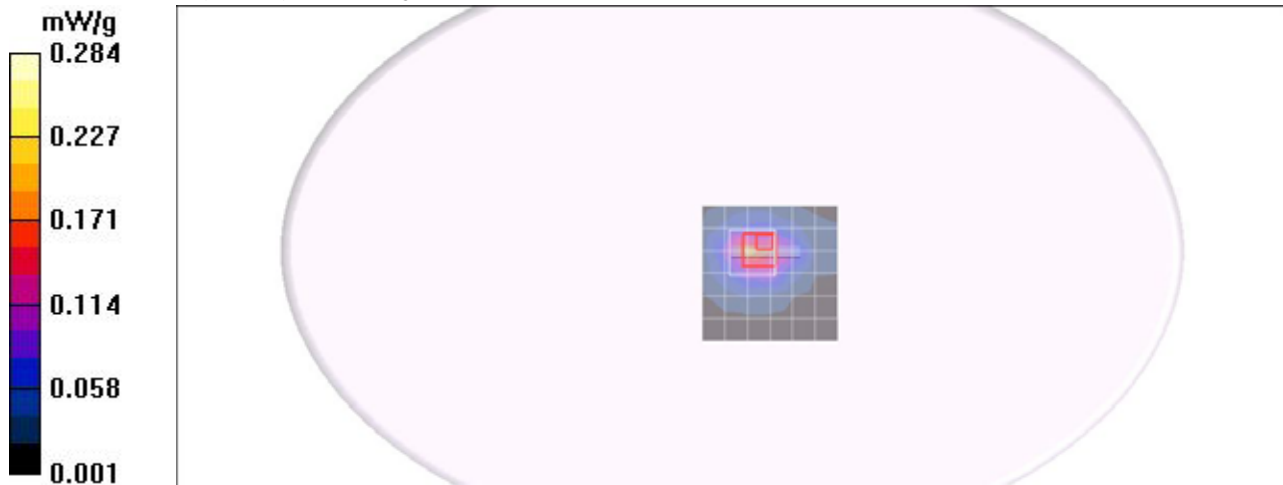
Measurement grid: dx=5mm, dy=5mm, dz=3mm

Reference Value = 12.9 V/m; Power Drift = -0.042 dB

Peak SAR (extrapolated) = 0.651 W/kg

SAR(1 g) = **0.184 mW/g**; SAR(10 g) = **0.117 mW/g**

Maximum value of SAR (measured) = 0.284 mW/g



Test Laboratory: Compliance Certification Services Inc.

80211n HT20 Vertical Back mode WU318d

DUT: WU318d; Type: USB Dongle; Serial: N/A

Communication System: IEEE 802.11n WLAN HT20; Frequency: 2412 MHz; Duty Cycle: 1:1

Medium parameters used: $f = 2412$ MHz; $\sigma = 1.9$ mho/m; $\epsilon_r = 52$; $\rho = 1000$ kg/m³

Phantom section: Flat Section

Air Temperature: 24.2 deg C; Liquid Temperature: 23.2 deg C

Area Scan Find Secondary Maximum Within 2dB and with a peak SAR value greater than 0.0012W/kg

DASY4 Configuration:

- Probe: EX3DV4 - SN3554; ConvF(6.18, 6.18, 6.18);
- Sensor-Surface: 2.5mm (Mechanical Surface Detection)
- Electronics: DAE4 Sn558; Calibrated: 2011/7/26
- Phantom: Flat Phantom ELI4.0; Type: QDOVA001BA; Serial: SN: 1052
- Measurement SW: DASY4, V4.7 Build 80; Postprocessing SW: SEMCAD, V1.8 Build 186

Low CH1 Rate 6.5M/Area Scan (5x7x1):

Measurement grid: dx=15mm, dy=15mm

Maximum value of SAR (measured) = 0.446 mW/g

Low CH1 Rate 6.5M/Zoom Scan (7x7x9)/Cube 0:

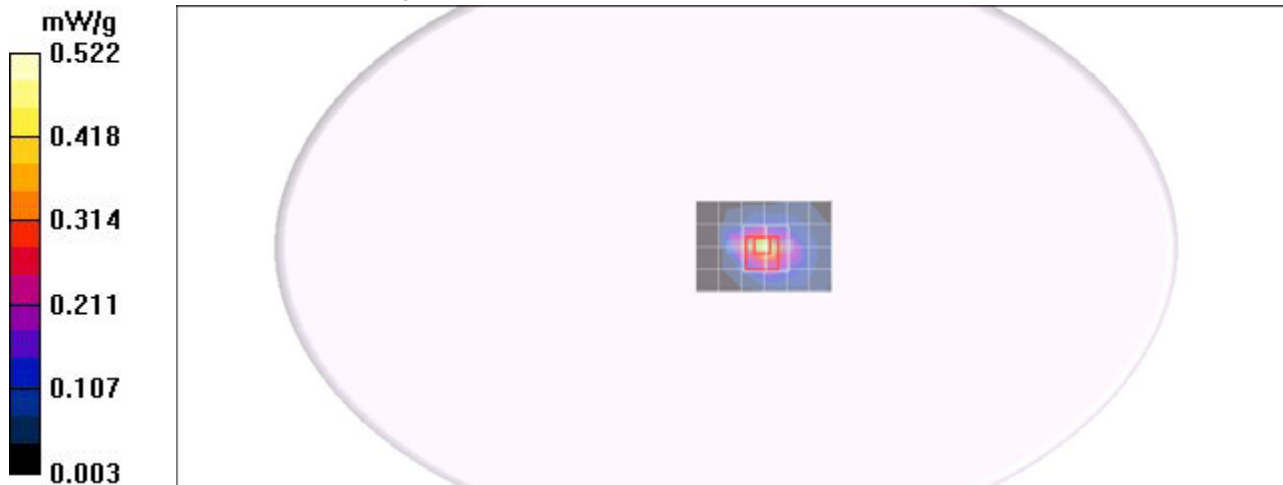
Measurement grid: dx=5mm, dy=5mm, dz=3mm

Reference Value = 5.78 V/m; Power Drift = -0.014 dB

Peak SAR (extrapolated) = 0.966 W/kg

SAR(1 g) = 0.342 mW/g; SAR(10 g) = 0.172 mW/g

Maximum value of SAR (measured) = 0.522 mW/g



Test Laboratory: Compliance Certification Services Inc.

80211n HT40 Horizontal Down mode WU318d

DUT: WU318d; Type: USB Dongle; Serial: N/A

Communication System: IEEE 802.11g WLAN HT40; Frequency: 2437 MHz; Duty Cycle: 1:1
Medium parameters used (interpolated): $f = 2437$ MHz; $\sigma = 1.93$ mho/m; $\epsilon_r = 51.7$; $\rho = 1000$ kg/m³
Phantom section: Flat Section
Air Temperature: 24.2 deg C; Liquid Temperature: 23.2 deg C
Area Scan Find Secondary Maximum Within 2dB and with a peak SAR value greater than 0.0012W/kg

DASY4 Configuration:

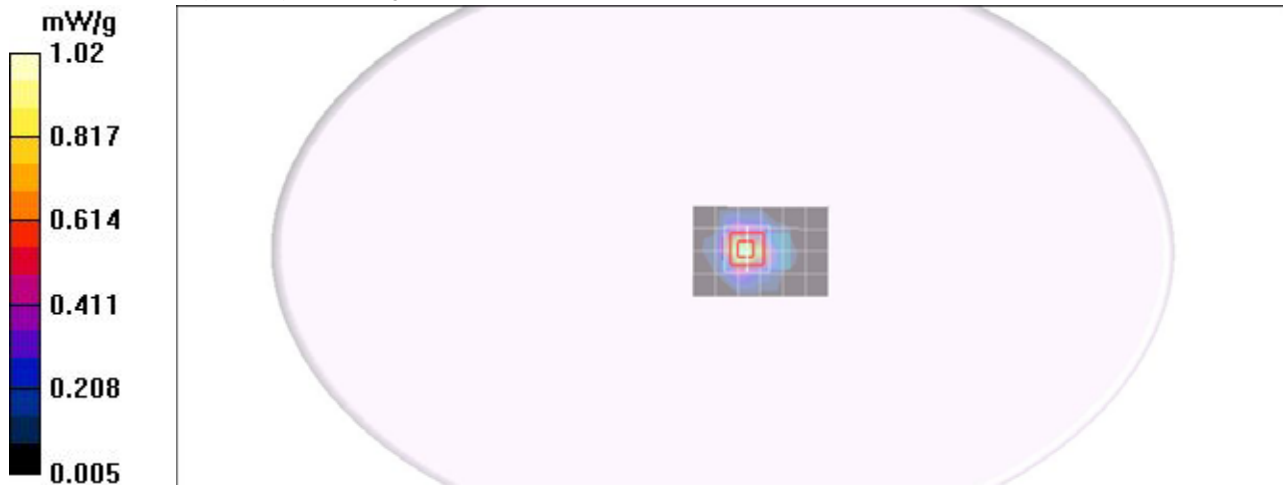
- Probe: EX3DV4 - SN3554; ConvF(6.18, 6.18, 6.18);
- Sensor-Surface: 2.5mm (Mechanical Surface Detection)
- Electronics: DAE4 Sn558; Calibrated: 2011/7/26
- Phantom: Flat Phantom ELI4.0; Type: QDOVA001BA; Serial: SN: 1052
- Measurement SW: DASY4, V4.7 Build 80; Postprocessing SW: SEMCAD, V1.8 Build 186

Middle CH6 Rate 13.5M/Area Scan (5x7x1):

Measurement grid: dx=15mm, dy=15mm
Maximum value of SAR (measured) = 1.03 mW/g

Middle CH6 Rate 13.5M/Zoom Scan (7x7x9)/Cube 0:

Measurement grid: dx=5mm, dy=5mm, dz=3mm
Reference Value = 14.8 V/m; Power Drift = -0.053 dB
Peak SAR (extrapolated) = 1.59 W/kg
SAR(1 g) = 0.692 mW/g; SAR(10 g) = 0.305 mW/g
Maximum value of SAR (measured) = 1.02 mW/g



Test Laboratory: Compliance Certification Services Inc.

80211n HT40 Horizontal Up mode WU318d

DUT: WU318d; Type: USB Dongle; Serial: N/A

Communication System: IEEE 802.11g WLAN HT40; Frequency: 2437 MHz; Duty Cycle: 1:1
Medium parameters used (interpolated): $f = 2437$ MHz; $\sigma = 1.93$ mho/m; $\epsilon_r = 51.7$; $\rho = 1000$ kg/m³
Phantom section: Flat Section
Air Temperature: 24.2 deg C; Liquid Temperature: 23.2 deg C
Area Scan Find Secondary Maximum Within 2dB and with a peak SAR value greater than 0.0012W/kg

DASY4 Configuration:

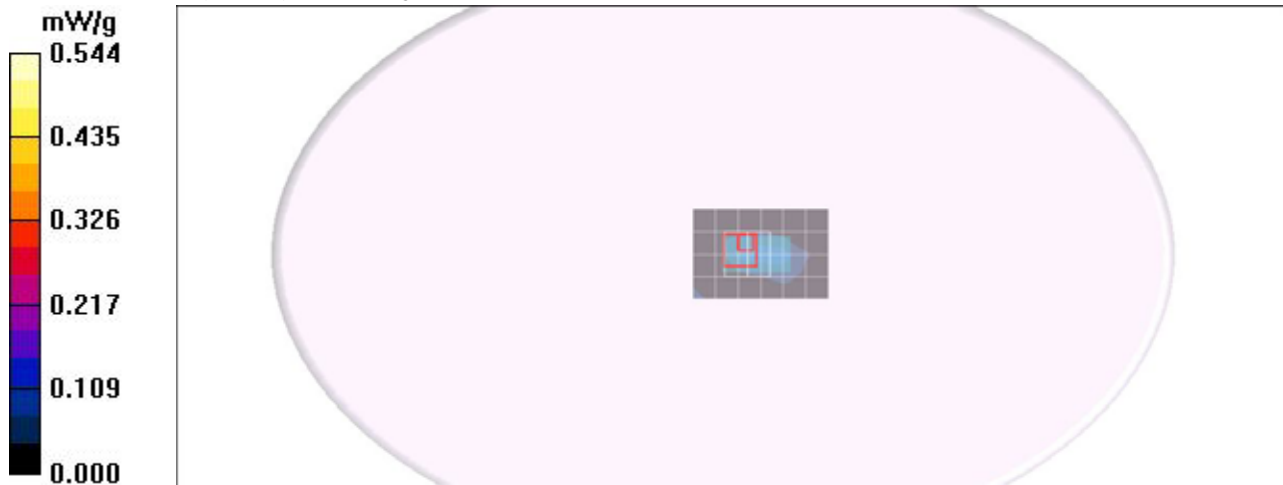
- Probe: EX3DV4 - SN3554; ConvF(6.18, 6.18, 6.18);
- Sensor-Surface: 2.5mm (Mechanical Surface Detection)
- Electronics: DAE4 Sn558; Calibrated: 2011/7/26
- Phantom: Flat Phantom ELI4.0; Type: QDOVA001BA; Serial: SN: 1052
- Measurement SW: DASY4, V4.7 Build 80; Postprocessing SW: SEMCAD, V1.8 Build 186

Middle CH6 Rate 13.5M/Area Scan (5x7x1):

Measurement grid: dx=15mm, dy=15mm
Maximum value of SAR (measured) = 0.098 mW/g

Middle CH6 Rate 13.5M/Zoom Scan (7x7x9)/Cube 0:

Measurement grid: dx=5mm, dy=5mm, dz=3mm
Reference Value = 6.32 V/m; Power Drift = -0.079 dB
Peak SAR (extrapolated) = 0.489 W/kg
SAR(1 g) = 0.074 mW/g; SAR(10 g) = 0.043 mW/g
Maximum value of SAR (measured) = 0.151 mW/g



Test Laboratory: Compliance Certification Services Inc.

80211n HT40 Vertical Front mode WU318d

DUT: WU318d; Type: USB Dongle; Serial: N/A

Communication System: IEEE 802.11g WLAN HT40; Frequency: 2437 MHz; Duty Cycle: 1:1
Medium parameters used (interpolated): $f = 2437$ MHz; $\sigma = 1.93$ mho/m; $\epsilon_r = 51.7$; $\rho = 1000$ kg/m³
Phantom section: Flat Section
Air Temperature: 24.2 deg C; Liquid Temperature: 23.2 deg C
Area Scan Find Secondary Maximum Within 2dB and with a peak SAR value greater than 0.0012W/kg

DASY4 Configuration:

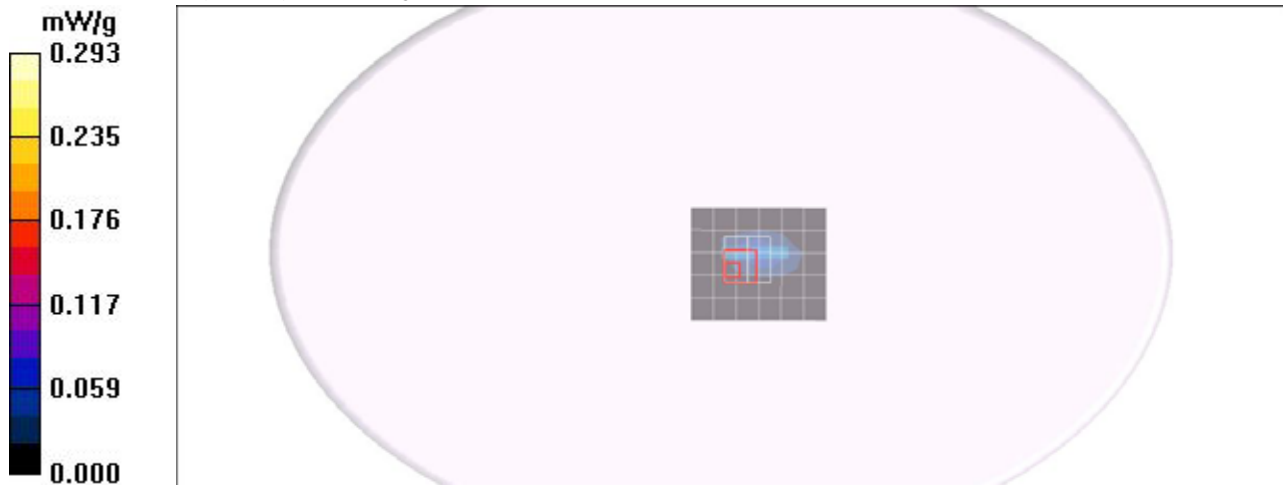
- Probe: EX3DV4 - SN3554; ConvF(6.18, 6.18, 6.18);
- Sensor-Surface: 2.5mm (Mechanical Surface Detection)
- Electronics: DAE4 Sn558; Calibrated: 2011/7/26
- Phantom: Flat Phantom ELI4.0; Type: QDOVA001BA; Serial: SN: 1052
- Measurement SW: DASY4, V4.7 Build 80; Postprocessing SW: SEMCAD, V1.8 Build 186

Middle CH6 Rate 13.5M/Area Scan (6x7x1):

Measurement grid: dx=15mm, dy=15mm
Maximum value of SAR (measured) = 0.071 mW/g

Middle CH6 Rate 13.5M/Zoom Scan (7x7x9)/Cube 0:

Measurement grid: dx=5mm, dy=5mm, dz=3mm
Reference Value = 1.55 V/m; Power Drift = -0.095 dB
Peak SAR (extrapolated) = 0.380 W/kg
SAR(1 g) = 0.087 mW/g; SAR(10 g) = 0.033 mW/g
Maximum value of SAR (measured) = 0.234 mW/g



Test Laboratory: Compliance Certification Services Inc.

80211n HT40 Vertical Back mode WU318d

DUT: WU318d; Type: USB Dongle; Serial: N/A

Communication System: IEEE 802.11g WLAN HT40; Frequency: 2437 MHz; Duty Cycle: 1:1
Medium parameters used (interpolated): $f = 2437$ MHz; $\sigma = 1.93$ mho/m; $\epsilon_r = 51.7$; $\rho = 1000$ kg/m³
Phantom section: Flat Section
Air Temperature: 24.2 deg C; Liquid Temperature: 23.2 deg C
Area Scan Find Secondary Maximum Within 2dB and with a peak SAR value greater than 0.0012W/kg

DASY4 Configuration:

- Probe: EX3DV4 - SN3554; ConvF(6.18, 6.18, 6.18);
- Sensor-Surface: 2.5mm (Mechanical Surface Detection)
- Electronics: DAE4 Sn558; Calibrated: 2011/7/26
- Phantom: Flat Phantom ELI4.0; Type: QDOVA001BA; Serial: SN: 1052
- Measurement SW: DASY4, V4.7 Build 80; Postprocessing SW: SEMCAD, V1.8 Build 186

Middle CH6 Rate 13.5M/Area Scan (5x7x1):

Measurement grid: dx=15mm, dy=15mm
Maximum value of SAR (measured) = 0.030 mW/g

Middle CH6 Rate 13.5M/Zoom Scan (7x7x9)/Cube 0:

Measurement grid: dx=5mm, dy=5mm, dz=3mm
Reference Value = 3.46 V/m; Power Drift = -0.062 dB
Peak SAR (extrapolated) = 0.219 W/kg
SAR(1 g) = 0.053 mW/g; SAR(10 g) = 0.023 mW/g
Maximum value of SAR (measured) = 0.219 mW/g

