

Test Laboratory: Compliance Certification Services Inc.

D2450V2 SN-728 Body

DUT: Dipole 2450 MHz; Type: D2450V2; Serial: D2450V2 - SN:728

Communication System: CW2450; Frequency: 2450 MHz; Duty Cycle: 1:1

Medium parameters used: $f = 2450$ MHz; $\sigma = 1.96$ mho/m; $\epsilon_r = 51.5$; $\rho = 1000$ kg/m³

Phantom section: Flat Section

Air Temperature: 24.6 deg C; Liquid Temperature: 23.6 deg C

Area Scan Find Secondary Maximum Within 2dB and with a peak SAR value greater than 0.0012W/kg

DASY4 Configuration:

- Probe: EX3DV4 - SN3554; ConvF(5.80, 5.80, 5.80);
- Sensor-Surface: 2.5mm (Mechanical Surface Detection)
- Electronics: DAE4 Sn558; Calibrated: 7/17/2009
- Phantom: SAM 34; Type: SAM V4.0; Serial: TP-1150
- Measurement SW: DASY4, V4.7 Build 80; Postprocessing SW: SEMCAD, V1.8 Build 186

Pin=250mW,d=10mm/Area Scan (6x6x1): Measurement grid: dx=15mm, dy=15mm

Maximum value of SAR (measured) = 13.3 mW/g

Pin=250mW,d=10mm/Zoom Scan (7x7x7)/Cube 0: Measurement grid:

dx=5mm, dy=5mm, dz=5mm

Reference Value = 94.7 V/m; Power Drift = -0.028 dB

Peak SAR (extrapolated) = 26.6 W/kg

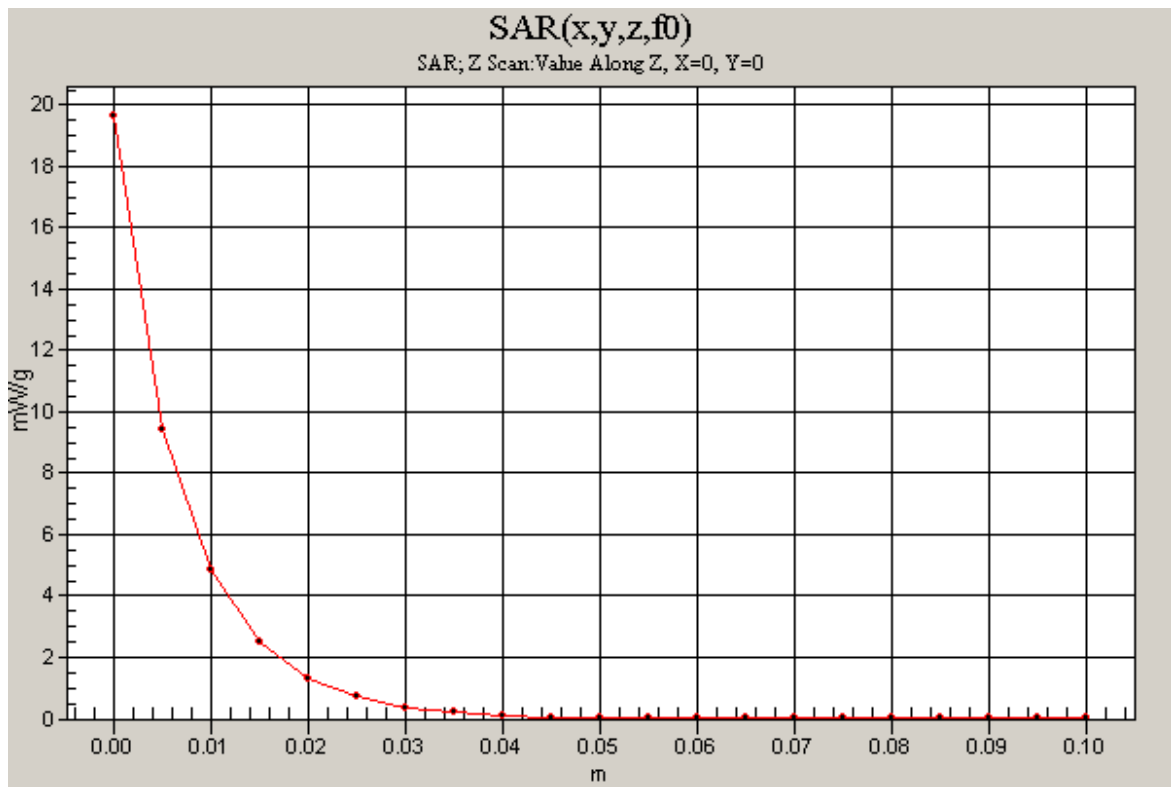
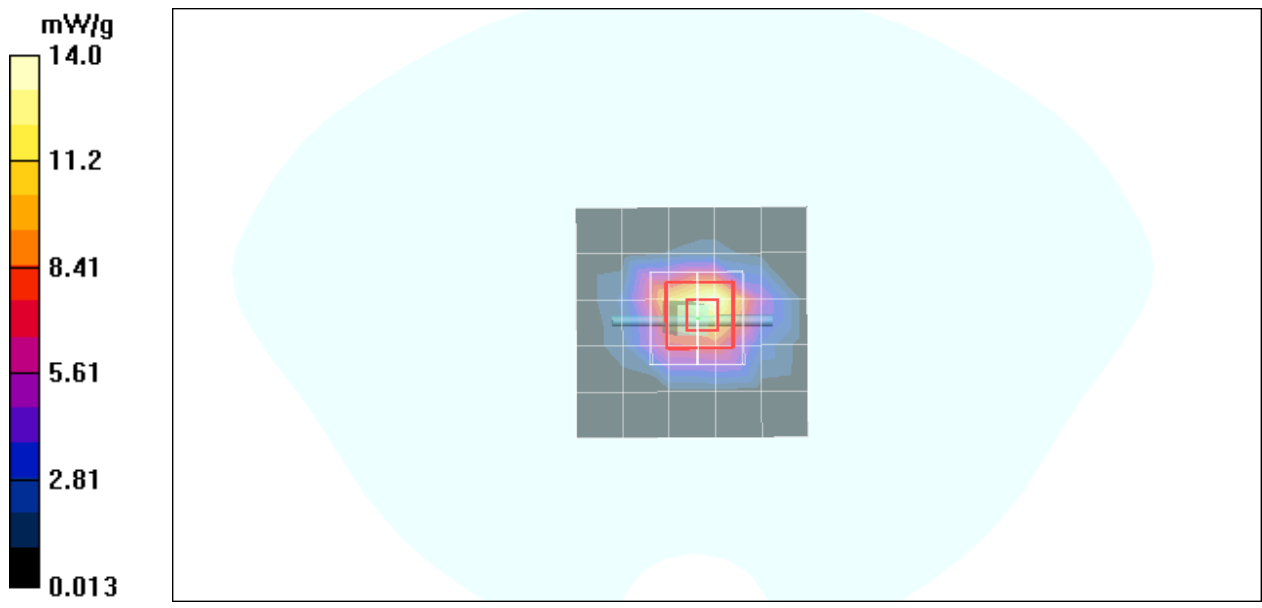
SAR(1 g) = 13 mW/g; SAR(10 g) = 6.11 mW/g

Maximum value of SAR (measured) = 18.5 mW/g

Pin=250mW,d=10mm/Z Scan (1x1x21): Measurement grid: dx=20mm,

dy=20mm, dz=5mm

Maximum value of SAR (measured) = 18.8 mW/g



Test Laboratory: Compliance Certification Services Inc.

80211b Horizontal Down mode WU306n

DUT: WU306n; Type: WU306n; Serial: N/A

Communication System: IEEE 802.11b WLAN; Frequency: 2462 MHz; Duty Cycle: 1:1

Medium parameters used: $f = 2462$ MHz; $\sigma = 1.98$ mho/m; $\epsilon_r = 51.5$; $\rho = 1000$ kg/m³

Phantom section: Flat Section

Air Temperature: 24.6 deg C; Liquid Temperature: 23.6 deg C

Area Scan Find Secondary Maximum Within 2dB and with a peak SAR value greater than 0.0012W/kg

DASY4 Configuration:

- Probe: EX3DV4 - SN3554; ConvF(5.80, 5.80, 5.80);
- Sensor-Surface: 2.5mm (Mechanical Surface Detection)
- Electronics: DAE4 Sn558; Calibrated: 7/17/2009
- Phantom: Flat Phantom ELI4.0; Type: QDOVA001BA; Serial: SN: 1052
- Measurement SW: DASY4, V4.7 Build 80; Postprocessing SW: SEMCAD, V1.8 Build 186

High CH Rate 1M/Area Scan (5x9x1): Measurement grid: dx=15mm, dy=15mm

Maximum value of SAR (measured) = 0.611 mW/g

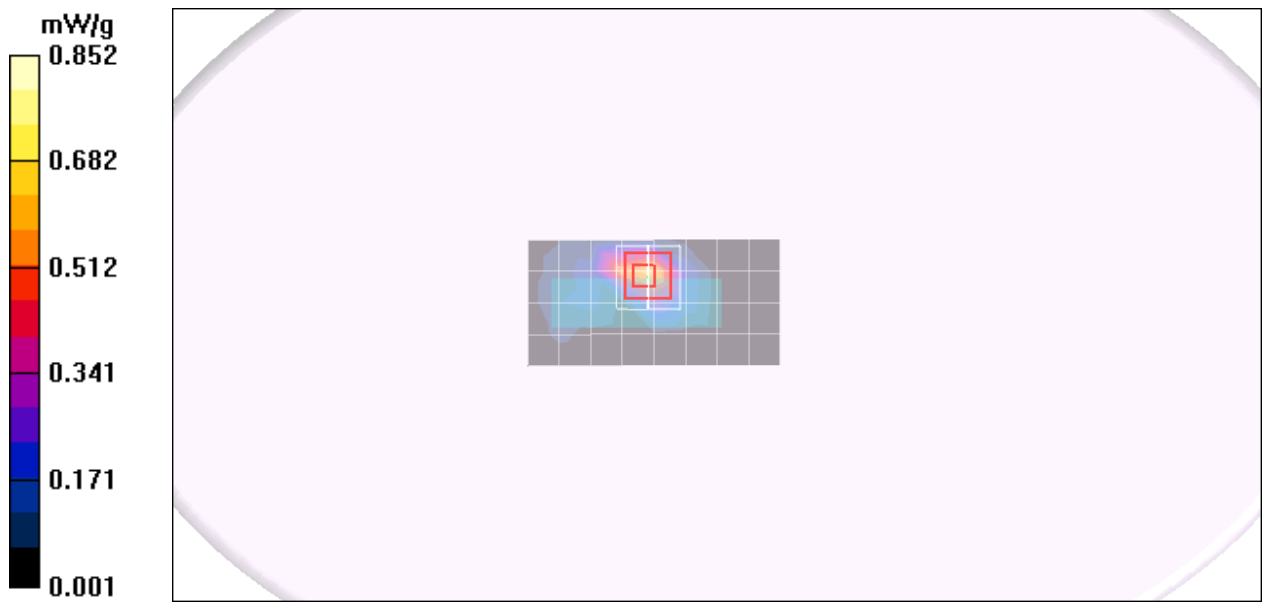
High CH Rate 1M/Zoom Scan (7x7x9)/Cube 0: Measurement grid: dx=5mm, dy=5mm, dz=3mm

Reference Value = 3.33 V/m; Power Drift = -0.060 dB

Peak SAR (extrapolated) = 1.25 W/kg

SAR(1 g) = 0.523 mW/g; SAR(10 g) = 0.195 mW/g

Maximum value of SAR (measured) = 0.710 mW/g



Test Laboratory: Compliance Certification Services Inc.

80211g Horizontal Down mode WU306n

DUT: WU306n; Type: WU306n; Serial: N/A

Communication System: IEEE 802.11g WLAN; Frequency: 2437 MHz; Duty Cycle: 1:1

Medium parameters used (interpolated): $f = 2437$ MHz; $\sigma = 1.95$ mho/m; $\epsilon_r = 51.5$; $\rho = 1000$ kg/m³

Phantom section: Flat Section

Air Temperature: 24.6 deg C; Liquid Temperature: 23.6 deg C

Area Scan Find Secondary Maximum Within 2dB and with a peak SAR value greater than 0.0012W/kg

DASY4 Configuration:

- Probe: EX3DV4 - SN3554; ConvF(5.80, 5.80, 5.80);
- Sensor-Surface: 2.5mm (Mechanical Surface Detection)
- Electronics: DAE4 Sn558; Calibrated: 7/17/2009
- Phantom: Flat Phantom ELI4.0; Type: QDOVA001BA; Serial: SN: 1052
- Measurement SW: DASY4, V4.7 Build 80; Postprocessing SW: SEMCAD, V1.8 Build 186

Middle CH Rate 6M/Area Scan (5x9x1): Measurement grid: dx=15mm, dy=15mm Maximum value of SAR (measured) = 0.425 mW/g

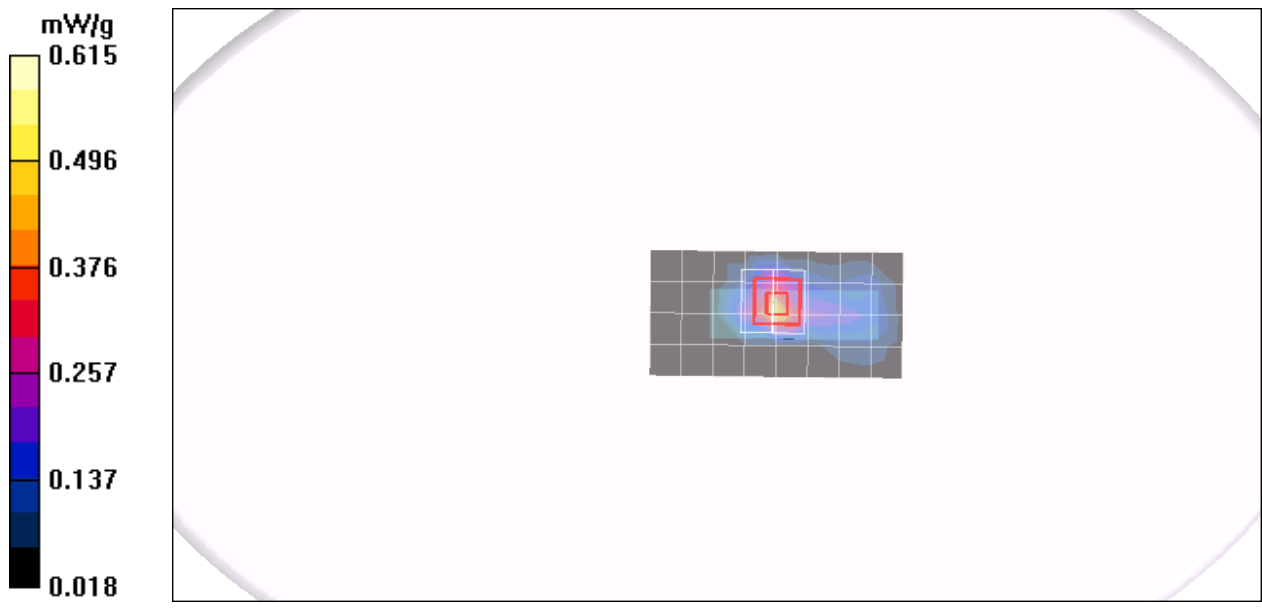
Middle CH Rate 6M/Zoom Scan (7x7x9)/Cube 0: Measurement grid: dx=5mm, dy=5mm, dz=3mm

Reference Value = 3.02 V/m; Power Drift = -0.053 dB

Peak SAR (extrapolated) = 0.823 W/kg

SAR(1 g) = 0.380 mW/g; SAR(10 g) = 0.133 mW/g

Maximum value of SAR (measured) = 0.508 mW/g



Test Laboratory: Compliance Certification Services Inc.

80211g Horizontal Down mode WU306n HT20

DUT: WU306n; Type: WU306n; Serial: N/A

Communication System: IEEE 802.11g WLAN HT20; Frequency: 2437 MHz; Duty Cycle: 1:1

Medium parameters used (interpolated): $f = 2437$ MHz; $\sigma = 1.95$ mho/m; $\epsilon_r = 51.5$; $\rho = 1000$ kg/m³

Phantom section: Flat Section

Air Temperature: 24.6 deg C; Liquid Temperature: 23.6 deg C

Area Scan Find Secondary Maximum Within 2dB and with a peak SAR value greater than 0.0012W/kg

DASY4 Configuration:

- Probe: EX3DV4 - SN3554; ConvF(5.80, 5.80, 5.80);
- Sensor-Surface: 2.5mm (Mechanical Surface Detection)
- Electronics: DAE4 Sn558; Calibrated: 7/17/2009
- Phantom: Flat Phantom ELI4.0; Type: QDOVA001BA; Serial: SN: 1052
- Measurement SW: DASY4, V4.7 Build 80; Postprocessing SW: SEMCAD, V1.8 Build 186

Middle CH Rate 6.5M/Area Scan (6x9x1): Measurement grid: dx=15mm, dy=15mm

Maximum value of SAR (measured) = 0.126 mW/g

Middle CH Rate 6.5M/Zoom Scan (7x7x9)/Cube 0: Measurement grid:

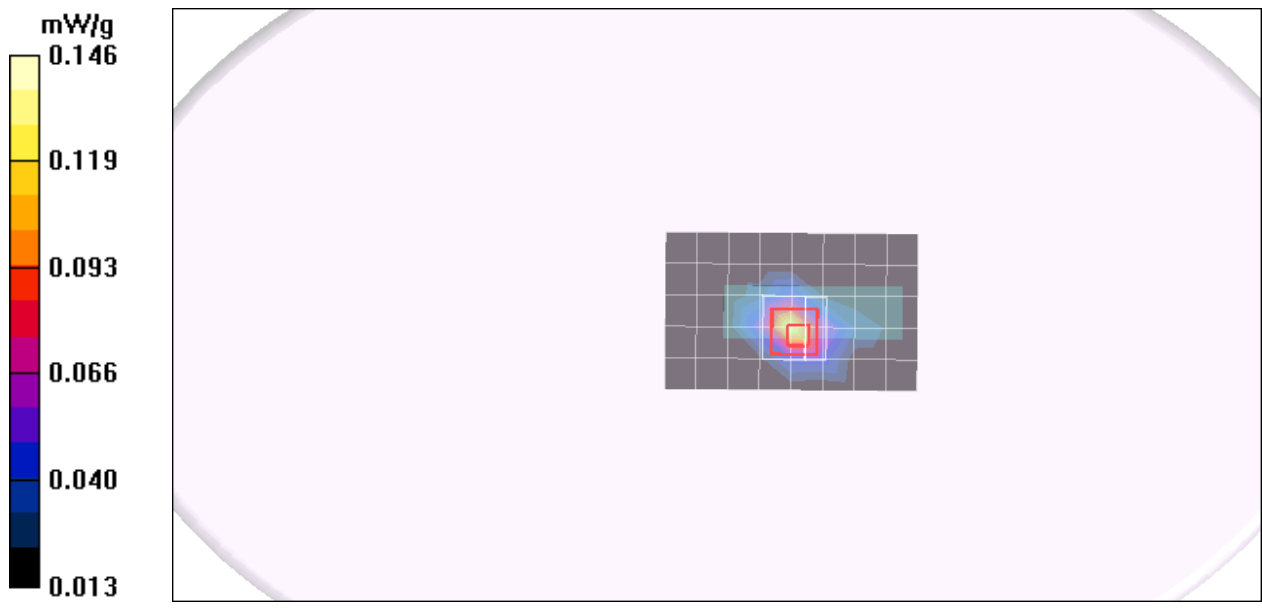
dx=5mm, dy=5mm, dz=3mm

Reference Value = 2.72 V/m; Power Drift = -0.082 dB

Peak SAR (extrapolated) = 0.221 W/kg

SAR(1 g) = 0.112 mW/g; SAR(10 g) = 0.067 mW/g

Maximum value of SAR (measured) = 0.133 mW/g



Test Laboratory: Compliance Certification Services Inc.

80211b Horizontal Up mode WU306n

DUT: WU306n; Type: WU306n; Serial: N/A

Communication System: IEEE 802.11b WLAN; Frequency: 2462 MHz; Duty Cycle: 1:1

Medium parameters used: $f = 2462$ MHz; $\sigma = 1.98$ mho/m; $\epsilon_r = 51.5$; $\rho = 1000$ kg/m³

Phantom section: Flat Section

Air Temperature: 24.6 deg C; Liquid Temperature: 23.6 deg C

Area Scan Find Secondary Maximum Within 2dB and with a peak SAR value greater than 0.0012W/kg

DASY4 Configuration:

- Probe: EX3DV4 - SN3554; ConvF(5.80, 5.80, 5.80);
- Sensor-Surface: 2.5mm (Mechanical Surface Detection)
- Electronics: DAE4 Sn558; Calibrated: 7/17/2009
- Phantom: Flat Phantom ELI4.0; Type: QDOVA001BA; Serial: SN: 1052
- Measurement SW: DASY4, V4.7 Build 80; Postprocessing SW: SEMCAD, V1.8 Build 186

High CH Rate 1M/Area Scan (6x9x1): Measurement grid: dx=15mm, dy=15mm

Maximum value of SAR (measured) = 0.638 mW/g


High CH Rate 1M/Zoom Scan (7x7x9)/Cube 0: Measurement grid: dx=5mm, dy=5mm, dz=3mm

Reference Value = 3.16 V/m; Power Drift = 0.077 dB

Peak SAR (extrapolated) = 0.893 W/kg

SAR(1 g) = 0.450 mW/g; SAR(10 g) = 0.213 mW/g

Maximum value of SAR (measured) = 0.661 mW/g



Test Laboratory: Compliance Certification Services Inc.

80211g Horizontal Up mode WU306n

DUT: WU306n; Type: WU306n; Serial: N/A

Communication System: IEEE 802.11g WLAN; Frequency: 2437 MHz; Duty Cycle: 1:1

Medium parameters used (interpolated): $f = 2437$ MHz; $\sigma = 1.95$ mho/m; $\epsilon_r = 51.5$; $\rho = 1000$ kg/m³

Phantom section: Flat Section

Air Temperature: 24.6 deg C; Liquid Temperature: 23.6 deg C

Area Scan Find Secondary Maximum Within 2dB and with a peak SAR value greater than 0.0012W/kg

DASY4 Configuration:

- Probe: EX3DV4 - SN3554; ConvF(5.80, 5.80, 5.80);
- Sensor-Surface: 2.5mm (Mechanical Surface Detection)
- Electronics: DAE4 Sn558; Calibrated: 7/17/2009
- Phantom: Flat Phantom ELI4.0; Type: QDOVA001BA; Serial: SN: 1052
- Measurement SW: DASY4, V4.7 Build 80; Postprocessing SW: SEMCAD, V1.8 Build 186

Middle CH Rate 6M/Area Scan (6x9x1): Measurement grid: dx=15mm, dy=15mm

Maximum value of SAR (measured) = 0.333 mW/g

Middle CH Rate 6M/Zoom Scan (7x7x9)/Cube 0: Measurement grid:

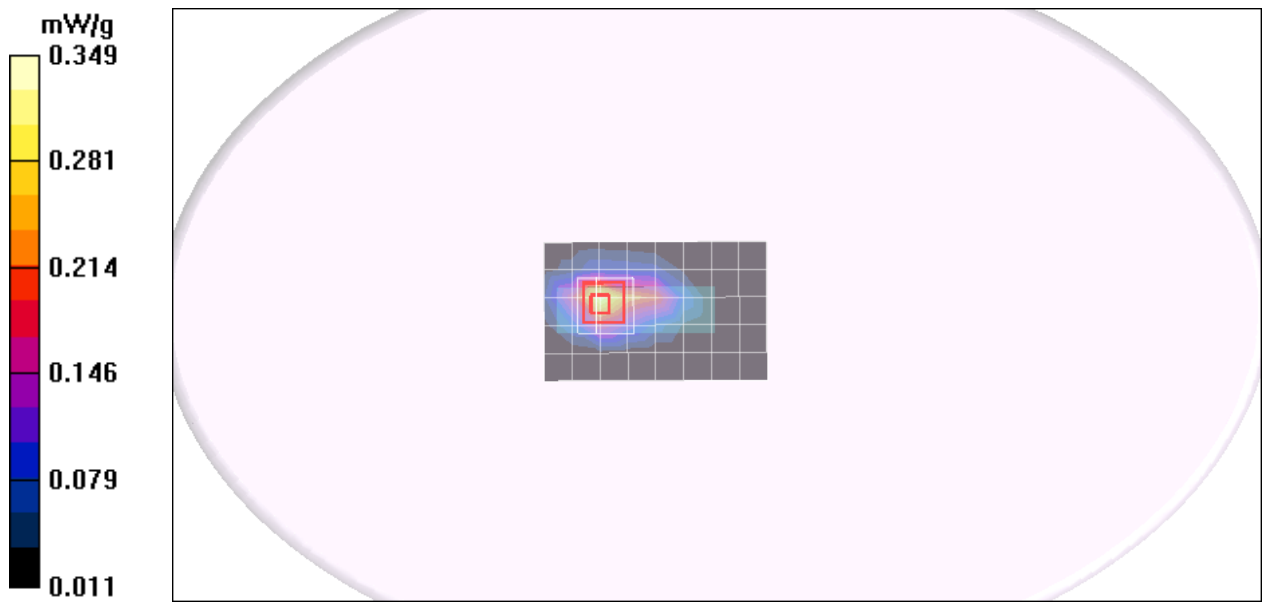
dx=5mm, dy=5mm, dz=3mm

Reference Value = 2.55 V/m; Power Drift = -0.058 dB

Peak SAR (extrapolated) = 0.458 W/kg

SAR(1 g) = 0.241 mW/g; SAR(10 g) = 0.113 mW/g

Maximum value of SAR (measured) = 0.366 mW/g



Test Laboratory: Compliance Certification Services Inc.

80211g Horizontal Up mode WU306n HT20

DUT: WU306n; Type: WU306n; Serial: N/A

Communication System: IEEE 802.11g WLAN HT20; Frequency: 2437 MHz; Duty Cycle: 1:1

Medium parameters used (interpolated): $f = 2437$ MHz; $\sigma = 1.95$ mho/m; $\epsilon_r = 51.5$; $\rho = 1000$ kg/m³

Phantom section: Flat Section

Air Temperature: 24.6 deg C; Liquid Temperature: 23.6 deg C

Area Scan Find Secondary Maximum Within 2dB and with a peak SAR value greater than 0.0012W/kg

DASY4 Configuration:

- Probe: EX3DV4 - SN3554; ConvF(5.80, 5.80, 5.80);
- Sensor-Surface: 2.5mm (Mechanical Surface Detection)
- Electronics: DAE4 Sn558; Calibrated: 7/17/2009
- Phantom: Flat Phantom ELI4.0; Type: QDOVA001BA; Serial: SN: 1052
- Measurement SW: DASY4, V4.7 Build 80; Postprocessing SW: SEMCAD, V1.8 Build 186

Middle CH Rate 6.5M/Area Scan (6x9x1): Measurement grid: dx=15mm, dy=15mm

Maximum value of SAR (measured) = 0.101 mW/g

Middle CH Rate 6.5M/Zoom Scan (7x7x9)/Cube 0: Measurement grid:

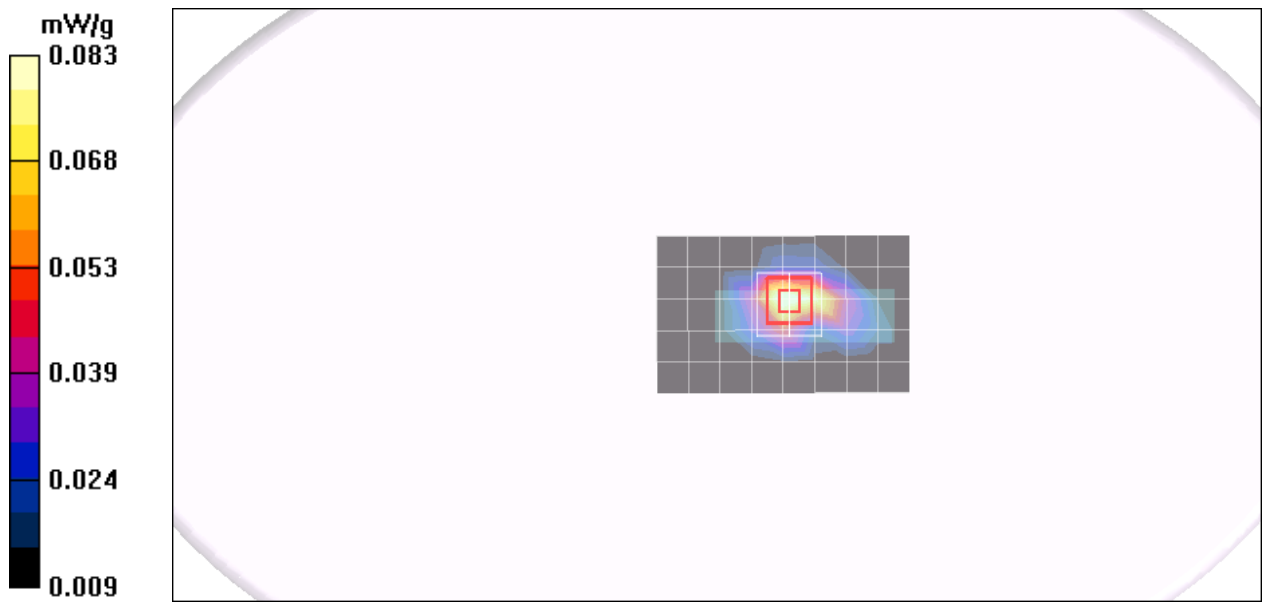
dx=5mm, dy=5mm, dz=3mm

Reference Value = 2.03 V/m; Power Drift = -0.007 dB

Peak SAR (extrapolated) = 0.122 W/kg

SAR(1 g) = 0.102 mW/g; SAR(10 g) = 0.055 mW/g

Maximum value of SAR (measured) = 0.103 mW/g



Test Laboratory: Compliance Certification Services Inc.

80211b Vertical Front mode WU306n

DUT: WU306n; Type: WU306n; Serial: N/A

Communication System: IEEE 802.11b WLAN; Frequency: 2462 MHz; Duty Cycle: 1:1

Medium parameters used: $f = 2462$ MHz; $\sigma = 1.98$ mho/m; $\epsilon_r = 51.5$; $\rho = 1000$ kg/m³

Phantom section: Flat Section

Air Temperature: 24.6 deg C; Liquid Temperature: 23.6 deg C

Area Scan Find Secondary Maximum Within 2dB and with a peak SAR value greater than 0.0012W/kg

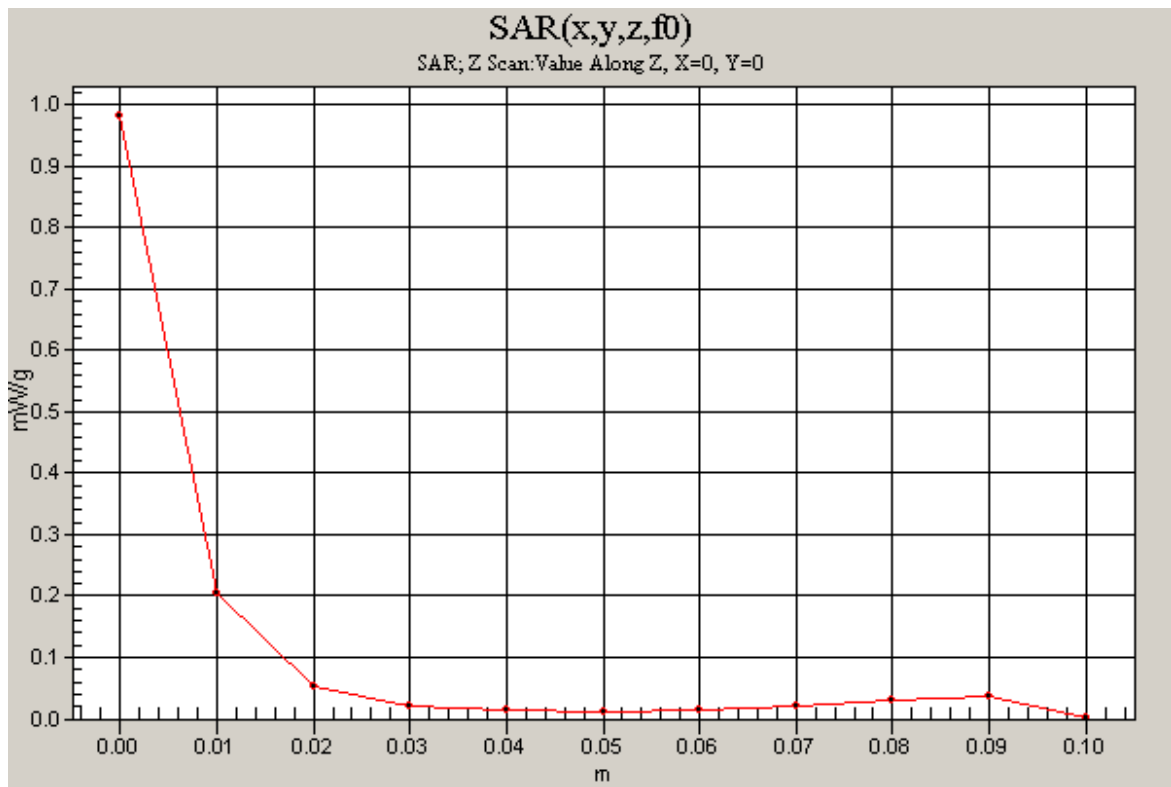
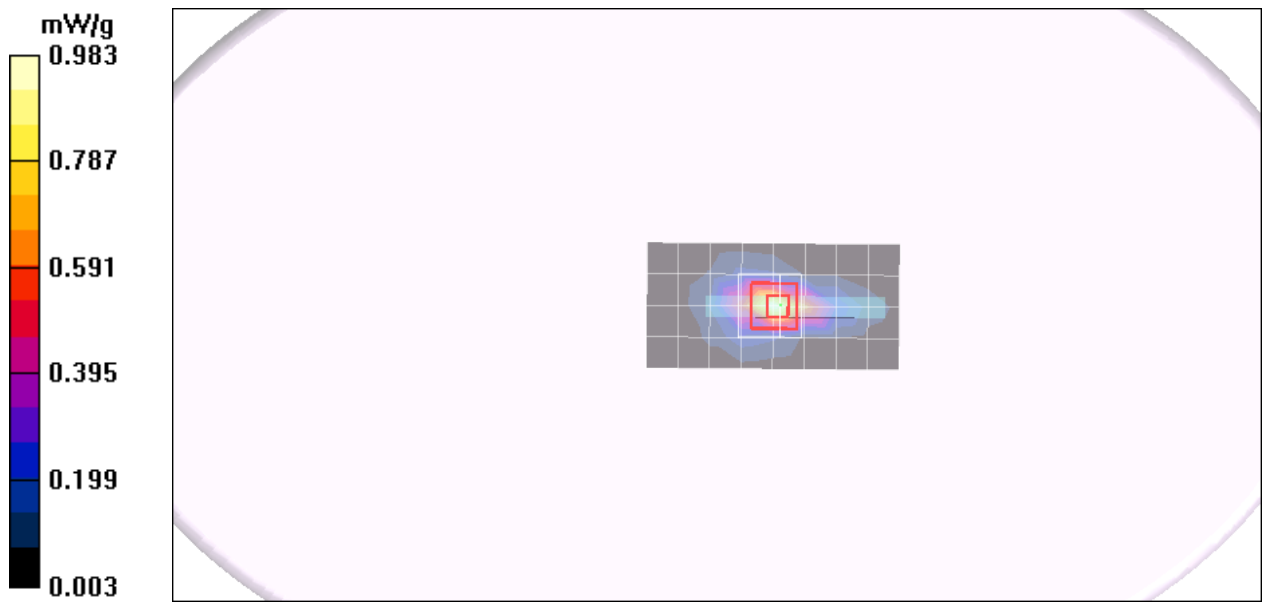
DASY4 Configuration:

- Probe: EX3DV4 - SN3554; ConvF(5.80, 5.80, 5.80);
- Sensor-Surface: 2.5mm (Mechanical Surface Detection)
- Electronics: DAE4 Sn558; Calibrated: 7/17/2009
- Phantom: Flat Phantom ELI4.0; Type: QDOVA001BA; Serial: SN: 1052
- Measurement SW: DASY4, V4.7 Build 80; Postprocessing SW: SEMCAD, V1.8 Build 186

High CH Rate 1M/Area Scan (5x9x1): Measurement grid: dx=15mm, dy=15mm
Maximum value of SAR (measured) = 1.03 mW/g

High CH Rate 1M/Zoom Scan (7x7x9)/Cube 0: Measurement grid: dx=5mm, dy=5mm, dz=3mm
Reference Value = 7.75 V/m; Power Drift = -0.006 dB
Peak SAR (extrapolated) = 1.22 W/kg
SAR(1 g) = 0.568 mW/g; SAR(10 g) = 0.222 mW/g
Maximum value of SAR (measured) = 0.933 mW/g

High CH Rate 1M/Z Scan (1x1x11): Measurement grid: dx=20mm, dy=20mm, dz=10mm
Maximum value of SAR (measured) = 0.983 mW/g



Test Laboratory: Compliance Certification Services Inc.

80211b Vertical Front mode WU306n enhanced coupling

DUT: WU306n; Type: WU306n; Serial: N/A

Communication System: IEEE 802.11b WLAN; Frequency: 2462 MHz; Duty Cycle: 1:1

Medium parameters used: $f = 2462$ MHz; $\sigma = 1.98$ mho/m; $\epsilon_r = 51.5$; $\rho = 1000$ kg/m³

Phantom section: Flat Section

Air Temperature: 24.6 deg C; Liquid Temperature: 23.6 deg C

Area Scan Find Secondary Maximum Within 2dB and with a peak SAR value greater than 0.0012W/kg

DASY4 Configuration:

- Probe: EX3DV4 - SN3554; ConvF(5.80, 5.80, 5.80);
- Sensor-Surface: 2.5mm (Mechanical Surface Detection)
- Electronics: DAE4 Sn558; Calibrated: 7/17/2009
- Phantom: Flat Phantom ELI4.0; Type: QDOVA001BA; Serial: SN: 1052
- Measurement SW: DASY4, V4.7 Build 80; Postprocessing SW: SEMCAD, V1.8 Build 186

10mm High CH Rate 1M/Area Scan (5x9x1): Measurement grid: dx=15mm, dy=15mm

Maximum value of SAR (measured) = 0.371 mW/g


10mm High CH Rate 1M/Zoom Scan (7x7x9)/Cube 0: Measurement grid: dx=5mm, dy=5mm, dz=3mm

Reference Value = 6.68 V/m; Power Drift = -0.028 dB

Peak SAR (extrapolated) = 0.514 W/kg

SAR(1 g) = 0.233 mW/g; SAR(10 g) = 0.128 mW/g

Maximum value of SAR (measured) = 0.364 mW/g



Test Laboratory: Compliance Certification Services Inc.

80211g Vertical Front mode WU306n

DUT: WU306n; Type: WU306n; Serial: N/A

Communication System: IEEE 802.11b WLAN; Frequency: 2437 MHz; Duty Cycle: 1:1

Medium parameters used (interpolated): $f = 2437$ MHz; $\sigma = 1.95$ mho/m; $\epsilon_r = 51.5$; $\rho = 1000$ kg/m³

Phantom section: Flat Section

Air Temperature: 24.6 deg C; Liquid Temperature: 23.6 deg C

Area Scan Find Secondary Maximum Within 2dB and with a peak SAR value greater than 0.0012W/kg

DASY4 Configuration:

- Probe: EX3DV4 - SN3554; ConvF(5.80, 5.80, 5.80);
- Sensor-Surface: 2.5mm (Mechanical Surface Detection)
- Electronics: DAE4 Sn558; Calibrated: 7/17/2009
- Phantom: Flat Phantom ELI4.0; Type: QDOVA001BA; Serial: SN: 1052
- Measurement SW: DASY4, V4.7 Build 80; Postprocessing SW: SEMCAD, V1.8 Build 186

Middle CH Rate 6M/Area Scan (5x9x1): Measurement grid: dx=15mm, dy=15mm

Maximum value of SAR (measured) = 0.075 mW/g

Middle CH Rate 6M/Zoom Scan (7x7x9)/Cube 0: Measurement grid:

dx=5mm, dy=5mm, dz=3mm

Reference Value = 2.45 V/m; Power Drift = -0.063 dB

Peak SAR (extrapolated) = 0.123 W/kg

SAR(1 g) = 0.118 mW/g; SAR(10 g) = 0.056 mW/g

Maximum value of SAR (measured) = 0.080 mW/g

Middle CH Rate 6M/Zoom Scan (7x7x9)/Cube 1: Measurement grid:


dx=5mm, dy=5mm, dz=3mm

Reference Value = 2.45 V/m; Power Drift = -0.063 dB

Peak SAR (extrapolated) = 0.106 W/kg

SAR(1 g) = 0.051 mW/g; SAR(10 g) = 0.030 mW/g

Maximum value of SAR (measured) = 0.069 mW/g



Test Laboratory: Compliance Certification Services Inc.

80211g Vertical Front mode WU306n HT20

DUT: WU306n; Type: WU306n; Serial: N/A

Communication System: IEEE 802.11g WLAN HT20; Frequency: 2437 MHz; Duty Cycle: 1:1

Medium parameters used (interpolated): $f = 2437$ MHz; $\sigma = 1.95$ mho/m; $\epsilon_r = 51.5$; $\rho = 1000$ kg/m³

Phantom section: Flat Section

Air Temperature: 24.6 deg C; Liquid Temperature: 23.6 deg C

Area Scan Find Secondary Maximum Within 2dB and with a peak SAR value greater than 0.0012W/kg

DASY4 Configuration:

- Probe: EX3DV4 - SN3554; ConvF(5.80, 5.80, 5.80);
- Sensor-Surface: 2.5mm (Mechanical Surface Detection)
- Electronics: DAE4 Sn558; Calibrated: 7/17/2009
- Phantom: Flat Phantom ELI4.0; Type: QDOVA001BA; Serial: SN: 1052
- Measurement SW: DASY4, V4.7 Build 80; Postprocessing SW: SEMCAD, V1.8 Build 186

Middle CH Rate 6.5M/Area Scan (5x9x1): Measurement grid: dx=15mm, dy=15mm

Maximum value of SAR (measured) = 0.125 mW/g

Middle CH Rate 6.5M/Zoom Scan (7x7x9)/Cube 0: Measurement grid:

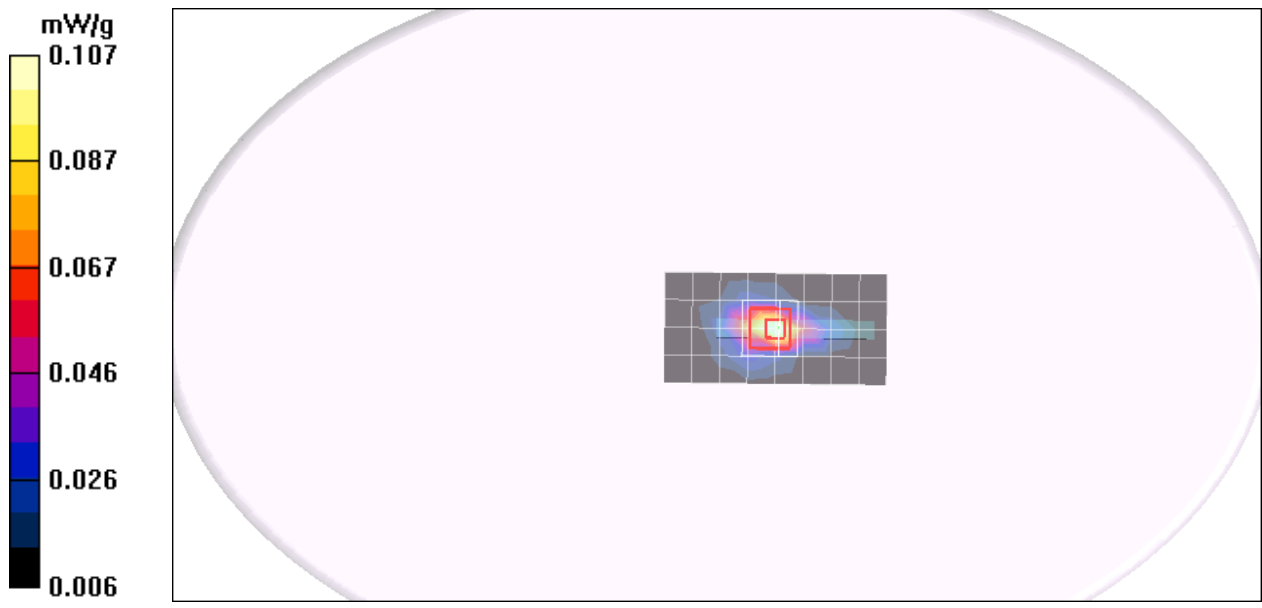
dx=5mm, dy=5mm, dz=3mm

Reference Value = 3.91 V/m; Power Drift = -0.023 dB

Peak SAR (extrapolated) = 0.161 W/kg

SAR(1 g) = 0.063 mW/g; SAR(10 g) = 0.036 mW/g

Maximum value of SAR (measured) = 0.107 mW/g



Test Laboratory: Compliance Certification Services Inc.

80211b Vertical Back mode WU306n

DUT: WU306n; Type: WU306n; Serial: N/A

Communication System: IEEE 802.11b WLAN; Frequency: 2462 MHz; Duty Cycle: 1:1

Medium parameters used: $f = 2462$ MHz; $\sigma = 1.98$ mho/m; $\epsilon_r = 51.5$; $\rho = 1000$ kg/m³

Phantom section: Flat Section

Air Temperature: 24.6 deg C; Liquid Temperature: 23.6 deg C

Area Scan Find Secondary Maximum Within 2dB and with a peak SAR value greater than 0.0012W/kg

DASY4 Configuration:

- Probe: EX3DV4 - SN3554; ConvF(5.80, 5.80, 5.80);
- Sensor-Surface: 2.5mm (Mechanical Surface Detection)
- Electronics: DAE4 Sn558; Calibrated: 7/17/2009
- Phantom: Flat Phantom ELI4.0; Type: QDOVA001BA; Serial: SN: 1052
- Measurement SW: DASY4, V4.7 Build 80; Postprocessing SW: SEMCAD, V1.8 Build 186

High CH Rate 1M/Area Scan (7x9x1): Measurement grid: dx=15mm, dy=15mm

Maximum value of SAR (measured) = 0.288 mW/g

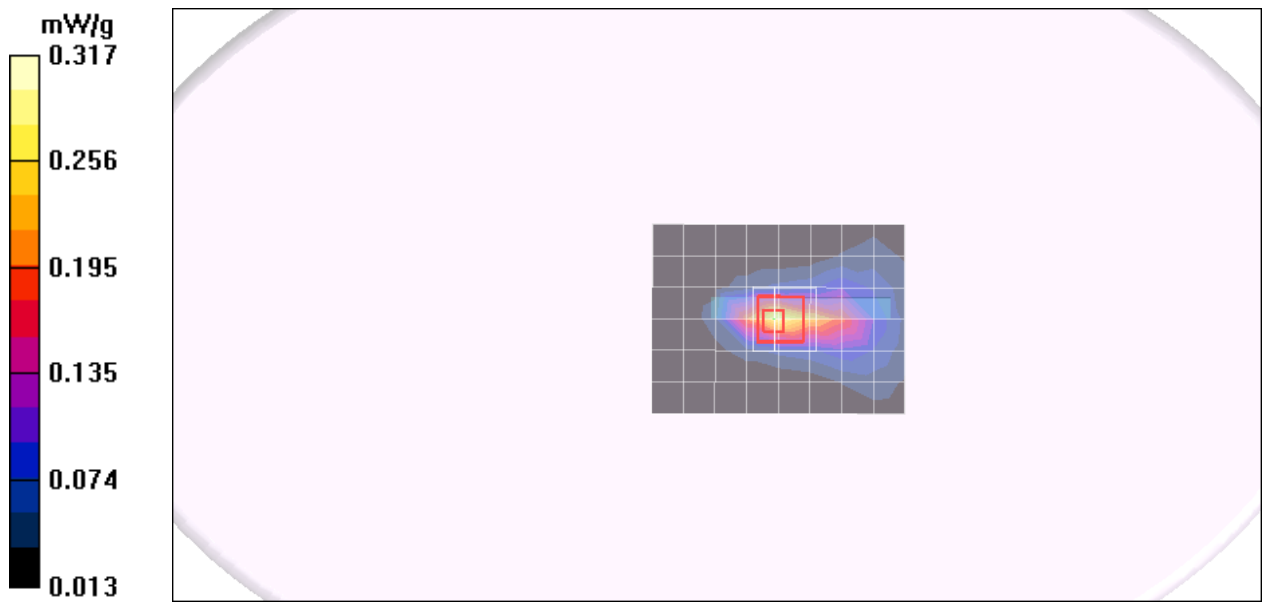
High CH Rate 1M/Zoom Scan (7x7x9)/Cube 0: Measurement grid: dx=15mm, dy=5mm, dz=3mm

Reference Value = 3.51 V/m; Power Drift = -0.005 dB

Peak SAR (extrapolated) = 0.466 W/kg

SAR(1 g) = 0.182 mW/g; SAR(10 g) = 0.123 mW/g

Maximum value of SAR (measured) = 0.308 mW/g



Test Laboratory: Compliance Certification Services Inc.

80211g Vertical Back mode WU306n

DUT: WU306n; Type: WU306n; Serial: N/A

Communication System: IEEE 802.11g WLAN HT20; Frequency: 2437 MHz; Duty Cycle: 1:1

Medium parameters used (interpolated): $f = 2437$ MHz; $\sigma = 1.95$ mho/m; $\epsilon_r = 51.5$; $\rho = 1000$ kg/m³

Phantom section: Flat Section

Air Temperature: 24.6 deg C; Liquid Temperature: 23.6 deg C

Area Scan Find Secondary Maximum Within 2dB and with a peak SAR value greater than 0.0012W/kg

DASY4 Configuration:

- Probe: EX3DV4 - SN3554; ConvF(5.80, 5.80, 5.80);
- Sensor-Surface: 2.5mm (Mechanical Surface Detection)
- Electronics: DAE4 Sn558; Calibrated: 7/17/2009
- Phantom: Flat Phantom ELI4.0; Type: QDOVA001BA; Serial: SN: 1052
- Measurement SW: DASY4, V4.7 Build 80; Postprocessing SW: SEMCAD, V1.8 Build 186

Middle CH Rate 6M/Area Scan (7x9x1): Measurement grid: dx=15mm, dy=15mm

Maximum value of SAR (measured) = 0.033 mW/g

Middle CH Rate 6M/Zoom Scan (7x7x9)/Cube 0: Measurement grid:

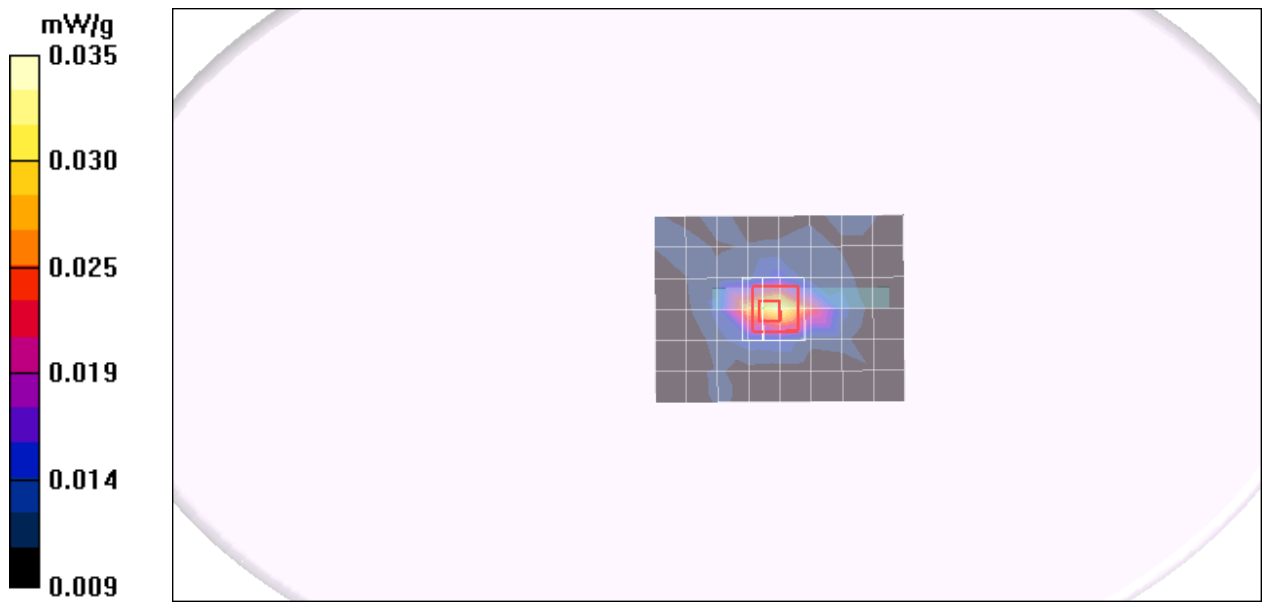
dx=5mm, dy=5mm, dz=3mm

Reference Value = 2.52 V/m; Power Drift = -0.078 dB

Peak SAR (extrapolated) = 0.051 W/kg

SAR(1 g) = 0.125 mW/g; SAR(10 g) = 0.058 mW/g

Maximum value of SAR (measured) = 0.035 mW/g



Test Laboratory: Compliance Certification Services Inc.

80211g Vertical Back mode WU306n HT20

DUT: WU306n; Type: WU306n; Serial: N/A

Communication System: IEEE 802.11g WLAN HT20; Frequency: 2437 MHz; Duty Cycle: 1:1

Medium parameters used (interpolated): $f = 2437$ MHz; $\sigma = 1.95$ mho/m; $\epsilon_r = 51.5$; $\rho = 1000$ kg/m³

Phantom section: Flat Section

Air Temperature: 24.6 deg C; Liquid Temperature: 23.6 deg C

Area Scan Find Secondary Maximum Within 2dB and with a peak SAR value greater than 0.0012W/kg

DASY4 Configuration:

- Probe: EX3DV4 - SN3554; ConvF(5.80, 5.80, 5.80);
- Sensor-Surface: 2.5mm (Mechanical Surface Detection)
- Electronics: DAE4 Sn558; Calibrated: 7/17/2009
- Phantom: Flat Phantom ELI4.0; Type: QDOVA001BA; Serial: SN: 1052
- Measurement SW: DASY4, V4.7 Build 80; Postprocessing SW: SEMCAD, V1.8 Build 186

Middle CH Rate 6.5M/Area Scan (7x9x1): Measurement grid: dx=15mm, dy=15mm

Maximum value of SAR (measured) = 0.033 mW/g

Middle CH Rate 6.5M/Zoom Scan (7x7x9)/Cube 0: Measurement grid:

dx=5mm, dy=5mm, dz=3mm

Reference Value = 2.52 V/m; Power Drift = -0.078 dB

Peak SAR (extrapolated) = 0.051 W/kg

SAR(1 g) = 0.072 mW/g; SAR(10 g) = 0.035 mW/g

Maximum value of SAR (measured) = 0.035 mW/g

