

Figure 1 Test Setup for Occupied Bandwidth



Figure 14 Test setup for Radiated Emissions – Transmitter




Front View





Rear View

Front View




Rear View





Front View



Rear View