

Figure 1 Test Setup for Pulse Train




Figure 4 Test Setup for Occupied Bandwidth




Figure 6 Test Setup for Cease Operation






Figure 8 Test setup for Radiated Emissions – Transmit Mode



Radiated Emissions Setup 4-30MHz XMT Mode




Radiated Emissions Setup 4-30MHz XMT Mode



Radiated Emissions Setup 30-1000MHz XMT MODE



Radiated Emissions Setup 30-1000MHz XMT MODE



Radiated Emissions Setup 1-10GHz XMT MODE



Radiated Emissions Setup 1-10GHz XMT MODE

Figure 9 Test setup for Radiated Emissions – Receive Mode




Radiated Emissions Setup 30-1000MHz RCV Mode



Radiated Emissions Setup 30-1000MHz RCV Mode



Radiated Emissions Setup 1-5GHz RCV MODE



Radiated Emissions Setup 1-5GHz RCV MODE