

Job Number: 581226  
Model Number: GO4  
Client Name: JCM TECHNOLOGIES S A  
FCC ID:

NC9394  
FCC ID:

Page 18 of 37

Figure 8 Test Setup for Cease Operation



Figure 10 Test Setup for Occupied Bandwidth



Figure 12 Test setup for Radiated Emissions – 4-30MHz – Front and Rear Views




Figure 13 Test setup for Radiated Emissions – 30-100MHz – Front and Rear Views




Figure 14 Test setup for Radiated Emissions – 1-5GHz – Front and Rear Views





Figure 15 Test setup for Radiated Emissions – 5-10GHz – Front and Rear Views

