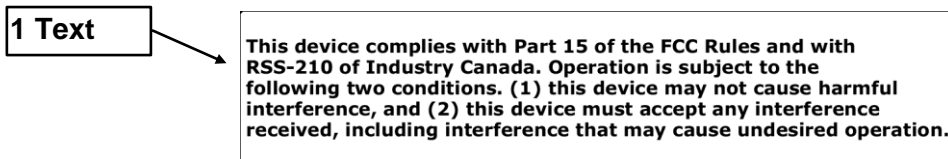


### 3.4 FCC labels (XAP-40-2 (FCC) and XAC-40-1 (FCC) only)

The FCC identification consists of two labels. One of them contains a textual description of the compliances, the second labels shows the regarding FCC ID and IC.

#### 3.4.1 FCC label (text) (XAP-40-2 (FCC) and XAC-40-1 (FCC) only)

Picture only for illustration!



#### Specification of the label material:

- label format: **95 x 21 mm** ( $\pm 1$  mm)
- material: polyester or polypropylene, white, UL listed, abrasion-proof, with perforation halfway between the label
- adhesive: self-adhesive, Permanent Acrylic
- durability: The label must stick on the product and must remain scanable for a period of six years under normal environmental conditions and accepted usage of the product.

#### Specification of the printing on the label:

1	Text	font: Arial, 7 point, centered
---	------	--------------------------------

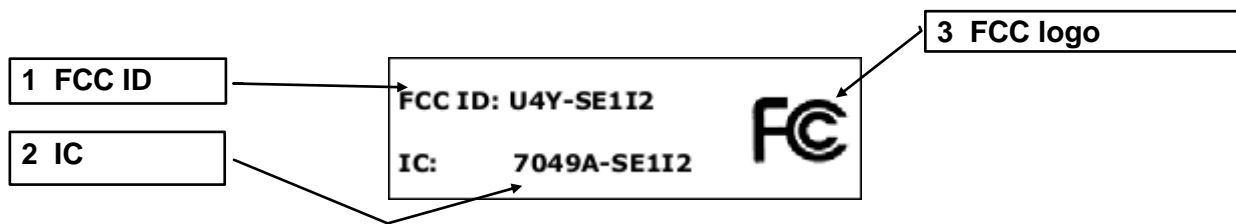
Text for copy and paste:

**This device complies with Part 15 of the FCC Rules and with RSS-210 of Industry Canada. Operation is subject to the following two conditions. (1) this device may not cause harmful interference, and (2) this device must accept any interference received, including interference that may cause undesired operation.**

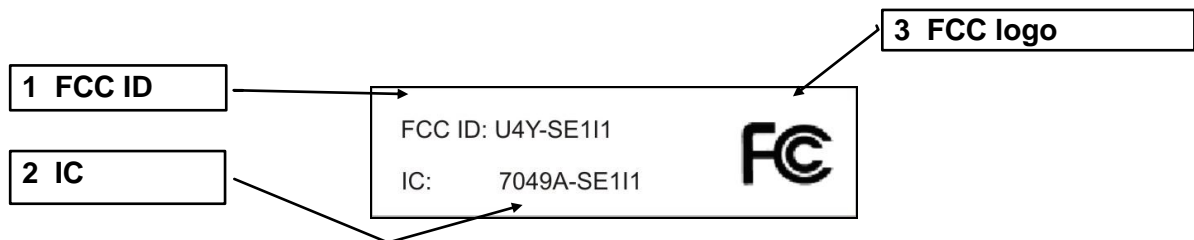
### 3.4.2 FCC label (IDs) (XAP-40-2 (FCC) and XAC-40-1 (FCC) only)

Picture only for illustration!

For XAP-40-2 (FCC)




For XAC-40-1 (FCC)




#### Specification of the label material:

label format: **50 x 13 mm** ( $\pm 5$  mm), alternatively 55 x13 mm ( $\pm 5$  mm)  
material: self-adhesive, polyester or polypropylene, white, UL listed, abrasion-proof

**Specification of the printing on the label:**

1	FCC ID	See table below	font: Arial, 7 point, centered
2	IC	See table below	font: Arial, 7 point, centered
3	FCC logo		

**Table of FCC ID and IC:**

MT number	MT description	FCC ID	IC
87204	LANCOM XAP-40-2 (FCC)	U4Y-SE112	7049A-SE112
87249	LANCOM XAC-40-1 (FCC)	U4Y-SE111	7049A-SE111 

# 4 Position of the labels on the housings

## 4.1 Position of labels

Picture only for illustration!

