

# 1. Photographs of Conducted Emissions Test Configuration

Adapter mode

Front view



Rear view



**Side view**




USB mode


Front view



Rear view



**Side view**




## 2. Photographs of Radiated Emissions Test Configuration

For radiated emissions 9 kHz~30MHz

Adapter mode


Front view




Rear view



USB mode




Front view



Rear view

For radiated emissions above 30 MHz  
Adapter mode


Front view




Rear view



USB mode



Front view



Rear view

————THE END————