

## Datalogic S.r.l.

Via San Vitalino 13  
40012 Calderara di Reno (BO)  
Italy  
Tel. +39 051 3147011  
Fax +39 051 3147205

©2020 Datalogic S.p.A. and/or its affiliates

All rights reserved. Without limiting the rights under copyright, no part of this documentation may be reproduced, stored in or introduced into a retrieval system, or transmitted in any form or by any means, or for any purpose, without the express written permission of Datalogic S.p.A. and/or its affiliates. Owners of Datalogic products are hereby granted a non-exclusive, revocable license to reproduce and transmit this documentation for the purchaser's own internal business purposes. Purchaser shall not remove or alter any proprietary notices, including copyright notices, contained in this documentation and shall ensure that all notices appear on any reproductions of the documentation. Electronic versions of this document may be downloaded from the Datalogic website ([www.datalogic.com](http://www.datalogic.com)). If you visit our website and would like to make comments or suggestions about this or other Datalogic publications, please let us know via the "Contact" page.

## Disclaimer

Datalogic has taken reasonable measures to provide information in this manual that is complete and accurate, however, Datalogic shall not be liable for technical or editorial errors or omissions contained herein, nor for incidental or consequential damages resulting from the use of this material. Datalogic reserves the right to change any specification at any time without prior notice.

## Trademarks

Datalogic and the Datalogic logo are registered trademarks of Datalogic S.p.A. in many countries, including the U.S.A. and the E.U. Skorpio is a trademark of Datalogic S.p.A. and/or its affiliates. All other brand and product names may be trademarks of their respective owners.

## Patents

See [www.patents.datalogic.com](http://www.patents.datalogic.com) for patent list.

Skorpio X5 - 1D Imager

This product is covered by one or more of the following patents:

Design patents: EP002696088, USD805078, USD830362, ZL201530439997.6

Utility patents: EP1797521B1, EP2649555B1, IT1396943, US10204248, US6808114, US6997385, US7387246, US7506816, US8888003, ZL201080071124.9.

Skorpio X5 - 2D Imager

This product is covered by one or more of the following patents:

Design patents: EP002421560, USD737822, USD779491, ZL201430286638.7

Utility patents: EP1172756B1, EP1804089B1, EP1825417B1, EP1828957B1, EP2315156B1, EP2517148B1, EP2649555B1, IT1396943, JP5192390B2, US6808114, US6877664, US6997385, US7234641, US7387246, US7721966, US8113430, US8245926, US8561906, US8888003, US8915443, US9430689, US9798948, ZL200680050007.8, ZL200980163411.X, ZL201080071124.9.

消费者若使用电源适配器供电，则应购买配套使用获得CCC认证并满足标准要求的电源适配器。

## CLEANING INSTRUCTIONS

Periodically clean the Skorpio X5 device using a soft cloth slightly dampened with only water or Isopropyl Alcohol (70%).

Do not use any other cleaning agents (e.g. different alcohol, abrasive or corrosive products, solvents) or abrasive pads to clean the device.

# SKORPIO™ X5

## SAFETY & REGULATORY ADDENDUM



# DATALOGIC

## Rugged Mobile Computer with 1D/2D Imager

©2020 Datalogic S.p.A. and/or its affiliates

• All rights reserved • Without limiting the rights under copyright, no part of this documentation may be reproduced, stored in or introduced into a retrieval system, or transmitted in any form or by any means, or for any purpose, without the express written permission of Datalogic S.p.A. and/or its affiliates • Datalogic and the Datalogic logo are registered trademarks of Datalogic S.p.A. in many countries, including the U.S. and the E.U.

This document is an addendum to the Quick Start Guide (QSG) for this product. See the QSG for additional product information.

[www.datalogic.com](http://www.datalogic.com)



852001730 (Rev. A) October 2020



**NOTE:** Read carefully the Skorpio X5 User Manual (available at [www.datalogic.com](http://www.datalogic.com)) before performing any type of connection to the Skorpio X5.

The user is responsible for any damage caused by incorrect use of the equipment or by inobservance of the indication supplied in the user manual.

## GENERAL SAFETY RULES



### CAUTION:

- Before using the devices and the battery packs, read this Addendum carefully.
- Use only the components and accessories supplied by the manufacturer for the specific Skorpio X5 being used.
- Do not attempt to disassemble the Skorpio X5 device, as it does not contain parts that can be repaired by the user. Any tampering will invalidate the warranty.
- When replacing the battery pack or at the end of the operative life of the Skorpio X5 device, disposal must be performed in compliance with the laws in force in your jurisdiction.
- Do not submerge the Skorpio X5 in liquid products.
- For further information or support, refer to the Datalogic web site: [www.datalogic.com](http://www.datalogic.com).

## POWER SUPPLY

The device is intended to be supplied by a self-contained rechargeable Lithium Ion battery pack (UL recognized LPS/PS2/SELV power source) and/or by UL Listed Power Unit LPS/PS2/SELV power source which supplies power directly to the unit via the micro USB connector of the cable.

The device could be also used with Certified Accessories (Dock/Cradle). The Dock/Cradle accessories are intended to be supplied by a UL Listed Power Unit LPS/PS2/SELV which supplies power via the power connector of the cable.

Any changes or modifications to equipment, not expressly approved by Datalogic could void the user's authority to operate the equipment.

## BATTERY INFORMATION



**CAUTION:** Do not incinerate, disassemble, short terminals, or expose to high temperature. Risk of fire and explosion. Use specified charger only. Risk of explosion if the battery is replaced by an incorrect type. Dispose of batteries as required by local authorities.

By default, the main battery pack is disconnected at the factory to avoid damage due to excessive draining.

The rechargeable battery pack is less than half of full charge when delivered. Charge the battery pack as indicated in the Quick Start Guide or in the User Manual, before using the Skorpio X5.

The battery pack autonomy varies according to many factors, such as the frequency of barcode scanning, RF usage, battery life, storage, environmental conditions, etc.

Close to the limits of the working temperature, some battery performance degradation may occur.

The Skorpio X5 and the spare batteries should be charged at 0°C - 40°C (32°F - 104°F) ambient temperature range, in order to achieve the maximum charging rate.

Never charge the device battery in a closed space where excessive heat can build up.

As a safety precaution, the battery may stop charging to avoid overheating.

The Skorpio X5 may get warm during charging; this is normal and does not mean a malfunction.

Even if the storage temperature range is wider, it is recommended to store the device and the batteries at environmental temperature, in order to achieve the longest battery life.



**CAUTION:** Avoid storing batteries for long periods in a state of full charge or very low charge.

We recommend charging the battery pack every two to three months to keep its charge at a moderate level to maximize battery life.

Annual replacement of rechargeable battery pack avoids possible risks or abnormalities and ensures maximum performance.



**WARNING:** Use only Datalogic approved batteries and accessories for battery charging.

Risk of explosion if battery is replaced by an incorrect type.

Dispose of used batteries according to the instructions. Il y a risque d'explosion si la batterie est remplacée par une batterie de type incorrect.

Mettre au rebut les batteries usagées conformément aux instructions.



**CAUTION:** Do not use or leave the product close to heat sources as fire or heater. The device must operate in its operating temperature range.

## BATTERY SAFETY GUIDELINES



**WARNING:** Installing, charging and/or any other action should be done by authorized personnel and following this manual.

The battery pack may get hot, explode, ignite, and/or cause serious injury if exposed to abusive conditions.

If the battery pack is replaced with an improper type, there is risk of explosion.

Do not place the battery pack in or near a fire or other heat source; do not place the battery pack in direct sunlight, or use or store the battery pack inside unventilated areas in hot weather; do not place the battery pack in microwave ovens, in clothes dryers, in high pressure containers, on induction cook surfaces or similar devices. Doing so may cause the battery pack to generate heat, explode or ignite. Using the battery pack in this manner may also result in a loss of performance and a shortened life expectancy.

To power the cradle, use only a Datalogic approved power supply. The use of an alternative power supply will void the product warranty, may cause product damage and may cause heat, an explosion, or fire.

The area in which the units are charged should be clear of debris and combustible materials or chemicals.

Do not use the battery pack of this device to power devices other than this device.

Immediately discontinue use of the battery pack if, while using, charging or storing the battery pack, the battery pack emits an unusual smell, feels hot, changes colour or shape, or appears abnormal in any other way.

Do not short-circuit the battery pack contacts connecting the positive device and negative device. This might happen, for example, when you carry a spare battery pack in your pocket

or purse; accidental short-circuiting can occur when a metallic object such as a coin, clip, or pen causes direct connection of the contacts of the battery pack (these look like metal strips

on the battery pack). Short-circuiting the devices may damage the battery pack or the connecting object.

Do not apply voltages to the battery pack contacts.

Do not pierce the battery pack with nails, strike it with a hammer, step on it or otherwise subject it to strong impacts, pressures, or shocks.



**WARNING:** Do not disassemble or modify (i.e. bend, crush or deform) the battery pack. The battery pack contains safety and protection devices, which, if damaged, may cause the battery pack to generate heat, explode or ignite.

In case of leakage of liquid from the battery, avoid contact with liquid the skin or eyes. If the contact occurs, immediately wash the affected area with water and consult a doctor.

Do not solder directly onto the battery pack.

Do not expose the battery pack to liquids.

Avoid any knocks or excessive vibrations. If the device or the battery is dropped, especially on a hard surface, you should take it to the nearest Authorised Repair Centre for inspection before continuing to use it.

If your device stops working for any reason, do not use its battery on other electronic devices without a prior check and approval by an Authorised Repair Centre.

Do not replace the battery pack when the device is turned on.

Do not remove or damage the battery pack's label.

Do not use the battery pack if it is damaged in any part.

Battery pack usage by children should be supervised.

Collect and recycle waste batteries separately from the device in compliance with European Directive 2006/66/EC, 2011/65, 2002/96/EC and subsequent modifications, with US and China regulatory laws and regulations about the environment.

Turn off the device when in any area with a potentially explosive atmosphere. Observe restrictions and follow closely any laws, regulations, warnings and best practices on the use of radio equipment near fuel storage areas or fuel distribution areas, chemical plants or where any operation involves use of explosive materials.

Do not store or carry flammable liquids, explosive gases or materials with the device or its parts or accessories.

Areas with a potentially explosive atmosphere are often, but not always, clearly marked or shown.

Sparks in such areas could cause an explosion or fire, resulting in injury or even death.

## WIRELESS AND RADIO FREQUENCIES WARNINGS



**WARNING:** Use only the supplied or an approved replacement antenna. Unauthorized antennas, modifications or attachments could damage the product and may violate laws and regulations.

Most modern electronic equipment is shielded from RF signals. However, certain electronic equipment may not be shielded against the RF signals generated by Skorpio X5.

Datalogic recommends persons with pacemakers or other medical devices to follow the same recommendations provided by Health Industry Manufacturers Associations for mobile phones.

Persons with pacemakers:

- Should ALWAYS keep this device more than twenty five (25) cm from their pacemaker and/or any other medical device;
- Should not carry this device in a breast pocket;
- Should keep the device at the opposite side of the pacemaker and/or any other medical device;
- Should turn this device OFF or move it immediately AWAY if there is any reason to suspect that interference is taking place.
- Should ALWAYS read pacemaker or any other medical device guides or should consult the manufacturer of the medical device to determine if it is adequately shielded from external RF energy.

In case of doubt concerning the use of wireless devices with an implanted medical device, contact your doctor.

Turn this device OFF in health care facilities when any regulations posted in these areas instruct you to do so. Hospitals or health care facilities may use equipment that could be sensitive to external RF energy.

RF signals may affect improperly installed or inadequately shielded electronic systems in motor vehicles. Check with the manufacturer or its representative regarding your vehicle. You should also consult the manufacturer of any equipment that has been added to your vehicle.

An air bag inflates with great force. DO NOT place objects, including either installed or portable wireless equipment, in the area over the air bag or in the air bag deployment area. If a vehicle's wireless equipment is improperly installed and the air bag inflates, serious injury could result.



**WARNING:** Turn off the device when in any area with a potentially explosive atmosphere. Observe restrictions and follow closely any laws, regulations, warnings and best practices on the use of radio equipment near fuel storage areas or fuel distribution areas, chemical plants or where any operation involves use of explosive materials.

Do not store or carry flammable liquids, explosive gases or materials with the device or its parts or accessories.

Areas with a potentially explosive atmosphere are often, but not always, clearly marked or shown.

Sparks in such areas could cause an explosion or fire, resulting in injury or even death.

## LASER SAFETY

The following information applies to Laser Aiming System, used on Skorpio X5 variants with 2D imager. The laser radiation is visible to the human eye and is emitted from the window indicated in the figure below.

LASER RADIATION - DO NOT STARE INTO BEAM

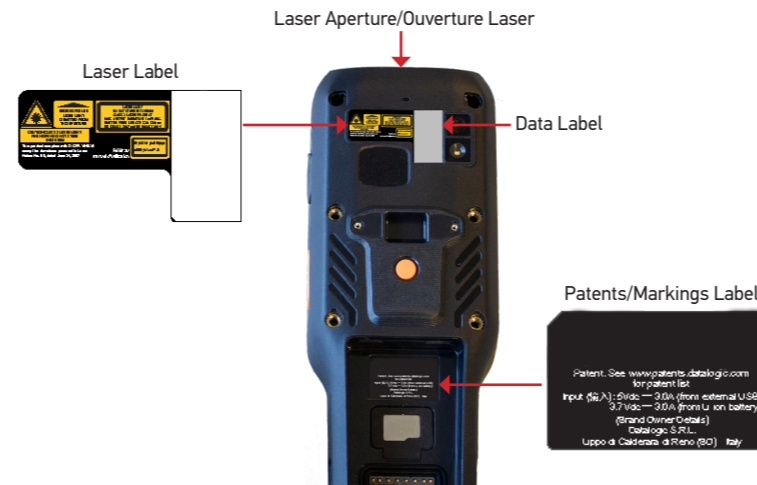
CLASS 2 LASER PRODUCT

MAX OUTPUT RADIATION 1 mW

COMPLIANT WITH EN 60825-1 (2007) and EN 60825-1 (2014)



**NOTE:** The artwork below may be only a draft. Please refer to the label attached to the product for information about certification marks.



### ITALIANO

LA LUCE LASER È VISIBILE ALL'OCCHIO UMANO E VIENE EMESSA DALLA FINESTRA INDICATA NELLA FIGURA.

LUCE LASER NON FIS-SARE IL FASCIO APPARECCHIO LASER DI CLASSE 2 MASSIMA POTENZA D'USCITA: 1 mW LUNGHEZZA D'ONDA EMESSA: 630~680 nm CONFORME A EN 60825-1 (2007) e EN 60825-1 (2014).

### DEUTSCH

DIE LASER-STRAHLUNG IST FÜR DAS MENSCHLICHE AUGE SICHTBAR UND WIRD AM STRAHLAUS TRITTSFENSTER AUSGESENDET (SIEHE BILD).

LASERSTRAHLUNG NICHT IN DEN STRAHL BLICKEN PRODUKT DER LASERKLASSE 2 MAXIMALE AUSGANGSLEISTUNG: 1 mW WELLENLÄGE: 630~680 nm ENTSPR. EN 60825-1 (2007) und EN 60825-1 (2014).

### FRANÇAIS

LE RAYON LASER EST VISIBILE À L'OEIL NU ET IL EST ÉMIS PAR LA FENÊTRE DÉSIGNÉE SUR L'ILLUSTRATION DANS LA FIGURE.

RAYON LASER EVITER DE REGARDER LE RAYON APPAREIL LASER DE CLASSE 2 PUISSANCE DE SORTIE: 1 mW LONGUEUR D'ONDE EMISE: 630~680 nm CONFORME A EN 60825-1 (2007) et EN 60825-1 (2014).

### ESPAÑOL

A LUZ LÁSER ES VISIBLE AL OJO HUMANO Y ES EMITIDA POR LA VENTANA INDICADA EN LA FIGURA.

RAYO LÁSER NO MIRAR FIJO EL RAYO APARATO LÁSER DE CLASE 2 MÁXIMA POTENCIA DE SALIDA: 1 mW LONGITUD DE ONDA EMITIDA: 630~680 nm CONFORME A EN 60825-1 (2007) y EN 60825-1 (2014).

## ENGLISH

The following information is provided to comply with the rules imposed by international authorities and refers to the correct use of your device.

STANDARD LASER SAFETY REGULATIONS

This product conforms to the applicable requirements of both CDRH 21 CFR 1040.10, CFR 1040.11 and EN 60825-1 at the date of manufacture.

For installation, use and maintenance, it is not necessary to open the device.



**WARNING:** Do not attempt to open or otherwise service any components in the optics cavity. Opening or servicing any part of the optics cavity by unauthorized personnel may violate laser safety regulations. The optics system is a factory only repair item. Use of controls or adjustments or performance of procedures other than those specified herein may result in exposure to hazardous visible laser light.

Use of optical systems with the scanner will increase eye hazard. Optical instruments include binoculars, microscopes, eye glasses and magnifying glasses.

The product utilizes a low-power laser diode. Although staring directly at the laser beam momentarily causes no known biological damage, avoid staring at the beam as one would with any very strong light source, such as the sun. Avoid that the laser beam hits the eye of an observer, even through reflective surfaces such as mirrors, etc.

## ITALIANO

Le seguenti informazioni vengono fornite dietro direttive delle autorità internazionali e si riferiscono all'uso corretto del terminale.

NORMATIVE STANDARD PER LA SICUREZZA LASER

Questo prodotto risulta conforme alle normative vigenti sulla sicurezza laser alla data di produzione: CDRH 21 CFR 1040.10, CFR 1040.11 e EN 60825-1.

Non si rende mai necessario aprire l'apparecchio per motivi di installazione, utilizzo o manutenzione.



**ATTENZIONE:** Non tentare di accedere allo scomparto contenete i componenti ottici o di farne la manutenzione.

L'apertura dello scomparto, o la manutenzione di qualsiasi parte ottica da parte di personale non autorizzato, potrebbe violare le norme della sicurezza. Il sistema ottico può essere riparato solamente alla fabbrica.

L'utilizzo di procedure o regolazioni differenti da quelle descritte nella documentazione può provocare un'esposizione pericolosa a luce laser visibile.

L'uso di strumenti ottici assieme allo scanner può aumentare il pericolo di danno agli occhi. Tali strumenti ottici includono cannocchiali, microscopi, occhiali e lenti di ingrandimento.

Il prodotto utilizza un diodo laser a bassa potenza. Sebbene non siano noti danni riportati dall'occhio umano in seguito ad una esposizione di breve durata, evitare di fissare il raggio laser così come si eviterebbe qualsiasi altra sorgente di luminosità intensa, ad esempio il sole. Evitare inoltre di dirigere il raggio laser negli occhi di un osservatore, anche attraverso superfici riflettenti come gli specchi.

## DEUTSCH

Die folgenden Informationen stimmen mit den Sicherheitshinweisen überein, die von internationalen Behörden auferlegt wurden, und sie beziehen sich auf den korrekten Gebrauch vom Terminal.

NORM FÜR DIE LASERSICHERHEIT

Dies Produkt entspricht am Tag der Herstellung den gültigen EN 60825-1 und CDRH 21 CFR 1040.10, CFR 1040.11 Normen für die Lasersicherheit.

Es ist nicht notwendig, das Gerät wegen Betrieb oder Installations- und Wartungs-Arbeiten zu öffnen.



**ACHTUNG:** Unter keinen Umständen darf versucht werden, die Komponenten im Optikhohlraum zu öffnen oder auf irgendwelche andere Weise zu warten. Das Öffnen bzw. Warten der Komponenten im Optikhohlraum durch unbefugtes Personal verstößt gegen die Laser-Sicherheitsbestimmungen. Das Optiksystm darf nur werkseitig repariert werden.

Jegliche Änderungen am Gerät sowie Vorgehensweisen, die nicht in dieser Betriebsanleitung beschrieben werden, können ein gefährliches Laserlicht verursachen.

Die Verwendung von Optiksystmen mit diesem Scanner erhöht die Gefahr einer Augenbeschädigung. Zu optischen Instrumenten gehören unter anderem Ferngläser, Mikroskope, Brillen und Vergrößerungsgläser.

Der Produkt benutzt eine Laserdiode. Obwohl zur Zeit keine Augenschäden von kurzen Einstrahlungen bekannt sind, sollten Sie es vermeiden für längere Zeit in den Laserstrahl zu schauen, genauso wenig wie in starke Lichtquellen (z.B. die Sonne). Vermeiden Sie es, den Laserstrahl weder gegen die Augen eines Beobachters, noch gegen reflektierende Oberflächen zu richten.

## FRANÇAIS

Les informations suivantes sont fournies selon les règles fixées par les autorités internationales et se réfèrent à une correcte utilisation du terminal.

### NORMES DE SECURITE LASER

Ce produit est conforme aux normes de sécurité laser en vigueur à sa date de fabrication: CDRH 21 CFR 1040.10, CFR 1040.11 et EN 60825-1.

Il n'est pas nécessaire d'ouvrir l'appareil pour l'installation, l'utilisation ou l'entretien.



**ATTENTION: Ne pas essayer d'ouvrir ou de réparer les composants de la cavité optique. L'ouverture de la cavité optique ou la réparation de ses composants par une personne non qualifiée peut entraîner le nonrespect des règles de sécurité relatives au laser. Le système optique ne peut être réparé qu'en usine.**

**L'utilisation de procédures ou réglages différents de ceux donnés ici peut entraîner une dangereuse exposition à lumière laser visible.**

**L'utilisation d'instruments optiques avec le scanner augmente le danger pour les yeux. Les instruments optiques comprennent les jumelles, les microscopes, les lunettes et les verres grossissants.**

Le produit utilise une diode laser. Aucun dommage aux yeux humains n'a été constaté à la suite d'une exposition au rayon laser. Eviter de regarder fixement le rayon, comme toute autre source lumineuse intense telle que le soleil. Eviter aussi de diriger le rayon vers les yeux d'un observateur, même à travers des surfaces réfléchissantes (miroirs, par exemple).

## ESPAÑOL

Las informaciones siguientes son presentadas en conformidad con las disposiciones de las autoridades internacionales y se refieren al uso correcto del terminal.

### NORMATIVAS ESTÁNDAR PARA LA SEGURIDAD LÁSER

Este aparato resulta conforme a las normativas vigentes de seguridad láser a la fecha de producción: CDRH 21 CFR 1040.10, CFR 1040.11 y EN 60825-1.

No es necesario abrir el aparato para la instalación, la utilización o la manutención.



**ATENCIÓN: No intente abrir o de ninguna manera dar servicio a ninguno de los componentes del receptáculo óptico. Abrir o dar servicio a las piezas del receptáculo óptico por parte del personal no autorizado podría ser una violación a los reglamentos de seguridad. El sistema óptico se puede reparar en la fábrica solamente.**

**La utilización de procedimientos o regulaciones diferentes de aquellas descritas en la documentación puede causar una exposición peligrosa a la luz láser visible.**

**El uso de sistemas ópticos con el escáner aumentará el riesgo de daños oculares. Los instrumentos ópticos incluyen binoculares, microscopios, lentes y lupas.**

No intente abrir o de ninguna manera dar servicio a ninguno de los componentes del receptáculo óptico. Abrir o dar servicio a las piezas del receptáculo óptico por parte del personal no autorizado podría ser una violación a los reglamentos de seguridad. El sistema óptico se puede reparar en la fábrica solamente.

La utilización de procedimientos o regulaciones diferentes de aquellas descritas en la documentación puede causar una exposición peligrosa a la luz láser visible.

El uso de sistemas ópticos con el escáner aumentará el riesgo de daños oculares. Los instrumentos ópticos incluyen binoculares, microscopios, lentes y lupas.

## LED CLASS

LED illuminators integrated in the 1D and 2D imager LED classified as "EXEMPT RISK GROUP" according to IEC62471.

## MARKING AND EUROPEAN ECONOMIC AREA (EEA)



In radio systems configured with mobile computers and access points, the frequencies to be used must be allowed by the spectrum authorities of the specific country in which the installation takes place. Be absolutely sure that the system frequencies are correctly set to be compliant with the spectrum requirements of the country.

The Radio modules used in this product automatically adapt to the frequencies set by the system and do not require any parameter settings.

## Statement of Compliance

Hereby, Datalogic S.r.l. declares that the radio equipment type SKORPIO X5 is in compliance with Directive 2014/53/EU. The full text of the EU declaration of conformity is available at the following internet address: [www.datalogic.com](http://www.datalogic.com).

## Česky [Czech]

Datalogic S.r.l. tímto prohlašuje, že tento SKORPIO X5 je ve shodě se základními požadavky a dalšími příslušnými ustanoveními směrnice 2014/53/EU - 2011/65/EU.

### Dansk [Danish]

Undertegnede Datalogic S.r.l. erklærer herved, at følgende udstyr SKORPIO X5 overholder de væsentlige krav og øvrige relevante krav i direktiv 2014/53/EU - 2011/65/EU.

### Deutsch [German]

Hiermit erklärt Datalogic S.r.l., dass sich das Gerät SKORPIO X5 in Übereinstimmung mit den grundlegenden Anforderungen und den übrigen einschlägigen Bestimmungen der Richtlinie 2014/53/EU - 2011/65/EU befindet.

### Eesti [Estonian]

Käesolevaga kinnitab Datalogic S.r.l. seadme SKORPIO X5 vastavust direktiivi 2014/53/EU - 2011/65/EU põhinõuetele ja nimetatud direktiivist tulenevatele teistele asjakohastele sätetele.

### Español [Spanish]

Por medio de la presente Datalogic S.r.l. declara que el SKORPIO X5 cumple con los requisitos esenciales y cualesquiera otras disposiciones aplicables o exigibles de la Directiva 2014/53/EU - 2011/65/EU.

### Ελληνική [Greek]

ΜΕ ΤΗΝ ΠΑΡΟΥΣΑ Datalogic S.r.l. ΔΗΛΩΝΕΙ ΟΤΙ SKORPIO X5 ΣΥΜΜΟΡΦΩΝΕΤΑΙ ΠΡΟΣ ΤΙΣ ΟΥΣΙΩΔΕΙΣ ΑΠΑΙΤΗΣΕΙΣ ΚΑΙ ΤΙΣ ΛΟΙΠΕΣ ΣΧΕΤΙΚΕΣ ΔΙΑΤΑΞΕΙΣ ΤΗΣ ΟΔΗΓΙΑΣ 2014/53/EU - 2011/65/EU.

### Français [French]

Par la présente Datalogic S.r.l. déclare que l'appareil SKORPIO X5 est conforme aux exigences essentielles et aux autres dispositions pertinentes de la directive 2014/53/EU - 2011/65/EU.

### Italiano [Italian]

Con la presente Datalogic S.r.l. dichiara che questo SKORPIO X5 è conforme ai requisiti essenziali ed alle altre disposizioni pertinenti stabilite dalla direttiva 2014/53/EU - 2011/65/EU.

### Latviski [Latvian]

Ar šo Datalogic S.r.l. deklarē, ka SKORPIO X5 atbilst Direktīvas 2014/53/EU - 2011/65/EU būtiskajām prasībām un citiem ar to saistītajiem noteikumiem.

### Lietuvių [Lithuanian]

Šiuo Datalogic S.r.l. deklaruoja, kad šis SKORPIO X5 atitinka esminius reikalavimus ir kitas 2014/53/EU - 2011/65/EU Direktyvos nuostatas.

### Nederlands [Dutch]

Hierbij verklaart Datalogic S.r.l. dat het toestel SKORPIO X5 in overeenstemming is met de essentiële eisen en de andere relevante bepalingen van richtlijn 2014/53/EU - 2011/65/EU.

### Malti [Maltese]

Hawnhekk, Datalogic S.r.l., jiddikjara li dan SKORPIO X5 jikkonforma mal-ħtiġijiet essenzjali u ma provvedimenti oħrajn rilevanti li hemm fid-Dirrettiva 2014/53/EU - 2011/65/EU.

### Magyar [Hungarian]

Alulírott, Datalogic S.r.l. nyilatkozom, hogy a SKORPIO X5 megfelel a vonatkozó alapvető követelményeknek és az 2014/53/EU - 2011/65/EU irányelv egyéb előírásainak.

### Polski [Polish]

Niniejszym Datalogic S.r.l. oświadcza, że SKORPIO X5 jest zgodny z zasadniczymi wymogami oraz pozostałymi stosownymi postanowieniami Dyrektywy 2014/53/EU - 2011/65/EU.

### Português [Portuguese]

Datalogic S.r.l. declara que este SKORPIO X5 está conforme com os requisitos essenciais e outras disposições da Directiva 2014/53/EU - 2011/65/EU.

### Slovensko [Slovenian]

Datalogic S.r.l. izjavlja, da je ta SKORPIO X5 v skladu z bistvenimi zahtevami in ostalimi relevantnimi določili direktive 2014/53/EU - 2011/65/EU.

### Slovensky [Slovak]

Datalogic S.r.l. týmto vyhlasuje, že SKORPIO X5 spĺňa základné požiadavky a všetky príslušné ustanovenia Smernice 2014/53/EU - 2011/65/EU.

### Suomi [Finnish]

Datalogic S.r.l. vakuuttaa täten että SKORPIO X5 tyyppinen laite on direktiivin 2014/53/EU - 2011/65/EU oleellisten vaatimusten ja sitä koskevien direktiivin muiden ehtojen mukainen.

## Svenska [Swedish]

Härmed intygar Datalogic S.r.l. att denna SKORPIO X5 står i överensstämmelse med de väsentliga egenskapskrav och övriga relevanta bestämmelser som framgår av direktiv 2014/53/EU - 2011/65/EU.

## RADIO TECHNOLOGIES AND FREQUENCY BANDS (EUROPE)

| Radio Technology | Frequency Band    | Maximum Transmitted Power |
|------------------|-------------------|---------------------------|
| WiFi             | 2400 – 2472 MHz   | 19.96 dBm (EIRP)          |
|                  | 5150 – 5350 MHz   | 22.77 dBm (EIRP)          |
|                  | 5470 – 5725MHz    | 22.93 dBm (EIRP)          |
| Bluetooth        | 2400 – 2483.5 MHz | 6.44 dBm (EIRP)           |
| RFID/NFC         | 13.56 MHz         | -6,89 dBuA/m at 10m       |



This device is restricted to indoor use only when operating in the 5150 to 5350 MHz frequency range.

|           |           |           |           |           |           |           |
|-----------|-----------|-----------|-----------|-----------|-----------|-----------|
| <b>AT</b> | <b>BE</b> | <b>BG</b> | <b>HR</b> | <b>CY</b> | <b>CZ</b> | <b>DK</b> |
| <b>EE</b> | <b>FI</b> | <b>FR</b> | <b>DE</b> | <b>EL</b> | <b>HU</b> | <b>IE</b> |
| <b>IT</b> | <b>LV</b> | <b>LT</b> | <b>LU</b> | <b>MT</b> | <b>NL</b> | <b>PL</b> |
| <b>PT</b> | <b>RO</b> | <b>SK</b> | <b>SI</b> | <b>ES</b> | <b>SE</b> | <b>UK</b> |
| <b>IS</b> | <b>LI</b> | <b>NO</b> | <b>CH</b> | <b>TR</b> |           |           |

## WASTE ELECTRICAL AND ELECTRONIC EQUIPMENT (WEEE)



### Information for the User

At the end of its useful life, the product marked with the crossed out wheeled wastebin must be disposed of separately from urban waste.

For more detailed information about disposal, contact the supplier that provided you with the product in question or consult the dedicated section at the website <http://www.datalogic.com>.

### Informazione per gli utenti

L'apparecchiatura che riporta il simbolo del bidone barrato deve essere smaltita, alla fine della sua vita utile, separatamente dai rifiuti urbani.

Per maggiori dettagli sulle modalità di smaltimento, contattare il Fornitore dal quale è stata acquistata l'apparecchiatura o consultare la sezione dedicata sul sito <http://www.datalogic.com>.

### Information aux utilisateurs

Au terme de sa vie utile, le produit qui porte le symbole d'un caisson à ordures barré ne doit pas être éliminé avec les déchets urbains.

Pour obtenir des informations complémentaires concernant l'élimination, veuillez contacter le fournisseur auprès duquel vous avez acheté le produit ou consulter la section consacrée au site web <http://www.datalogic.com>.

### Benutzerinformation bezüglich

Am Ende des Gerätelebenszyklus darf das Produkt nicht über den städtischen Hausmüll entsorgt werden. Eine entsprechende Mülltrennung ist erforderlich.

Weitere Informationen zu dieser Richtlinie erhalten sie von ihrem Lieferanten über den sie das Produkt erworben haben, oder besuchen sie unsere Homepage unter <http://www.datalogic.com>.

### Información para el usuario

Al final de su vida útil, el producto marcado con un símbolo de contenedor de basura móvil tachado no debe eliminarse junto a los desechos urbanos.

Para obtener una información más detallada sobre la eliminación, por favor, póngase en contacto con el proveedor donde lo compró o consultar la sección dedicada en el Web site <http://www.datalogic.com>.

## FCC/IC LABELING

| Handheld Variants  | Pistol Grip Variants  |
|--|---|
| <b>FCC ID: U4GSX5WB</b><br><b>IC: 3862E-SX5WB</b><br><b>HVIN: SX5 WB HH WR</b> | <b>FCC ID: U4GSX5WB</b><br><b>IC: 3862E-SX5WB</b><br><b>HVIN: SX5 WB GUN WR</b> |

## FCC COMPLIANCE

This device complies with Part 15 of the FCC Rules.

Operation is subject to the following two conditions:

(1)this device may not cause harmful interference, and

(2)this device must accept any interference received, including interference that may cause undesired operation.

### NOTICE:

This device is restricted to indoor use when operated in the 5.15 to 5.25 GHz frequency range.

Changes or modifications made to this equipment not expressly approved by Datalogic S.r.l. may void the FCC authorization to operate this equipment.

### NOTE:

This equipment has been tested and found to comply with the limits for a Class B digital device, pursuant to Part 15 of the FCC

Rules. These limits are designed to provide reasonable protection against harmful interference in a residential installation. This equipment generates, uses and can radiate radio frequency energy and, if not installed and used in accordance with the instructions, may cause harmful interference to radio communications. However, there is no guarantee that interference will not occur in a particular installation. If this equipment does cause harmful interference to radio or television reception, which can be determined by turning the equipment off and on, the user is encouraged to try to correct the interference by one or more of the following measures:

- Reorient or relocate the receiving antenna.
- Increase the separation between the equipment and receiver.
- Connect the equipment into an outlet on a circuit different from that to which the receiver is connected.
- Consult the dealer or an experienced radio/TV technician for help.

The antenna(s) used for this transmitter must not be co-located or operating in conjunction with any other antenna or transmitter expect those approved under the filing.

For product available in the USA/Canada market, only channel 1~11 WLAN 2.4 GHz can be operated. No additional channels are supported in WLAN 2.4 GHz.

## Federal Communication Commission (FCC) Radiation Exposure Statement

This equipment complies with FCC radiation exposure limits set forth for an uncontrolled environment. End user must follow the specific operating instructions for satisfying RF exposure compliance.

## ISED COMPLIANCE

### NOTICE:

This device complies with Industry Canada license-exempt RSS standard(s).

Operation is subject to the following two conditions:

(1)this device may not cause harmful interference, and

(2)this device must accept any interference received, including interference that may cause undesired operation.

Le present appareil est conforme aux CNR d'Industrie Canada applicables aux appareils radio exempts de licence. L'exploitation est autorisee aux deux conditions suivantes:

(1) l'appareil ne doit pas produire de brouillage, et

(2) l'utilisateur de l'appareil doit accepter tout brouillage radioelectrique subi, meme si le brouillage est susceptible d'en compromettre le fonctionnement.

### CAUTION

(i) the device for operation in the band 5150-5250 MHz is only for indoor use to reduce the potential for harmful interference to cochannel mobile satellite systems;

(ii) high-power radars are allocated as primary users (i.e. priority users) of the bands 5250-5350MHz and 5650-5850 MHz and that these radars could cause interference and/or damage to LE-LAN devices.

### AVERTISSEMENT:

(i) les dispositifs fonctionnant dans la bande 5 150-5 250 MHz sont reserves uniquement pour une utilisation a l'interieur afin de reduire les risques de brouillage prejudiciable aux systemes de satellites mobiles utilisant les memes canaux;

(ii) les utilisateurs de radars de haute puissance sont designes utilisateurs principaux (c.-a-d., qu'ils ont la priorite) pour les bandes 5

250-5 350 MHz et 5 650-5 850 MHz et que ces radars pourraient causer du brouillage et/ou des dommages aux dispositifs LAN-EL.

CAN ICES-003 (B)/NMB-003(B)

Pour les produits disponibles aux États-Unis / Canada du marché, seul le canal 1 à 11 peuvent être exploités pour WLAN 2.4 GHz. La sélection d'autres canaux n'est pas possible.

## RADIO TECHNOLOGIES AND FREQUENCY BANDS (USA AND CANADA)

| Radio Technology | Frequency Band    |
|------------------|-------------------|
| WiFi             | 2400 – 2462 MHz   |
|                  | 5150 – 5350 MHz   |
|                  | 5470 – 5725MHz    |
|                  | 5.735— 5.825 MHz  |
| Bluetooth        | 2400 – 2483.5 MHz |
| RFID/NFC         | 13.56 MHz         |

## RADIO FREQUENCY EXPOSURE INFORMATION

The SKORPIO X5 is designed to be held by the End User hands and carried close to the End User body only using the belt holster accessory.



**CAUTION: The device for operation in the band 5150-5250 MHz is only for indoor use to reduce the potential for harmful interference to co-channel mobile satellite systems.**

## CE SAR COMPLIANCE

The Skorpion X5 complies with CE SAR limits for general population/uncontrolled exposure specified in Council Recommendation 1999/519/EC, ICNIRP Guidelines and RED (Directive 2014/53/ EU).

### CE SAR Values

- Body-worn= 0,242 W/Kg at 10g (for body-worn use the device must be properly held in the Datalogic genuine holster)
- Limbs=0,712 W/Kg at 10g

The Skorpion X5 has been tested for handheld and typical body-worn use (0mm distance from the body, using a belt holster), according to EN 50360:2017, EN50566:2017, EN 62311: 2020, EN 50665:2017, EN 62479:2010, EN 50663:2017 and EN 62209-2:2010.

In order to meet the CE SAR Compliance, only genuine Datalogic Skorpion X5 Belt Holster must be used. The use of third-party holsters (or similar accessories) may not comply with CE SAR compliance requirements, thus should be avoided.

The genuine Datalogic belt holster must be properly worn, so that the Skorpion X5 faces to the end user body its front (display) side or its back (battery) side. Refer to <https://www.datalogic.com> for Skorpion X5 genuine holster and accessories.

## FCC/ISED SAR COMPLIANCE

The Skorpion X5 complies with the FCC SAR limits specified in the FCC 47 CFR part2 (2.1093) and ANSI/IEEE C95.1-1992, and complies with the ISED SAR limits specified in ISED RSS-102 Issue 5 (2015).

### FCC/ ISED SAR Values

- Body-worn= 1,19 W/Kg at 1g (for body-worn use the device must be properly held in the Datalogic genuine holster)
- Limbs=1,98 W/Kg at 10g

The Skorpion X5 has been tested for handheld and typical body-worn use (0mm distance from the body, using a belt holster), according to the specific SAR testing method referred at the Display Exhibits section of <https://apps.fcc.gov/oetcf/eas/reports/GenericSearch.cfm>, filling the FCC IDs specified in the FCC/IC labeling section of this Addendum.

In order to meet the FCC/ISED SAR Compliance, only genuine Datalogic Skorpion X5 Belt Holster must be used. The use of third-party holsters (or similar accessories) may not comply with FCC/ ISED SAR compliance requirements, thus should be avoided.

The genuine Datalogic holster must be properly worn, so that the Skorpion X5 faces to the end user body its front (display) side or its back (battery) side. Refer to <https://www.datalogic.com> for Skorpion X5 genuine holster and accessories.

Cet équipement peut être utilisé dans vos mains. Cet équipement peut être utilisé et installé à une distance minimale de 0mm entre le radiateur et vos corps seulement avec le SKORPIO X5 Belt Hoslter accessoire.

Este equipamento não tem direito à proteção contra interferência prejudicial e não pode causar interferência em sistemas devidamente autorizados.

La operación de este equipo está sujeta a las siguientes dos condiciones.

- Es posible que este equipo o dispositivo no cause interferencia perjudicial.
- Este equipo o dispositivo debe aceptar cualquier interferencia. Incluyendo la que pueda causar su operación no deseada.

微功率设备应当在其产品使用说明（含电子显示的说明书）中注明以下内容：

（一）符合“微功率短距离无线电发射设备目录和技术要求”的具体条款和使用场景，采用的天线类型和性能，控制、调整及开关等使用方法；

（二）不得擅自改变使用场景或使用条件、扩大发射频率范围、加大发射功率（包括额外加装射频功率放大器），不得擅自更改发射天线；

（三）不得对其他合法的无线电台（站）产生有害干扰，也不得提出免受有害干扰保护；

（四）应当承受辐射射频能量的工业、科学及医疗（ISM）应用设备的干扰或其他合法的无线电台（站）干扰；

（五）如对其他合法的无线电台（站）产生有害干扰时，应立即停止使用，并采取措施消除干扰后方可继续使用；

（六）在航空器内和依据法律法规、国家有关规定、标准划设的射电天文台、气象雷达站、卫星地球站（含测控、测距、接收、导航站）等军民用无线电台（站）、机场等的电磁环境保护区域内使用微功率设备，应当遵守电磁环境保护及相关行业主管部门的规定；

（七）禁止在以机场跑道中心点为圆心、半径5000米的区域内使用各类模型遥控器；

（八）微功率设备使用时温度和电压的环境条件。

## Datalogic S.r.l.

Via San Vitalino 13  
40012 Calderara di Reno (BO)  
Italy  
Tel. +39 051 3147011  
Fax +39 051 3147205

### ©2020 Datalogic S.p.A. and/or its affiliates

♦ All rights reserved. ♦ Without limiting the rights under copyright, no part of this documentation may be reproduced, stored in or introduced into a retrieval system, or transmitted in any form or by any means, or for any purpose, without the express written permission of Datalogic S.p.A. and/or its affiliates. Owners of Datalogic products are hereby granted a non-exclusive, revocable license to reproduce and transmit this documentation for the purchaser's own internal business purposes. Purchaser shall not remove or alter any proprietary notices, including copyright notices, contained in this documentation and shall ensure that all notices appear on any reproductions of the documentation. Should future revisions of this manual be published, you can acquire printed versions by contacting your Datalogic representative. Electronic versions may either be downloadable from the Datalogic website ([www.datalogic.com](http://www.datalogic.com)) or provided on appropriate media. If you visit our website and would like to make comments or suggestions about this or other Datalogic publications, please let us know via the "Contact Datalogic" page.

### Disclaimer

Datalogic has taken reasonable measures to provide information in this manual that is complete and accurate, however, Datalogic reserves the right to change any specification at any time without prior notice. Datalogic and the Datalogic logo are registered trademarks of Datalogic S.p.A. in many countries, including the U.S.A. and the E.U. Skorpio is a trademark of Datalogic S.p.A. and/or its affiliates. All other brand and product names may be trademarks of their respective owners.

### Patents

See [www.patents.datalogic.com](http://www.patents.datalogic.com) for patent list.


## Reference Documentation

For further information regarding the Skorpio X5 refer to the SDK Help on-line, downloadable from our developer portal: <https://developer.datalogic.com/mobile-computers>.

## Support Through the Website

Datalogic provides several services as well as technical support through its website.

Log on to [www.datalogic.com](http://www.datalogic.com).

For quick access, from the home page click on the search icon , and type in the name of the product you're looking for. This allows you access to download Data Sheets, Manuals, Software & Utilities, and Drawings.

Hover over the Support & Service menu for access to Services and Technical Support.

## Warranty Terms and Conditions

The warranty period is 1 year for the device and 90 days for consumables (e.g. battery, power supply, cable etc.) from date of purchase at our company.

# DATALOGIC

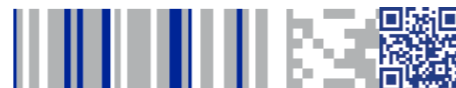
## Skorpio X5 Rugged Mobile Computer with 1D/2D Imager



## Quick Start Guide



822003920 (Rev. A) March 2020



See the Safety & Regulatory Addendum included with your product for additional regulatory, safety and legal information.

©2020 Datalogic S.p.A. and/or its affiliates. All rights reserved. Datalogic and the Datalogic logo are registered trademarks of Datalogic S.p.A. in many countries, including the U.S. and the E.U.

# DATALOGIC

[www.datalogic.com](http://www.datalogic.com)

## Out of the Box

The Skorpio X5 package contains:

- Skorpio X5 Device
- Rechargeable one-piece battery pack
- USB Type-C to Type A cable
- Handstrap (Handheld Models Only)
- Lanyard (Pistol Grip Models Only)
- Quick Start Guide
- Safety & Regulatory Addendum
- End User License Agreement (EULA) Sheet

Remove all the components from their packaging; check their integrity and compare them with all the packing documents.



Keep the original packaging for use when sending products to the technical assistance center. Damage caused by improper packaging is not covered under the warranty.

## General View

### Front View



### Back View

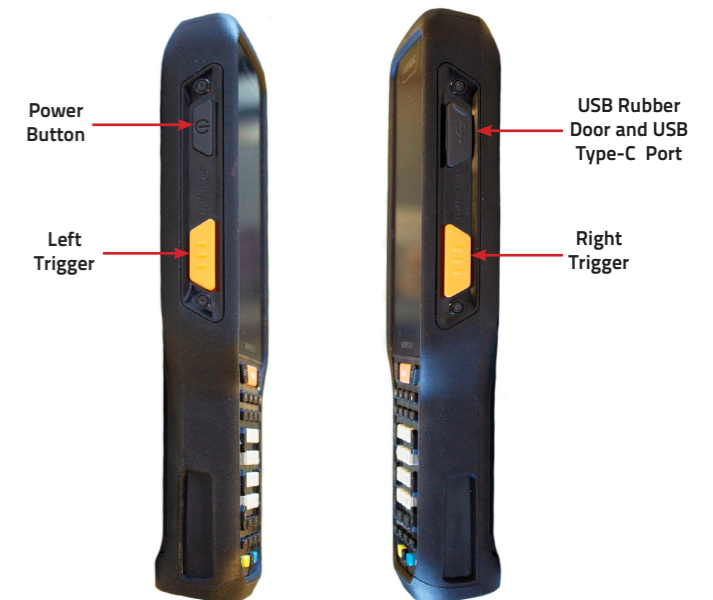


## Top View



Data Capture Window

## Side View



## Bottom View



Charging Dock Connector (wired models only)

## Battery Installation

Insert the battery pack into the slot, top first, and press it into place until it clicks:



## Charging Instructions

The battery pack is not initially fully charged. After installing the battery, charge it with the Datalogic USB Type-C wall adapter or with a dock. During the charging process the charging LED positioned at the top left side of the display glows red constantly. Once the charging process has been completed, the charging LED glows green constantly.

### Charge with USB

Use the provided USB Type-C cable in conjunction with the Datalogic USB Type-C wall adapter to charge the device from a power outlet.



You can also use the supplied Type-C cable to charge the Skorpio X5 from any self-powered USB hub or USB port on a computer.



Use only the Datalogic power supply 943500051 SKORPIO X5 USB TYPE-C WALL ADAPTER to power the Skorpio X5.

### Charge with the Dock

Insert the device into the dock with the screen facing front and the head facing up.



Use only a Datalogic approved power supply to power any of the docks. Do not put any foreign object such as, but not limited to, coins, paper clips, stickers inside the slot of any of the wireless docks. Do not apply any sticker to the Skorpio X5 (see the examples below).




No Clip

No Coin

No Sticker

No Sticker



The Skorpio X5 may get warm during charging. This is normal and does not mean a malfunction. For information on the docks, refer to the Quick Start Guide included in the dock's box.

## Scanning and Imaging

### 2D Imager Data Capture

To scan a bar code symbol:

1. Point the scan window at the bar code.
2. Press one of the scan triggers. The imager projects a laser aiming pattern that is used to position the barcode or object within the field of view.
3. Center the symbol in any orientation within the aiming pattern. Ensure the entire symbol is within the rectangular area formed by the brackets in the aiming pattern, then either wait for the timeout or release the Scan Key to capture the image. A red beam illuminates the symbol, which is captured and decoded.

If the scan has been successful:

- If enabled, the good read beep plays.
- If enabled, the GreenSpot projects a green spot onto the bar code image.
- If enabled, the good read indicator positioned at the top left side of the display glows solid green.



Linear Bar Code



2D Matrix Symbol



Relative Size and Location of Aiming System Pattern



## Datalogic S.r.l.

Via San Vitalino 13  
40012 Calderara di Reno (BO)  
Italy  
Tel. +39 051 3147011  
Fax +39 051 3147205

©2020 Datalogic S.p.A. and/or its affiliates

All rights reserved. Without limiting the rights under copyright, no part of this documentation may be reproduced, stored in or introduced into a retrieval system, or transmitted in any form or by any means, or for any purpose, without the express written permission of Datalogic S.p.A. and/or its affiliates. Owners of Datalogic products are hereby granted a non-exclusive, revocable license to reproduce and transmit this documentation for the purchaser's own internal business purposes. Purchaser shall not remove or alter any proprietary notices, including copyright notices, contained in this documentation and shall ensure that all notices appear on any reproductions of the documentation. Electronic versions of this document may be downloaded from the Datalogic website ([www.datalogic.com](http://www.datalogic.com)). If you visit our website and would like to make comments or suggestions about this or other Datalogic publications, please let us know via the "Contact" page.

### Disclaimer

Datalogic has taken reasonable measures to provide information in this manual that is complete and accurate, however, Datalogic shall not be liable for technical or editorial errors or omissions contained herein, nor for incidental or consequential damages resulting from the use of this material. Datalogic reserves the right to change any specification at any time without prior notice.

### Trademarks

Datalogic and the Datalogic logo are registered trademarks of Datalogic S.p.A. in many countries, including the U.S.A. and the E.U. Skorpion is a trademark of Datalogic S.p.A. and/or its affiliates. All other brand and product names may be trademarks of their respective owners.

## WASTE ELECTRICAL AND ELECTRONIC EQUIPMENT (WEEE)



### Information for the User

At the end of its useful life, the product marked with the crossed out wheeled wastebasket must be disposed of separately from urban waste. For more detailed information about disposal, contact the supplier that provided you with the product in question or consult the dedicated section at the website <http://www.datalogic.com>.

### Informazione per gli utenti

L'apparecchiatura che riporta il simbolo del bidone barrato deve essere smaltita, alla fine della sua vita utile, separatamente dai rifiuti urbani. Per maggiori dettagli sulle modalità di smaltimento, contattare il Fornitore dal quale è stata acquistata l'apparecchiatura o consultare la sezione dedicata sul sito <http://www.datalogic.com>.

### Information aux utilisateurs

Au terme de sa vie utile, le produit qui porte le symbole d'un caisson à ordures barré ne doit pas être éliminé avec les déchets urbains. Pour obtenir des informations complémentaires concernant l'élimination, veuillez contacter le fournisseur auprès duquel vous avez acheté le produit ou consulter la section consacrée au site web <http://www.datalogic.com>.

### Benutzerinformation bezüglich

Am Ende des Gerätelebenszyklus darf das Produkt nicht über den städtischen Hausmüll entsorgt werden. Eine entsprechende Mülltrennung ist erforderlich. Weitere Informationen zu dieser Richtlinie erhalten sie von ihrem Lieferanten über den sie das Produkt erworben haben, oder besuchen sie unsere Homepage unter <http://www.datalogic.com>.

### Información para el usuario

Al final de su vida útil, el producto marcado con un símbolo de contenedor de basura móvil tachado no debe eliminarse junto a los desechos urbanos. Para obtener una información más detallada sobre la eliminación, por favor, póngase en contacto con el proveedor donde lo compró o consultar la sección dedicada en el Web site <http://www.datalogic.com>.

## SKORPIO™ X5 SAFETY & REGULATORY ADDENDUM



**DATALOGIC**

### SINGLE DOCK WIRELESS CHARGING

©2020 Datalogic S.p.A. and/or its affiliates  
• All rights reserved • Without limiting the rights under copyright, no part of this documentation may be reproduced, stored in or introduced into a retrieval system, or transmitted in any form or by any means, or for any purpose, without the express written permission of Datalogic S.p.A. and/or its affiliates • Datalogic and the Datalogic logo are registered trademarks of Datalogic S.p.A. in many countries, including the U.S. and the E.U.

**This document is an addendum to the Quick Start Guide (QSG) for this product. See the QSG for additional product information.**

[www.datalogic.com](http://www.datalogic.com)



852001762 (Rev. C) Oct. 2020



**NOTE:** Read carefully the SKORPIO X5 SINGLE DOCK WIRELESS CHARGING Quick Start Guide before performing any type of connection to the SKORPIO X5 SINGLE DOCK WIRELESS CHARGING.

The user is responsible for any damage caused by incorrect use of the equipment or by inobservance of the indication supplied in the user manual.

## GENERAL SAFETY RULES



### CAUTION:

- Before using the SKORPIO X5 SINGLE DOCK WIRELESS CHARGING, read this Addendum carefully.
- Before using the Skorpion X5 devices and the battery packs, read also the Skorpion X5 Safety & Regulatory Addendum.
- Use only the components and accessories supplied by the manufacturer for the specific Skorpion X5 being used.
- Do not attempt to disassemble the SKORPIO X5 SINGLE DOCK WIRELESS CHARGING, as it does not contain parts that can be repaired by the user. Any tampering will invalidate the warranty.
- Do not submerge the SKORPIO X5 SINGLE DOCK WIRELESS CHARGING in liquid products.
- For further information or support, refer to the Datalogic web site: [www.datalogic.com](http://www.datalogic.com).



**CAUTION:** Do not put any foreign object such as, but not limited to, coins, paper clips, stickers inside the slot of the dock (see the examples below).



**NOTE:** The Skorpion X5 gets warm during charging; this is normal and does not mean a malfunction.

## POWER SUPPLY

The device is intended to be supplied by a UL Listed/CSA Certified Power Unit LPS/SELV rating 12V, min 6A power source which supplies power via the power connector of the cable.

Any changes or modifications to equipment, not expressly approved by Datalogic could void the user's authority to operate the equipment.

Este equipamento não tem direito à proteção contra interferência prejudicial e não pode causar interferência em sistemas devidamente autorizados.

La operación de este equipo está sujeta a las siguientes dos condiciones:

1. Es posible que este equipo o dispositivo no cause interferencia perjudicial.
2. Este equipo o dispositivo debe aceptar cualquier interferencia. Incluyendo la que pueda causar su operación no deseada.

## WIRELESS AND RADIO FREQUENCIES WARNINGS



**WARNING:** Do not attempt to charge any other device different from Skorpion X5 devices.

Make sure there's nothing between charger and the device.

Do not insert nor attach anything, such as stickers, inside the dock slots.

Use only the supplied or an approved replacement antenna. Unauthorized antennas, modifications or attachments could damage the product and may violate laws and regulations.

Most modern electronic equipment is shielded from RF signals. However, certain electronic equipment may not be shielded against the RF signals generated by Skorpion X5.

Datalogic recommends persons with pacemakers or other medical devices to follow the same recommendations provided by Health Industry Manufacturers Associations for mobile phones.

Persons with pacemakers should ALWAYS keep this device more than twenty five (25) cm from their pacemaker and/or any other medical device.

Do not install the dock in any area with a potentially explosive atmosphere. Observe restrictions and follow closely any laws, regulations, warnings and best practices on the use of radio equipment near fuel storage areas or fuel distribution areas, chemical plants or where any operation involves use of explosive materials.

Do not store or carry flammable liquids, explosive gases or materials with the device or its parts or accessories.

Areas with a potentially explosive atmosphere are often, but not always, clearly marked or shown.

Sparks in such areas could cause an explosion or fire, resulting in injury or even death.

This device must be installed and operated with minimum distance of 10 cm between the radiator and user's body.

## CE MARKING AND EUROPEAN ECONOMIC AREA (EEA)

In radio systems configured with mobile computers and access points, the frequencies to be used must be allowed by the spectrum authorities of the specific country in which the installation takes place. Be absolutely sure that the system frequencies are correctly set to be compliant with the spectrum requirements of the country. The Radio modules used in this product automatically adapt to the frequencies set by the system and do not require any parameter settings.

## Statement of Compliance

Hereby, Datalogic S.r.l. declares that the radio equipment type SKORPIO X5 SINGLE DOCK WIRELESS CHARGING is in compliance with Directive 2014/53/EU. The full text of the EU declaration of conformity is available at the following internet address: [www.datalogic.com](http://www.datalogic.com).

### Česky [Czech]

Datalogic S.r.l. tímto prohlašuje, že tento SKORPIO X5 SINGLE DOCK WIRELESS CHARGING je ve shodě se základními požadavky a dalšími příslušnými ustanoveními směrnice 2014/53/EU - 2011/65/EU.

### Dansk [Danish]

Undertegnede Datalogic S.r.l. erklærer herved, at følgende udstyr SKORPIO X5 SINGLE DOCK WIRELESS CHARGING overholder de væsentlige krav og øvrige relevante krav i direktiv 2014/53/EU - 2011/65/EU.

#### Deutsch [German]

Hiermit erklärt Datalogic S.r.l., dass sich das Gerät SKORPIO X5 SINGLE DOCK WIRELESS CHARGING in Übereinstimmung mit den grundlegenden Anforderungen und den übrigen einschlägigen Bestimmungen der Richtlinie 2014/53/EU - 2011/65/EU befindet.

#### Eesti [Estonian]

Käesolevaga kinnitab Datalogic S.r.l. seadme SKORPIO X5 SINGLE DOCK WIRELESS CHARGING vastavust direktiivi 2014/53/EU - 2011/65/EU põhinõuetele ja nimetatud direktiivist tulenevatele teistele asjakohastele sätetele.

#### Español [Spanish]

Por medio de la presente Datalogic S.r.l. declara que el SKORPIO X5 SINGLE DOCK WIRELESS CHARGING cumple con los requisitos esenciales y cualesquiera otras disposiciones aplicables o exigibles de la Directiva 2014/53/EU - 2011/65/EU.

#### Ελληνική [Greek]

ΜΕ ΤΗΝ ΠΑΡΟΥΣΑ Datalogic S.r.l. ΔΗΛΩΝΕΙ ΟΤΙ SKORPIO X5 SINGLE DOCK WIRELESS CHARGING ΣΥΜΜΟΡΦΩΝΕΤΑΙ ΠΡΟΣ ΤΙΣ ΟΥΣΙΩΔΕΙΣ ΑΠΑΙΤΗΣΕΙΣ ΚΑΙ ΤΙΣ ΛΟΙΠΕΣ ΣΧΕΤΙΚΕΣ ΔΙΑΤΑΞΕΙΣ ΤΗΣ ΟΔΗΓΙΑΣ 2014/53/EU - 2011/65/EU.

#### Français [French]

Par la présente Datalogic S.r.l. déclare que l'appareil SKORPIO X5 SINGLE DOCK WIRELESS CHARGING est conforme aux exigences essentielles et aux autres dispositions pertinentes de la directive 2014/53/EU - 2011/65/EU.

#### Italiano [Italian]

Con la presente Datalogic S.r.l. dichiara che questo SKORPIO X5 SINGLE DOCK WIRELESS CHARGING è conforme ai requisiti essenziali ed alle altre disposizioni pertinenti stabilite dalla direttiva 2014/53/EU - 2011/65/EU.

#### Latviski [Latvian]

Ar šo Datalogic S.r.l. deklarē, ka SKORPIO X5 SINGLE DOCK WIRELESS CHARGING atbilst Direktīvas 2014/53/EU - 2011/65/EU būtiskajām prasībām un citiem ar to saistītajiem noteikumiem.

#### Lietuvių [Lithuanian]

Šiuo Datalogic S.r.l. deklaruoja, kad šis SKORPIO X5 SINGLE DOCK WIRELESS CHARGING atitinka esminius reikalavimus ir kitas 2014/53/EU - 2011/65/EU Direktyvos nuostatas.

#### Nederlands [Dutch]

Hierbij verklaart Datalogic S.r.l. dat het toestel SKORPIO X5 SINGLE DOCK WIRELESS CHARGING in overeenstemming is met de essentiële eisen en de andere relevante bepalingen van richtlijn 2014/53/EU - 2011/65/EU.

#### Malti [Maltese]

Hawnhekk, Datalogic S.r.l., jiddikjara li dan SKORPIO X5 SINGLE DOCK WIRELESS CHARGING jikkonforma mal-htigijiet essenzjali u ma provvedimenti oħrajn rilevanti li hemm fid-Dirrettiva 2014/53/EU - 2011/65/EU.

#### Magyar [Hungarian]

Alulírott, Datalogic S.r.l. nyilatkozom, hogy a SKORPIO X5 SINGLE DOCK WIRELESS CHARGING megfelel a vonatkozó alapvető követelményeknek és az 2014/53/EU - 2011/65/EU irányelv egyéb előírásainak.

#### Polski [Polish]

Niniejszym Datalogic S.r.l. oświadcza, że SKORPIO X5 SINGLE DOCK WIRELESS CHARGING jest zgodny z zasadniczymi wymogami oraz pozostałymi stosownymi postanowieniami Dyrektywy 2014/53/EU - 2011/65/EU.

#### Português [Portuguese]

Datalogic S.r.l. declara que este SKORPIO X5 SINGLE DOCK WIRELESS CHARGING está conforme com os requisitos essenciais e outras disposições da Directiva 2014/53/EU - 2011/65/EU.

#### Slovensko [Slovenian]

Datalogic S.r.l. izjavlja, da je ta SKORPIO X5 SINGLE DOCK WIRELESS CHARGING v skladu z bistvenimi zahtevami in ostalimi relevantnimi določili direktive 2014/53/EU - 2011/65/EU.

#### Slovensky [Slovak]

Datalogic S.r.l. týmto vyhlasuje, že SKORPIO X5 SINGLE DOCK WIRELESS CHARGING spĺňa základné požiadavky a všetky príslušné ustanovenia Smernice 2014/53/EU - 2011/65/EU.

#### Suomi [Finnish]

Datalogic S.r.l. vakuuttaa täten että SKORPIO X5 SINGLE DOCK WIRELESS CHARGING tyyppinen laite on direktiivin 2014/53/EU - 2011/65/EU oleellisten vaatimusten ja sitä koskevien direktiivin muiden ehtojen mukainen.

#### Svenska [Swedish]

Härmed intygar Datalogic S.r.l. att denna SKORPIO X5 SINGLE DOCK WIRELESS CHARGING står i överensstämmelse med de väsentliga egenskapskrav och övriga relevanta bestämmelser som framgår av direktiv 2014/53/EU - 2011/65/EU.

## INFORMATION FOR THE USER

#### ENGLISH

Contact the competent authority responsible for the management of radio frequency devices of your country to verify any possible restrictions or licenses required.

#### ITALIANO

Prendi contatto con l'autorità competente per la gestione degli apparati a radio frequenza del tuo paese, per verificare eventuali restrizioni o licenze.

#### DEUTSCH

Wenden Sie sich an die für Radiofrequenzgeräte zuständige Behörde Ihres Landes, um zu prüfen ob es Einschränkungen gibt, oder eine Lizenz erforderlich ist.


#### FRANÇAIS

Contactez l'autorité compétente en la gestion des appareils à radio fréquence de votre pays pour vérifier d'éventuelles restrictions ou licences.

#### ESPAÑOL

Contacta la autoridad competente para la gestión de los dispositivos de radio frecuencia de tu país, para verificar cualesquiera restricciones o licencias posibles requerida.

## MARKING LABEL



## FCC COMPLIANCE

This device complies with Part 15 of the FCC Rules.

Operation is subject to the following two conditions:

(1)this device may not cause harmful interference, and

(2)this device must accept any interference received, including interference that may cause undesired operation.



#### CAUTION: Exposure to Radio Frequency Radiation

**This equipment complies with FCC radiation exposure limits set forth for an uncontrolled environment and meets the FCC radio frequency (RF) Exposure Guidelines. This equipment should be installed and operated keeping the radiator at least 10cm or more away from person's body.**

#### NOTICE:

Changes or modifications made to this equipment not expressly approved by Datalogic S.r.l. may void the FCC authorization to operate this equipment.

#### NOTE:

This equipment has been tested and found to comply with the limits for a Class B digital device, pursuant to Part 15 of the FCC Rules. These limits are designed to provide reasonable protection against harmful interference in a residential installation. This equipment generates, uses and can radiate radio frequency energy and, if not installed and used in accordance with the instructions, may cause harmful interference to radio communications. However, there is no guarantee that interference will not occur in a particular installation. If this equipment does cause harmful interference to radio or television reception, which can be determined by turning the equipment off and on, the user is encouraged to try to correct the interference by one or more of the following measures:

- Reorient or relocate the receiving antenna.
- Increase the separation between the equipment and receiver.
- Connect the equipment into an outlet on a circuit different from that to which the receiver is connected.
- Consult the dealer or an experienced radio/TV technician for help.

This device complies with Part 18 of the FCC Rules. This equipment generates uses and can radiate radio frequency energy and, if not installed and used in accordance with the instructions, may cause harmful interference to radio communications.

If this equipment does cause harmful interference to radio or television reception, which can be determined by turning the equipment off and on, the user is encouraged to try to correct the interference by one or more of the following measures:

- Increase the separation between the equipment and any other radio device.
- Connect the equipment into an outlet on a circuit different from that to which the receiver is connected.

## ISED COMPLIANCE

#### NOTICE:

This device complies with Industry Canada licence-exempt RSS standard(s).

Operation is subject to the following two conditions:

(1)this device may not cause harmful interference, and

(2)this device must accept any interference received, including interference that may cause undesired operation.



#### CAUTION: Exposure to Radio Frequency Radiation

- **To comply with the Canadian RF exposure compliance requirements, this device and its antenna must not be co-located or operating in conjunction with any other antenna or transmitter.**
- **To comply with RSS 102 RF exposure compliance requirements, a separation distance of at least 10 cm must be maintained between the antenna of this device and all persons.**

Le présent appareil est conforme aux CNR d'Industrie Canada applicables aux appareils radio exempts de licence. L'exploitation est autorisée aux deux conditions suivantes:

(1) l'appareil ne doit pas produire de brouillage, et

(2) l'utilisateur de l'appareil doit accepter tout brouillage radioélectrique subi, même si le brouillage est susceptible d'en compromettre le fonctionnement.



#### ATTENTION: Exposition au rayonnement radiofréquence

- **Pour se conformer aux exigences de conformité RF canadienne l'exposition, cet appareil et son antenne ne doivent pas être colocalisés ou fonctionnant en conjonction avec une autre antenne ou transmetteur.**
- **Pour se conformer aux exigences de conformité CNR 102 RF exposition, une distance de séparation d'au moins 10 cm doit être maintenue entre l'antenne de cet appareil et toutes les personnes.**

## RADIO TECHNOLOGIES AND FREQUENCY BANDS

The SKORPIO X5 SINGLE DOCK WIRELESS CHARGING incorporates the following radio technologies and supports the corresponding frequencies, as specified below:

| Radio Technology                | Frequency Band  |
|---------------------------------|-----------------|
| Wireless Charging (Transmitter) | [110 - 145] KHz |

## CLEANING THE DOCK

Periodically clean the Skorpio X5 SINGLE DOCK With Contacts using a soft cloth slightly dampened with only water or Isopropyl Alcohol (70%).

Do not use any other cleaning agents (e.g. different alcohol, abrasive or corrosive products, solvents) or abrasive pads to clean the dock.

Do not spray or pour liquids directly onto the dock.

The dock is not water resistant. Keep it dry.