

FCC Test Report

FCC ID : U4GSX5WB
Equipment : Rugged mobile computer with barcode reader
Brand Name : Datalogic
Model Name : Skorpio X5
Applicant : Datalogic S.r.l.
Via S. Vitalino 13, 40012 Lippo di Calderara di
Reno (BO) - Italy
Manufacturer : Datalogic S.r.l.
Via S. Vitalino 13, 40012 Lippo di Calderara di
Reno (BO) - Italy
Standard : 47 CFR FCC Part 15.247

The product was received on Jun. 08, 2020, and testing was started from Jun. 15, 2020 and completed on Sep. 08, 2020. We, SPORTON INTERNATIONAL INC. EMC & Wireless Communications Laboratory, would like to declare that the tested sample has been evaluated in accordance with the procedures given in ANSI C63.10-2013 and shown compliance with the applicable technical standards.

The test results in this report apply exclusively to the tested model / sample. Without written approval of SPORTON INTERNATIONAL INC. EMC & Wireless Communications Laboratory, the test report shall not be reproduced except in full.



Approved by: Allen Lin

SPORTON INTERNATIONAL INC. EMC & Wireless Communications Laboratory

No. 52, Huaya 1st Rd., Guishan Dist., Taoyuan City, Taiwan (R.O.C.)



Table of Contents

HISTORY OF THIS TEST REPORT3

SUMMARY OF TEST RESULT4

1 GENERAL DESCRIPTION5

1.1 Information.....5

1.2 Testing Applied Standards7

1.3 Testing Location Information7

1.4 Measurement Uncertainty7

2 TEST CONFIGURATION OF EUT.....8

2.1 Test Condition8

2.2 Test Channel Mode8

2.3 The Worst Case Measurement Configuration.....9

2.4 Accessories10

2.5 Support Equipment.....10

2.6 Test Setup Diagram11

3 TRANSMITTER TEST RESULT13

3.1 AC Power-line Conducted Emissions13

3.2 DTS Bandwidth.....15

3.3 Maximum Conducted Output Power16

3.4 Power Spectral Density18

3.5 Emissions in Non-restricted Frequency Bands19

3.6 Emissions in Restricted Frequency Bands.....20

4 TEST EQUIPMENT AND CALIBRATION DATA24

APPENDIX A. TEST RESULTS OF AC POWER-LINE CONDUCTED EMISSIONS

APPENDIX B. TEST RESULTS OF DTS BANDWIDTH

APPENDIX C. TEST RESULTS OF MAXIMUM CONDUCTED OUTPUT POWER

APPENDIX D. TEST RESULTS OF POWER SPECTRAL DENSITY

APPENDIX E. TEST RESULTS OF EMISSIONS IN NON-RESTRICTED FREQUENCY BANDS

APPENDIX F. TEST RESULTS OF EMISSIONS IN RESTRICTED FREQUENCY BANDS

APPENDIX G. TEST RESULTS OF RADIATED EMISSION CO-LOCATION

APPENDIX H. TEST PHOTOS

PHOTOGRAPHS OF EUT V01



Summary of Test Result

Report Clause	Ref. Std. Clause	Test Items	Result (PASS/FAIL)	Remark
1.1.2	15.203	Antenna Requirement	PASS	-
3.1	15.207	AC Power-line Conducted Emissions	PASS	-
3.2	15.247(a)	DTS Bandwidth	PASS	-
3.3	15.247(b)	Maximum Conducted Output Power	PASS	-
3.4	15.247(e)	Power Spectral Density	PASS	-
3.5	15.247(d)	Emissions in Non-restricted Frequency Bands	PASS	-
3.6	15.247(d)	Emissions in Restricted Frequency Bands	PASS	-

Declaration of Conformity:

The test results with all measurement uncertainty excluded are presented in accordance with the regulation limits or requirements declared by manufacturers.

Comments and explanations:

None

Reviewed by: Sam Tsai

Report Producer: Ann Hou



1 General Description

1.1 Information

1.1.1 RF General Information

Frequency Range (MHz)	IEEE Std. 802.11	Ch. Frequency (MHz)	Channel Number
2400-2483.5	b, g, n (HT20)	2412-2462	1-11 [11]
2400-2483.5	n (HT40)	2422-2452	3-9 [7]

Band	Mode	BWch (MHz)	Nant
2.4-2.4835GHz	802.11b	20	2TX
2.4-2.4835GHz	802.11g	20	2TX
2.4-2.4835GHz	802.11n HT20	20	2TX
2.4-2.4835GHz	802.11n HT40	40	2TX

Note:

- ◆ 11b mode uses a combination of DSSS-DBPSK, DQPSK, CCK modulation.
- ◆ 11g, HT20 and HT40 use a combination of OFDM-BPSK, QPSK, 16QAM, 64QAM modulation.
- ◆ BWch is the nominal channel bandwidth.

1.1.2 Antenna Information

Ant.	Brand	Model Name	Antenna Type	Connector
1	Datalogic-USI	Skorpio X5 antenna	PIFA	mini I-pex
2	Datalogic-USI	Skorpio X5 antenna	PIFA	mini I-pex

Ant.	Port	Gain (dBi)					
		2.4G	U-NII-1	U-NII-2A	U-NII-2C	U-NII-3	BT
1	1	1.7	2.6	3.5	3.5	3.8	1.7
2	2	1.5	3.6	3.6	4.2	4.2	-

Note 1: The EUT has two antennas.

For 2.4GHz function:

For IEEE 802.11 b/g/n mode (2TX/2RX)

Ant. 1 (port 1) and Ant. 2 (port 2) could transmit/receive simultaneously.

For 5GHz function:

For IEEE 802.11 a/n/ac mode (2TX/2RX)

Ant. 1 (port 1) and Ant. 2 (port 2) could transmit/receive simultaneously.

For BT function:

For IEEE 802.15.1 Bluetooth mode (1TX/1RX)

Ant. 1 (port 1) could transmit/receive.



1.1.3 EUT Information

Operational Condition			
EUT Power Type	From AC Adapter / Battery		
EUT Function	<input checked="" type="checkbox"/> Point-to-multipoint	<input type="checkbox"/> Point-to-point	
Beamforming Function	<input type="checkbox"/> With beamforming	<input checked="" type="checkbox"/> Without beamforming	
Type of EUT			
<input checked="" type="checkbox"/>	Stand-alone		
<input type="checkbox"/>	Combined (EUT where the radio part is fully integrated within another device)		
	Combined Equipment - Brand Name / Model No.:	...	
<input type="checkbox"/>	Plug-in radio (EUT intended for a variety of host systems)		
	Host System - Brand Name / Model No.:	...	
<input type="checkbox"/>	Other:		

1.1.4 Mode Test Duty Cycle

Mode	DC	DCF(dB)	T(s)	VBW(Hz) ≥ 1/T
802.11b_Nss1,(1Mbps)_2TX	0.992	0.03	12.435m	10
802.11g_Nss1,(6Mbps)_2TX	0.983	0.07	2.066m	10
802.11n HT20_Nss1,(MCS0)_2TX	0.982	0.08	1.927m	10
802.11n HT40_Nss1,(MCS0)_2TX	0.951	0.22	950.625u	3k

Note. If DC < 0.98, the DCF was added while measuring Output power and PSD.

1.1.5 Table for Multiple Listing

Form factor	Dock connection	2.4G	5G	Bluetooth	NFC	WPC	Description
Handheld	Wired (Pogo pin)	V	V	V	V		Handheld type with wired charging
Handheld	WLC (wireless)	V	V	V	V	V	Handheld type with wireless charging
Pistol (with handle)	Wired (Pogo pin)	V	V	V	V		Pistol type with wired charging
Pistol	WLC (wireless)	V	V	V	V	V	Pistol type with wireless charging

Note: The information from manufacturer.

1.2 Testing Applied Standards

According to the specifications of the manufacturer, the EUT must comply with the requirements of the following standards:

- ◆ 47 CFR FCC Part 15
- ◆ ANSI C63.10-2013

The following reference test guidance is not within the scope of accreditation of TAF:

- ◆ KDB 558074 D01 v05r02
- ◆ KDB 662911 D01 v02r01
- ◆ KDB 414788 D01 v01r01

1.3 Testing Location Information

Testing Location		
<input checked="" type="checkbox"/>	HWA YA	ADD : No. 52, Huaya 1st Rd., Guishan Dist., Taoyuan City, Taiwan (R.O.C.) TEL : 886-3-327-3456 FAX : 886-3-327-0973
Test site Designation No. TW1190 with FCC.		
<input type="checkbox"/>	JHUBEI	ADD : No.8, Ln. 724, Bo'ai St., Zhubei City, Hsinchu County, Taiwan (R.O.C.) TEL : 886-3-656-9065 FAX : 886-3-656-9085
Test site Designation No. TW0006 with FCC.		
<input type="checkbox"/>	Wen Shan	ADD : No.14-1, Ln. 19, Wen 33rd St., Guishan Dist., Taoyuan City 333, Taiwan (R.O.C.) TEL : 886-3-318-0787 FAX : 886-3-318-0287
Test site Designation No. TW1097 with FCC.		

Test Condition	Test Site No.	Test Engineer	Test Environment	Test Date
AC Conduction	CO04-HY	Edward	21.6~27°C / 50~61%	19/Jun/2020~09/Sep/2020
RF Conducted	TH01-HY	Barry	22.6~24.1°C / 53~60%	15/Jun/2020~18/Jun/2020
Radiated	03CH02-HY	Streak	21.2~23.8°C / 56~58%	15/Jun/2020~08/Sep/2020
Radiated (Co-location)	03CH03-HY	Streak	23.4~23.6°C / 53~58%	01/Aug/2020~26/Aug/2020

1.4 Measurement Uncertainty

ISO/IEC 17025 requires that an estimate of the measurement uncertainties associated with the emissions test results be included in the report. The measurement uncertainties given below are based on a 95% confidence level (based on a coverage factor (k=2))

Test Items	Uncertainty	Remark
Conducted Emission (150kHz ~ 30MHz)	0.9 dB	Confidence levels of 95%
Radiated Emission (9kHz ~ 30MHz)	2.4 dB	Confidence levels of 95%
Radiated Emission (30MHz ~ 1,000MHz)	3.7 dB	Confidence levels of 95%
Radiated Emission (1GHz ~ 18GHz)	3.6 dB	Confidence levels of 95%
Radiated Emission (18GHz ~ 40GHz)	3.5 dB	Confidence levels of 95%
Conducted Emission	1.0 dB	Confidence levels of 95%
Temperature	0.41 °C	Confidence levels of 95%
Humidity	3.4 %	Confidence levels of 95%



2 Test Configuration of EUT

2.1 Test Condition

RF Conducted	Abbreviation	Remark
TnomVnom	Tnom	20°C
-	Vnom	120V

2.2 Test Channel Mode




Test Software Version	QRCT4
-----------------------	-------

Mode	Power Setting
802.11b_Nss1,(1Mbps)_2TX	-
2412MHz	20.5
2437MHz	20.5
2462MHz	20.5
802.11g_Nss1,(6Mbps)_2TX	-
2412MHz	17
2417MHz	18.5
2437MHz	18.5
2457MHz	18.5
2462MHz	17.5
802.11n HT20_Nss1,(MCS0)_2TX	-
2412MHz	17.5
2417MHz	18.5
2437MHz	18.5
2457MHz	18.5
2462MHz	17
802.11n HT40_Nss1,(MCS0)_2TX	-
2422MHz	13
2427MHz	14.5
2437MHz	15
2447MHz	14.5
2452MHz	13.5

2.3 The Worst Case Measurement Configuration

The Worst Case Mode for Following Conformance Tests	
Tests Item	AC power-line conducted emissions
Condition	AC power-line conducted measurement for line and neutral
Operating Mode	CTX
1	Adapter mode (WLC Handheld)
2	Adapter mode (Wired Handheld)
3	Adapter mode (Wired Pistol)
4	USB mode (Wired Pistol)
5	Adapter mode (WLC Pistol)

The Worst Case Mode for Following Conformance Tests	
Tests Item	DTS Bandwidth Maximum Conducted Output Power Power Spectral Density Emissions in Non-restricted Frequency Bands
Test Condition	Conducted measurement at transmit chains

The Worst Case Mode for Following Conformance Tests			
Tests Item	Emissions in Restricted Frequency Bands		
Test Condition	Radiated measurement If EUT consist of multiple antenna assembly (multiple antenna are used in EUT regardless of spatial multiplexing MIMO configuration), the radiated test should be performed with highest antenna gain of each antenna type.		
Operating Mode < 1GHz	CTX		
1	Adapter mode (WLC Handheld)		
2	Adapter mode (Wired Handheld)		
3	Adapter mode (Wired Pistol)		
4	USB mode (Wired Pistol)		
5	Adapter mode (WLC Pistol)		
Operating Mode > 1GHz	CTX		
Orthogonal Planes of EUT	X Plane	Y Plane	Z Plane
			
Worst Planes of EUT			V



The Worst Case Mode for Following Conformance Tests	
Tests Item	Simultaneous Transmission Analysis
Test Condition	Radiated measurement
Operating Mode	CTX
1	Bluetooth+WLAN 2.4GHz
2	Bluetooth+WLAN 5GHz
Refer to Sporton Test Report No.: FA9N0606-03 for Co-location RF Exposure Evaluation and Appendix G for Radiated Emission Co-location.	

2.4 Accessories

Accessories				
AC Adapter	Brand Name	BI	Model Name	BI24-050300-I
	Power Rating	I/P: 100-240Vac, 0.8A, O/P: 5Vdc, 3A		
	Power Cord	1.5 meter, Shielded cable, with ferrite core		
Battery 1	Brand Name	Zhuhai Gushine Electronic Technology Co.Ltd.	Model Name	BY-07
	Power Rating	3.7Vdc, 3460mAh	Type	Li-ion
Battery 2	Brand Name	Zhuhai Gushine Electronic Technology Co.Ltd.	Model Name	BY-08
	Power Rating	3.635Vdc, 6080mAh	Type	Li-ion
USB Cable	Power Cord	1.5 meter, Shielded cable, w/o ferrite core		

Reminder: Regarding to more detail and other information, please refer to user manual.

2.5 Support Equipment

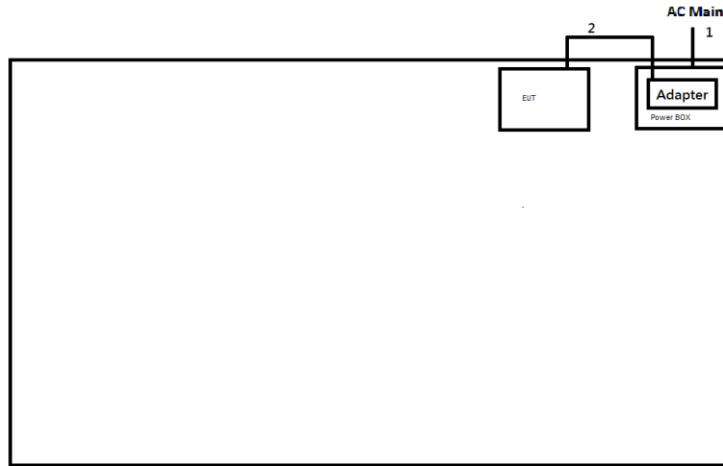
Support Equipment – AC Conduction					
No.	Equipment	Brand Name	Model Name	FCC ID	Remark
1	Notebook	Dell	PP13S	-	-
2	AC adapter for NB	Dell	AA90PM111	-	-

Support Equipment – Conducted					
No.	Equipment	Brand Name	Model Name	FCC ID	Remark
1	Notebook	DELL	E5410	-	-
2	Adapter for NB	DELL	HA65NM130	-	-

Support Equipment – Radiated					
No.	Equipment	Brand Name	Model Name	FCC ID	Remark
1	Notebook	Dell	PP13S	-	-
2	AC adapter for NB	Dell	AA90PM111	-	-

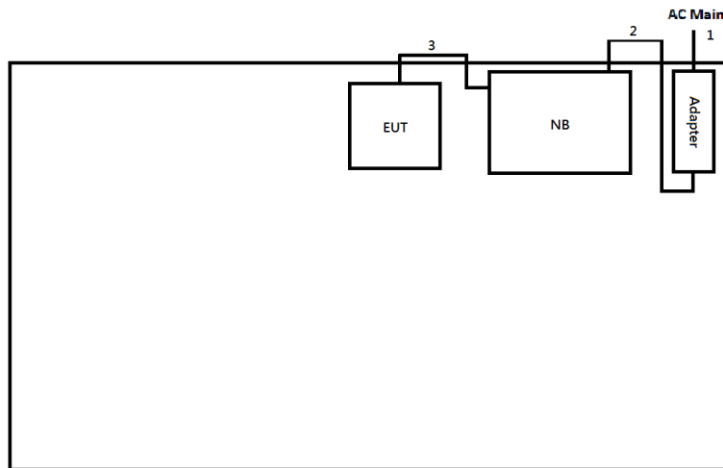
2.6 Test Setup Diagram

Test Setup Diagram – AC Line Conducted Emission Test (Adapter mode)



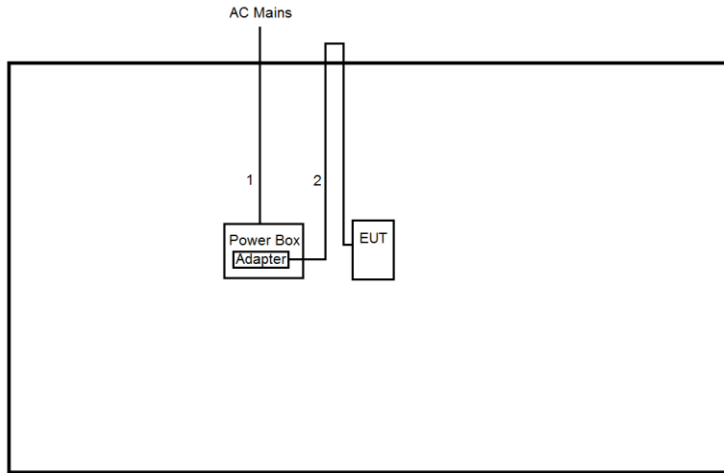
Item	Connection	Shielded	Length (m)
1	AC Power cable	No	1.8
2	DC Power cable	Yes	1.5

Test Setup Diagram – AC Line Conducted Emission Test (USB mode)



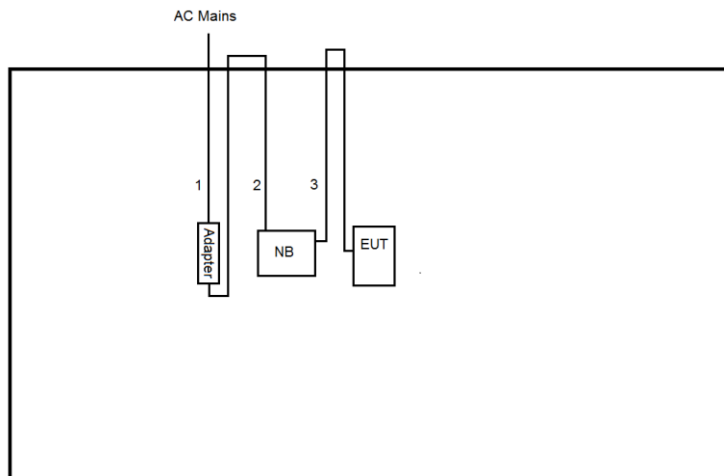
Item	Connection	Shielded	Length (m)
1	AC Power cable	No	1.8
2	DC Power cable	No	1.5
3	USB Cable	Yes	1.5

Test Setup Diagram - Radiated Test (Adapter mode)



Item	Connection	Shielded	Length (m)
1	AC Power cable	No	1.8
2	DC Power cable	Yes	1.5

Test Setup Diagram - Radiated Test (USB mode)



Item	Connection	Shielded	Length (m)
1	AC Power cable	No	1.8
2	DC Power cable	No	1.8
3	USB Cable	Yes	1.5



3 Transmitter Test Result

3.1 AC Power-line Conducted Emissions

3.1.1 AC Power-line Conducted Emissions Limit

AC Power-line Conducted Emissions Limit		
Frequency Emission (MHz)	Quasi-Peak	Average
0.15-0.5	66 - 56 *	56 - 46 *
0.5-5	56	46
5-30	60	50

Note 1: * Decreases with the logarithm of the frequency.

3.1.2 Measuring Instruments

Refer a test equipment and calibration data table in this test report.

3.1.3 Test Procedures

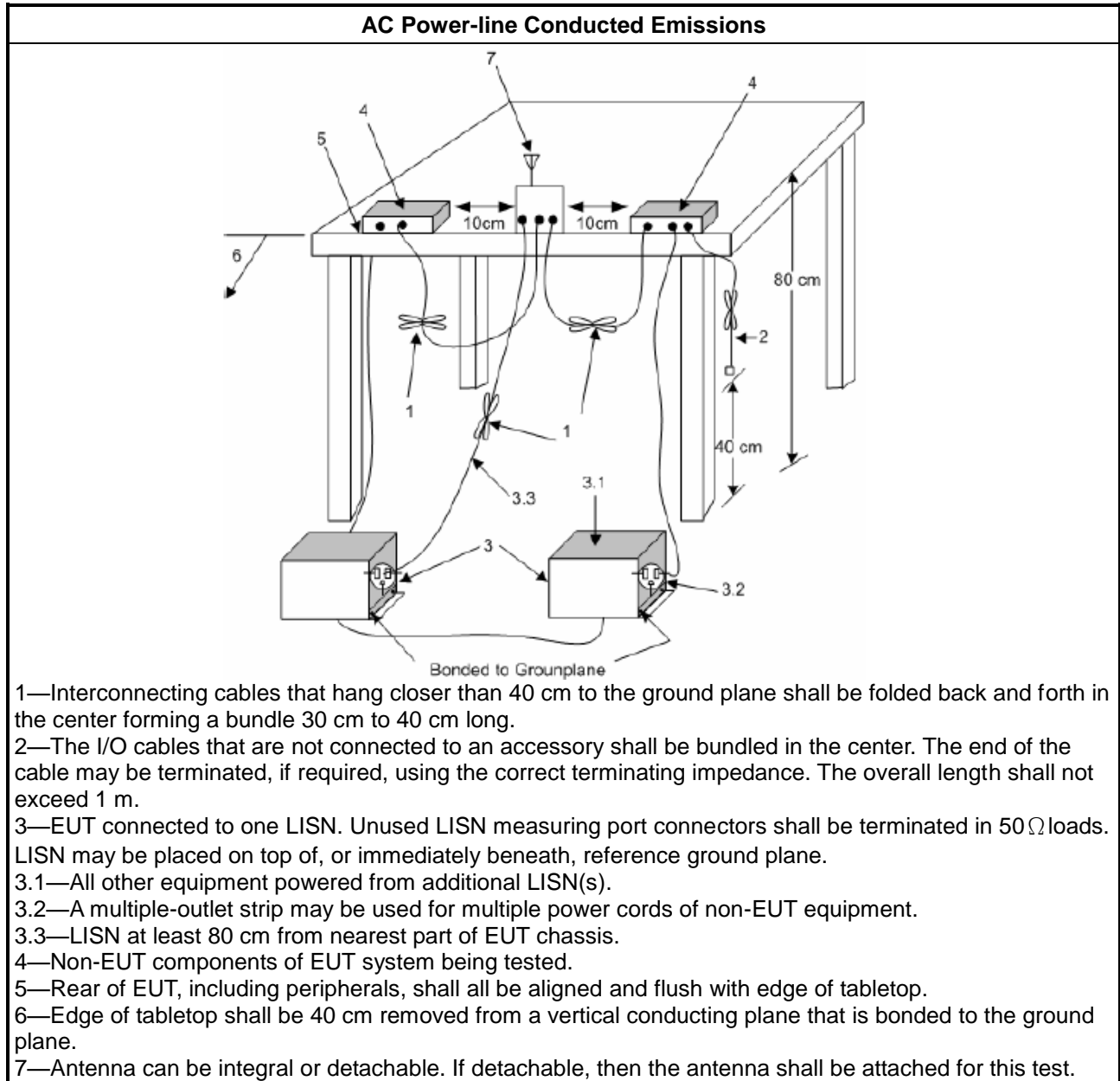
Test Method
<input checked="" type="checkbox"/> Refer as ANSI C63.10-2013, clause 6.2 for AC power-line conducted emissions.

3.1.4 Measurement Results Calculation

The measured Level is calculated using:

Corrected Reading: Raw(Read Level) + LISN(LISN Factor) + CL(Cable Loss) + AT(Attenuator).

3.1.5 Test Setup



3.1.6 Test Result of AC Power-line Conducted Emissions

Refer as Appendix A

3.2 DTS Bandwidth

3.2.1 6dB Bandwidth Limit

6dB Bandwidth Limit
Systems using digital modulation techniques:
<ul style="list-style-type: none"> ▪ 6 dB bandwidth \geq 500 kHz.

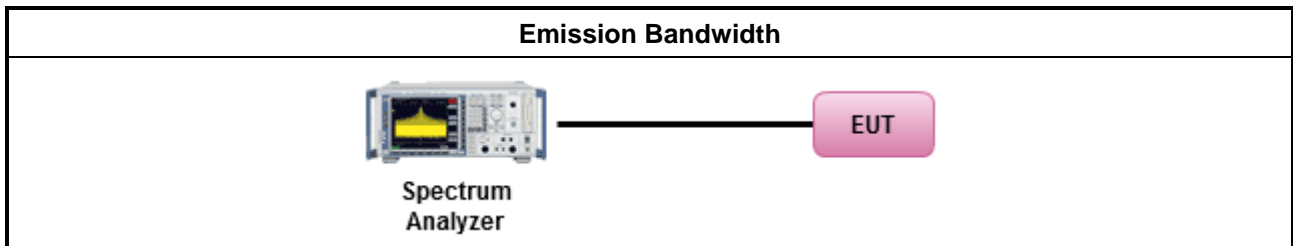
3.2.2 Measuring Instruments

Refer a test equipment and calibration data table in this test report.

3.2.3 Test Procedures

Test Method	
<ul style="list-style-type: none"> ▪ For the emission bandwidth shall be measured using one of the options below: 	
<input checked="" type="checkbox"/>	Refer as KDB 558074. clause 8.2 (11.8 of ANSI C63.10) DTS bandwidth measurement.
<input type="checkbox"/>	Refer as RSS-Gen, clause 6.7 for occupied bandwidth testing.
<input type="checkbox"/>	Refer as ANSI C63.10, clause 6.9.3 for occupied bandwidth testing.

3.2.4 Test Setup



3.2.5 Test Result of Emission Bandwidth

Refer as Appendix B

3.3 Maximum Conducted Output Power

3.3.1 Maximum Conducted Output Power Limit

Maximum Conducted Output Power Limit	
	<ul style="list-style-type: none"> ▪ If $G_{TX} \leq 6$ dBi, then $P_{Out} \leq 30$ dBm (1 W)
	<ul style="list-style-type: none"> ▪ Point-to-multipoint systems (P2M): If $G_{TX} > 6$ dBi, then $P_{Out} = 30 - (G_{TX} - 6)$ dBm
	<ul style="list-style-type: none"> ▪ Point-to-point systems (P2P): If $G_{TX} > 6$ dBi, then $P_{Out} = 30 - (G_{TX} - 6)/3$ dBm
	<ul style="list-style-type: none"> ▪ Smart antenna system (SAS):
	<ul style="list-style-type: none"> - Single beam: If $G_{TX} > 6$ dBi, then $P_{Out} = 30 - (G_{TX} - 6)/3$ dBm
	<ul style="list-style-type: none"> - Overlap beam: If $G_{TX} > 6$ dBi, then $P_{Out} = 30 - (G_{TX} - 6)/3$ dBm
	<ul style="list-style-type: none"> - Aggregate power on all beams: If $G_{TX} > 6$ dBi, then $P_{Out} = 30 - (G_{TX} - 6)/3 + 8$ dB dBm
e.i.r.p. Power Limit:	
	<ul style="list-style-type: none"> ▪ 2400-2483.5 MHz Band
	<ul style="list-style-type: none"> ▪ Point-to-multipoint systems (P2M): $P_{eirp} \leq 36$ dBm (4 W)
	<ul style="list-style-type: none"> ▪ Point-to-point systems (P2P): $P_{eirp} \leq \text{MAX}(36, [P_{Out} + G_{TX}])$ dBm
	<ul style="list-style-type: none"> ▪ Smart antenna system (SAS)
	<ul style="list-style-type: none"> - Single beam: $P_{eirp} \leq \text{MAX}(36, P_{Out} + G_{TX})$ dBm
	<ul style="list-style-type: none"> - Overlap beam: $P_{eirp} \leq \text{MAX}(36, P_{Out} + G_{TX})$ dBm
	<ul style="list-style-type: none"> - Aggregate power on all beams: $P_{eirp} \leq \text{MAX}(36, [P_{Out} + G_{TX} + 8])$ dBm
<p>P_{Out} = maximum peak conducted output power or maximum conducted output power in dBm, G_{TX} = the maximum transmitting antenna directional gain in dBi.</p>	

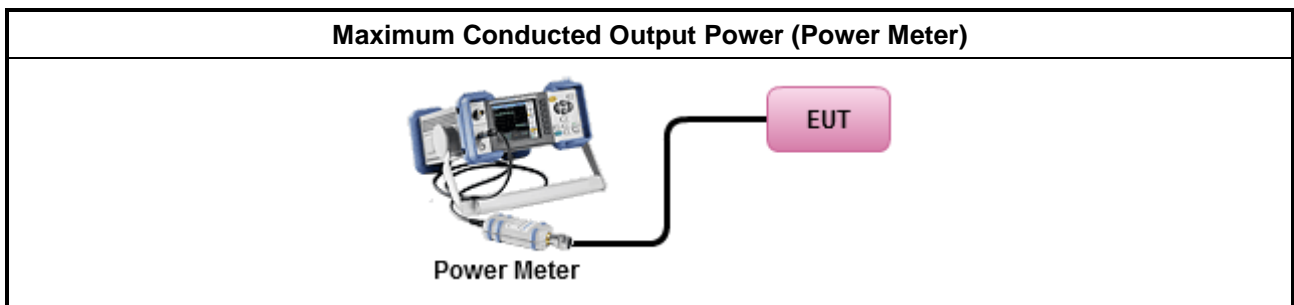
3.3.2 Measuring Instruments

Refer a test equipment and calibration data table in this test report.

3.3.3 Test Procedures

Test Method	
<ul style="list-style-type: none"> ▪ Maximum Peak Conducted Output Power 	
<input type="checkbox"/>	Refer as KDB 558074, clause 8.3.1.1 (11.9.1.1 of ANSI C63.10) RBW ≥ EBW method.
<input type="checkbox"/>	Refer as KDB 558074, clause 8.3.1.2 (11.9.1.2 of ANSI C63.10) integrated band power method.
<input type="checkbox"/>	Refer as KDB 558074, clause 8.3.1.3 (11.9.1.3 of ANSI C63.10) peak power meter.
<ul style="list-style-type: none"> ▪ Maximum Average Conducted Output Power 	
<input type="checkbox"/>	Refer as KDB 558074, clause 8.3.2.2 (11.9.2.2 of ANSI C63.10) using a spectrum analyzer.
<input checked="" type="checkbox"/>	Refer as KDB 558074, clause 8.3.2.3 (11.9.2.3 of ANSI C63.10) using a power meter.
<ul style="list-style-type: none"> ▪ For conducted measurement. 	
<ul style="list-style-type: none"> ▪ If the EUT supports multiple transmit chains using options given below: Refer as KDB 662911, In-band power measurements. Using the measure-and-sum approach, measured all transmit ports individually. Sum the power (in linear power units e.g., mW) of all ports for each individual sample and save them. 	
<ul style="list-style-type: none"> ▪ If multiple transmit chains, EIRP calculation could be following as methods: $P_{total} = P_1 + P_2 + \dots + P_n$ (calculated in linear unit [mW] and transfer to log unit [dBm]) $EIRP_{total} = P_{total} + DG$ 	

3.3.4 Test Setup



3.3.5 Test Result of Maximum Conducted Output Power

Refer as Appendix C

3.4 Power Spectral Density

3.4.1 Power Spectral Density Limit

Power Spectral Density Limit
<ul style="list-style-type: none"> Power Spectral Density (PSD) \leq 8 dBm/3kHz

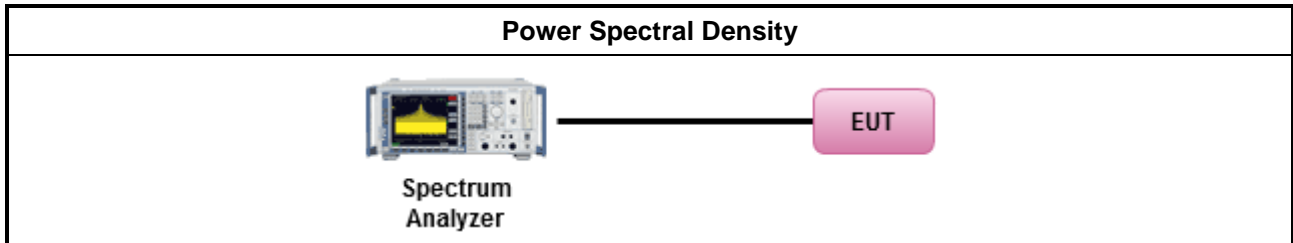
3.4.2 Measuring Instruments

Refer a test equipment and calibration data table in this test report.

3.4.3 Test Procedures

Test Method
<ul style="list-style-type: none"> Peak power spectral density procedures that the same method as used to determine the conducted output power. If maximum peak conducted output power was measured to demonstrate compliance to the output power limit, then the peak PSD procedure below (Method PKPSD) shall be used. If maximum conducted output power was measured to demonstrate compliance to the output power limit, then one of the average PSD procedures shall be used, as applicable based on the following criteria (the peak PSD procedure is also an acceptable option).
<input checked="" type="checkbox"/> Refer as KDB 558074, clause 8.4 (11.10 of ANSI C63.10) Max. PSD.
<ul style="list-style-type: none"> For conducted measurement. <ul style="list-style-type: none"> If The EUT supports multiple transmit chains using options given below: <ul style="list-style-type: none"> Measure and sum the spectra across the outputs. Refer as KDB 662911, In-band power spectral density (PSD). Sample all transmit ports simultaneously using a spectrum analyzer for each transmit port. Where the trace bin-by-bin of each transmit port summing can be performed. (i.e., in the first spectral bin of output 1 is summed with that in the first spectral bin of output 2 and that from the first spectral bin of output 3, and so on up to the NTX output to obtain the value for the first frequency bin of the summed spectrum.). Add up the amplitude (power) values for the different transmit chains and use this as the new data trace.

3.4.4 Test Setup



3.4.5 Test Result of Power Spectral Density

Refer as Appendix D

3.5 Emissions in Non-restricted Frequency Bands

3.5.1 Emissions in Non-restricted Frequency Bands Limit

Un-restricted Band Emissions Limit	
RF output power procedure	Limit (dB)
Peak output power procedure	20
Average output power procedure	30

Note 1: If the peak output power procedure is used to measure the fundamental emission power to demonstrate compliance to requirements, then the peak conducted output power measured within any 100 kHz outside the authorized frequency band shall be attenuated by at least 20 dB relative to the maximum measured in-band peak level.

Note 2: If the average output power procedure is used to measure the fundamental emission power to demonstrate compliance to requirements, then the power in any 100 kHz outside of the authorized frequency band shall be attenuated by at least 30 dB relative to the maximum measured in-band average level.

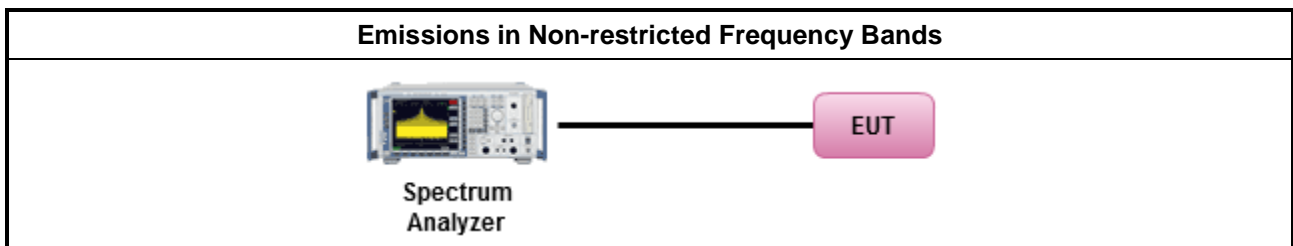
3.5.2 Measuring Instruments

Refer a test equipment and calibration data table in this test report.

3.5.3 Test Procedures

Test Method
<ul style="list-style-type: none"> Refer as KDB 558074, clause 8.5 (11.11 of ANSI C63.10) for non-restricted frequency bands.

3.5.4 Test Setup



3.5.5 Test Result of Emissions in Non-restricted Frequency Bands

Refer as Appendix E



3.6 Emissions in Restricted Frequency Bands

3.6.1 Emissions in Restricted Frequency Bands Limit

Restricted Band Emissions Limit			
Frequency Range (MHz)	Field Strength (uV/m)	Field Strength (dBuV/m)	Measure Distance (m)
0.009~0.490	2400/F(kHz)	48.5 - 13.8	300
0.490~1.705	24000/F(kHz)	33.8 - 23	30
1.705~30.0	30	29	30
30~88	100	40	3
88~216	150	43.5	3
216~960	200	46	3
Above 960	500	54	3

Note 1: Test distance for frequencies at or above 30 MHz, measurements may be performed at a distance other than the limit distance provided they are not performed in the near field and the emissions to be measured can be detected by the measurement equipment. When performing measurements at a distance other than that specified, the results shall be extrapolated to the specified distance using an extrapolation factor of 20 dB/decade (inverse of linear distance for field-strength measurements, inverse of linear distance-squared for power-density measurements).

Note 2: Test distance for frequencies at below 30 MHz, measurements may be performed at a distance closer than the EUT limit distance; however, an attempt should be made to avoid making measurements in the near field. When performing measurements below 30 MHz at a closer distance than the limit distance, the results shall be extrapolated to the specified distance by either making measurements at a minimum of two or more distances on at least one radial to determine the proper extrapolation factor or by using the square of an inverse linear distance extrapolation factor (40 dB/decade). The test report shall specify the extrapolation method used to determine compliance of the EUT.

Note 3: Using the distance of 1m during the test for above 18 GHz, and the test value to correct for the distance factor at 3m.

3.6.2 Measuring Instruments

Refer a test equipment and calibration data table in this test report.



3.6.3 Test Procedures

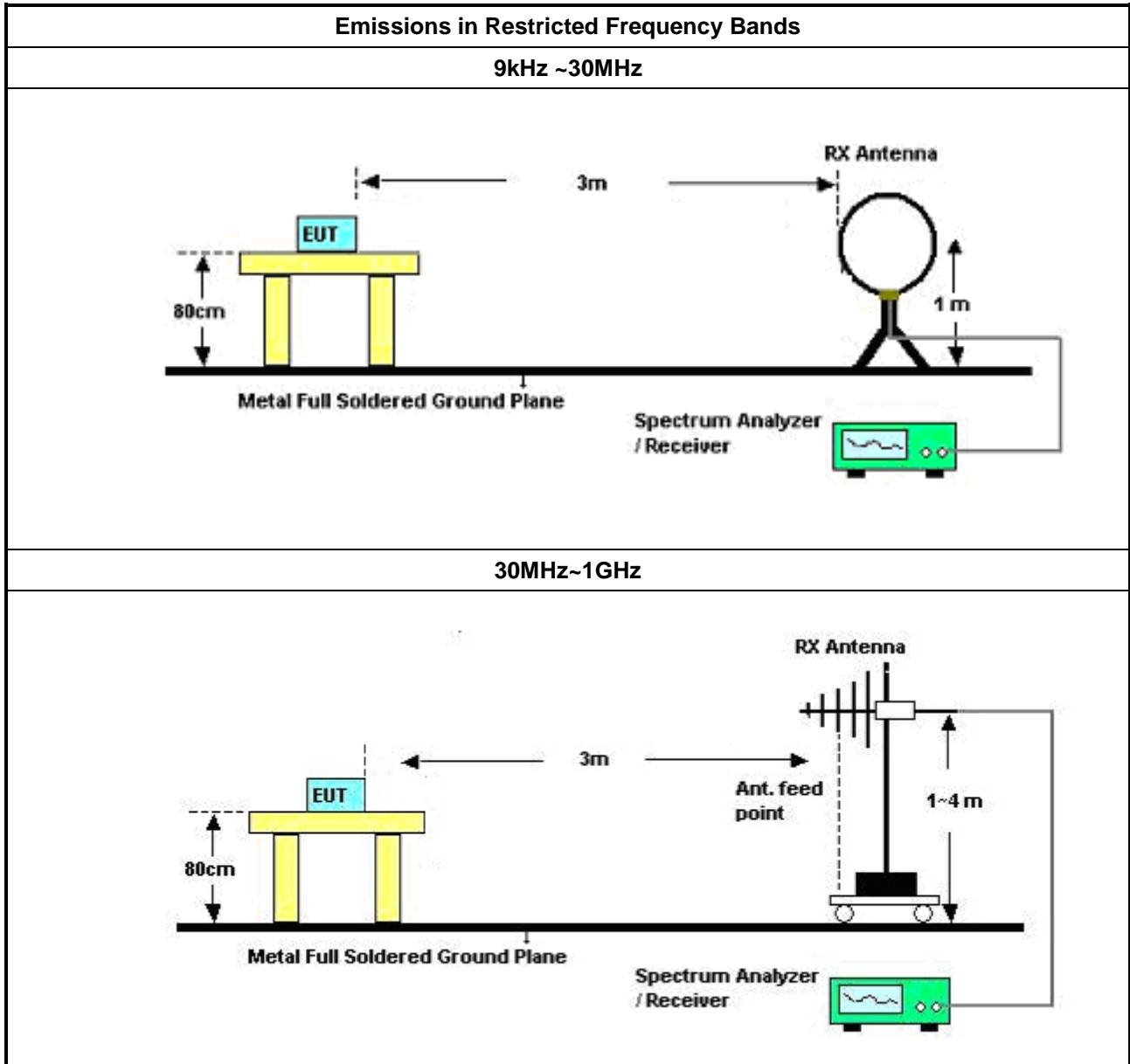
Test Method	
	<ul style="list-style-type: none"> The average emission levels shall be measured in [duty cycle ≥ 98 or duty factor].
	<ul style="list-style-type: none"> Refer as ANSI C63.10, clause 6.10.3 band-edge testing shall be performed at the lowest frequency channel and highest frequency channel within the allowed operating band.
	<ul style="list-style-type: none"> For the transmitter unwanted emissions shall be measured using following options below:
	<ul style="list-style-type: none"> Refer as KDB 558074, clause 8.6 (11.12 of ANSI C63.10) for restricted frequency bands.
	<ul style="list-style-type: none"> For the transmitter band-edge emissions shall be measured using following options below:
	<ul style="list-style-type: none"> Refer as KDB 558074 clause 8.7.1, When the performing peak or average radiated measurements, emissions within 2 MHz of the authorized band edge may be measured using the marker-delta method described below.
	<ul style="list-style-type: none"> Refer as KDB 558074, clause 8.7.2 (6.10.6 of ANSI C63.10) for marker-delta method for band-edge measurements.
	<ul style="list-style-type: none"> Refer as KDB 558074, clause 8.7.3 for narrower resolution bandwidth (100kHz) using the band power and summing the spectral levels.
	<ul style="list-style-type: none"> Use the following spectrum analyzer settings:
	<ul style="list-style-type: none"> Set RBW=100 kHz for f < 1 GHz; VBW=3 * RBW; Sweep = auto; Detector function = peak; Trace = max hold.
	<ul style="list-style-type: none"> Set RBW = 1 MHz, VBW= 3MHz for f ≥ 1 GHz for peak measurement. For average measurement, refer as 1.1.4.
	<ul style="list-style-type: none"> KDB 414788 Open-Field Test Sites and Chamber Correlation Justification.
	<ul style="list-style-type: none"> Based on FCC 15.31 (f) (2): measurements may be performed at a distance closer than that specified in regulations; however, an attempt should be made to avoid making measurements in the near field.
	<ul style="list-style-type: none"> Open-field site and chamber correlation testing had been performed and chamber measured test result is the worst case test result.

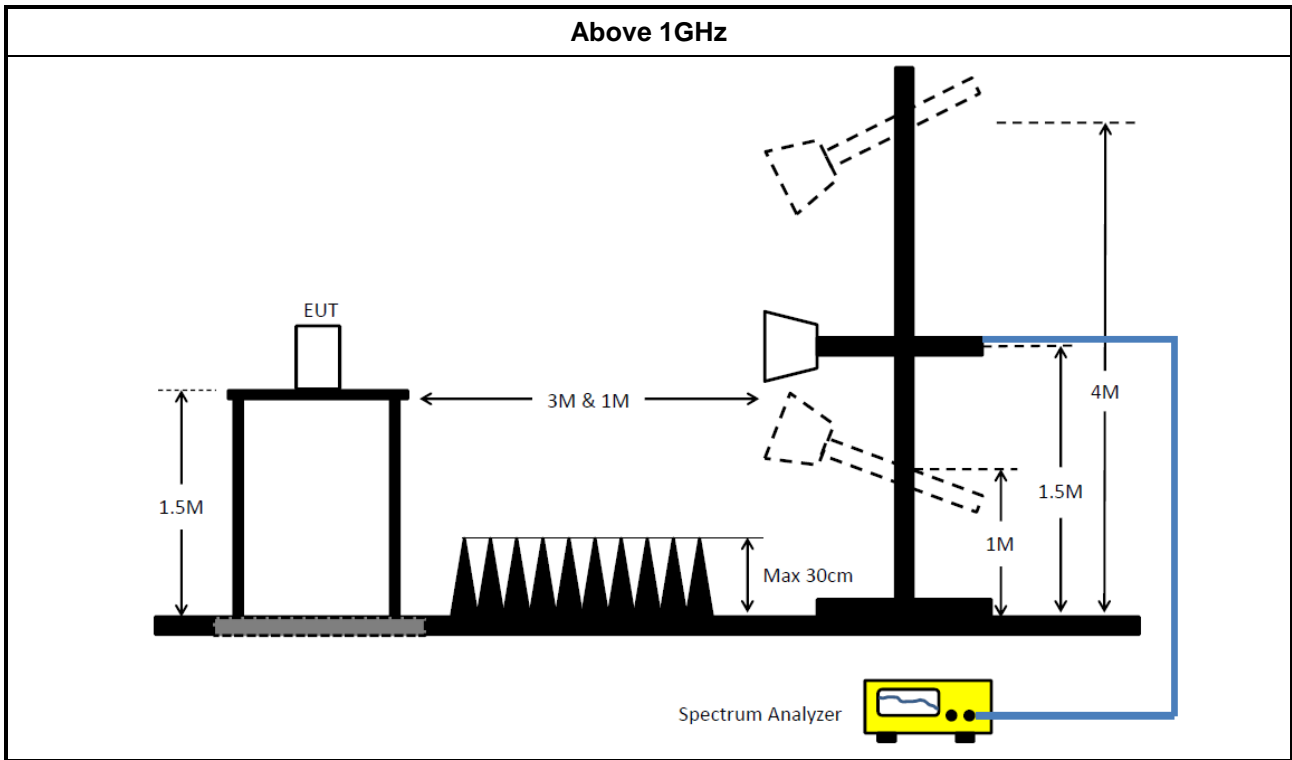
3.6.4 Measurement Results Calculation

The measured Level is calculated using:

Corrected Reading: Raw(Read Level) + AF(Antenna Factor) + CL(Cable Loss) - PA(Preamplifier Factor)

3.6.5 Test Setup





3.6.6 Test Result of Emissions in Restricted Frequency Bands (Below 30MHz)

The amplitude of spurious emissions which are attenuated by more than 20dB below the permissible value has no need to be reported.

3.6.7 Test Result of Emissions in Restricted Frequency Bands

Refer as Appendix F



4 Test Equipment and Calibration Data

Instrument for AC Conduction

Instrument	Manufacturer	Model No.	Serial No.	Spec.	Calibration Date	Calibration Due Date
EMI Test Receiver	R&S	ESR3	102051	9kHz ~ 3.6GHz	29/May/2020	28/May/2021
LISN	R&S	ENV216	101295	9kHz ~ 30MHz	05/Nov/2019	04/Nov/2020
RF Cable-CON	MTJ	RG142	CB002-CO	9kHz ~ 200MHz	31/Aug/2020	30/Aug/2021
Impuls Begrenzer Pulse Limiter	SCHWARZBECK	VTSD 9561-F	9561-F041	9kHz ~ 30MHz	24/Sep/2019	23/Sep/2020

Instrument for Conducted Test

Instrument	Manufacturer	Model No.	Serial No.	Spec.	Calibration Date	Calibration Due Date
Spectrum Analyzer	R&S	FSV 40	101013	10Hz~40GHz	19/Mar/2020	18/Mar/2021
SMB100A Signal Generator	R&S	SMB100A03	181147	100kHz~40GHz	12/Nov/2018	11/Nov/2020
Power Sensor	Anritsu	MA2411B	0917017	300MHz ~ 40GHz	17/Feb/2020	16/Feb/2021
Power Meter	Anritsu	ML2495A	0949003	300MHz ~ 40GHz	17/Feb/2020	16/Feb/2021

Instrument for Radiated Test

Instrument	Manufacturer	Model No.	Serial No.	Spec.	Calibration Date	Calibration Due Date
3m Semi Anechoic Chamber	SIDT FRANKONIA	SAC-3M	03CH02-HY	30MHz~1GHz 3m	29/Aug/2019	28/Aug/2020
3m Semi Anechoic Chamber	SIDT FRANKONIA	SAC-3M	03CH02-HY	1GHz~18GHz 3m	29/Aug/2019	28/Aug/2020
Signal Analyzer	R&S	FSP40	100593	9kHz~40GHz	27/Feb/2020	26/Feb/2021
Amplifier	Agilent	8447D	2944A11149	100kHz~1.3GHz	30/Jun/2020	29/Jun/2021
Microwave Preamplifier	Agilent	8449B	3008A02373	1GHz~18GHz	16/Oct/2019	15/Oct/2020
Bilog Antenna & 5dB Attenuator	SCHAFFNER / MTJ	CBL 6112B / MTJ6102-05	2723 / 2	30MHz~1GHz	28/Feb/2020	27/Feb/2021
Double Ridged Guide Horn Antenna	SCHWARZBEC	BBHA 9120 D	BBHA 9120 D 01543	1GHz~18GHz	09/Jun/2020	08/Jun/2021
RF Cable-R03m	Jye Bao	RG142	CB017	9kHz~30MHz	20/Jun/2020	19/Jun/2021
RF Cable-R03m	Jye Bao	RG142	CB017	9kHz~1GHz	25/Mar/2020	24/Mar/2021
RF Cable-R03m	HUBER+SUHNER	SUCOFLEX104	805193/4+80 5192/4	1GHz~40GHz	08/Apr/2020	07/Apr/2021
Broadband Horn Antenna	SCHWARZBECK	BBHA 9170	BBHA 9170221	18GHz~40GHz	13/Mar/2020	12/Mar/2021
Preamplifier	MITEQ	TTA1840-35-HG	1864481	18GHz~40GHz	10/Mar/2020	09/Mar/2021
Loop Antenna	TESEQ	HLA 6120	31244	9kHz~30MHz	16/Mar/2020	15/Mar/2021
EMI Test Receiver	R&S	ESR3	102051	9kHz~3.6GHz	29/May/2020	28/May/2021

**Instrument for Radiated Test (Co-location)**

Instrument	Manufacturer	Model No.	Serial No.	Spec.	Calibration Date	Calibration Due Date
3m Semi Anechoic Chamber	SIDT FRANKONIA	SAC-3M	03CH03-HY	1GHz~18GHz 3m	04/Aug/2020	03/Aug/2021
Signal Analyzer	R&S	FSP 30	100793	10Hz~30GHz	15/Feb/2020	14/Feb/2021
Microwave System Preamplifier	KEYSIGHT	83017A	MY53270196	1GHz~26.5GHz	09/Sep/2019	08/Sep/2020
Double Ridged Guide Horn Antenna	SCHWARZBECK	BBHA 9120 D	BBHA 9120 D 1531	1GHz~18GHz	26/Mar/2020	25/Mar/2021
RF CABLE 5+6m	HUBER+SUHNER	SUOFLEX 104	SN 805801/4+SN 804300/4	1GHz~40GHz	18/Mar/2020	17/Mar/2021
Broadband Horn Antenna	SCHWARZBECK	BBHA 9170	BBHA 9170221	18GHz~40GHz	13/Mar/2020	12/Mar/2021
Preamplifier	MITEQ	TTA1840-35-HG	1864481	18GHz~40GHz	10/Mar/2020	09/Mar/2021



Summary

Mode	Result	Type	Freq (Hz)	Level (dBuV)	Limit (dBuV)	Margin (dB)	Condition
Mode 1	Pass	QP	172.493k	46.19	64.83	-18.64	Neutral
Mode 2	Pass	AV	446.062k	28.48	46.96	-18.48	Line
Mode 3	Pass	QP	187.577k	44.64	64.15	-19.51	Neutral
Mode 4	Pass	QP	166.406k	51.11	65.14	-14.03	Line
Mode 5	Pass	AV	458.702k	26.50	46.71	-20.21	Neutral



Mode Configure

Mode	Result	Type	Freq (Hz)	Level (dBuV)	Limit (dBuV)	Margin (dB)	Condition	Comments
Mode 1	Pass	QP	153.024k	45.46	65.83	-20.37	Line	-
Mode 1	Pass	AV	153.024k	33.17	55.83	-22.66	Line	-
Mode 1	Pass	QP	226.289k	37.31	62.58	-25.27	Line	-
Mode 1	Pass	AV	226.289k	25.94	52.58	-26.64	Line	-
Mode 1	Pass	QP	430.32k	32.10	57.24	-25.14	Line	-
Mode 1	Pass	AV	430.32k	27.18	47.24	-20.06	Line	"Worst"
Mode 1	Pass	QP	3.627M	22.78	56.00	-33.22	Line	-
Mode 1	Pass	AV	3.627M	18.85	46.00	-27.15	Line	-
Mode 1	Pass	QP	6.926M	29.23	60.00	-30.77	Line	-
Mode 1	Pass	AV	6.926M	24.38	50.00	-25.62	Line	-
Mode 1	Pass	QP	10.49M	30.10	60.00	-29.90	Line	-
Mode 1	Pass	AV	10.49M	25.17	50.00	-24.83	Line	-
Mode 1	Pass	QP	172.493k	46.19	64.83	-18.64	Neutral	"Worst"
Mode 1	Pass	AV	172.493k	31.85	54.83	-22.98	Neutral	-
Mode 1	Pass	QP	239.296k	37.07	62.12	-25.05	Neutral	-
Mode 1	Pass	AV	239.296k	24.98	52.12	-27.14	Neutral	-
Mode 1	Pass	QP	371.231k	26.55	58.47	-31.92	Neutral	-
Mode 1	Pass	AV	371.231k	17.08	48.47	-31.39	Neutral	-
Mode 1	Pass	QP	2.211M	31.75	56.00	-24.25	Neutral	-
Mode 1	Pass	AV	2.211M	22.65	46.00	-23.35	Neutral	-
Mode 1	Pass	QP	6.843M	28.90	60.00	-31.10	Neutral	-
Mode 1	Pass	AV	6.843M	24.09	50.00	-25.91	Neutral	-
Mode 1	Pass	QP	10.574M	28.20	60.00	-31.80	Neutral	-
Mode 1	Pass	AV	10.574M	23.36	50.00	-26.64	Neutral	-
Mode 2	Pass	QP	158.622k	46.48	65.54	-19.06	Line	-
Mode 2	Pass	AV	158.622k	33.76	55.54	-21.78	Line	-
Mode 2	Pass	QP	316.443k	30.48	59.80	-29.32	Line	-
Mode 2	Pass	AV	316.443k	23.98	49.80	-25.82	Line	-
Mode 2	Pass	QP	446.062k	32.58	56.96	-24.38	Line	-
Mode 2	Pass	AV	446.062k	28.48	46.96	-18.48	Line	"Worst"
Mode 2	Pass	QP	3.79M	21.24	56.00	-34.76	Line	-
Mode 2	Pass	AV	3.79M	17.73	46.00	-28.27	Line	-
Mode 2	Pass	QP	6.762M	28.32	60.00	-31.68	Line	-
Mode 2	Pass	AV	6.762M	24.00	50.00	-26.00	Line	-
Mode 2	Pass	QP	11.137M	29.46	60.00	-30.54	Line	-
Mode 2	Pass	AV	11.137M	24.64	50.00	-25.36	Line	-
Mode 2	Pass	QP	167.071k	44.20	65.10	-20.90	Neutral	"Worst"
Mode 2	Pass	AV	167.071k	30.84	55.10	-24.26	Neutral	-
Mode 2	Pass	QP	216.567k	36.87	62.94	-26.07	Neutral	-
Mode 2	Pass	AV	216.567k	24.06	52.94	-28.88	Neutral	-
Mode 2	Pass	QP	510.906k	18.29	56.00	-37.71	Neutral	-
Mode 2	Pass	AV	510.906k	14.01	46.00	-31.99	Neutral	-
Mode 2	Pass	QP	2.15M	26.05	56.00	-29.95	Neutral	-
Mode 2	Pass	AV	2.15M	20.49	46.00	-25.51	Neutral	-
Mode 2	Pass	QP	6.445M	25.68	60.00	-34.32	Neutral	-
Mode 2	Pass	AV	6.445M	21.65	50.00	-28.35	Neutral	-
Mode 2	Pass	QP	9.801M	26.00	60.00	-34.00	Neutral	-
Mode 2	Pass	AV	9.801M	21.84	50.00	-28.16	Neutral	-
Mode 3	Pass	QP	163.769k	44.57	65.27	-20.70	Line	-
Mode 3	Pass	AV	163.769k	31.65	55.27	-23.62	Line	-



Conducted Emissions at Powerline

Appendix A

Mode	Result	Type	Freq (Hz)	Level (dBuV)	Limit (dBuV)	Margin (dB)	Condition	Comments
Mode 3	Pass	QP	294.502k	35.13	60.40	-25.27	Line	-
Mode 3	Pass	AV	294.502k	26.88	50.40	-23.52	Line	-
Mode 3	Pass	QP	453.242k	30.79	56.82	-26.03	Line	-
Mode 3	Pass	AV	453.242k	26.21	46.82	-20.61	Line	"Worst"
Mode 3	Pass	QP	3.627M	23.15	56.00	-32.85	Line	-
Mode 3	Pass	AV	3.627M	18.98	46.00	-27.02	Line	-
Mode 3	Pass	QP	6.898M	31.12	60.00	-28.88	Line	-
Mode 3	Pass	AV	6.898M	26.35	50.00	-23.65	Line	-
Mode 3	Pass	QP	10.365M	31.06	60.00	-28.94	Line	-
Mode 3	Pass	AV	10.365M	26.02	50.00	-23.98	Line	-
Mode 3	Pass	QP	187.577k	44.64	64.15	-19.51	Neutral	"Worst"
Mode 3	Pass	AV	187.577k	30.87	54.15	-23.28	Neutral	-
Mode 3	Pass	QP	247.062k	37.59	61.85	-24.26	Neutral	-
Mode 3	Pass	AV	247.062k	25.96	51.85	-25.89	Neutral	-
Mode 3	Pass	QP	301.641k	32.70	60.21	-27.51	Neutral	-
Mode 3	Pass	AV	301.641k	22.21	50.21	-28.00	Neutral	-
Mode 3	Pass	QP	2.274M	25.58	56.00	-30.42	Neutral	-
Mode 3	Pass	AV	2.274M	19.74	46.00	-26.26	Neutral	-
Mode 3	Pass	QP	6.762M	30.58	60.00	-29.42	Neutral	-
Mode 3	Pass	AV	6.762M	26.01	50.00	-23.99	Neutral	-
Mode 3	Pass	QP	10.282M	29.68	60.00	-30.32	Neutral	-
Mode 3	Pass	AV	10.282M	24.88	50.00	-25.12	Neutral	-
Mode 4	Pass	QP	4.255	30.48	152.94	-122.46	Line	-
Mode 4	Pass	AV	4.255	25.43	142.94	-117.51	Line	-
Mode 4	Pass	QP	166.406k	51.11	65.14	-14.03	Line	"Worst"
Mode 4	Pass	AV	166.406k	33.62	55.14	-21.52	Line	-
Mode 4	Pass	QP	243.148k	40.77	61.98	-21.21	Line	-
Mode 4	Pass	AV	243.148k	28.83	51.98	-23.15	Line	-
Mode 4	Pass	QP	672.926k	21.98	56.00	-34.02	Line	-
Mode 4	Pass	AV	672.926k	16.47	46.00	-29.53	Line	-
Mode 4	Pass	QP	2.502M	26.47	56.00	-29.53	Line	-
Mode 4	Pass	AV	2.502M	21.25	46.00	-24.75	Line	-
Mode 4	Pass	QP	14.61M	29.35	60.00	-30.65	Line	-
Mode 4	Pass	AV	14.61M	19.89	50.00	-30.11	Line	-
Mode 4	Pass	QP	181.681k	48.62	64.41	-15.79	Neutral	"Worst"
Mode 4	Pass	AV	181.681k	29.17	54.41	-25.24	Neutral	-
Mode 4	Pass	QP	221.817k	42.80	62.75	-19.95	Neutral	-
Mode 4	Pass	AV	221.817k	29.83	52.75	-22.92	Neutral	-
Mode 4	Pass	QP	395.716k	26.53	57.95	-31.42	Neutral	-
Mode 4	Pass	AV	395.716k	16.15	47.95	-31.80	Neutral	-
Mode 4	Pass	QP	2.15M	29.95	56.00	-26.05	Neutral	-
Mode 4	Pass	AV	2.15M	23.92	46.00	-22.08	Neutral	-
Mode 4	Pass	QP	6.497M	26.71	60.00	-33.29	Neutral	-
Mode 4	Pass	AV	6.497M	22.17	50.00	-27.83	Neutral	-
Mode 4	Pass	QP	15.266M	32.06	60.00	-27.94	Neutral	-
Mode 4	Pass	AV	15.266M	24.60	50.00	-25.40	Neutral	-
Mode 5	Pass	QP	213.989k	29.12	63.06	-33.94	Line	-
Mode 5	Pass	AV	213.989k	23.22	53.06	-29.84	Line	-
Mode 5	Pass	QP	453.242k	30.66	56.82	-26.16	Line	-
Mode 5	Pass	AV	453.242k	21.23	46.82	-25.59	Line	-



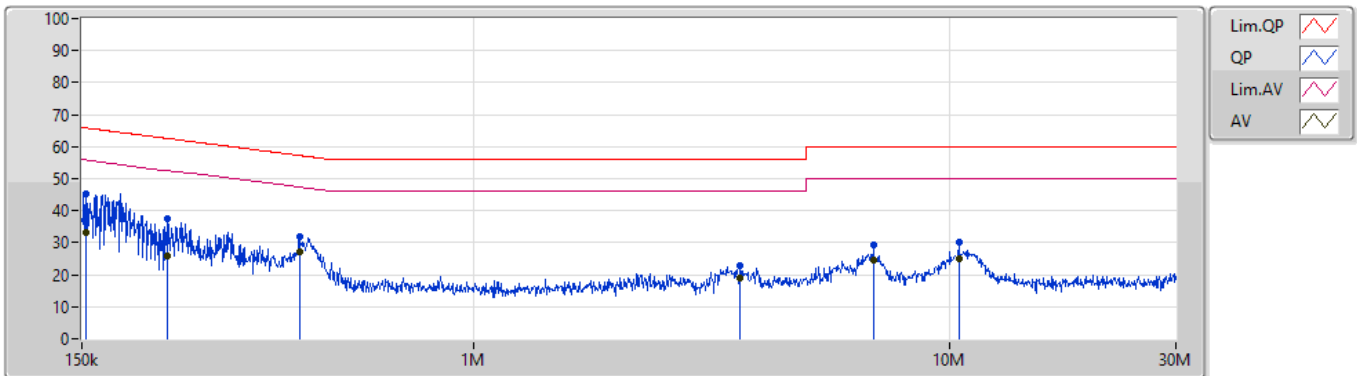
Conducted Emissions at Powerline

Appendix A

Mode	Result	Type	Freq (Hz)	Level (dBuV)	Limit (dBuV)	Margin (dB)	Condition	Comments
Mode 5	Pass	QP	714.452k	17.30	56.00	-38.70	Line	-
Mode 5	Pass	AV	714.452k	13.50	46.00	-32.50	Line	-
Mode 5	Pass	QP	2.058M	19.69	56.00	-36.31	Line	-
Mode 5	Pass	AV	2.058M	15.63	46.00	-30.37	Line	-
Mode 5	Pass	QP	3.715M	25.84	56.00	-30.16	Line	-
Mode 5	Pass	AV	3.715M	20.92	46.00	-25.08	Line	"Worst"
Mode 5	Pass	QP	11.872M	22.34	60.00	-37.66	Line	-
Mode 5	Pass	AV	11.872M	16.81	50.00	-33.19	Line	-
Mode 5	Pass	QP	153.024k	34.10	65.83	-31.73	Neutral	-
Mode 5	Pass	AV	153.024k	23.69	55.83	-32.14	Neutral	-
Mode 5	Pass	QP	458.702k	35.55	56.71	-21.16	Neutral	-
Mode 5	Pass	AV	458.702k	26.50	46.71	-20.21	Neutral	"Worst"
Mode 5	Pass	QP	644.016k	18.94	56.00	-37.06	Neutral	-
Mode 5	Pass	AV	644.016k	14.51	46.00	-31.49	Neutral	-
Mode 5	Pass	QP	2.229M	22.26	56.00	-33.74	Neutral	-
Mode 5	Pass	AV	2.229M	16.91	46.00	-29.09	Neutral	-
Mode 5	Pass	QP	3.715M	24.61	56.00	-31.39	Neutral	-
Mode 5	Pass	AV	3.715M	20.01	46.00	-25.99	Neutral	-
Mode 5	Pass	QP	11.872M	25.01	60.00	-34.99	Neutral	-
Mode 5	Pass	AV	11.872M	18.03	50.00	-31.97	Neutral	-

Conducted Emissions at Powerline_Mode 1

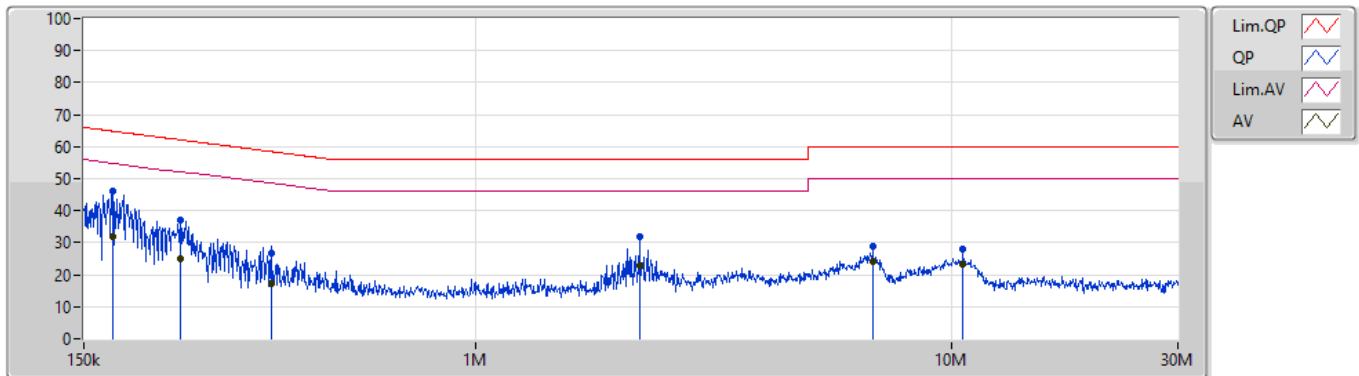
19/06/2020



Type	Freq (Hz)	Level (dBuV)	Limit (dBuV)	Margin (dB)	Factor (dB)	Condition	Comment	Raw (dBuV)	LISN (dB)	CL (dB)
QP	153.024k	45.46	65.83	-20.37	19.64	Line	-	25.82	9.66	0.11
AV	153.024k	33.17	55.83	-22.66	19.64	Line	-	13.53	9.66	0.11
QP	226.289k	37.31	62.58	-25.27	19.64	Line	-	17.67	9.65	0.12
AV	226.289k	25.94	52.58	-26.64	19.64	Line	-	6.30	9.65	0.12
QP	430.32k	32.10	57.24	-25.14	19.64	Line	-	12.46	9.64	0.13
AV	430.32k	27.18	47.24	-20.06	19.64	Line	"Worst"	7.54	9.64	0.13
QP	3.627M	22.78	56.00	-33.22	19.72	Line	-	3.06	9.66	0.18
AV	3.627M	18.85	46.00	-27.15	19.72	Line	-	-0.87	9.66	0.18
QP	6.926M	29.23	60.00	-30.77	19.79	Line	-	9.44	9.68	0.23
AV	6.926M	24.38	50.00	-25.62	19.79	Line	-	4.59	9.68	0.23
QP	10.49M	30.10	60.00	-29.90	19.84	Line	-	10.26	9.69	0.27
AV	10.49M	25.17	50.00	-24.83	19.84	Line	-	5.33	9.69	0.27

Conducted Emissions at Powerline_Mode 1

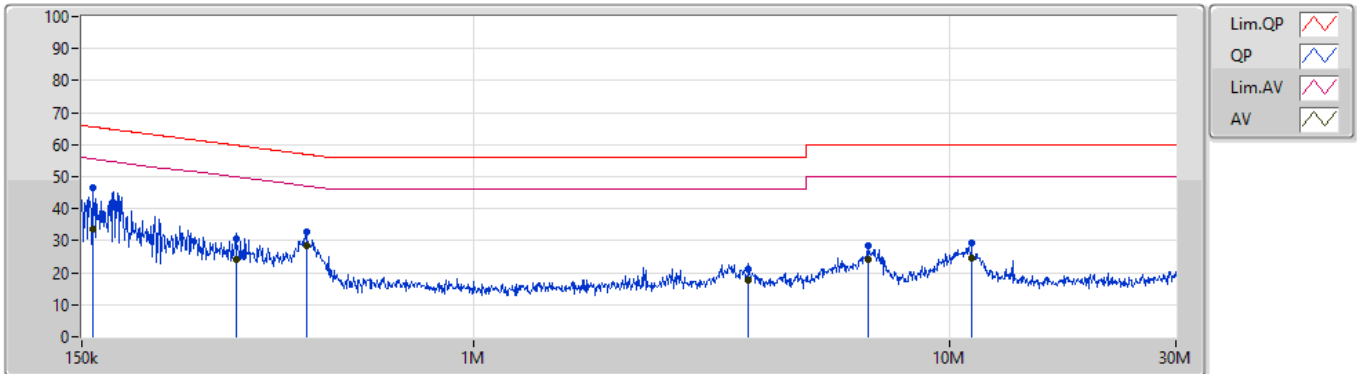
19/06/2020



Type	Freq (Hz)	Level (dBuV)	Limit (dBuV)	Margin (dB)	Factor (dB)	Condition	Comment	Raw (dBuV)	LISN (dB)	CL (dB)
QP	172.493k	46.19	64.83	-18.64	19.63	Neutral	"Worst"	26.56	9.65	0.11
AV	172.493k	31.85	54.83	-22.98	19.63	Neutral	-	12.22	9.65	0.11
QP	239.296k	37.07	62.12	-25.05	19.63	Neutral	-	17.44	9.64	0.12
AV	239.296k	24.98	52.12	-27.14	19.63	Neutral	-	5.35	9.64	0.12
QP	371.231k	26.55	58.47	-31.92	19.62	Neutral	-	6.93	9.63	0.12
AV	371.231k	17.08	48.47	-31.39	19.62	Neutral	-	-2.54	9.63	0.12
QP	2.211M	31.75	56.00	-24.25	19.67	Neutral	-	12.08	9.65	0.15
AV	2.211M	22.65	46.00	-23.35	19.67	Neutral	-	2.98	9.65	0.15
QP	6.843M	28.90	60.00	-31.10	19.79	Neutral	-	9.11	9.68	0.23
AV	6.843M	24.09	50.00	-25.91	19.79	Neutral	-	4.30	9.68	0.23
QP	10.574M	28.20	60.00	-31.80	19.86	Neutral	-	8.34	9.70	0.28
AV	10.574M	23.36	50.00	-26.64	19.86	Neutral	-	3.50	9.70	0.28

Conducted Emissions at Powerline_Mode 2

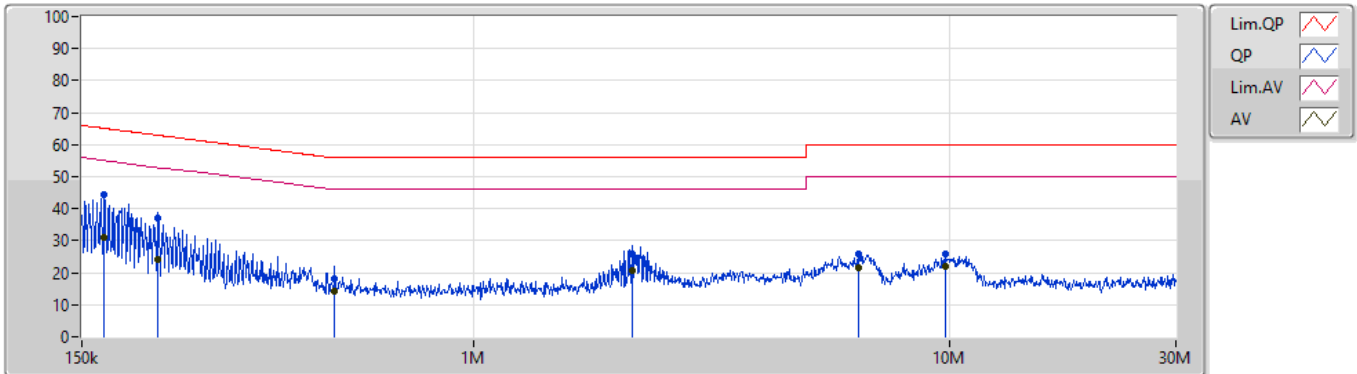
19/06/2020



Type	Freq (Hz)	Level (dBuV)	Limit (dBuV)	Margin (dB)	Factor (dB)	Condition	Comment	Raw (dBuV)	LISN (dB)	CL (dB)
QP	158.622k	46.48	65.54	-19.06	19.64	Line	-	26.84	9.66	0.11
AV	158.622k	33.76	55.54	-21.78	19.64	Line	-	14.12	9.66	0.11
QP	316.443k	30.48	59.80	-29.32	19.63	Line	-	10.85	9.64	0.12
AV	316.443k	23.98	49.80	-25.82	19.63	Line	-	4.35	9.64	0.12
QP	446.062k	32.58	56.96	-24.38	19.64	Line	-	12.94	9.64	0.13
AV	446.062k	28.48	46.96	-18.48	19.64	Line	"Worst"	8.84	9.64	0.13
QP	3.79M	21.24	56.00	-34.76	19.72	Line	-	1.52	9.66	0.18
AV	3.79M	17.73	46.00	-28.27	19.72	Line	-	-1.99	9.66	0.18
QP	6.762M	28.32	60.00	-31.68	19.79	Line	-	8.53	9.68	0.23
AV	6.762M	24.00	50.00	-26.00	19.79	Line	-	4.21	9.68	0.23
QP	11.137M	29.46	60.00	-30.54	19.84	Line	-	9.62	9.68	0.28
AV	11.137M	24.64	50.00	-25.36	19.84	Line	-	4.80	9.68	0.28

Conducted Emissions at Powerline_Mode 2

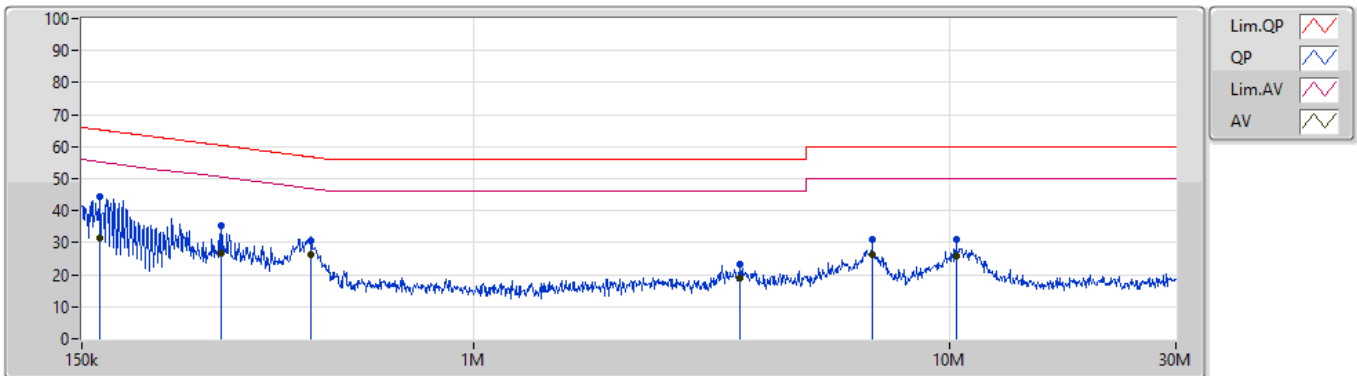
19/06/2020



Type	Freq (Hz)	Level (dBuV)	Limit (dBuV)	Margin (dB)	Factor (dB)	Condition	Comment	Raw (dBuV)	LISN (dB)	CL (dB)
QP	167.071k	44.20	65.10	-20.90	19.63	Neutral	"Worst"	24.57	9.65	0.11
AV	167.071k	30.84	55.10	-24.26	19.63	Neutral	-	11.21	9.65	0.11
QP	216.567k	36.87	62.94	-26.07	19.62	Neutral	-	17.25	9.64	0.11
AV	216.567k	24.06	52.94	-28.88	19.62	Neutral	-	4.44	9.64	0.11
QP	510.906k	18.29	56.00	-37.71	19.63	Neutral	-	-1.34	9.63	0.13
AV	510.906k	14.01	46.00	-31.99	19.63	Neutral	-	-5.62	9.63	0.13
QP	2.15M	26.05	56.00	-29.95	19.67	Neutral	-	6.38	9.65	0.15
AV	2.15M	20.49	46.00	-25.51	19.67	Neutral	-	0.82	9.65	0.15
QP	6.445M	25.68	60.00	-34.32	19.79	Neutral	-	5.89	9.68	0.23
AV	6.445M	21.65	50.00	-28.35	19.79	Neutral	-	1.86	9.68	0.23
QP	9.801M	26.00	60.00	-34.00	19.85	Neutral	-	6.15	9.70	0.27
AV	9.801M	21.84	50.00	-28.16	19.85	Neutral	-	1.99	9.70	0.27

Conducted Emissions at Powerline_Mode 3

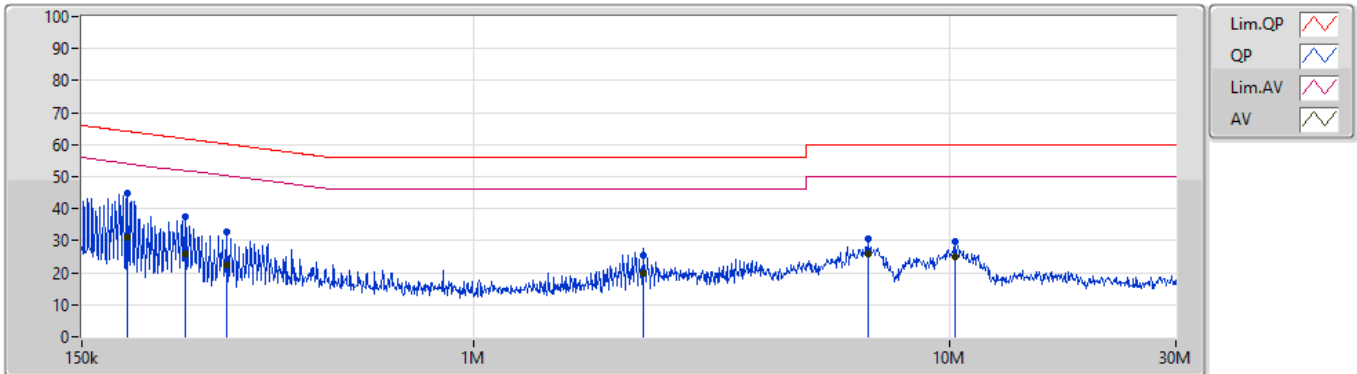
19/06/2020



Type	Freq (Hz)	Level (dBuV)	Limit (dBuV)	Margin (dB)	Factor (dB)	Condition	Comment	Raw (dBuV)	LISN (dB)	CL (dB)
QP	163.769k	44.57	65.27	-20.70	19.64	Line	-	24.93	9.66	0.11
AV	163.769k	31.65	55.27	-23.62	19.64	Line	-	12.01	9.66	0.11
QP	294.502k	35.13	60.40	-25.27	19.63	Line	-	15.50	9.64	0.12
AV	294.502k	26.88	50.40	-23.52	19.63	Line	-	7.25	9.64	0.12
QP	453.242k	30.79	56.82	-26.03	19.64	Line	-	11.15	9.64	0.13
AV	453.242k	26.21	46.82	-20.61	19.64	Line	"Worst"	6.57	9.64	0.13
QP	3.627M	23.15	56.00	-32.85	19.72	Line	-	3.43	9.66	0.18
AV	3.627M	18.98	46.00	-27.02	19.72	Line	-	-0.74	9.66	0.18
QP	6.898M	31.12	60.00	-28.88	19.79	Line	-	11.33	9.68	0.23
AV	6.898M	26.35	50.00	-23.65	19.79	Line	-	6.56	9.68	0.23
QP	10.365M	31.06	60.00	-28.94	19.84	Line	-	11.22	9.69	0.27
AV	10.365M	26.02	50.00	-23.98	19.84	Line	-	6.18	9.69	0.27

Conducted Emissions at Powerline_Mode 3

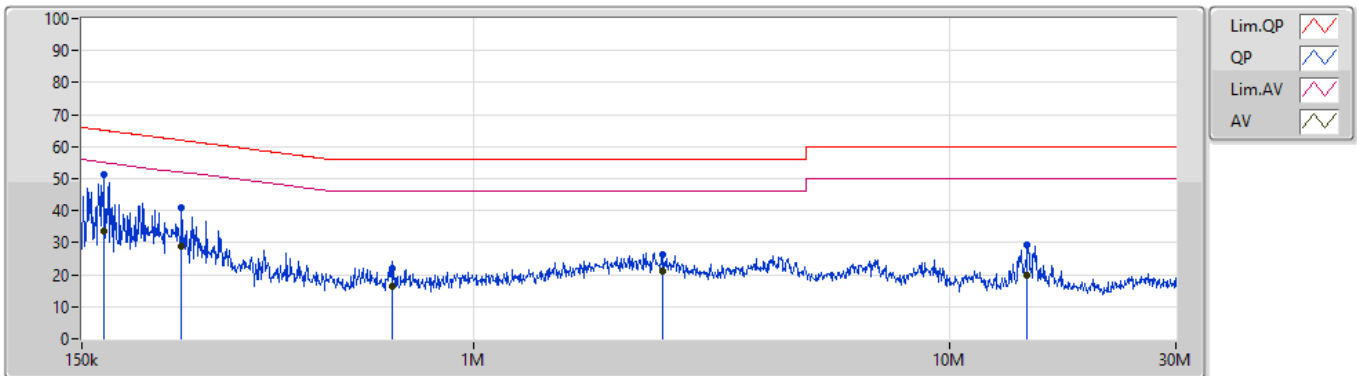
19/06/2020



Type	Freq (Hz)	Level (dBuV)	Limit (dBuV)	Margin (dB)	Factor (dB)	Condition	Comment	Raw (dBuV)	LISN (dB)	CL (dB)
QP	187.577k	44.64	64.15	-19.51	19.62	Neutral	"Worst"	25.02	9.64	0.11
AV	187.577k	30.87	54.15	-23.28	19.62	Neutral	-	11.25	9.64	0.11
QP	247.062k	37.59	61.85	-24.26	19.63	Neutral	-	17.96	9.64	0.12
AV	247.062k	25.96	51.85	-25.89	19.63	Neutral	-	6.33	9.64	0.12
QP	301.641k	32.70	60.21	-27.51	19.62	Neutral	-	13.08	9.63	0.12
AV	301.641k	22.21	50.21	-28.00	19.62	Neutral	-	2.59	9.63	0.12
QP	2.274M	25.58	56.00	-30.42	19.68	Neutral	-	5.90	9.65	0.16
AV	2.274M	19.74	46.00	-26.26	19.68	Neutral	-	0.06	9.65	0.16
QP	6.762M	30.58	60.00	-29.42	19.79	Neutral	-	10.79	9.68	0.23
AV	6.762M	26.01	50.00	-23.99	19.79	Neutral	-	6.22	9.68	0.23
QP	10.282M	29.68	60.00	-30.32	19.85	Neutral	-	9.83	9.70	0.27
AV	10.282M	24.88	50.00	-25.12	19.85	Neutral	-	5.03	9.70	0.27

Conducted Emissions at Powerline_Mode 4

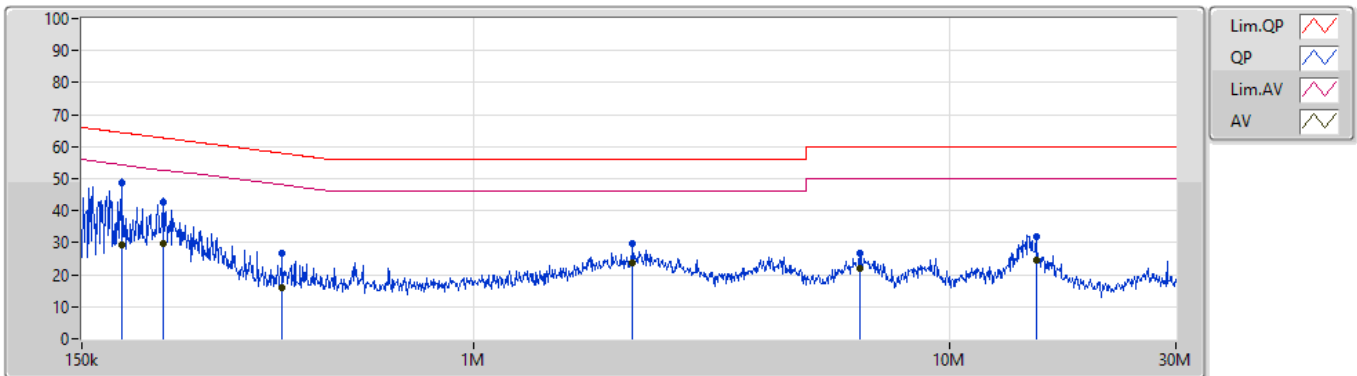
19/06/2020



Type	Freq (Hz)	Level (dBuV)	Limit (dBuV)	Margin (dB)	Factor (dB)	Condition	Comment	Raw (dBuV)	LISN (dB)	CL (dB)
QP	4.255	30.48	152.94	-122.46	23.87	Line	-	6.61	14.27	-0.28
AV	4.255	25.43	142.94	-117.51	23.87	Line	-	1.56	14.27	-0.28
QP	166.406k	51.11	65.14	-14.03	19.64	Line	"Worst"	31.47	9.66	0.11
AV	166.406k	33.62	55.14	-21.52	19.64	Line	-	13.98	9.66	0.11
QP	243.148k	40.77	61.98	-21.21	19.64	Line	-	21.13	9.65	0.12
AV	243.148k	28.83	51.98	-23.15	19.64	Line	-	9.19	9.65	0.12
QP	672.926k	21.98	56.00	-34.02	19.63	Line	-	2.35	9.64	0.12
AV	672.926k	16.47	46.00	-29.53	19.63	Line	-	-3.16	9.64	0.12
QP	2.502M	26.47	56.00	-29.53	19.68	Line	-	6.79	9.65	0.16
AV	2.502M	21.25	46.00	-24.75	19.68	Line	-	1.57	9.65	0.16
QP	14.61M	29.35	60.00	-30.65	19.85	Line	-	9.50	9.66	0.31
AV	14.61M	19.89	50.00	-30.11	19.85	Line	-	0.04	9.66	0.31

Conducted Emissions at Powerline_Mode 4

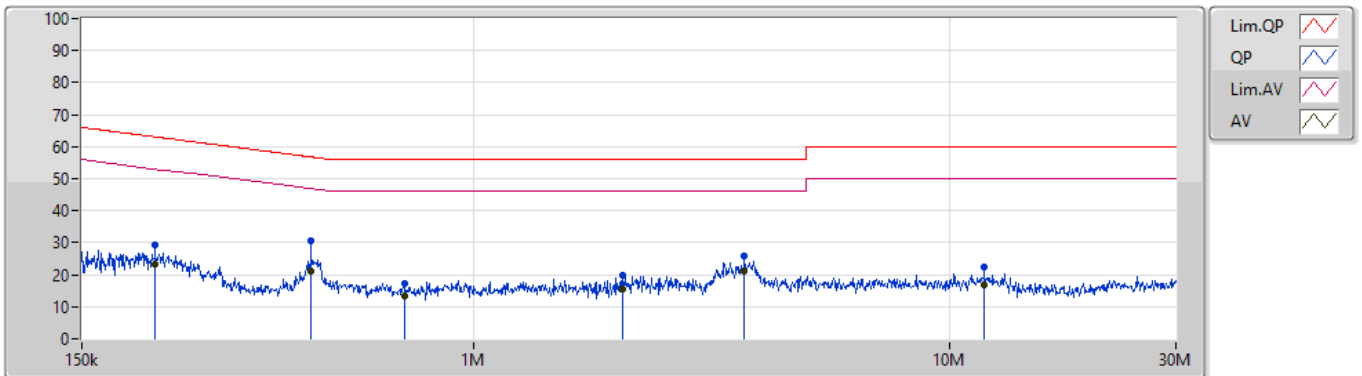
19/06/2020



Type	Freq (Hz)	Level (dBuV)	Limit (dBuV)	Margin (dB)	Factor (dB)	Condition	Comment	Raw (dBuV)	LISN (dB)	CL (dB)
QP	181.681k	48.62	64.41	-15.79	19.62	Neutral	"Worst"	29.00	9.64	0.11
AV	181.681k	29.17	54.41	-25.24	19.62	Neutral	-	9.55	9.64	0.11
QP	221.817k	42.80	62.75	-19.95	19.62	Neutral	-	23.18	9.64	0.11
AV	221.817k	29.83	52.75	-22.92	19.62	Neutral	-	10.21	9.64	0.11
QP	395.716k	26.53	57.95	-31.42	19.63	Neutral	-	6.90	9.63	0.13
AV	395.716k	16.15	47.95	-31.80	19.63	Neutral	-	-3.48	9.63	0.13
QP	2.15M	29.95	56.00	-26.05	19.67	Neutral	-	10.28	9.65	0.15
AV	2.15M	23.92	46.00	-22.08	19.67	Neutral	-	4.25	9.65	0.15
QP	6.497M	26.71	60.00	-33.29	19.79	Neutral	-	6.92	9.68	0.23
AV	6.497M	22.17	50.00	-27.83	19.79	Neutral	-	2.38	9.68	0.23
QP	15.266M	32.06	60.00	-27.94	19.90	Neutral	-	12.16	9.71	0.31
AV	15.266M	24.60	50.00	-25.40	19.90	Neutral	-	4.70	9.71	0.31

Conducted Emissions at Powerline_Mode 5

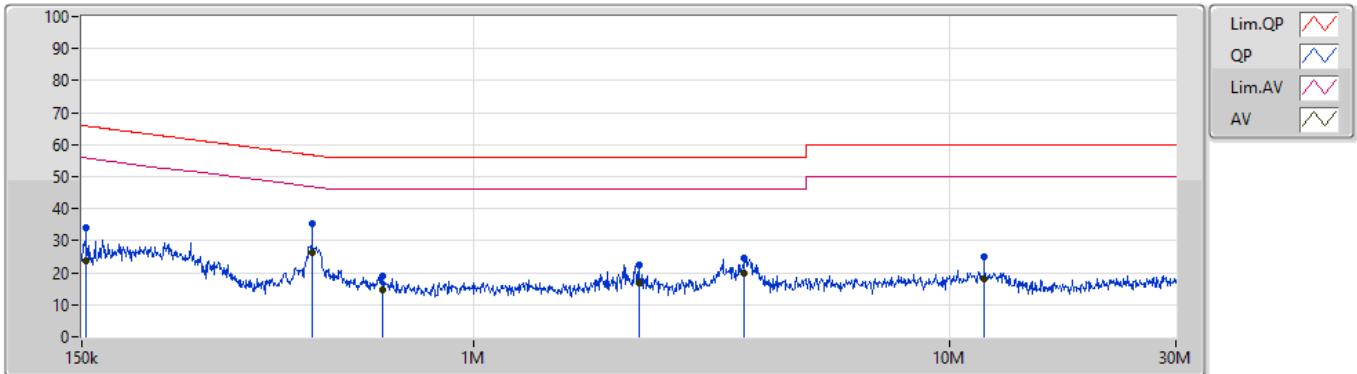
09/09/2020



Type	Freq (Hz)	Level (dBuV)	Limit (dBuV)	Margin (dB)	Factor (dB)	Condition	Comment	Raw (dBuV)	LISN (dB)	CL (dB)	AT (dB)
QP	213.989k	29.12	63.06	-33.94	19.53	Line	-	9.59	9.65	0.01	9.87
AV	213.989k	23.22	53.06	-29.84	19.53	Line	-	3.69	9.65	0.01	9.87
QP	453.242k	30.66	56.82	-26.16	19.53	Line	-	11.13	9.64	0.02	9.87
AV	453.242k	21.23	46.82	-25.59	19.53	Line	-	1.70	9.64	0.02	9.87
QP	714.452k	17.30	56.00	-38.70	19.55	Line	-	-2.25	9.64	0.04	9.87
AV	714.452k	13.50	46.00	-32.50	19.55	Line	-	-6.05	9.64	0.04	9.87
QP	2.058M	19.69	56.00	-36.31	19.60	Line	-	0.09	9.65	0.08	9.87
AV	2.058M	15.63	46.00	-30.37	19.60	Line	-	-3.97	9.65	0.08	9.87
QP	3.715M	25.84	56.00	-30.16	19.66	Line	-	6.18	9.66	0.12	9.88
AV	3.715M	20.92	46.00	-25.08	19.66	Line	"Worst"	1.26	9.66	0.12	9.88
QP	11.872M	22.34	60.00	-37.66	19.79	Line	-	2.55	9.68	0.23	9.88
AV	11.872M	16.81	50.00	-33.19	19.79	Line	-	-2.98	9.68	0.23	9.88

Conducted Emissions at Powerline_Mode 5

09/09/2020



Type	Freq (Hz)	Level (dBuV)	Limit (dBuV)	Margin (dB)	Factor (dB)	Condition	Comment	Raw (dBuV)	LISN (dB)	CL (dB)	AT (dB)
QP	153.024k	34.10	65.83	-31.73	19.53	Neutral	-	14.57	9.65	0.01	9.87
AV	153.024k	23.69	55.83	-32.14	19.53	Neutral	-	4.16	9.65	0.01	9.87
QP	458.702k	35.55	56.71	-21.16	19.52	Neutral	-	16.03	9.63	0.02	9.87
AV	458.702k	26.50	46.71	-20.21	19.52	Neutral	"Worst"	6.98	9.63	0.02	9.87
QP	644.016k	18.94	56.00	-37.06	19.54	Neutral	-	-0.60	9.63	0.04	9.87
AV	644.016k	14.51	46.00	-31.49	19.54	Neutral	-	-5.03	9.63	0.04	9.87
QP	2.229M	22.26	56.00	-33.74	19.61	Neutral	-	2.65	9.65	0.09	9.87
AV	2.229M	16.91	46.00	-29.09	19.61	Neutral	-	-2.70	9.65	0.09	9.87
QP	3.715M	24.61	56.00	-31.39	19.66	Neutral	-	4.95	9.66	0.12	9.88
AV	3.715M	20.01	46.00	-25.99	19.66	Neutral	-	0.35	9.66	0.12	9.88
QP	11.872M	25.01	60.00	-34.99	19.81	Neutral	-	5.20	9.70	0.23	9.88
AV	11.872M	18.03	50.00	-31.97	19.81	Neutral	-	-1.78	9.70	0.23	9.88



Summary

Mode	Max-N dB (Hz)	Max-OBW (Hz)	ITU-Code	Min-N dB (Hz)	Min-OBW (Hz)
2.4-2.4835GHz	-	-	-	-	-
802.11b_Nss1,(1Mbps)_2TX	9.575M	14.713M	14M7G1D	7.6M	13.873M
802.11g_Nss1,(6Mbps)_2TX	15.675M	16.552M	16M6D1D	15.05M	16.472M
802.11n HT20_Nss1,(MCS0)_2TX	17.15M	17.771M	17M8D1D	15.95M	17.671M
802.11n HT40_Nss1,(MCS0)_2TX	35.7M	36.222M	36M2D1D	35.05M	36.062M

Max-N dB = Maximum 6dB down bandwidth; **Max-OBW** = Maximum 99% occupied bandwidth;
Min-N dB = Minimum 6dB down bandwidth; **Min-OBW** = Minimum 99% occupied bandwidth;

Result

Mode	Result	Limit (Hz)	Port 1-N dB (Hz)	Port 1-OBW (Hz)	Port 2-N dB (Hz)	Port 2-OBW (Hz)
802.11b_Nss1,(1Mbps)_2TX	-	-	-	-	-	-
2412MHz	Pass	500k	9.075M	14.133M	9.075M	14.713M
2437MHz	Pass	500k	8.075M	13.873M	7.6M	14.493M
2462MHz	Pass	500k	9.575M	13.993M	8.575M	14.093M
802.11g_Nss1,(6Mbps)_2TX	-	-	-	-	-	-
2412MHz	Pass	500k	15.05M	16.472M	15.5M	16.552M
2437MHz	Pass	500k	15.325M	16.472M	15.4M	16.532M
2462MHz	Pass	500k	15.675M	16.532M	15.25M	16.472M
802.11n HT20_Nss1,(MCS0)_2TX	-	-	-	-	-	-
2412MHz	Pass	500k	16.125M	17.671M	16.8M	17.771M
2437MHz	Pass	500k	15.95M	17.671M	16.5M	17.711M
2462MHz	Pass	500k	16.325M	17.751M	17.15M	17.711M
802.11n HT40_Nss1,(MCS0)_2TX	-	-	-	-	-	-
2422MHz	Pass	500k	35.05M	36.182M	35.1M	36.222M
2437MHz	Pass	500k	35.45M	36.182M	35.05M	36.062M
2452MHz	Pass	500k	35.7M	36.182M	35.05M	36.062M

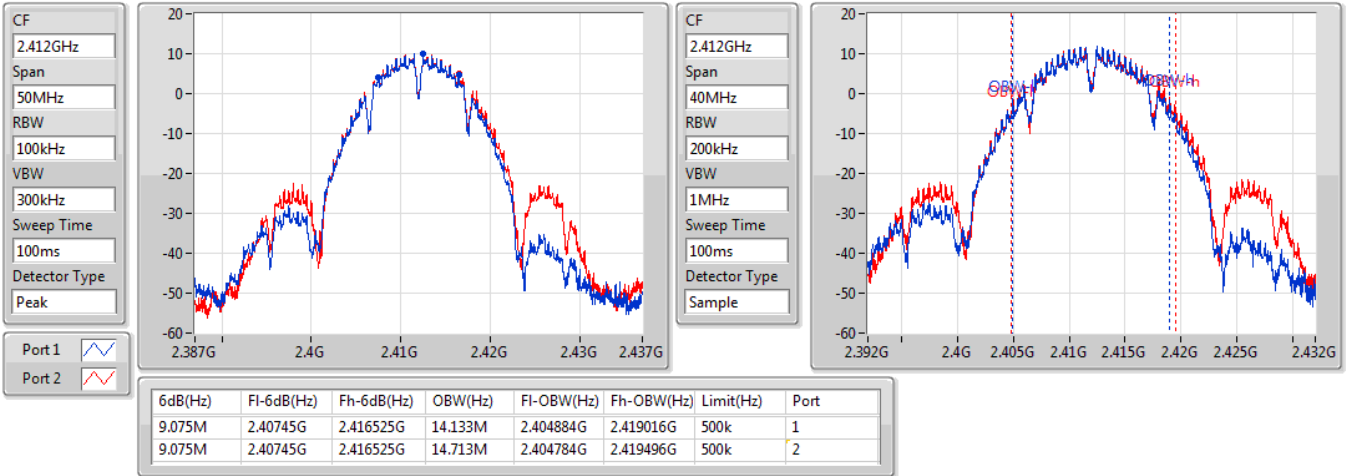
Port X-N dB = Port X 6dB down bandwidth; Port X-OBW = Port X 99% occupied bandwidth;

802.11b_Nss1,(1Mbps)_2TX

EBW

2412MHz

15/06/2020

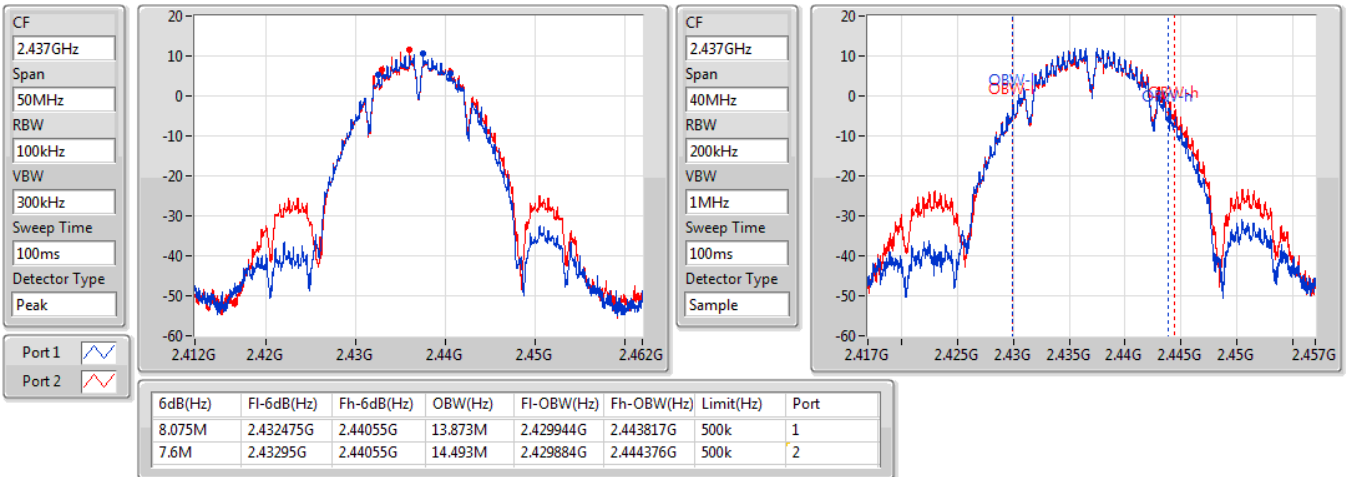


802.11b_Nss1,(1Mbps)_2TX

EBW

2437MHz

15/06/2020

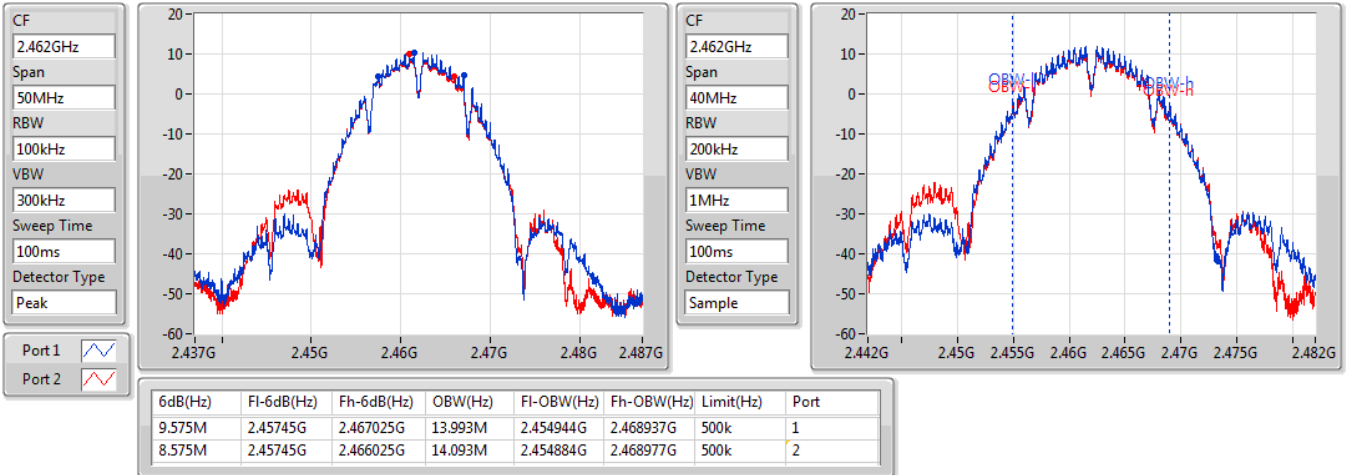


802.11b_Nss1,(1Mbps)_2TX

EBW

2462MHz

15/06/2020

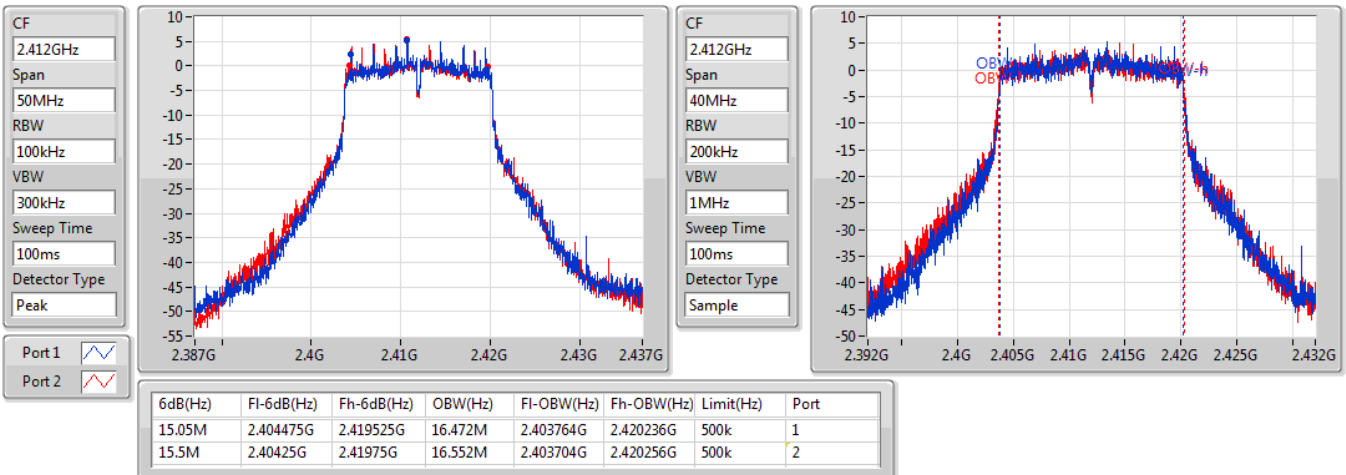


802.11g_Nss1,(6Mbps)_2TX

EBW

2412MHz

18/06/2020

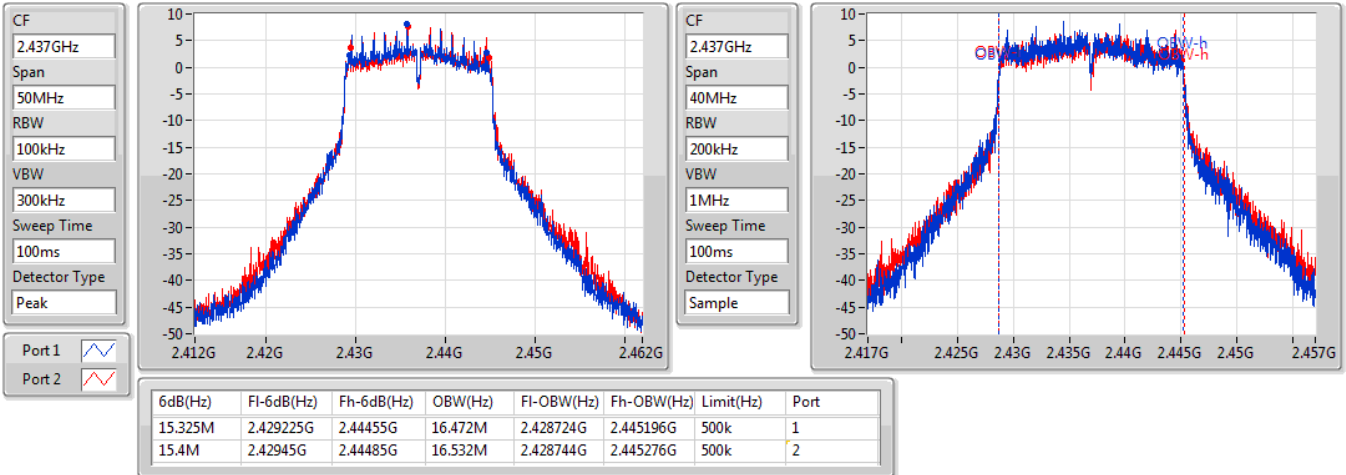


802.11g_Nss1,(6Mbps)_2TX

EBW

2437MHz

15/06/2020

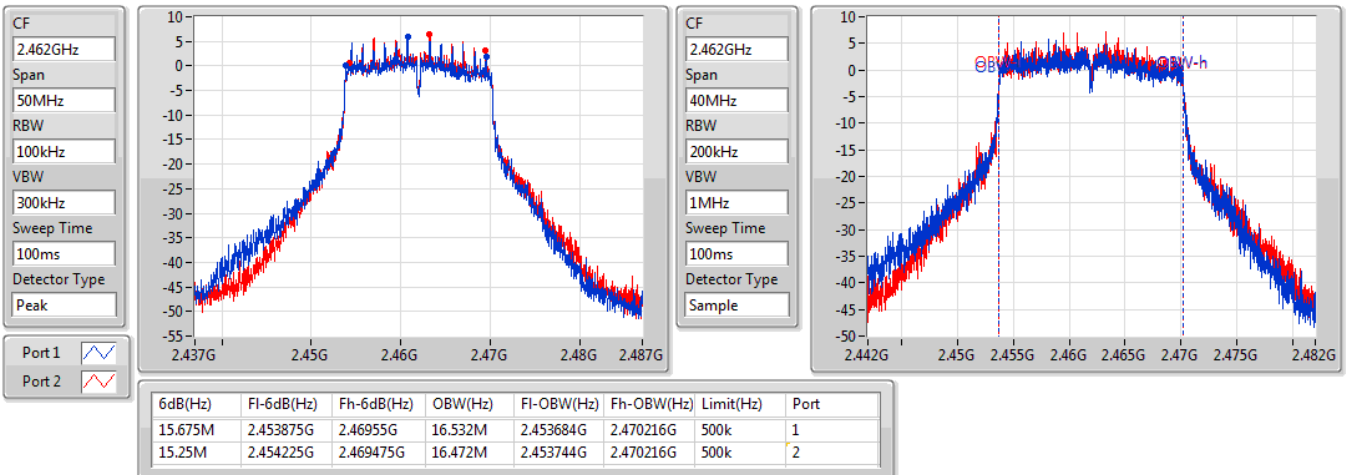


802.11g_Nss1,(6Mbps)_2TX

EBW

2462MHz

18/06/2020



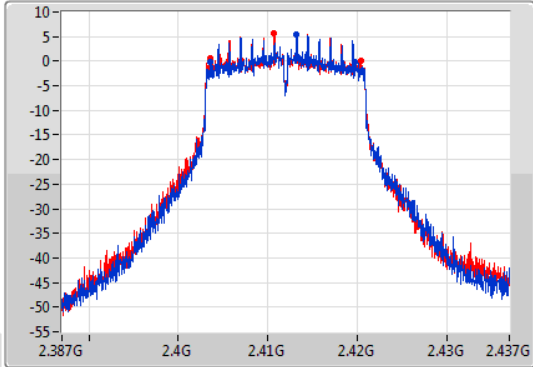
802.11n HT20_Nss1,(MCS0)_2TX

EBW

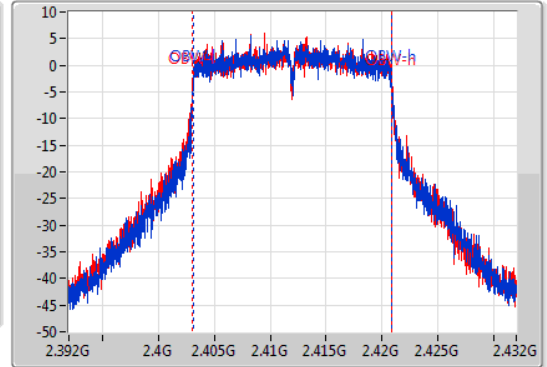
2412MHz

18/06/2020

CF
2.412GHz
Span
50MHz
RBW
100kHz
VBW
300kHz
Sweep Time
100ms
Detector Type
Peak



CF
2.412GHz
Span
40MHz
RBW
200kHz
VBW
1MHz
Sweep Time
100ms
Detector Type
Sample



6dB(Hz)	Fl-6dB(Hz)	Fh-6dB(Hz)	OBW(Hz)	Fl-OBW(Hz)	Fh-OBW(Hz)	Limit(Hz)	Port
16.125M	2.403625G	2.41975G	17.671M	2.403164G	2.420836G	500k	1
16.8M	2.403575G	2.420375G	17.771M	2.403084G	2.420856G	500k	2

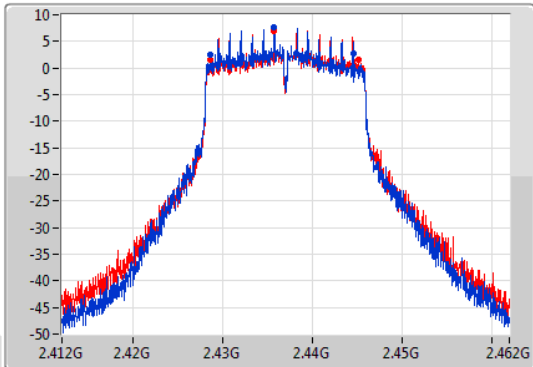
802.11n HT20_Nss1,(MCS0)_2TX

EBW

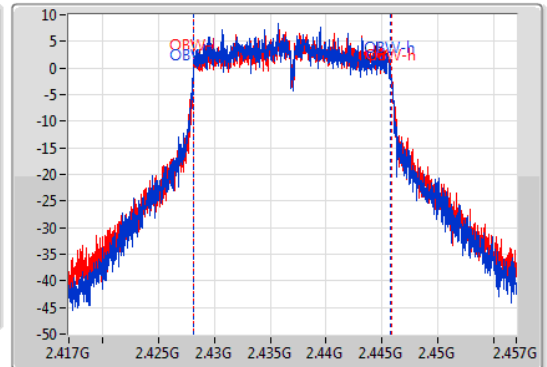
2437MHz

15/06/2020

CF
2.437GHz
Span
50MHz
RBW
100kHz
VBW
300kHz
Sweep Time
100ms
Detector Type
Peak



CF
2.437GHz
Span
40MHz
RBW
200kHz
VBW
1MHz
Sweep Time
100ms
Detector Type
Sample



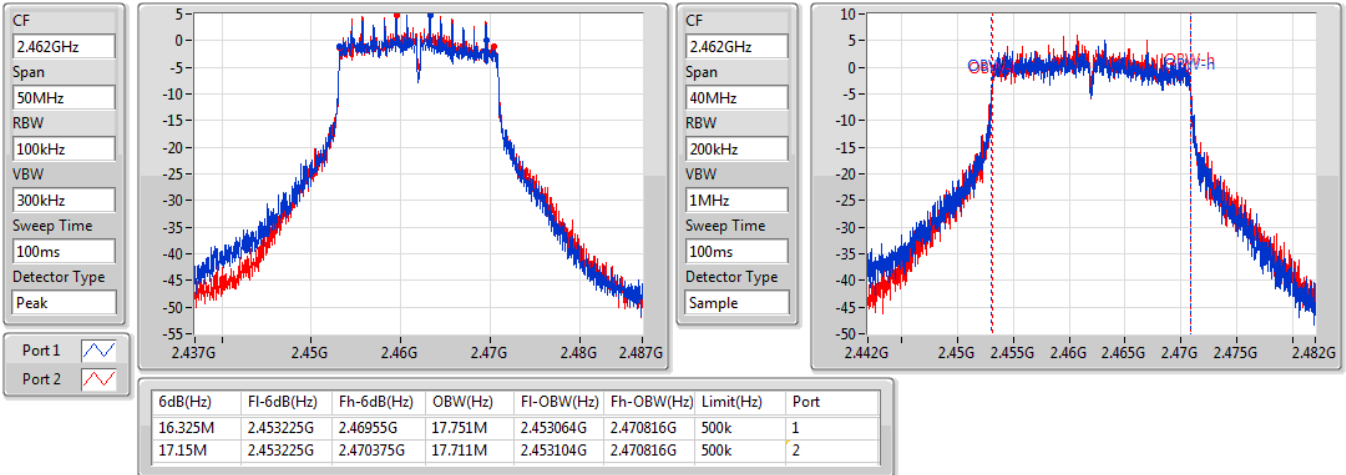
6dB(Hz)	Fl-6dB(Hz)	Fh-6dB(Hz)	OBW(Hz)	Fl-OBW(Hz)	Fh-OBW(Hz)	Limit(Hz)	Port
15.95M	2.4286G	2.44455G	17.671M	2.428124G	2.445796G	500k	1
16.5M	2.428625G	2.445125G	17.711M	2.428144G	2.445856G	500k	2

802.11n HT20_Nss1,(MCS0)_2TX

EBW

2462MHz

18/06/2020

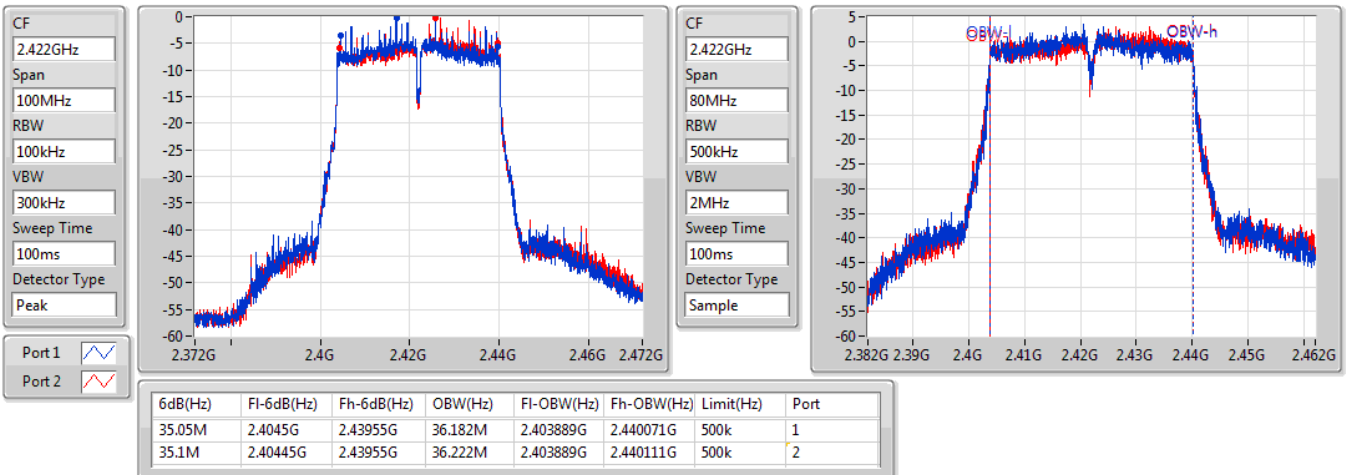


802.11n HT40_Nss1,(MCS0)_2TX

EBW

2422MHz

18/06/2020

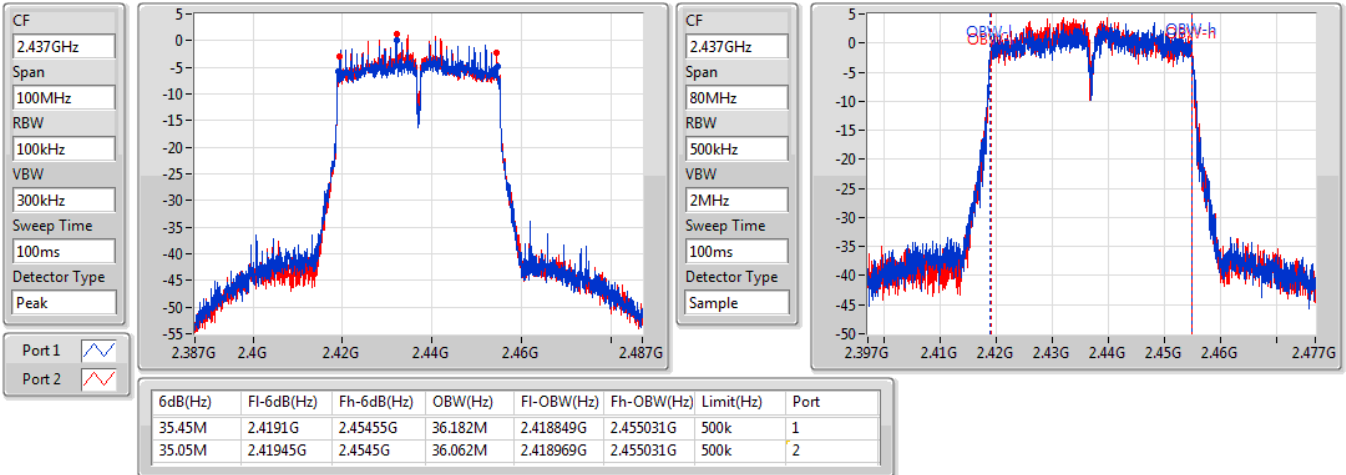


802.11n HT40_Nss1,(MCS0)_2TX

EBW

2437MHz

18/06/2020

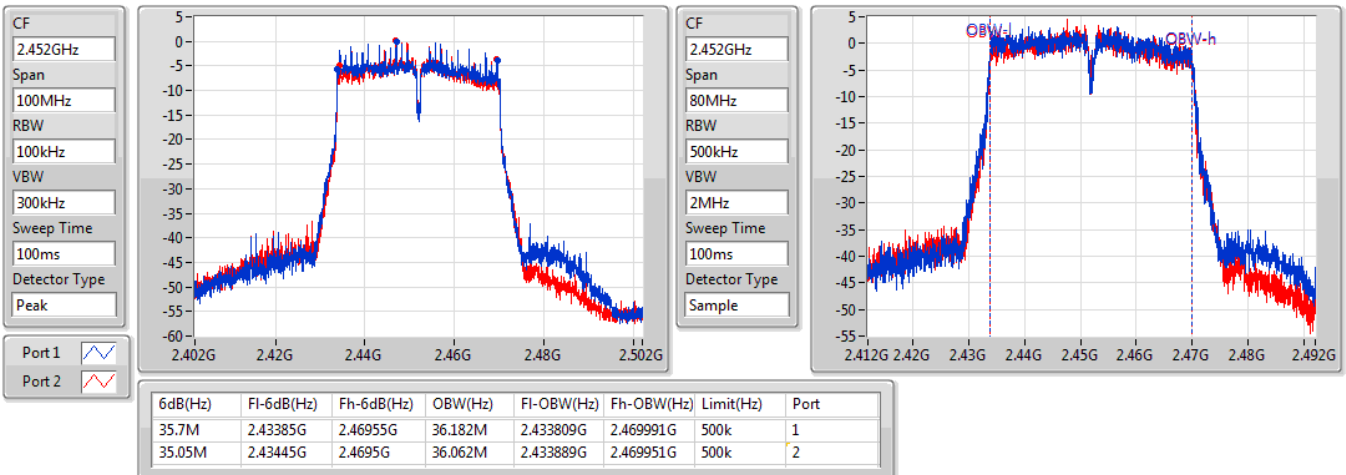


802.11n HT40_Nss1,(MCS0)_2TX

EBW

2452MHz

15/06/2020





Summary

Mode	Total Power (dBm)	Total Power (W)
2.4-2.4835GHz	-	-
802.11b_Nss1,(1Mbps)_2TX	23.38	0.21777
802.11g_Nss1,(6Mbps)_2TX	20.86	0.12190
802.11n HT20_Nss1,(MCS0)_2TX	20.86	0.12190
802.11n HT40_Nss1,(MCS0)_2TX	17.92	0.06194



Result

Mode	Result	DG (dBi)	Port 1 (dBm)	Port 2 (dBm)	Total Power (dBm)	Power Limit (dBm)
802.11b_Nss1,(1Mbps)_2TX	-	-	-	-	-	-
2412MHz	Pass	1.70	20.14	20.46	23.31	30.00
2437MHz	Pass	1.70	20.41	20.32	23.38	30.00
2462MHz	Pass	1.70	20.40	20.01	23.22	30.00
802.11g_Nss1,(6Mbps)_2TX	-	-	-	-	-	-
2412MHz	Pass	1.70	16.46	16.44	19.46	30.00
2417MHz	Pass	1.70	17.84	17.73	20.80	30.00
2437MHz	Pass	1.70	17.87	17.53	20.71	30.00
2457MHz	Pass	1.70	17.72	17.97	20.86	30.00
2462MHz	Pass	1.70	16.57	16.83	19.71	30.00
802.11n HT20_Nss1,(MCS0)_2TX	-	-	-	-	-	-
2412MHz	Pass	1.70	16.87	16.86	19.88	30.00
2417MHz	Pass	1.70	17.75	17.95	20.86	30.00
2437MHz	Pass	1.70	17.59	17.51	20.56	30.00
2457MHz	Pass	1.70	17.22	17.80	20.53	30.00
2462MHz	Pass	1.70	15.84	16.38	19.13	30.00
802.11n HT40_Nss1,(MCS0)_2TX	-	-	-	-	-	-
2422MHz	Pass	1.70	13.03	12.99	16.02	30.00
2427MHz	Pass	1.70	14.30	14.64	17.48	30.00
2437MHz	Pass	1.70	14.67	15.14	17.92	30.00
2447MHz	Pass	1.70	14.26	14.55	17.42	30.00
2452MHz	Pass	1.70	13.51	13.19	16.36	30.00

DG = Directional Gain; Port X = Port X output power



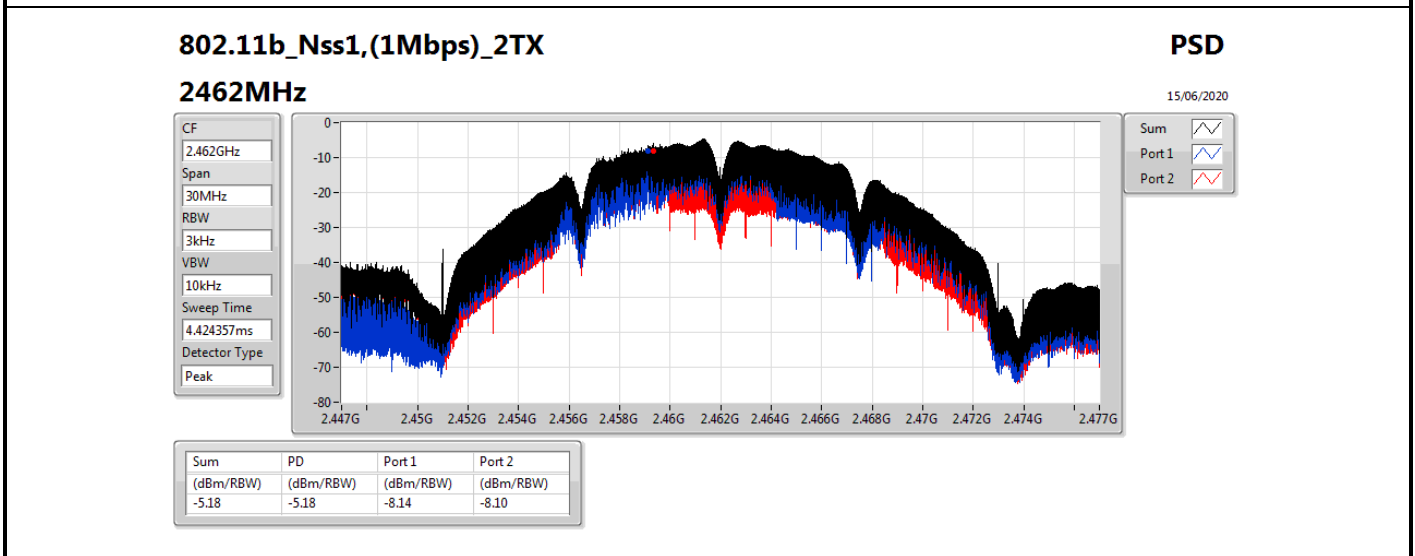
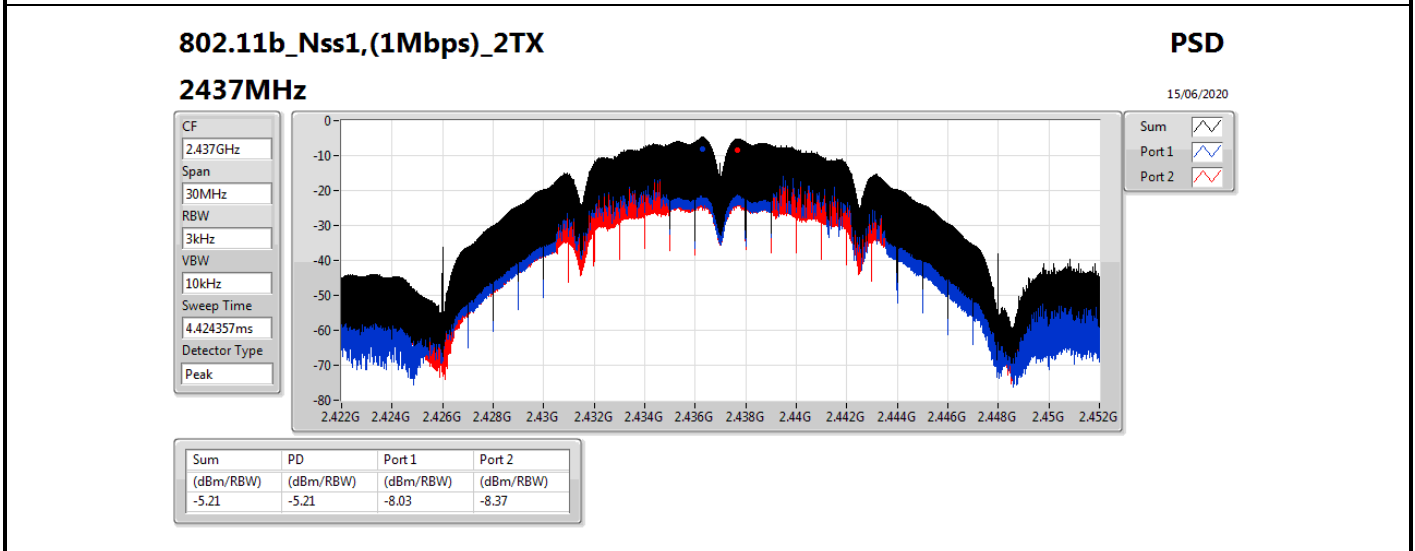
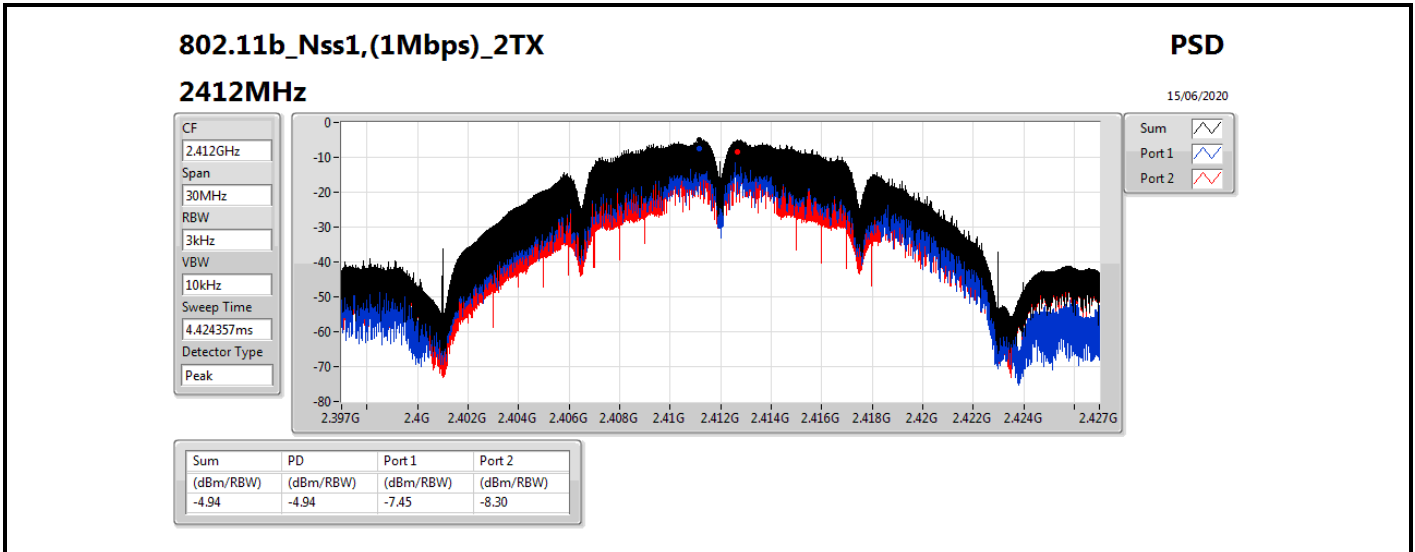
Summary

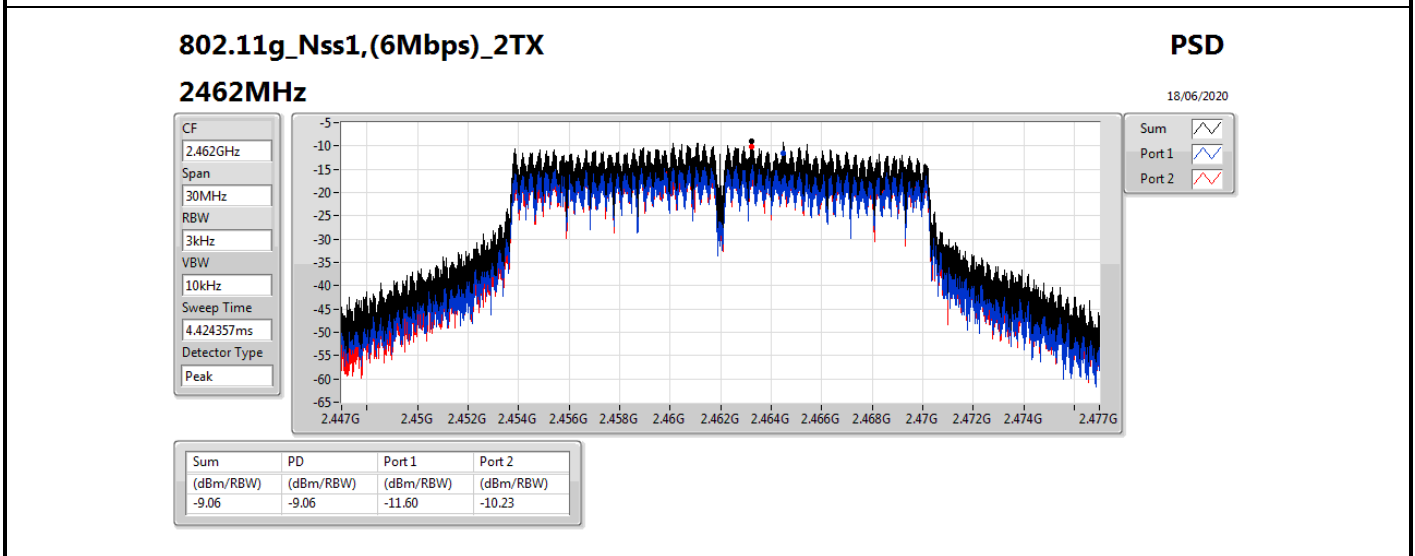
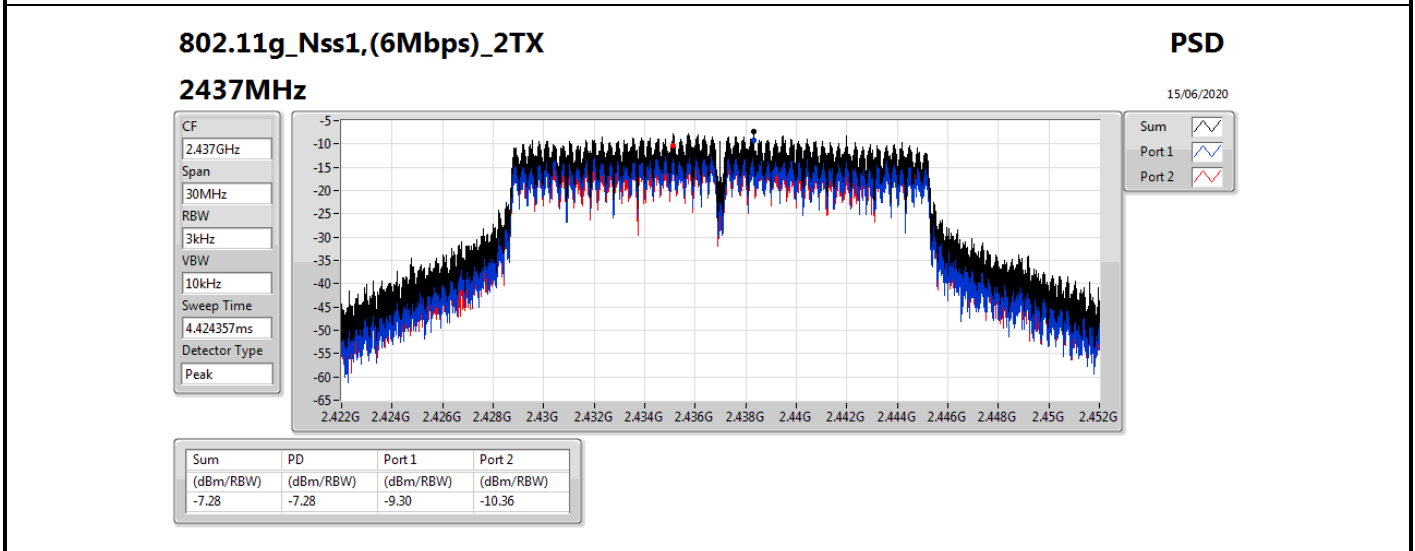
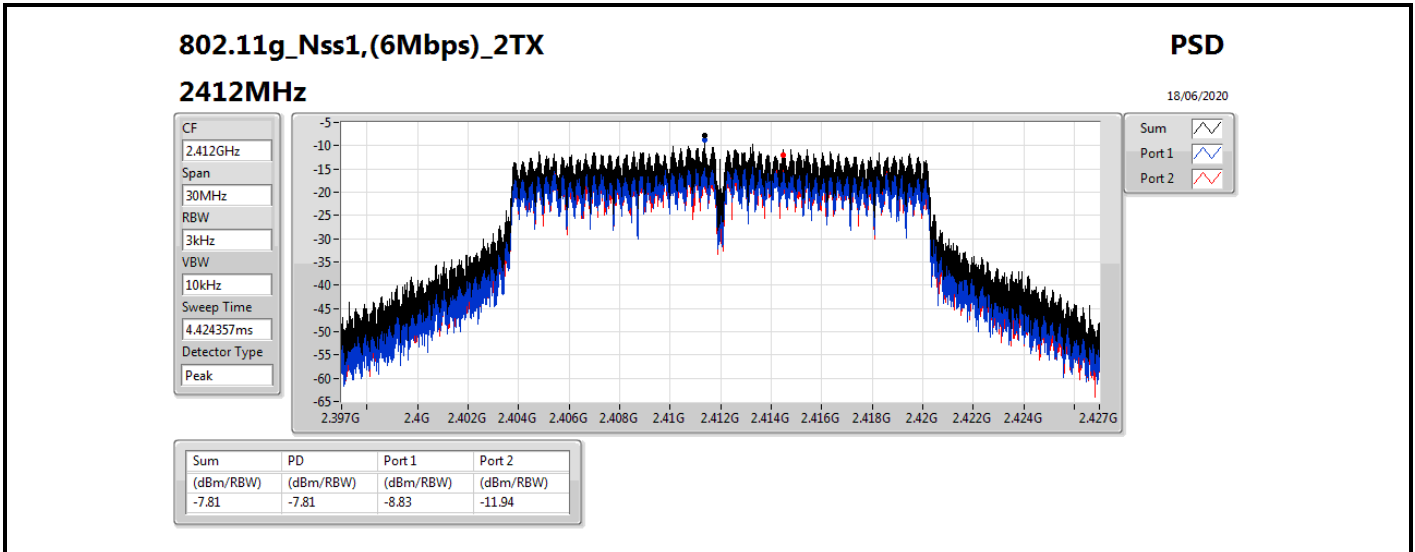
Mode	PD (dBm/RBW)
2.4-2.4835GHz	-
802.11b_Nss1,(1Mbps)_2TX	-4.94
802.11g_Nss1,(6Mbps)_2TX	-7.28
802.11n HT20_Nss1,(MCS0)_2TX	-7.05
802.11n HT40_Nss1,(MCS0)_2TX	-12.65

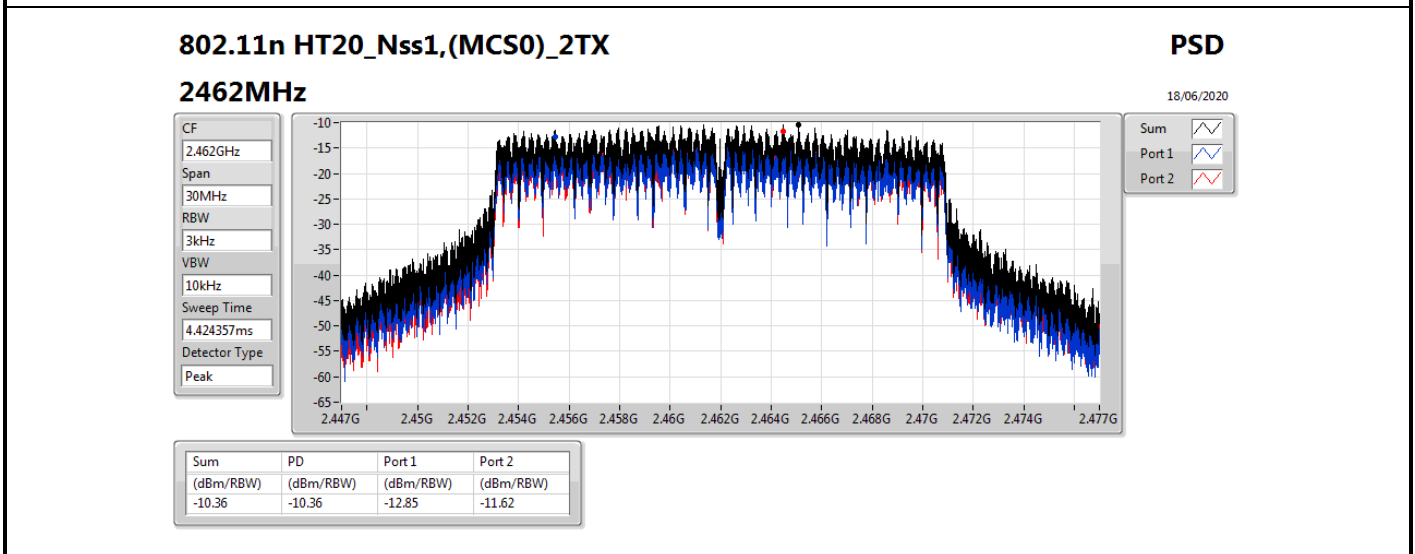
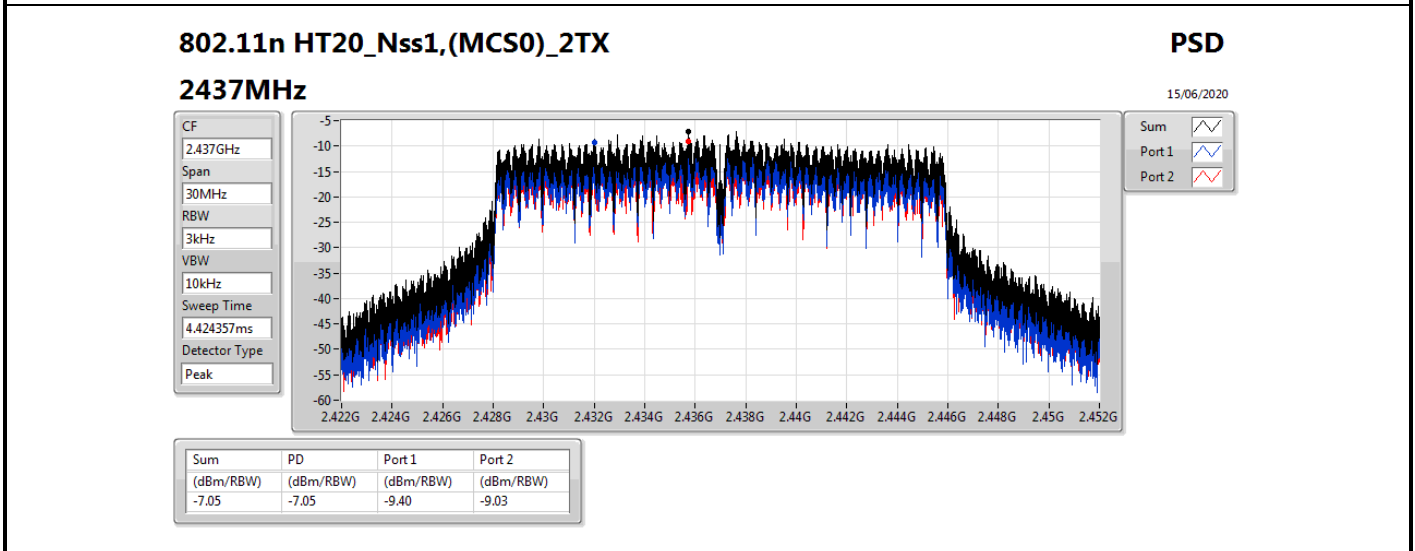
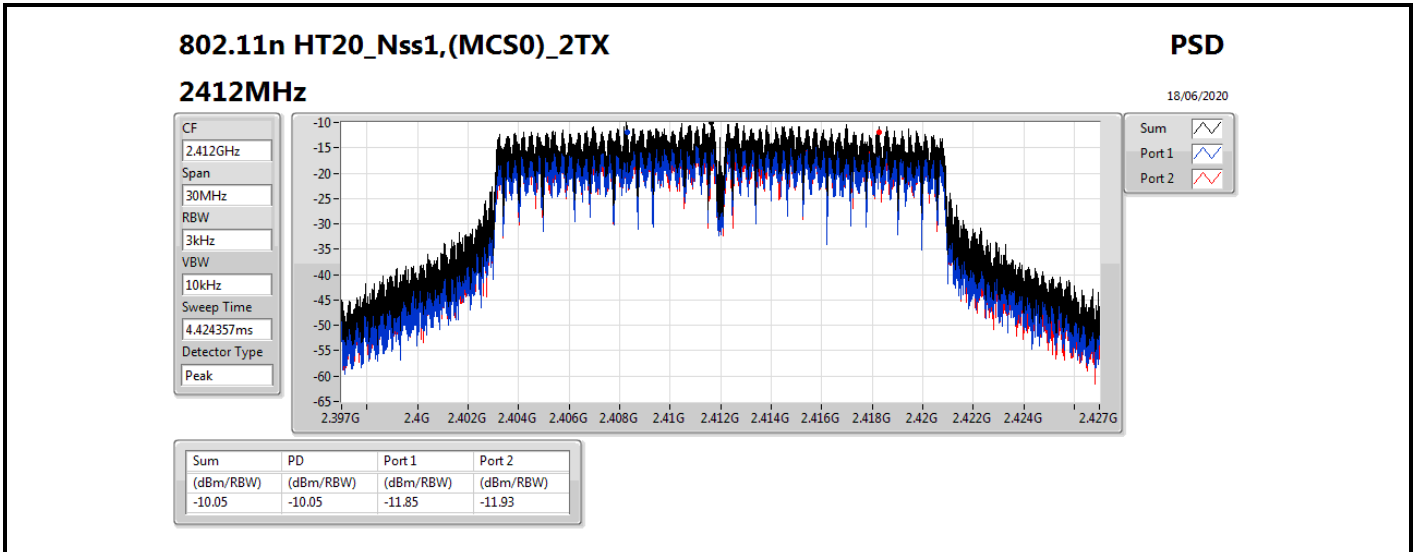
Result

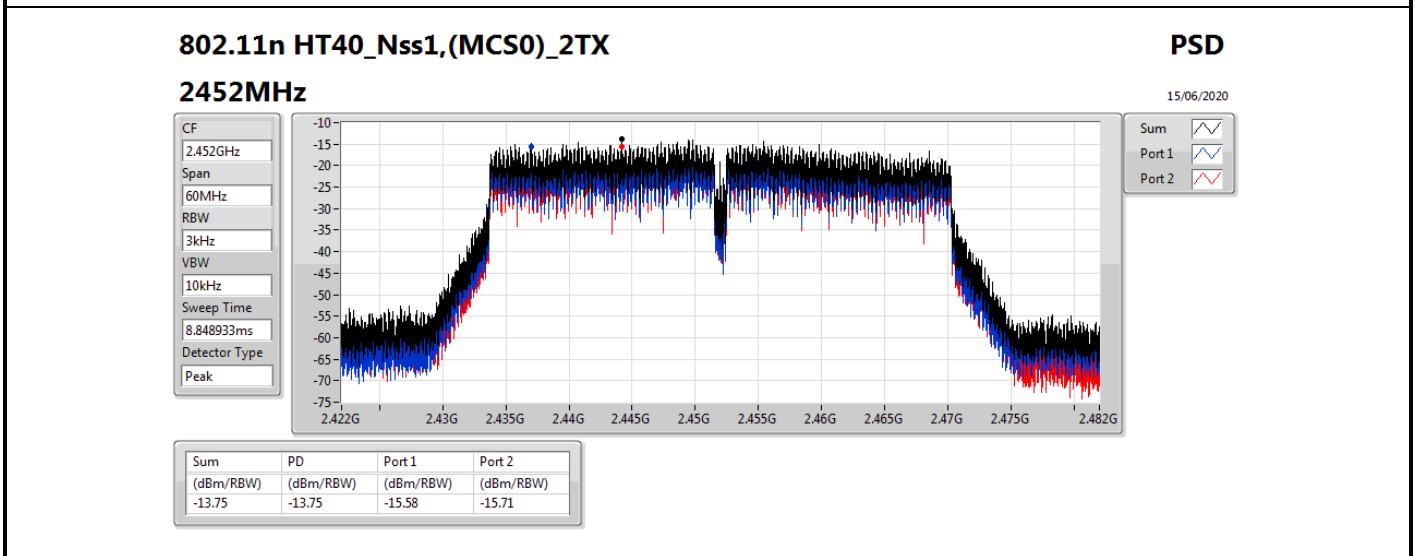
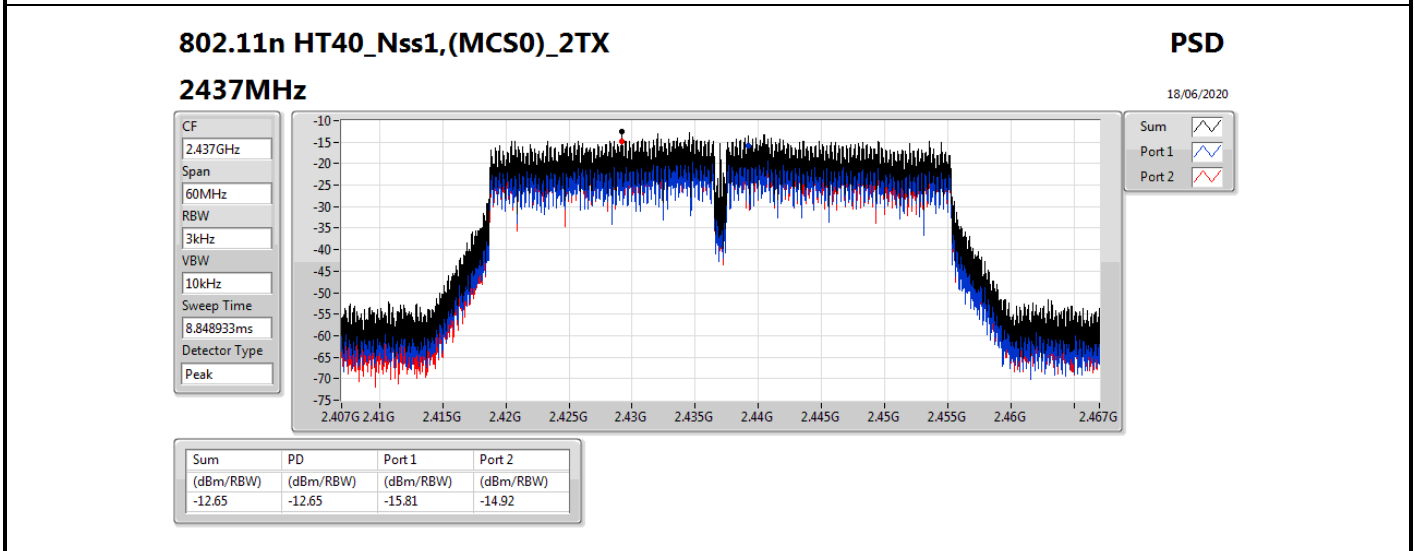
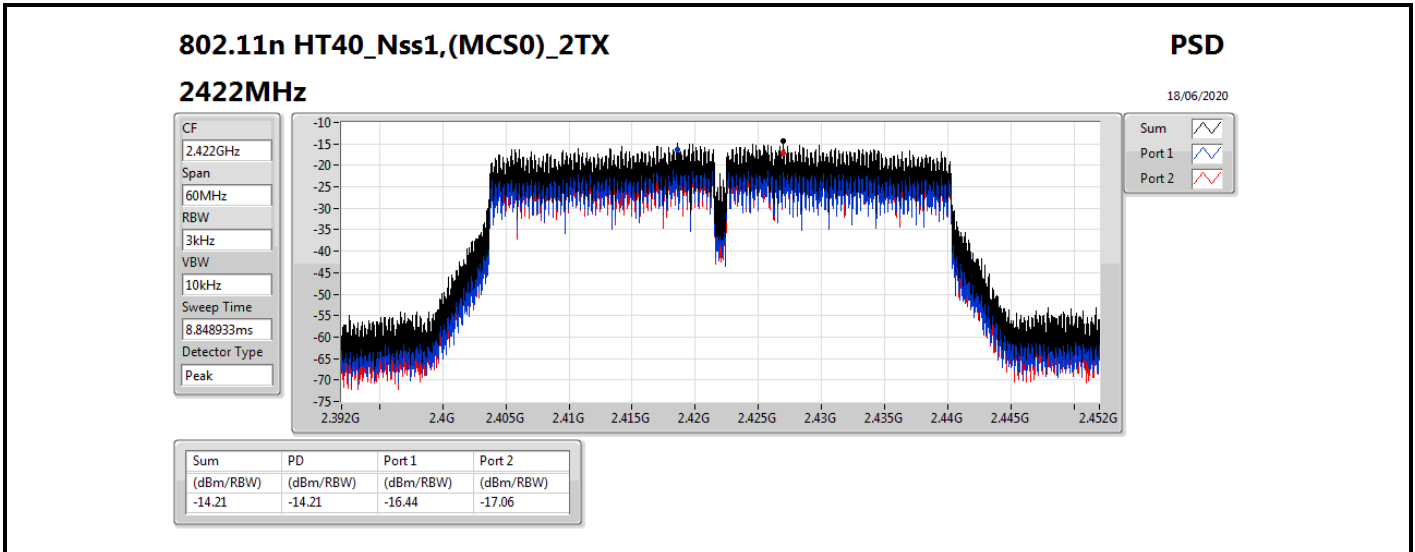
Mode	Result	DG (dBi)	Port 1 (dBm/RBW)	Port 2 (dBm/RBW)	PD (dBm/RBW)	PD Limit (dBm/RBW)
802.11b_Nss1,(1Mbps)_2TX	-	-	-	-	-	-
2412MHz	Pass	4.71	-7.45	-8.30	-4.94	8.00
2437MHz	Pass	4.71	-8.03	-8.37	-5.21	8.00
2462MHz	Pass	4.71	-8.14	-8.10	-5.18	8.00
802.11g_Nss1,(6Mbps)_2TX	-	-	-	-	-	-
2412MHz	Pass	4.71	-8.83	-11.94	-7.81	8.00
2437MHz	Pass	4.71	-9.30	-10.36	-7.28	8.00
2462MHz	Pass	4.71	-11.60	-10.23	-9.06	8.00
802.11n HT20_Nss1,(MCS0)_2TX	-	-	-	-	-	-
2412MHz	Pass	4.71	-11.85	-11.93	-10.05	8.00
2437MHz	Pass	4.71	-9.40	-9.03	-7.05	8.00
2462MHz	Pass	4.71	-12.85	-11.62	-10.36	8.00
802.11n HT40_Nss1,(MCS0)_2TX	-	-	-	-	-	-
2422MHz	Pass	4.71	-16.44	-17.06	-14.21	8.00
2437MHz	Pass	4.71	-15.81	-14.92	-12.65	8.00
2452MHz	Pass	4.71	-15.58	-15.71	-13.75	8.00

PD = trace bin-by-bin of each transmits port summing can be performed maximum power density; Port X = Port X power density;











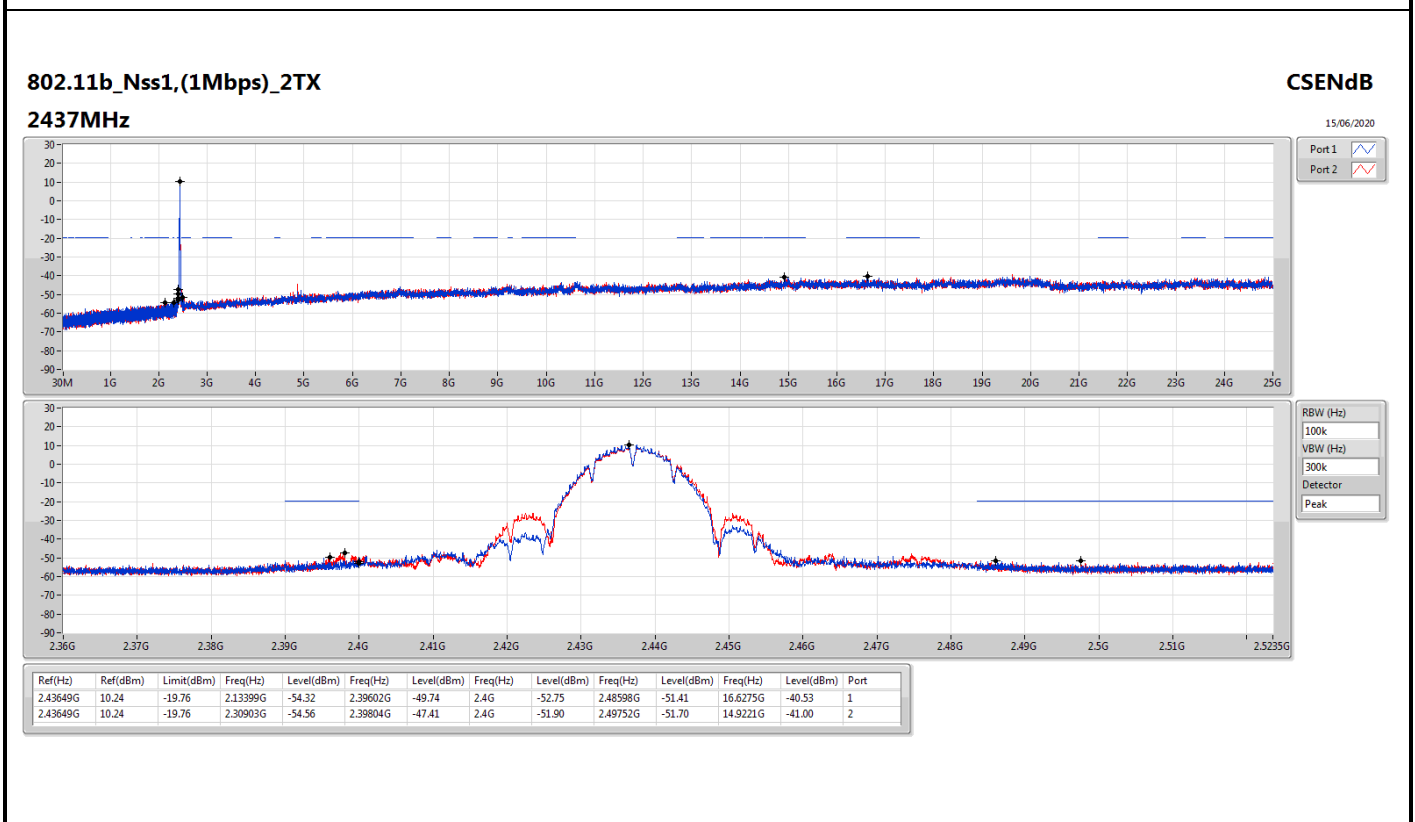
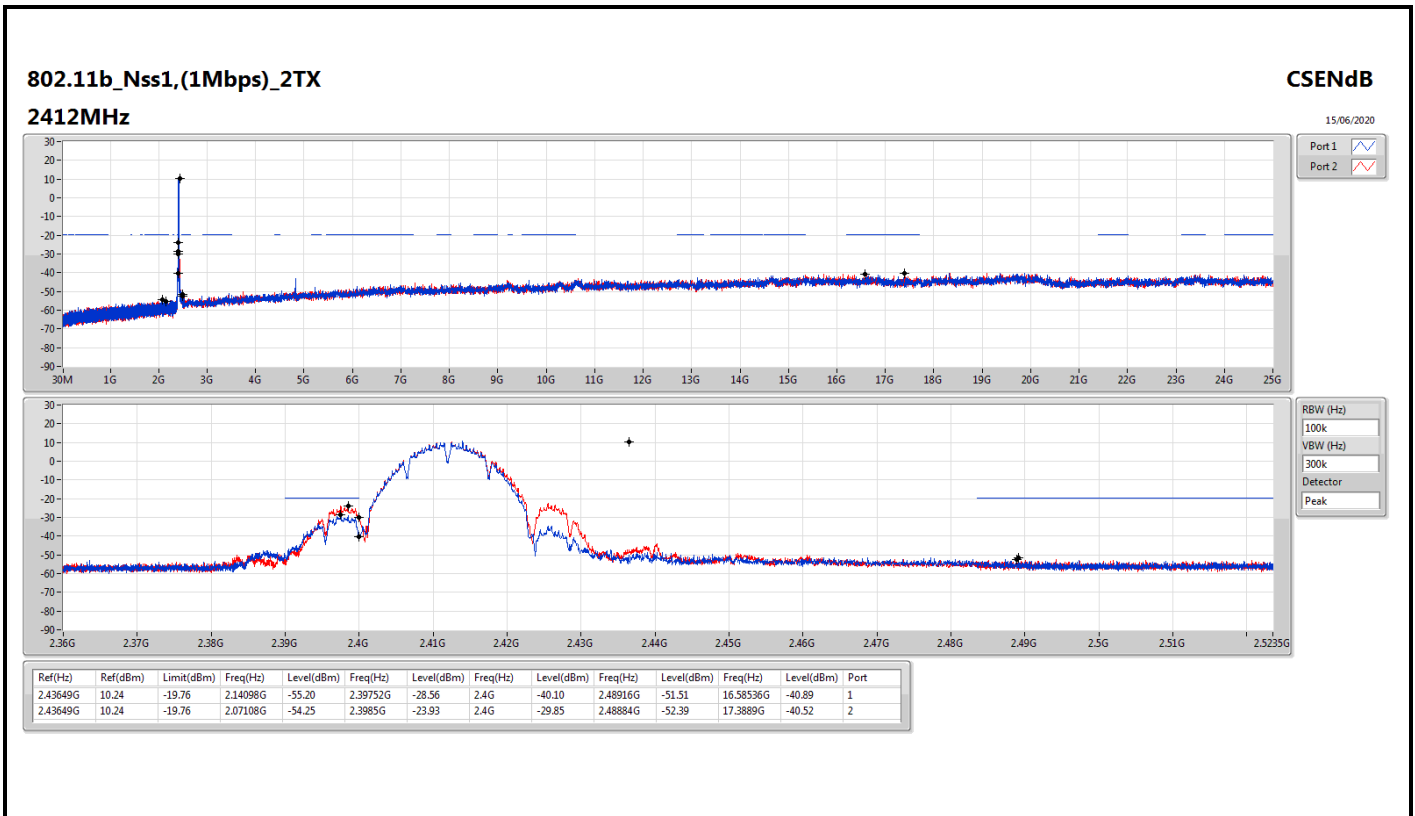
Summary

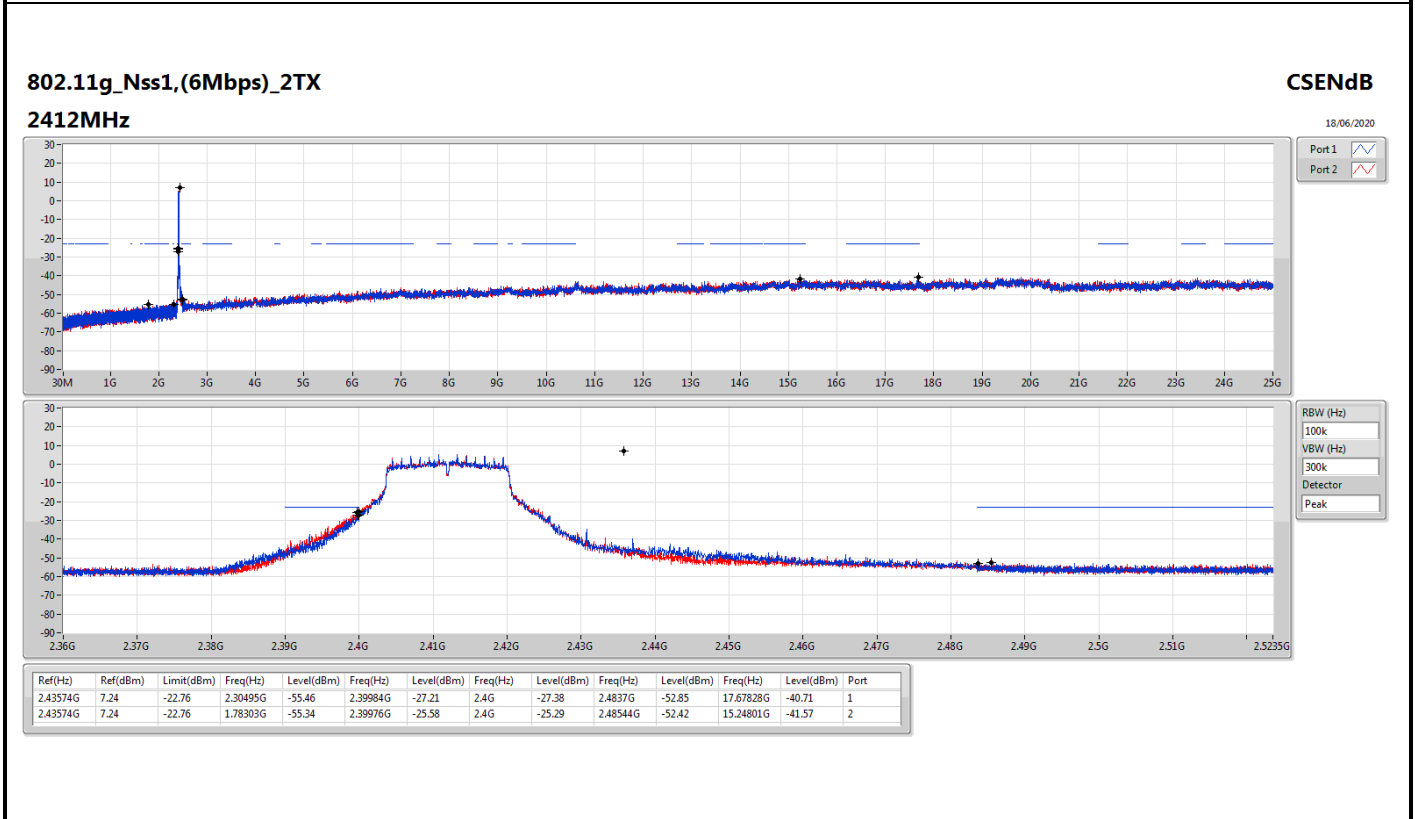
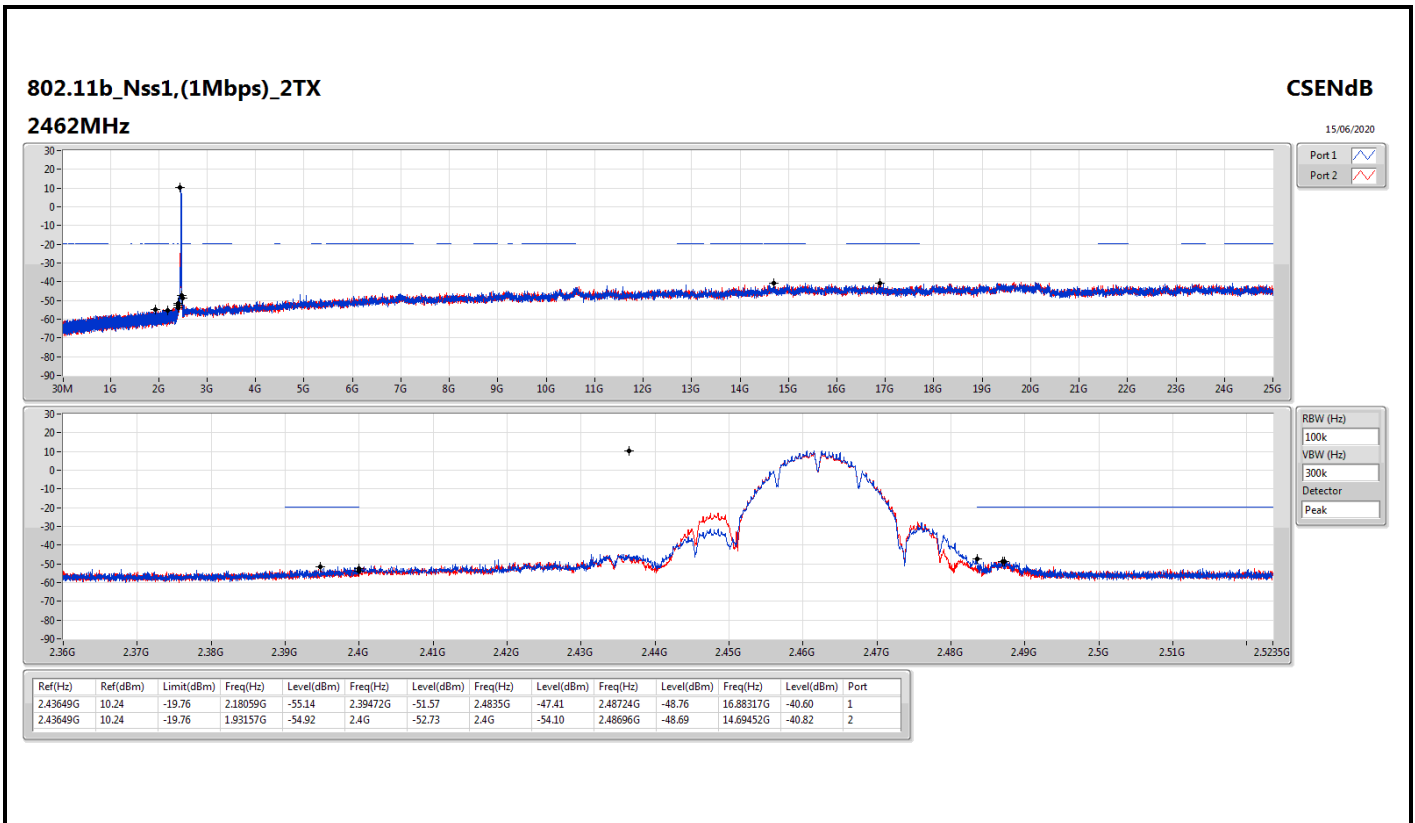
Mode	Result	Ref (Hz)	Ref (dBm)	Limit (dBm)	Freq (Hz)	Level (dBm)	Freq (Hz)	Level (dBm)	Freq (Hz)	Level (dBm)	Freq (Hz)	Level (dBm)	Freq (Hz)	Level (dBm)	Port
2.4-2.4835GHz	-	-	-	-	-	-	-	-	-	-	-	-	-	-	-
802.11b_Nss1,(1Mbps)_2TX	Pass	2.43649G	10.24	-19.76	2.07108G	-54.25	2.3985G	-23.93	2.4G	-29.85	2.48884G	-52.39	17.3889G	-40.52	2
802.11g_Nss1,(6Mbps)_2TX	Pass	2.43574G	7.24	-22.76	1.78303G	-55.34	2.39976G	-25.58	2.4G	-25.29	2.48544G	-52.42	15.24801G	-41.57	2
802.11n HT20_Nss1,(MCS0)_2TX	Pass	2.43574G	6.80	-23.20	2.01982G	-54.78	2.39954G	-23.53	2.4G	-25.17	2.48714G	-51.86	14.64395G	-40.84	2
802.11n HT40_Nss1,(MCS0)_2TX	Pass	2.43198G	1.26	-28.74	2.07697G	-55.85	2.39948G	-37.53	2.4G	-43.51	2.48358G	-47.07	23.17703G	-41.38	1

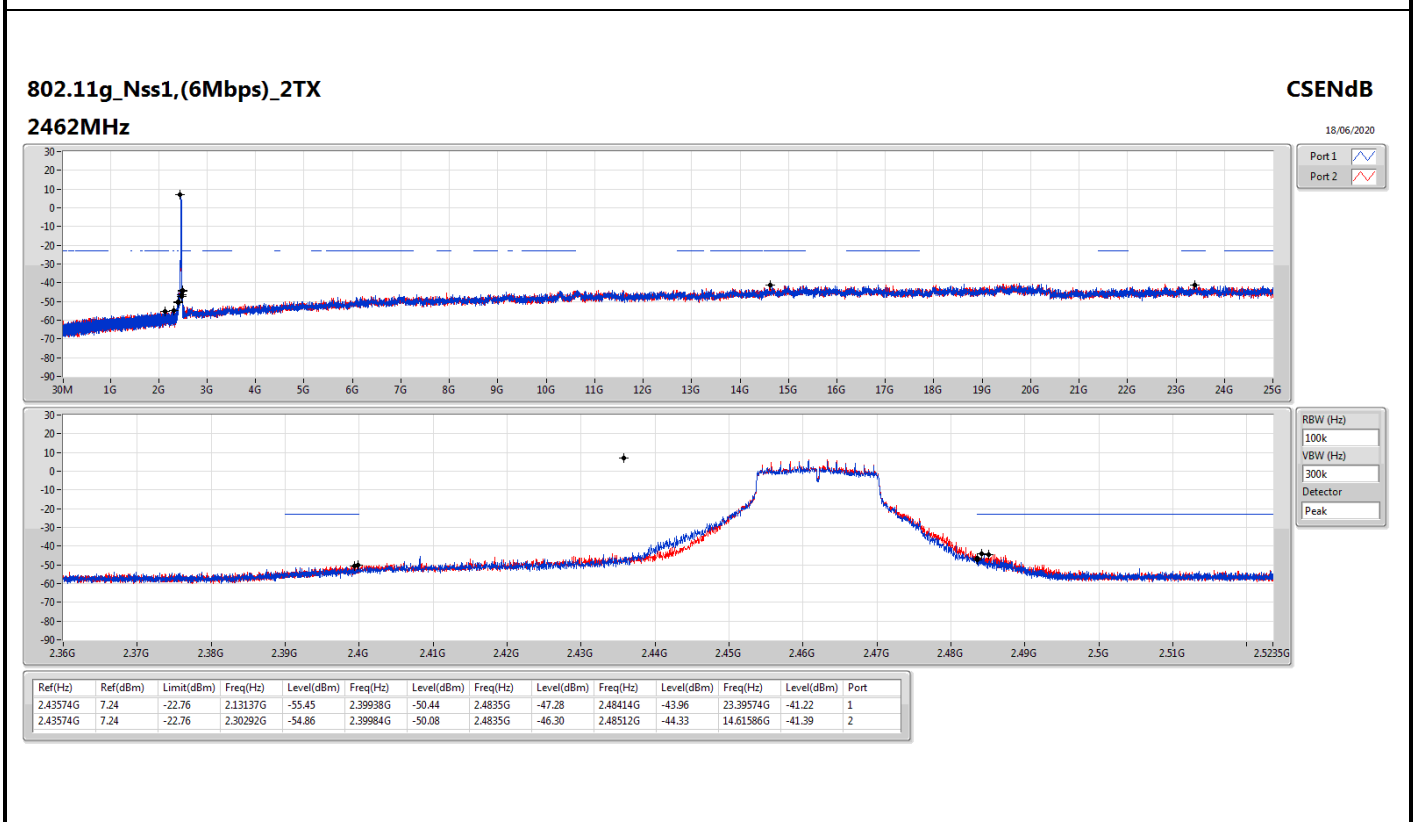
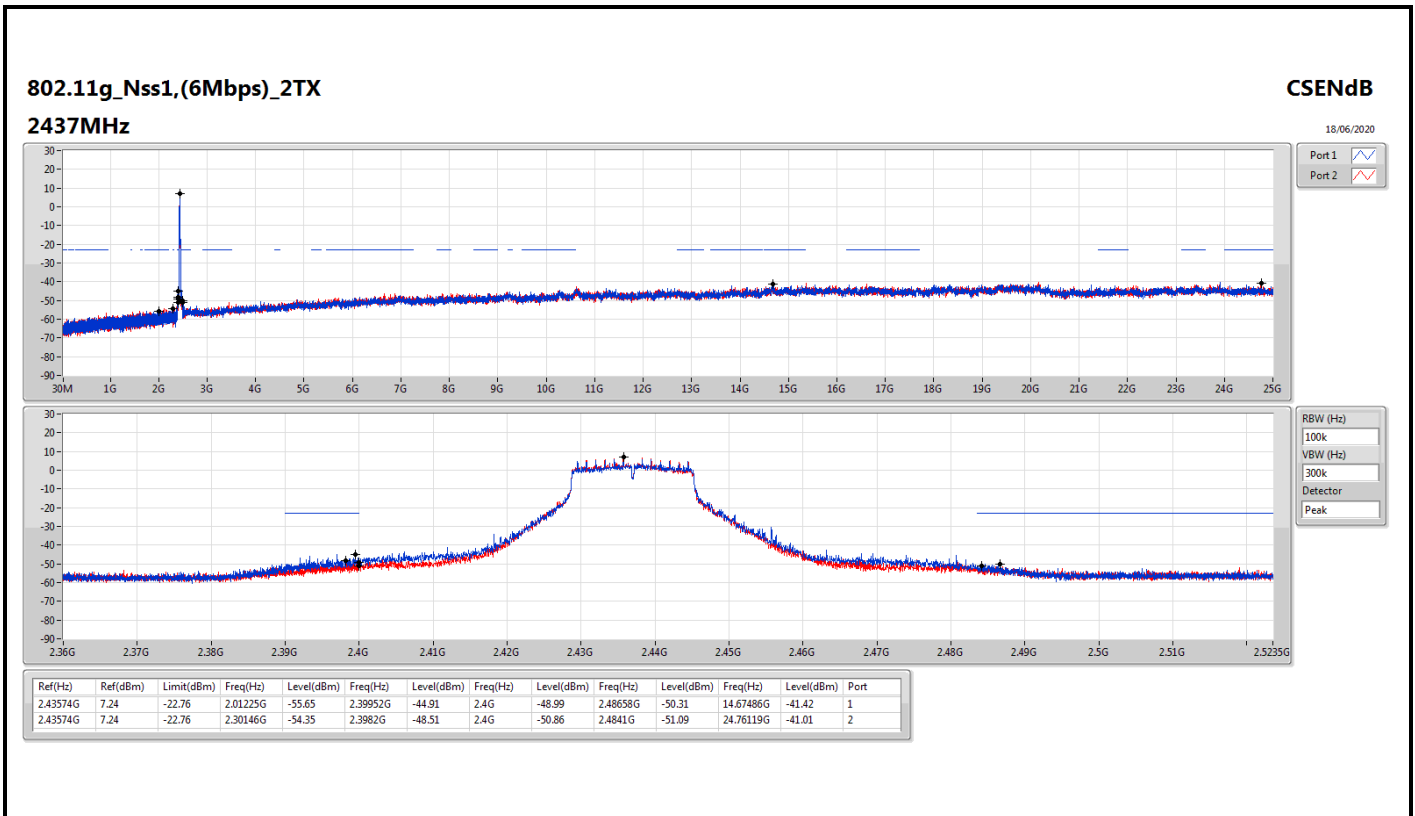


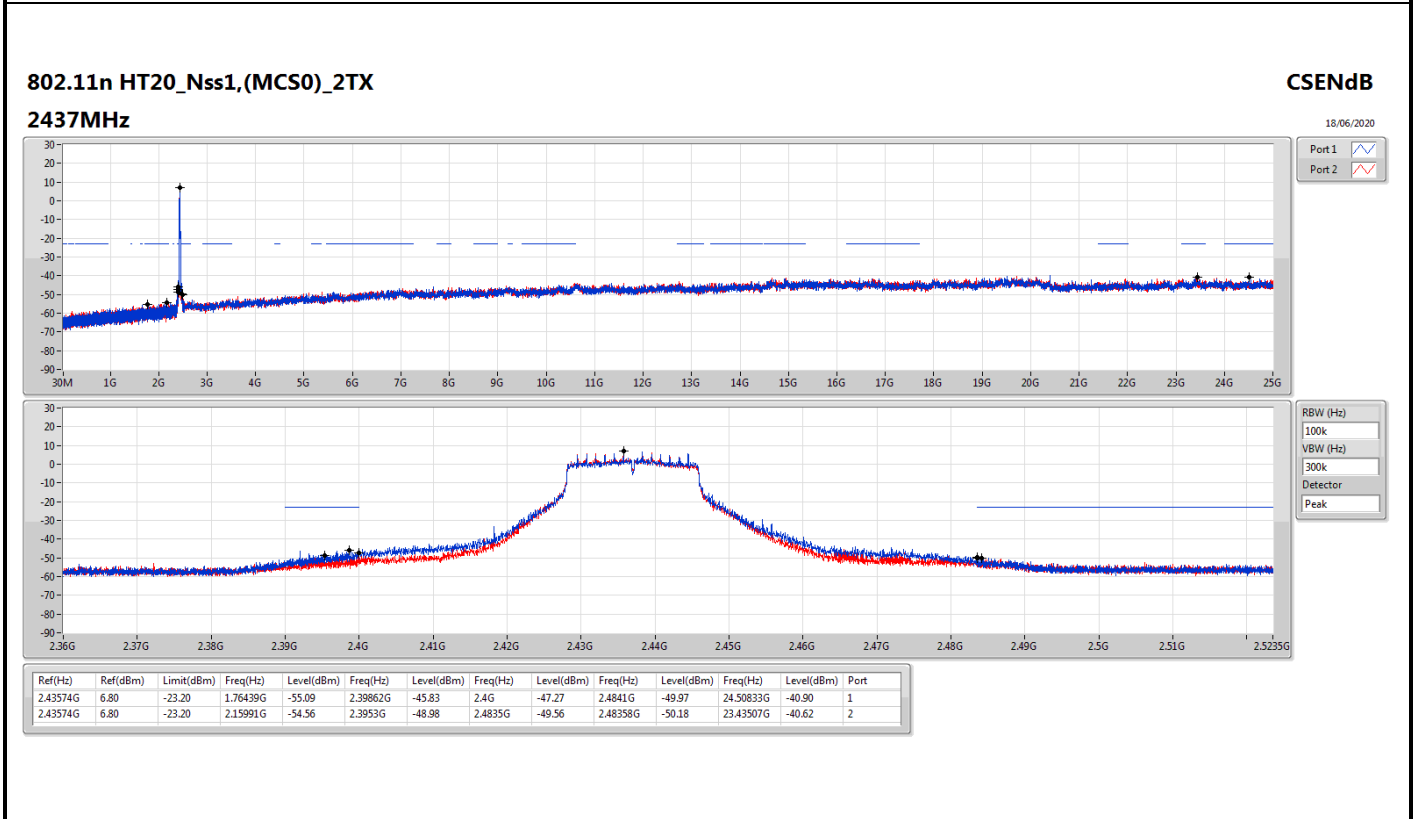
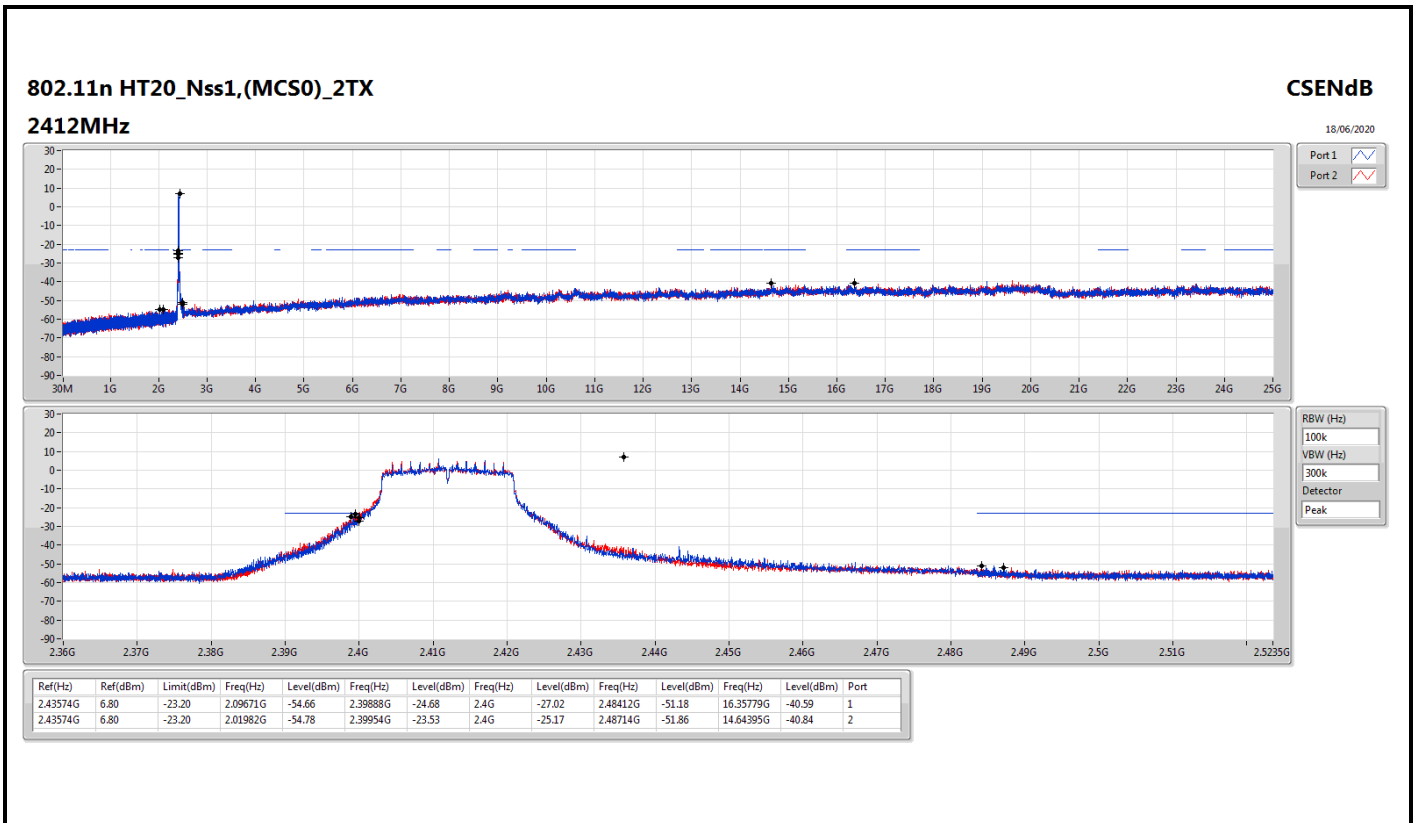
Result

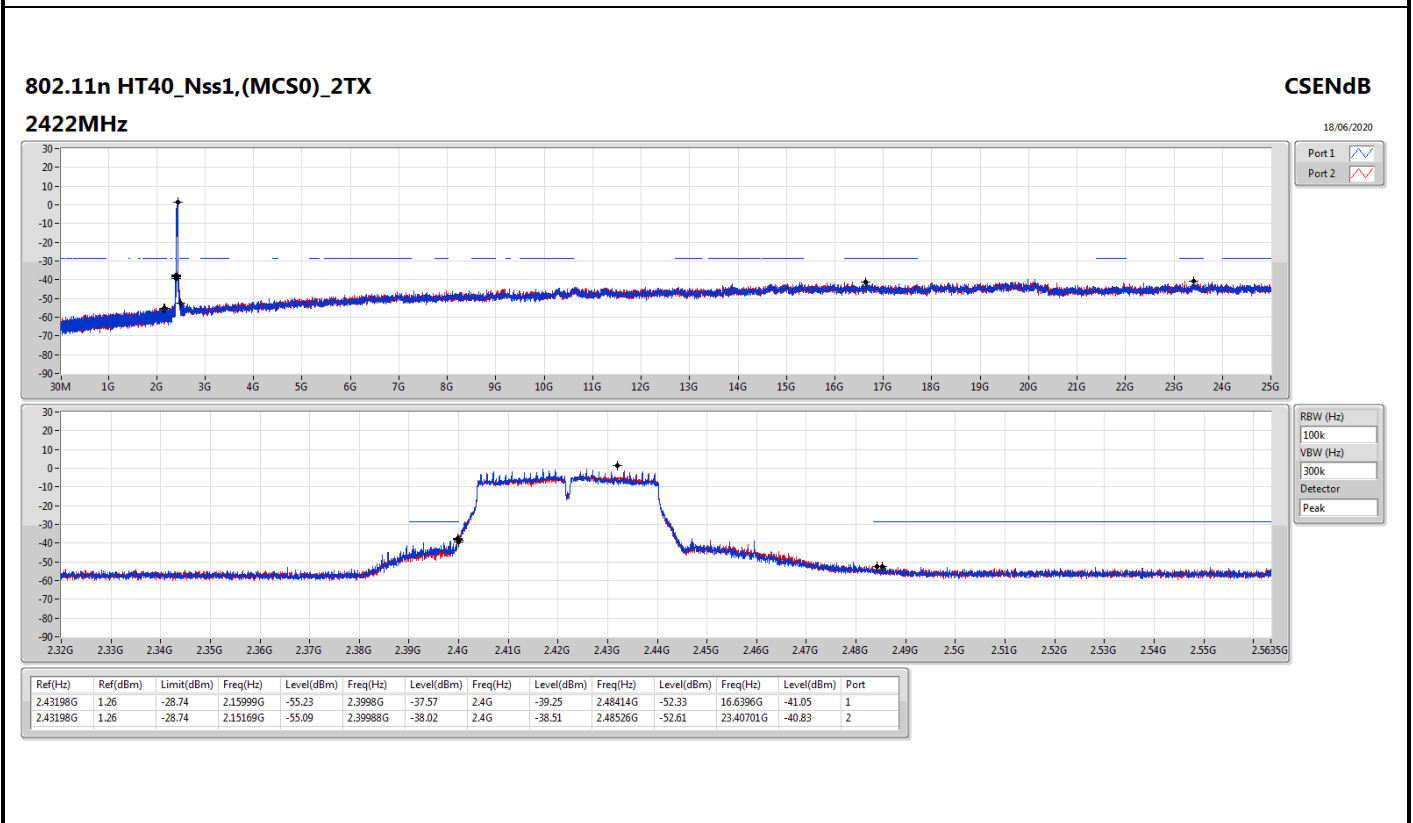
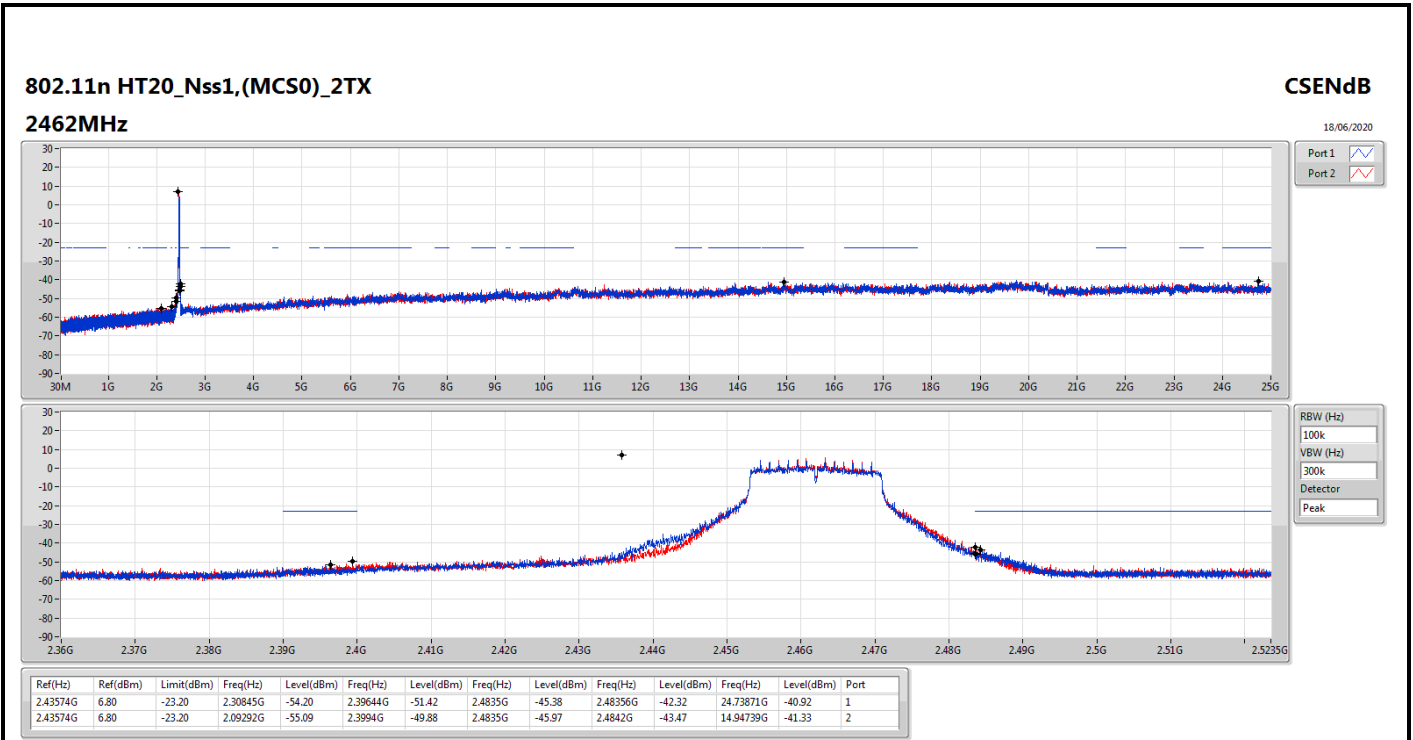
Mode	Result	Ref (Hz)	Ref (dBm)	Limit (dBm)	Freq (Hz)	Level (dBm)	Freq (Hz)	Level (dBm)	Freq (Hz)	Level (dBm)	Freq (Hz)	Level (dBm)	Freq (Hz)	Level (dBm)	Port
802.11b_Nss1,(1Mbps)_2TX	-	-	-	-	-	-	-	-	-	-	-	-	-	-	-
2412MHz	Pass	2.43649G	10.24	-19.76	2.14098G	-55.20	2.39752G	-28.56	2.4G	-40.10	2.48916G	-51.51	16.58536G	-40.89	1
2412MHz	Pass	2.43649G	10.24	-19.76	2.07108G	-54.25	2.3985G	-23.93	2.4G	-29.85	2.48884G	-52.39	17.3889G	-40.52	2
2437MHz	Pass	2.43649G	10.24	-19.76	2.13399G	-54.32	2.39602G	-49.74	2.4G	-52.75	2.48598G	-51.41	16.6275G	-40.53	1
2437MHz	Pass	2.43649G	10.24	-19.76	2.30903G	-54.56	2.39804G	-47.41	2.4G	-51.90	2.49752G	-51.70	14.9221G	-41.00	2
2462MHz	Pass	2.43649G	10.24	-19.76	2.18059G	-55.14	2.39472G	-51.57	2.4835G	-47.41	2.48724G	-48.76	16.88317G	-40.60	1
2462MHz	Pass	2.43649G	10.24	-19.76	1.93157G	-54.92	2.4G	-52.73	2.4G	-54.10	2.48696G	-48.69	14.69452G	-40.82	2
802.11g_Nss1,(6Mbps)_2TX	-	-	-	-	-	-	-	-	-	-	-	-	-	-	-
2412MHz	Pass	2.43574G	7.24	-22.76	2.30495G	-55.46	2.39984G	-27.21	2.4G	-27.38	2.4837G	-52.85	17.67828G	-40.71	1
2412MHz	Pass	2.43574G	7.24	-22.76	1.78303G	-55.34	2.39976G	-25.58	2.4G	-25.29	2.48544G	-52.42	15.24801G	-41.57	2
2437MHz	Pass	2.43574G	7.24	-22.76	2.01225G	-55.65	2.39952G	-44.91	2.4G	-48.99	2.48658G	-50.31	14.67486G	-41.42	1
2437MHz	Pass	2.43574G	7.24	-22.76	2.30146G	-54.35	2.3982G	-48.51	2.4G	-50.86	2.4841G	-51.09	24.76119G	-41.01	2
2462MHz	Pass	2.43574G	7.24	-22.76	2.13137G	-55.45	2.39938G	-50.44	2.4835G	-47.28	2.48414G	-43.96	23.39574G	-41.22	1
2462MHz	Pass	2.43574G	7.24	-22.76	2.30292G	-54.86	2.39984G	-50.08	2.4835G	-46.30	2.48512G	-44.33	14.61586G	-41.39	2
802.11n HT20_Nss1,(MCS0)_2TX	-	-	-	-	-	-	-	-	-	-	-	-	-	-	-
2412MHz	Pass	2.43574G	6.80	-23.20	2.09671G	-54.66	2.39888G	-24.68	2.4G	-27.02	2.48412G	-51.18	16.35779G	-40.59	1
2412MHz	Pass	2.43574G	6.80	-23.20	2.01982G	-54.78	2.39954G	-23.53	2.4G	-25.17	2.48714G	-51.86	14.64395G	-40.84	2
2437MHz	Pass	2.43574G	6.80	-23.20	1.76439G	-55.09	2.39862G	-45.83	2.4G	-47.27	2.4841G	-49.97	24.50833G	-40.90	1
2437MHz	Pass	2.43574G	6.80	-23.20	2.15991G	-54.56	2.3953G	-48.98	2.4835G	-49.56	2.48358G	-50.18	23.43507G	-40.62	2
2462MHz	Pass	2.43574G	6.80	-23.20	2.30845G	-54.20	2.39644G	-51.42	2.4835G	-45.38	2.48356G	-42.32	24.73871G	-40.92	1
2462MHz	Pass	2.43574G	6.80	-23.20	2.09292G	-55.09	2.3994G	-49.88	2.4835G	-45.97	2.4842G	-43.47	14.94739G	-41.33	2
802.11n HT40_Nss1,(MCS0)_2TX	-	-	-	-	-	-	-	-	-	-	-	-	-	-	-
2422MHz	Pass	2.43198G	1.26	-28.74	2.15999G	-55.23	2.3998G	-37.57	2.4G	-39.25	2.48414G	-52.33	16.6396G	-41.05	1
2422MHz	Pass	2.43198G	1.26	-28.74	2.15169G	-55.09	2.39988G	-38.02	2.4G	-38.51	2.48526G	-52.61	23.40701G	-40.83	2
2437MHz	Pass	2.43198G	1.26	-28.74	2.07697G	-55.85	2.39948G	-37.53	2.4G	-43.51	2.48358G	-47.07	23.17703G	-41.38	1
2437MHz	Pass	2.43198G	1.26	-28.74	2.12535G	-54.97	2.39952G	-38.65	2.4G	-46.12	2.48354G	-47.53	16.60034G	-40.94	2
2452MHz	Pass	2.43198G	1.26	-28.74	2.14024G	-52.98	2.39952G	-47.33	2.4835G	-48.84	2.48446G	-44.56	14.64836G	-41.31	1
2452MHz	Pass	2.43198G	1.26	-28.74	2.30082G	-54.79	2.3998G	-50.59	2.4835G	-44.14	2.4895G	-42.31	16.24416G	-41.42	2

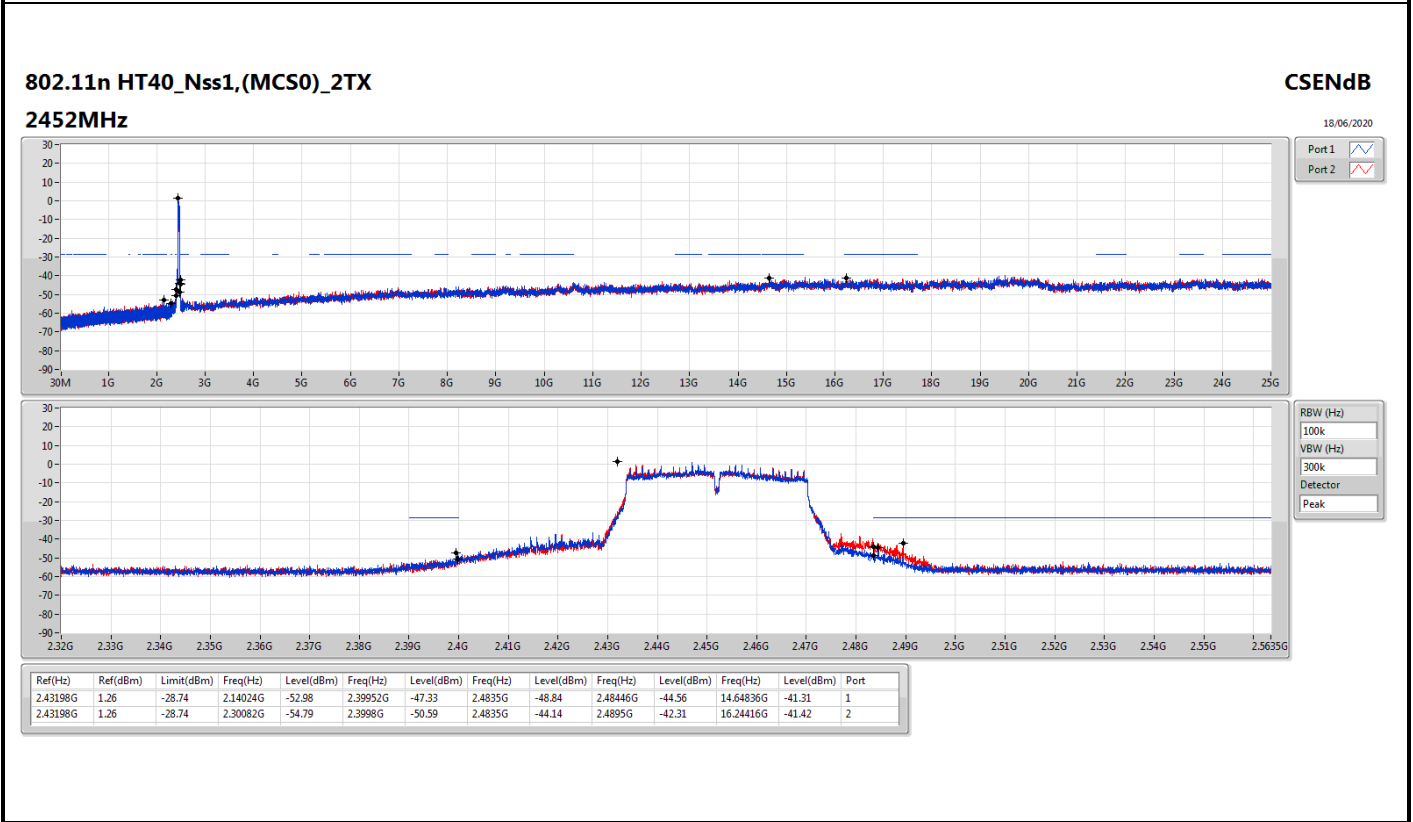
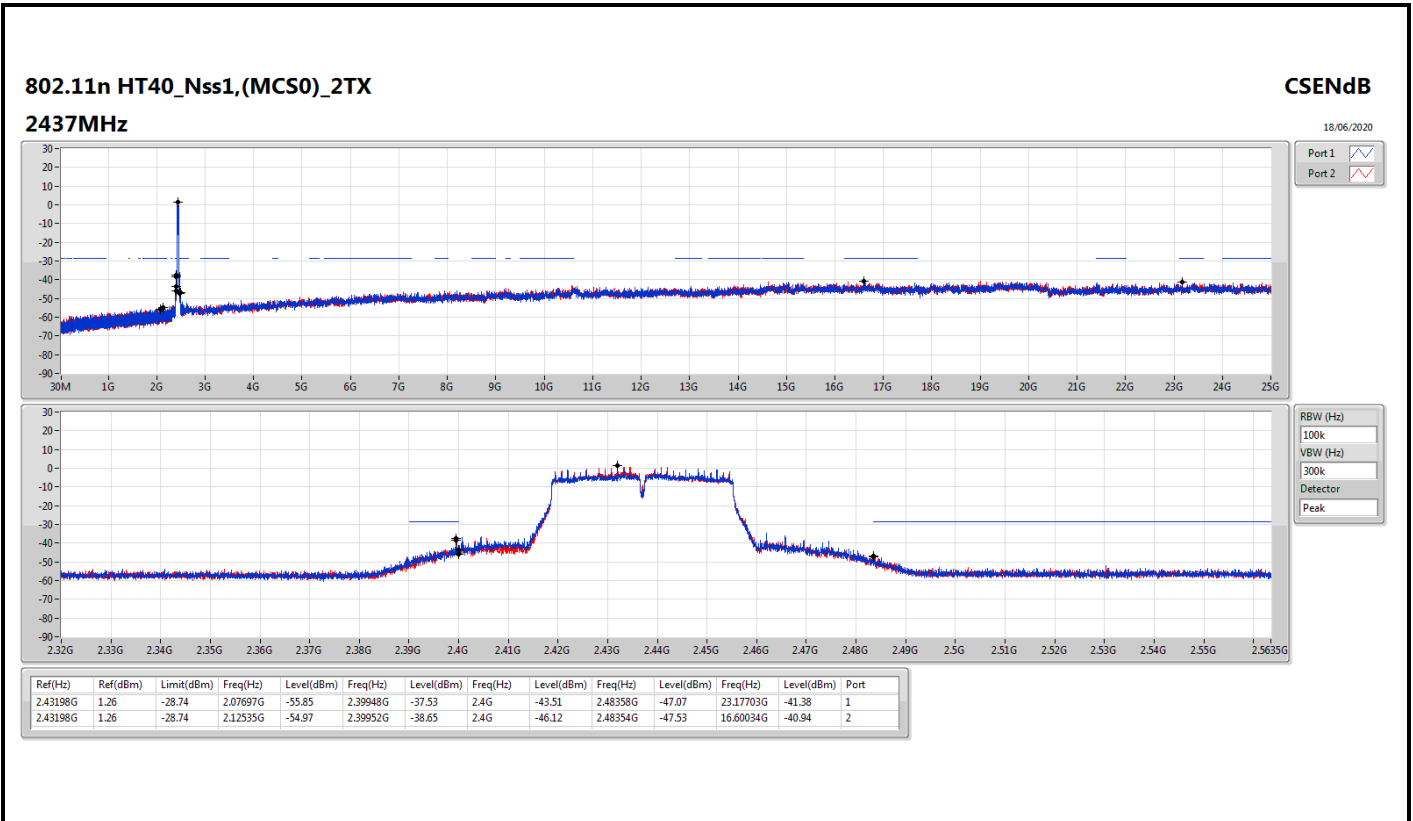














Summary

Mode	Result	Type	Freq (Hz)	Level (dBuV/m)	Limit (dBuV/m)	Margin (dB)	Dist (m)	Condition	Azimuth (°)	Height (m)	Comments
2.4-2.4835GHz	-	-	-	-	-	-	-	-	-	-	-
802.11n HT40_Nss1,(MCS0)_2TX	Pass	QP	41.64M	36.91	40.00	-3.09	3	Vertical	218	1.74	-



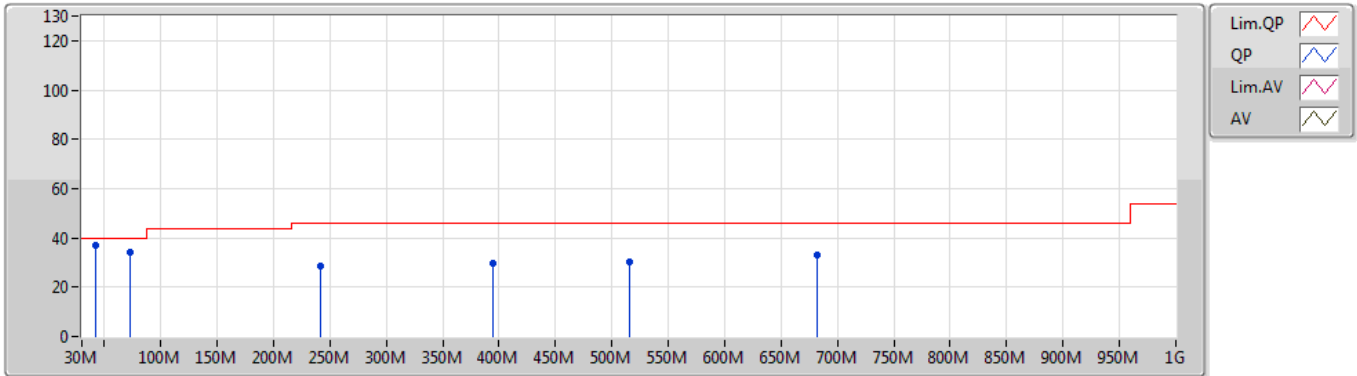
Result

Mode	Result	Type	Freq (Hz)	Level (dBuV/m)	Limit (dBuV/m)	Margin (dB)	Dist (m)	Condition	Azimuth (°)	Height (m)	Comments
802.11n HT40_Nss1_(MCS0)_2TX	-	-	-	-	-	-	-	-	-	-	-
2437MHz	Pass	PK	72.68M	34.03	40.00	-5.97	3	Vertical	360	1.00	-
2437MHz	Pass	PK	241.46M	28.77	46.00	-17.23	3	Vertical	360	1.00	-
2437MHz	Pass	PK	394.72M	29.66	46.00	-16.34	3	Vertical	360	1.00	-
2437MHz	Pass	PK	515M	30.17	46.00	-15.83	3	Vertical	360	1.00	-
2437MHz	Pass	PK	681.84M	32.91	46.00	-13.09	3	Vertical	360	1.00	-
2437MHz	Pass	QP	41.64M	36.91	40.00	-3.09	3	Vertical	218	1.74	-
2437MHz	Pass	PK	148.34M	31.27	43.50	-12.23	3	Horizontal	0	1.00	-
2437MHz	Pass	PK	239.52M	32.92	46.00	-13.08	3	Horizontal	0	1.00	-
2437MHz	Pass	PK	258.92M	32.63	46.00	-13.37	3	Horizontal	0	1.00	-
2437MHz	Pass	PK	386.96M	32.16	46.00	-13.84	3	Horizontal	0	1.00	-
2437MHz	Pass	PK	588.72M	32.86	46.00	-13.14	3	Horizontal	0	1.00	-
2437MHz	Pass	QP	41.64M	30.53	40.00	-9.47	3	Horizontal	246	2.91	-
2437MHz	Pass	PK	72.68M	34.08	40.00	-5.92	3	Vertical	0	1.00	-
2437MHz	Pass	PK	291.9M	29.37	46.00	-16.63	3	Vertical	0	1.00	-
2437MHz	Pass	PK	342.34M	27.94	46.00	-18.06	3	Vertical	0	1.00	-
2437MHz	Pass	PK	553.8M	32.33	46.00	-13.67	3	Vertical	0	1.00	-
2437MHz	Pass	PK	615.88M	33.78	46.00	-12.22	3	Vertical	0	1.00	-
2437MHz	Pass	QP	41.64M	35.64	40.00	-4.36	3	Vertical	320	2.30	-
2437MHz	Pass	PK	146.4M	32.84	43.50	-10.66	3	Horizontal	360	1.00	-
2437MHz	Pass	PK	291.9M	33.61	46.00	-12.39	3	Horizontal	360	1.00	-
2437MHz	Pass	PK	326.82M	31.19	46.00	-14.81	3	Horizontal	360	1.00	-
2437MHz	Pass	PK	398.6M	32.18	46.00	-13.82	3	Horizontal	360	1.00	-
2437MHz	Pass	PK	540.22M	31.43	46.00	-14.57	3	Horizontal	360	1.00	-
2437MHz	Pass	QP	37.76M	34.10	40.00	-5.90	3	Horizontal	274	1.40	-
2437MHz	Pass	PK	70.74M	33.87	40.00	-6.13	3	Vertical	0	1.00	-
2437MHz	Pass	PK	191.02M	27.36	43.50	-16.14	3	Vertical	0	1.00	-
2437MHz	Pass	PK	328.76M	28.85	46.00	-17.15	3	Vertical	0	1.00	-
2437MHz	Pass	PK	487.84M	29.49	46.00	-16.51	3	Vertical	0	1.00	-
2437MHz	Pass	PK	586.78M	32.88	46.00	-13.12	3	Vertical	0	1.00	-
2437MHz	Pass	QP	41.64M	36.70	40.00	-3.30	3	Vertical	20	1.00	-
2437MHz	Pass	PK	148.34M	32.77	43.50	-10.73	3	Horizontal	360	1.00	-
2437MHz	Pass	PK	291.9M	31.67	46.00	-14.33	3	Horizontal	360	1.00	-
2437MHz	Pass	PK	303.54M	31.69	46.00	-14.31	3	Horizontal	360	1.00	-
2437MHz	Pass	PK	408.3M	29.93	46.00	-16.07	3	Horizontal	360	1.00	-
2437MHz	Pass	PK	579.02M	32.08	46.00	-13.92	3	Horizontal	360	1.00	-
2437MHz	Pass	QP	37.76M	34.00	40.00	-6.00	3	Horizontal	196	2.46	-
2437MHz	Pass	PK	125.06M	32.80	43.50	-10.70	3	Vertical	0	1.00	-
2437MHz	Pass	PK	272.5M	33.60	46.00	-12.40	3	Vertical	0	1.00	-
2437MHz	Pass	PK	311.3M	28.65	46.00	-17.35	3	Vertical	0	1.00	-
2437MHz	Pass	PK	497.54M	28.98	46.00	-17.02	3	Vertical	0	1.00	-
2437MHz	Pass	PK	553.8M	32.04	46.00	-13.96	3	Vertical	0	1.00	-
2437MHz	Pass	QP	53.28M	33.44	40.00	-6.56	3	Vertical	307	1.06	-
2437MHz	Pass	PK	45.52M	30.50	40.00	-9.50	3	Horizontal	360	1.00	-
2437MHz	Pass	PK	119.24M	34.39	43.50	-9.11	3	Horizontal	360	1.00	-
2437MHz	Pass	PK	237.58M	32.97	46.00	-13.03	3	Horizontal	360	1.00	-
2437MHz	Pass	PK	311.3M	32.57	46.00	-13.43	3	Horizontal	360	1.00	-
2437MHz	Pass	PK	485.9M	29.77	46.00	-16.23	3	Horizontal	360	1.00	-
2437MHz	Pass	PK	555.74M	33.68	46.00	-12.32	3	Horizontal	360	1.00	-
2437MHz	Pass	PK	90.14M	26.70	43.50	-16.80	3	Vertical	0	3.00	-
2437MHz	Pass	PK	127M	29.70	43.50	-13.80	3	Vertical	0	3.00	-
2437MHz	Pass	PK	416.06M	29.35	46.00	-16.65	3	Vertical	0	3.00	-
2437MHz	Pass	PK	466.5M	29.32	46.00	-16.68	3	Vertical	0	3.00	-
2437MHz	Pass	PK	569.32M	31.51	46.00	-14.49	3	Vertical	0	3.00	-
2437MHz	Pass	QP	51.34M	29.64	40.00	-10.36	3	Vertical	325	1.00	-
2437MHz	Pass	PK	90.14M	31.03	43.50	-12.47	3	Horizontal	0	1.00	-
2437MHz	Pass	PK	123.12M	32.68	43.50	-10.82	3	Horizontal	0	1.00	-
2437MHz	Pass	PK	321M	29.51	46.00	-16.49	3	Horizontal	0	1.00	-
2437MHz	Pass	PK	449.04M	31.16	46.00	-14.84	3	Horizontal	0	1.00	-
2437MHz	Pass	PK	668.26M	34.59	46.00	-11.41	3	Horizontal	0	1.00	-
2437MHz	Pass	QP	49.4M	33.96	40.00	-6.04	3	Horizontal	178	1.50	-

802.11n HT40_Nss1,(MCS0)_2TX

21/07/2020

2437MHz_WLC+EXT Battery+Adapter

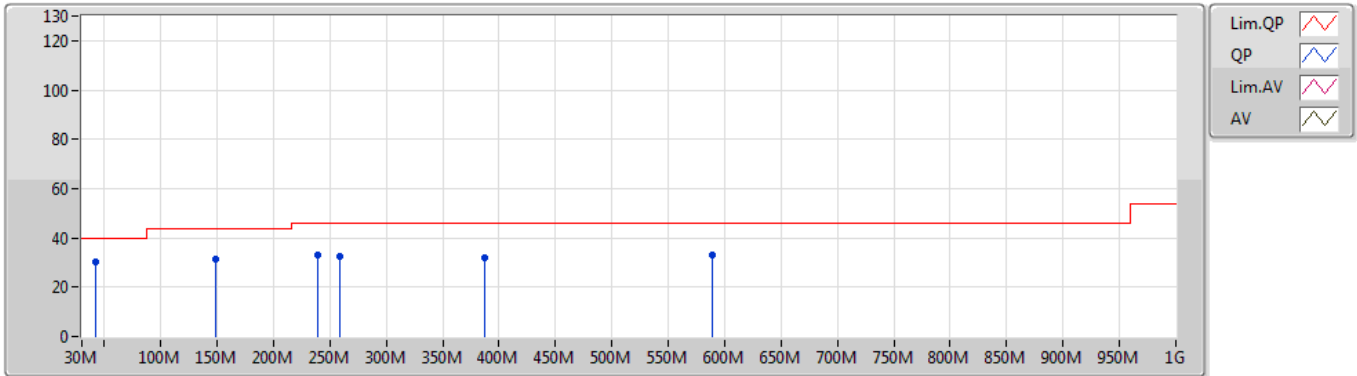


Type	Freq (Hz)	Level (dBuV/m)	Limit (dBuV/m)	Margin (dB)	Factor (dB)	Dist (m)	Condition	Azimuth (°)	Height (m)	Comment	Raw (dBuV)	AF (dB)	CL (dB)	PA (dB)
PK	72.68M	34.03	40.00	-5.97	-15.05	3	Vertical	360	1.00	-	49.08	11.52	1.26	27.83
PK	241.46M	28.77	46.00	-17.23	-8.11	3	Vertical	360	1.00	-	36.88	16.62	2.36	27.09
PK	394.72M	29.66	46.00	-16.34	-3.84	3	Vertical	360	1.00	-	33.50	20.79	3.06	27.69
PK	515M	30.17	46.00	-15.83	-2.05	3	Vertical	360	1.00	-	32.22	22.69	3.56	28.30
PK	681.84M	32.91	46.00	-13.09	0.04	3	Vertical	360	1.00	-	32.87	24.08	4.13	28.17
QP	41.64M	36.91	40.00	-3.09	-9.51	3	Vertical	218	1.74	-	46.42	16.99	0.94	27.44

802.11n HT40_Nss1,(MCS0)_2TX

21/07/2020

2437MHz_WLC+EXT Battery+Adapter

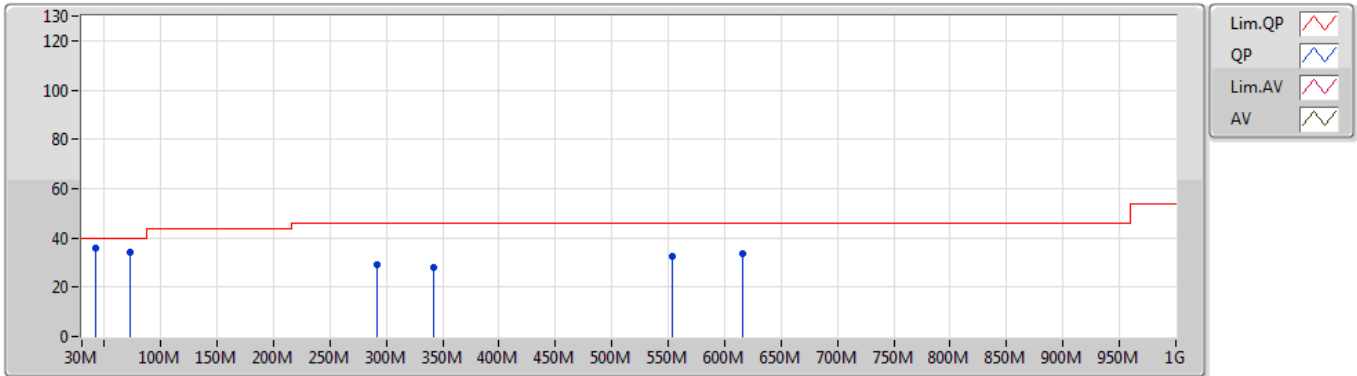


Type	Freq (Hz)	Level (dBuV/m)	Limit (dBuV/m)	Margin (dB)	Factor (dB)	Dist (m)	Condition	Azimuth (°)	Height (m)	Comment	Raw (dBuV)	AF (dB)	CL (dB)	PA (dB)
PK	148.34M	31.27	43.50	-12.23	-10.12	3	Horizontal	0	1.00	-	41.39	15.67	1.80	27.59
PK	239.52M	32.92	46.00	-13.08	-8.33	3	Horizontal	0	1.00	-	41.25	16.42	2.35	27.10
PK	258.92M	32.63	46.00	-13.37	-6.05	3	Horizontal	0	1.00	-	38.68	18.55	2.45	27.05
PK	386.96M	32.16	46.00	-13.84	-4.17	3	Horizontal	0	1.00	-	36.33	20.42	3.03	27.62
PK	588.72M	32.86	46.00	-13.14	-0.58	3	Horizontal	0	1.00	-	33.44	23.92	3.83	28.33
QP	41.64M	30.53	40.00	-9.47	-9.51	3	Horizontal	246	2.91	-	40.04	16.99	0.94	27.44

802.11n HT40_Nss1,(MCS0)_2TX

22/07/2020

2437MHz_Wired+EXT Battery+Adapter

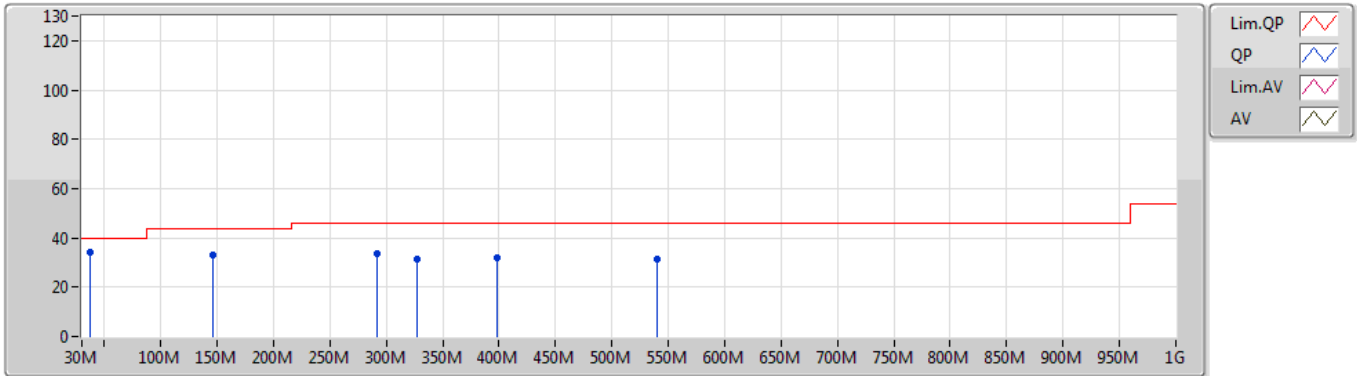


Type	Freq (Hz)	Level (dBuV/m)	Limit (dBuV/m)	Margin (dB)	Factor (dB)	Dist (m)	Condition	Azimuth (°)	Height (m)	Comment	Raw (dBuV)	AF (dB)	CL (dB)	PA (dB)
PK	72.68M	34.08	40.00	-5.92	-15.05	3	Vertical	0	1.00	-	49.13	11.52	1.26	27.83
PK	291.9M	29.37	46.00	-16.63	-6.20	3	Vertical	0	1.00	-	35.57	18.22	2.62	27.04
PK	342.34M	27.94	46.00	-18.06	-5.24	3	Vertical	0	1.00	-	33.18	19.20	2.84	27.28
PK	553.8M	32.33	46.00	-13.67	-0.65	3	Vertical	0	1.00	-	32.98	24.05	3.66	28.36
PK	615.88M	33.78	46.00	-12.22	-0.29	3	Vertical	0	1.00	-	34.07	24.09	3.93	28.31
QP	41.64M	35.64	40.00	-4.36	-9.51	3	Vertical	320	2.30	-	45.15	16.99	0.94	27.44

802.11n HT40_Nss1,(MCS0)_2TX

22/07/2020

2437MHz_Wired+EXT Battery+Adapter

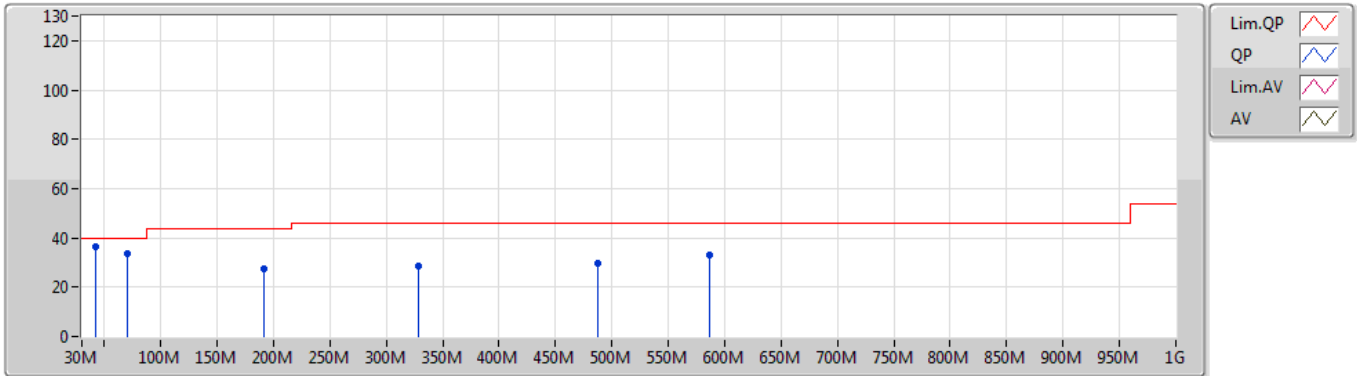


Type	Freq (Hz)	Level (dBuV/m)	Limit (dBuV/m)	Margin (dB)	Factor (dB)	Dist (m)	Condition	Azimuth (°)	Height (m)	Comment	Raw (dBuV)	AF (dB)	CL (dB)	PA (dB)
PK	146.4M	32.84	43.50	-10.66	-10.13	3	Horizontal	360	1.00	-	42.97	15.67	1.79	27.59
PK	291.9M	33.61	46.00	-12.39	-6.20	3	Horizontal	360	1.00	-	39.81	18.22	2.62	27.04
PK	326.82M	31.19	46.00	-14.81	-5.66	3	Horizontal	360	1.00	-	36.85	18.76	2.77	27.19
PK	398.6M	32.18	46.00	-13.82	-3.70	3	Horizontal	360	1.00	-	35.88	20.95	3.07	27.72
PK	540.22M	31.43	46.00	-14.57	-1.24	3	Horizontal	360	1.00	-	32.67	23.48	3.62	28.34
QP	37.76M	34.10	40.00	-5.90	-7.23	3	Horizontal	274	1.40	-	41.33	19.03	0.89	27.15

802.11n HT40_Nss1,(MCS0)_2TX

22/07/2020

2437MHz_Gun+EXT Battery+Adapter

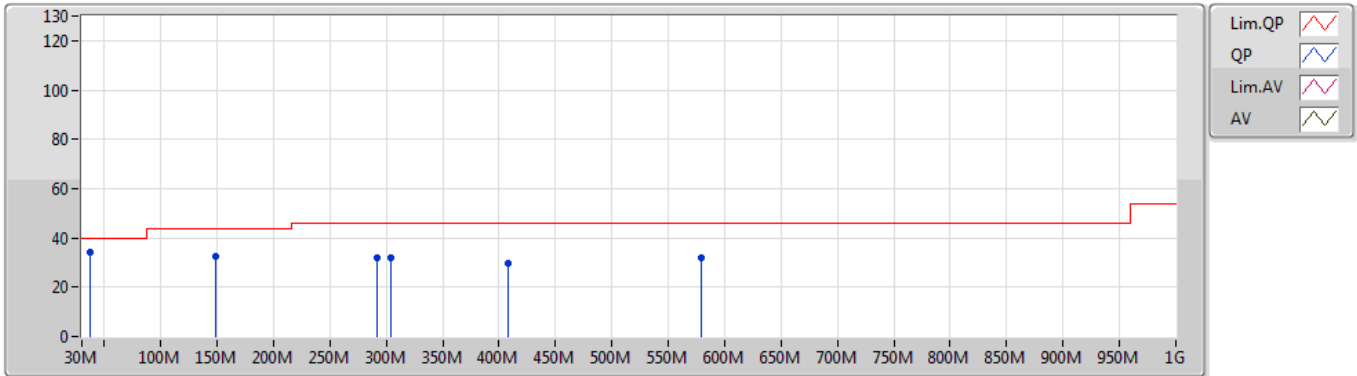


Type	Freq (Hz)	Level (dBuV/m)	Limit (dBuV/m)	Margin (dB)	Factor (dB)	Dist (m)	Condition	Azimuth (°)	Height (m)	Comment	Raw (dBuV)	AF (dB)	CL (dB)	PA (dB)
PK	70.74M	33.87	40.00	-6.13	-15.11	3	Vertical	0	1.00	-	48.98	11.49	1.24	27.84
PK	191.02M	27.36	43.50	-16.14	-11.13	3	Vertical	0	1.00	-	38.49	14.15	2.08	27.36
PK	328.76M	28.85	46.00	-17.15	-5.64	3	Vertical	0	1.00	-	34.49	18.78	2.78	27.20
PK	487.84M	29.49	46.00	-16.51	-1.94	3	Vertical	0	1.00	-	31.43	22.83	3.46	28.23
PK	586.78M	32.88	46.00	-13.12	-0.59	3	Vertical	0	1.00	-	33.47	23.92	3.82	28.33
QP	41.64M	36.70	40.00	-3.30	-9.51	3	Vertical	20	1.00	-	46.21	16.99	0.94	27.44

802.11n HT40_Nss1,(MCS0)_2TX

22/07/2020

2437MHz_Gun+EXT Battery+Adapter

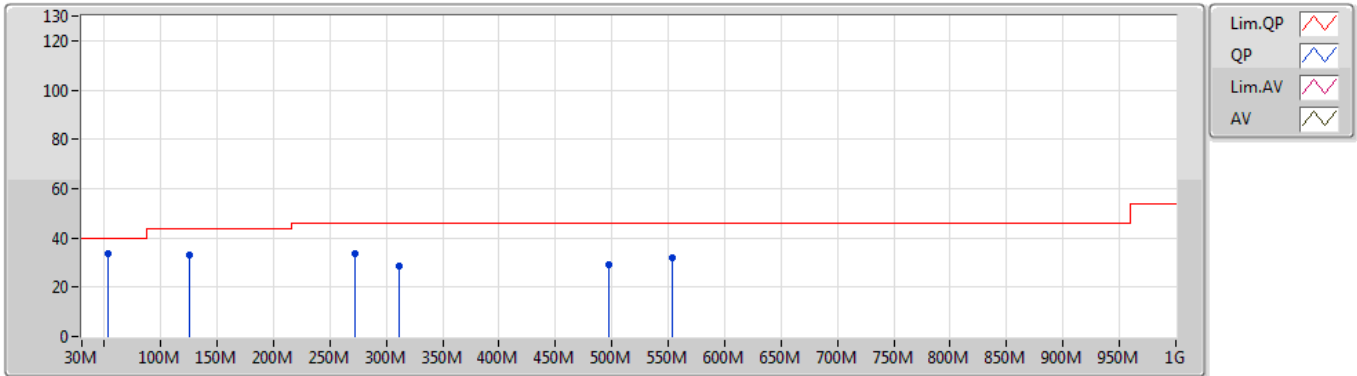


Type	Freq (Hz)	Level (dBuV/m)	Limit (dBuV/m)	Margin (dB)	Factor (dB)	Dist (m)	Condition	Azimuth (°)	Height (m)	Comment	Raw (dBuV)	AF (dB)	CL (dB)	PA (dB)
PK	148.34M	32.77	43.50	-10.73	-10.12	3	Horizontal	360	1.00	-	42.89	15.67	1.80	27.59
PK	291.9M	31.67	46.00	-14.33	-6.20	3	Horizontal	360	1.00	-	37.87	18.22	2.62	27.04
PK	303.54M	31.69	46.00	-14.31	-5.88	3	Horizontal	360	1.00	-	37.57	18.51	2.67	27.06
PK	408.3M	29.93	46.00	-16.07	-3.25	3	Horizontal	360	1.00	-	33.18	21.43	3.11	27.79
PK	579.02M	32.08	46.00	-13.92	-0.86	3	Horizontal	360	1.00	-	32.94	23.69	3.79	28.34
QP	37.76M	34.00	40.00	-6.00	-7.23	3	Horizontal	196	2.46	-	41.23	19.03	0.89	27.15

802.11n HT40_Nss1,(MCS0)_2TX

22/07/2020

2437MHz_Gun+EXT Battery+USB

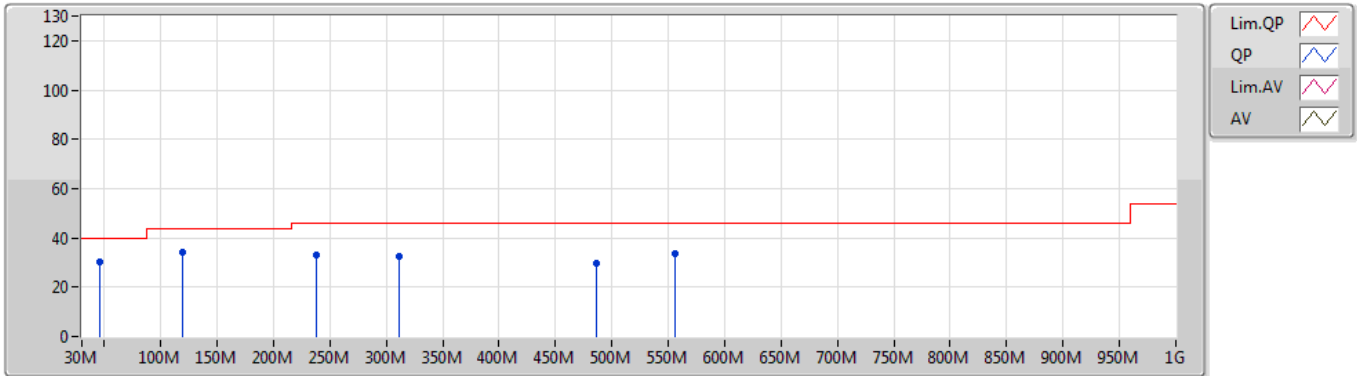


Type	Freq (Hz)	Level (dBuV/m)	Limit (dBuV/m)	Margin (dB)	Factor (dB)	Dist (m)	Condition	Azimuth (°)	Height (m)	Comment	Raw (dBuV)	AF (dB)	CL (dB)	PA (dB)
PK	125.06M	32.80	43.50	-10.70	-8.83	3	Vertical	0	1.00	-	41.63	17.20	1.66	27.69
PK	272.5M	33.60	46.00	-12.40	-6.43	3	Vertical	0	1.00	-	40.03	18.10	2.52	27.05
PK	311.3M	28.65	46.00	-17.35	-5.70	3	Vertical	0	1.00	-	34.35	18.69	2.71	27.10
PK	497.54M	28.98	46.00	-17.02	-2.00	3	Vertical	0	1.00	-	30.98	22.76	3.51	28.27
PK	553.8M	32.04	46.00	-13.96	-0.65	3	Vertical	0	1.00	-	32.69	24.05	3.66	28.36
QP	53.28M	33.44	40.00	-6.56	-14.45	3	Vertical	307	1.06	-	47.89	12.24	1.07	27.76

802.11n HT40_Nss1,(MCS0)_2TX

22/07/2020

2437MHz_Gun+EXT Battery+USB

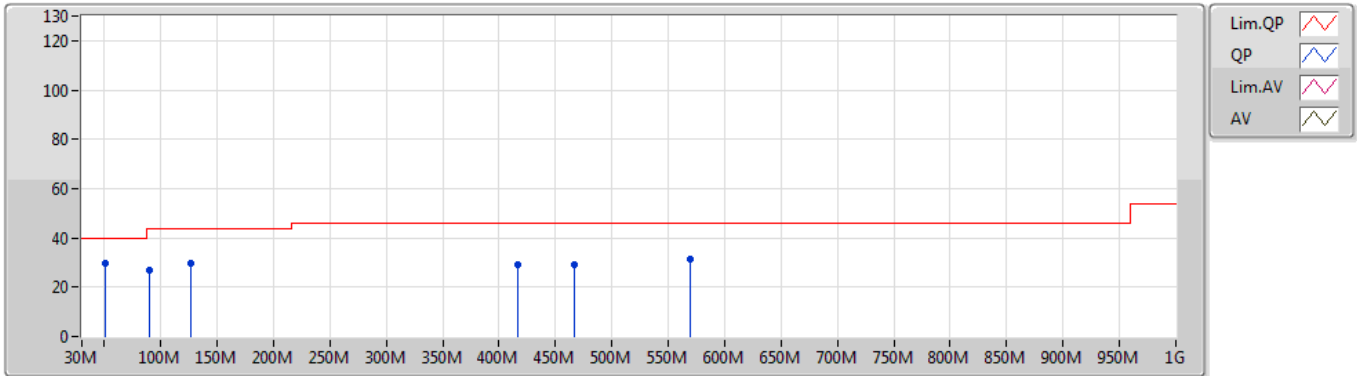


Type	Freq (Hz)	Level (dBuV/m)	Limit (dBuV/m)	Margin (dB)	Factor (dB)	Dist (m)	Condition	Azimuth (°)	Height (m)	Comment	Raw (dBuV)	AF (dB)	CL (dB)	PA (dB)
PK	45.52M	30.50	40.00	-9.50	-11.56	3	Horizontal	360	1.00	-	42.06	15.06	0.99	27.61
PK	119.24M	34.39	43.50	-9.11	-8.81	3	Horizontal	360	1.00	-	43.20	17.28	1.62	27.71
PK	237.58M	32.97	46.00	-13.03	-8.58	3	Horizontal	360	1.00	-	41.55	16.19	2.34	27.11
PK	311.3M	32.57	46.00	-13.43	-5.70	3	Horizontal	360	1.00	-	38.27	18.69	2.71	27.10
PK	485.9M	29.77	46.00	-16.23	-1.93	3	Horizontal	360	1.00	-	31.70	22.84	3.45	28.22
PK	555.74M	33.68	46.00	-12.32	-0.65	3	Horizontal	360	1.00	-	34.33	24.04	3.67	28.36

802.11n HT40_Nss1,(MCS0)_2TX

08/09/2020

2437MHz_WLC Gun+EXT Battery+Adapter

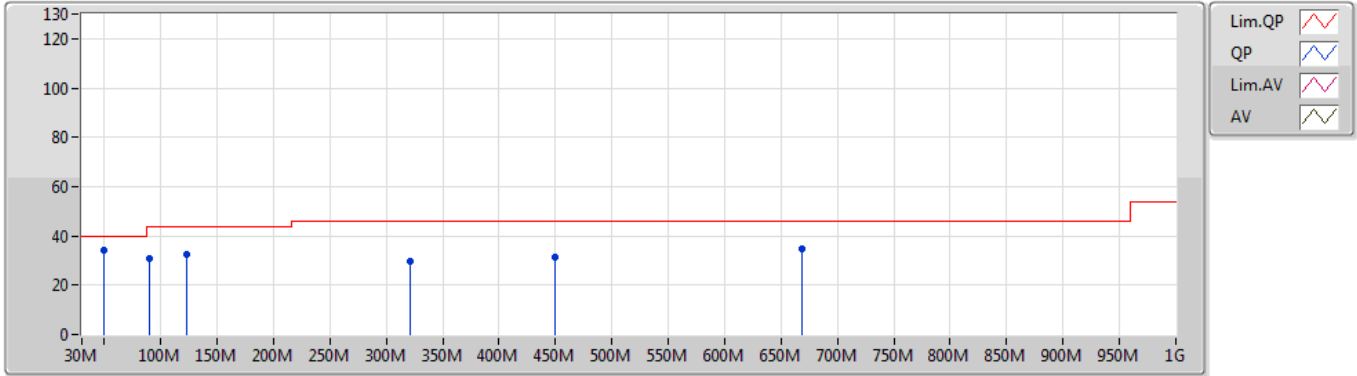


Type	Freq (Hz)	Level (dBuV/m)	Limit (dBuV/m)	Margin (dB)	Factor (dB)	Dist (m)	Condition	Azimuth (°)	Height (m)	Comment	Raw (dBuV)	AF (dB)	CL (dB)	PA (dB)
PK	90.14M	26.70	43.50	-16.80	-11.84	3	Vertical	0	3.00	-	38.54	14.08	1.50	27.42
PK	127M	29.70	43.50	-13.80	-8.14	3	Vertical	0	3.00	-	37.84	17.29	1.84	27.27
PK	416.06M	29.35	46.00	-16.65	-2.22	3	Vertical	0	3.00	-	31.57	21.84	3.33	27.39
PK	466.5M	29.32	46.00	-16.68	-1.70	3	Vertical	0	3.00	-	31.02	22.52	3.50	27.72
PK	569.32M	31.51	46.00	-14.49	0.00	3	Vertical	0	3.00	-	31.51	24.04	3.98	28.02
QP	51.34M	29.64	40.00	-10.36	-13.55	3	Vertical	325	1.00	-	43.19	12.83	1.13	27.51

802.11n HT40_Nss1,(MCS0)_2TX

08/09/2020

2437MHz_WLC Gun+EXT Battery+Adapter



Type	Freq (Hz)	Level (dBuV/m)	Limit (dBuV/m)	Margin (dB)	Factor (dB)	Dist (m)	Condition	Azimuth (°)	Height (m)	Comment	Raw (dBuV)	AF (dB)	CL (dB)	PA (dB)
PK	90.14M	31.03	43.50	-12.47	-11.84	3	Horizontal	0	1.00	-	42.87	14.08	1.50	27.42
PK	123.12M	32.68	43.50	-10.82	-8.07	3	Horizontal	0	1.00	-	40.75	17.39	1.82	27.28
PK	321M	29.51	46.00	-16.49	-4.98	3	Horizontal	0	1.00	-	34.49	18.81	2.98	26.77
PK	449.04M	31.16	46.00	-14.84	-2.25	3	Horizontal	0	1.00	-	33.41	22.03	3.40	27.68
PK	668.26M	34.59	46.00	-11.41	0.43	3	Horizontal	0	1.00	-	34.16	24.15	4.34	28.06
QP	49.4M	33.96	40.00	-6.04	-13.02	3	Horizontal	178	1.50	-	46.98	13.40	1.09	27.51



Summary

Mode	Result	Type	Freq (Hz)	Level (dBuV/m)	Limit (dBuV/m)	Margin (dB)	Dist (m)	Condition	Azimuth (°)	Height (m)	Comments
2.4-2.4835GHz	-	-	-	-	-	-	-	-	-	-	-
802.11b_Nss1,(1Mbps)_2TX	Pass	AV	2.39G	50.89	54.00	-3.11	3	Vertical	128	1.00	-
802.11g_Nss1,(6Mbps)_2TX	Pass	AV	2.39G	52.49	54.00	-1.51	3	Vertical	357	1.00	-
802.11n HT20_Nss1,(MCS0)_2TX	Pass	AV	2.3898G	52.40	54.00	-1.60	3	Vertical	14	1.00	-
802.11n HT40_Nss1,(MCS0)_2TX	Pass	AV	2.4835G	52.38	54.00	-1.62	3	Vertical	1	1.00	-



Result

Mode	Result	Type	Freq (Hz)	Level (dBuV/m)	Limit (dBuV/m)	Margin (dB)	Dist (m)	Condition	Azimuth (°)	Height (m)	Comments
802.11b_Nss1,(1Mbps)_2TX	-	-	-	-	-	-	-	-	-	-	-
2412MHz	Pass	AV	2.39G	50.89	54.00	-3.11	3	Vertical	128	1.00	-
2412MHz	Pass	AV	2.4108G	110.63	Inf	-Inf	3	Vertical	128	1.00	-
2412MHz	Pass	PK	2.3898G	61.65	74.00	-12.35	3	Vertical	128	1.00	-
2412MHz	Pass	PK	2.411G	114.68	Inf	-Inf	3	Vertical	128	1.00	-
2412MHz	Pass	AV	2.39G	50.26	54.00	-3.74	3	Horizontal	31	1.52	-
2412MHz	Pass	AV	2.4126G	107.40	Inf	-Inf	3	Horizontal	31	1.52	-
2412MHz	Pass	PK	2.3896G	59.88	74.00	-14.12	3	Horizontal	31	1.52	-
2412MHz	Pass	PK	2.413G	111.52	Inf	-Inf	3	Horizontal	31	1.52	-
2412MHz	Pass	AV	4.82393G	48.32	54.00	-5.68	3	Vertical	267	2.74	-
2412MHz	Pass	PK	4.82405G	52.72	74.00	-21.28	3	Vertical	267	2.74	-
2412MHz	Pass	AV	4.82393G	45.93	54.00	-8.07	3	Horizontal	62	1.03	-
2412MHz	Pass	PK	4.82388G	51.07	74.00	-22.93	3	Horizontal	62	1.03	-
2437MHz	Pass	AV	2.389G	47.45	54.00	-6.55	3	Vertical	5	1.00	-
2437MHz	Pass	AV	2.4358G	109.12	Inf	-Inf	3	Vertical	5	1.00	-
2437MHz	Pass	AV	2.4846G	48.08	54.00	-5.92	3	Vertical	5	1.00	-
2437MHz	Pass	PK	2.3462G	59.17	74.00	-14.83	3	Vertical	5	1.00	-
2437MHz	Pass	PK	2.4362G	113.09	Inf	-Inf	3	Vertical	5	1.00	-
2437MHz	Pass	PK	2.4982G	60.07	74.00	-13.93	3	Vertical	5	1.00	-
2437MHz	Pass	AV	2.3898G	47.40	54.00	-6.60	3	Horizontal	354	1.31	-
2437MHz	Pass	AV	2.4382G	106.21	Inf	-Inf	3	Horizontal	354	1.31	-
2437MHz	Pass	AV	2.497G	47.91	54.00	-6.09	3	Horizontal	354	1.31	-
2437MHz	Pass	PK	2.3886G	58.96	74.00	-15.04	3	Horizontal	354	1.31	-
2437MHz	Pass	PK	2.4378G	110.26	Inf	-Inf	3	Horizontal	354	1.31	-
2437MHz	Pass	PK	2.4958G	60.11	74.00	-13.89	3	Horizontal	354	1.31	-
2437MHz	Pass	AV	4.87394G	43.94	54.00	-10.06	3	Vertical	360	1.96	-
2437MHz	Pass	PK	4.87381G	50.19	74.00	-23.81	3	Vertical	360	1.96	-
2437MHz	Pass	AV	4.87392G	42.70	54.00	-11.30	3	Horizontal	185	1.00	-
2437MHz	Pass	PK	4.87404G	49.48	74.00	-24.52	3	Horizontal	185	1.00	-
2462MHz	Pass	AV	2.4606G	109.62	Inf	-Inf	3	Vertical	8	1.04	-
2462MHz	Pass	AV	2.4872G	50.22	54.00	-3.78	3	Vertical	8	1.04	-
2462MHz	Pass	PK	2.461G	113.75	Inf	-Inf	3	Vertical	8	1.04	-
2462MHz	Pass	PK	2.4872G	60.96	74.00	-13.04	3	Vertical	8	1.04	-
2462MHz	Pass	AV	2.4626G	103.74	Inf	-Inf	3	Horizontal	352	1.44	-
2462MHz	Pass	AV	2.484G	48.14	54.00	-5.86	3	Horizontal	352	1.44	-
2462MHz	Pass	PK	2.463G	107.84	Inf	-Inf	3	Horizontal	352	1.44	-
2462MHz	Pass	PK	2.4858G	59.94	74.00	-14.06	3	Horizontal	352	1.44	-
2462MHz	Pass	AV	4.92396G	46.78	54.00	-7.22	3	Vertical	62	1.14	-
2462MHz	Pass	PK	4.92399G	51.76	74.00	-22.24	3	Vertical	62	1.14	-
2462MHz	Pass	AV	4.92392G	43.28	54.00	-10.72	3	Horizontal	61	1.00	-
2462MHz	Pass	PK	4.92388G	49.97	74.00	-24.03	3	Horizontal	61	1.00	-
802.11g_Nss1,(6Mbps)_2TX	-	-	-	-	-	-	-	-	-	-	-
2412MHz	Pass	AV	2.39G	52.49	54.00	-1.51	3	Vertical	357	1.00	-
2412MHz	Pass	AV	2.411G	101.53	Inf	-Inf	3	Vertical	357	1.00	-
2412MHz	Pass	PK	2.3896G	67.41	74.00	-6.59	3	Vertical	357	1.00	-
2412MHz	Pass	PK	2.4106G	112.29	Inf	-Inf	3	Vertical	357	1.00	-
2412MHz	Pass	AV	2.389G	49.64	54.00	-4.36	3	Horizontal	9	1.28	-
2412MHz	Pass	AV	2.4086G	97.85	Inf	-Inf	3	Horizontal	9	1.28	-



Mode	Result	Type	Freq (Hz)	Level (dBuV/m)	Limit (dBuV/m)	Margin (dB)	Dist (m)	Condition	Azimuth (°)	Height (m)	Comments
2412MHz	Pass	PK	2.3884G	61.97	74.00	-12.03	3	Horizontal	9	1.28	-
2412MHz	Pass	PK	2.409G	108.39	Inf	-Inf	3	Horizontal	9	1.28	-
2412MHz	Pass	AV	4.82616G	32.67	54.00	-21.33	3	Vertical	261	1.49	-
2412MHz	Pass	PK	4.82648G	46.39	74.00	-27.61	3	Vertical	261	1.49	-
2412MHz	Pass	AV	4.82408G	32.13	54.00	-21.87	3	Horizontal	324	2.46	-
2412MHz	Pass	PK	4.83032G	45.68	74.00	-28.32	3	Horizontal	324	2.46	-
2417MHz	Pass	AV	2.39G	50.75	54.00	-3.25	3	Vertical	0	1.00	-
2417MHz	Pass	AV	2.4184G	101.78	Inf	-Inf	3	Vertical	0	1.00	-
2417MHz	Pass	PK	2.3886G	62.42	74.00	-11.58	3	Vertical	0	1.00	-
2417MHz	Pass	PK	2.4184G	113.34	Inf	-Inf	3	Vertical	0	1.00	-
2417MHz	Pass	AV	2.39G	49.78	54.00	-4.22	3	Horizontal	8	1.51	-
2417MHz	Pass	AV	2.416G	99.68	Inf	-Inf	3	Horizontal	8	1.51	-
2417MHz	Pass	PK	2.3898G	63.61	74.00	-10.39	3	Horizontal	8	1.51	-
2417MHz	Pass	PK	2.416G	110.20	Inf	-Inf	3	Horizontal	8	1.51	-
2437MHz	Pass	AV	2.3898G	47.73	54.00	-6.27	3	Vertical	0	1.00	-
2437MHz	Pass	AV	2.4362G	100.42	Inf	-Inf	3	Vertical	0	1.00	-
2437MHz	Pass	AV	2.485G	48.35	54.00	-5.65	3	Vertical	0	1.00	-
2437MHz	Pass	PK	2.3498G	59.20	74.00	-14.80	3	Vertical	0	1.00	-
2437MHz	Pass	PK	2.4362G	111.50	Inf	-Inf	3	Vertical	0	1.00	-
2437MHz	Pass	PK	2.489G	60.14	74.00	-13.86	3	Vertical	0	1.00	-
2437MHz	Pass	AV	2.3898G	47.54	54.00	-6.46	3	Horizontal	29	1.41	-
2437MHz	Pass	AV	2.4358G	97.97	Inf	-Inf	3	Horizontal	29	1.41	-
2437MHz	Pass	AV	2.4838G	48.11	54.00	-5.89	3	Horizontal	29	1.41	-
2437MHz	Pass	PK	2.343G	58.82	74.00	-15.18	3	Horizontal	29	1.41	-
2437MHz	Pass	PK	2.435G	109.08	Inf	-Inf	3	Horizontal	29	1.41	-
2437MHz	Pass	PK	2.4922G	59.24	74.00	-14.76	3	Horizontal	29	1.41	-
2437MHz	Pass	AV	4.87316G	33.30	54.00	-20.70	3	Vertical	64	1.00	-
2437MHz	Pass	PK	4.87382G	46.44	74.00	-27.56	3	Vertical	64	1.00	-
2437MHz	Pass	AV	4.87286G	33.08	54.00	-20.92	3	Horizontal	58	1.00	-
2437MHz	Pass	PK	4.8722G	46.27	74.00	-27.73	3	Horizontal	58	1.00	-
2457MHz	Pass	AV	2.4558G	103.16	Inf	-Inf	3	Vertical	0	1.08	-
2457MHz	Pass	AV	2.4856G	50.66	54.00	-3.34	3	Vertical	0	1.08	-
2457MHz	Pass	PK	2.4558G	114.05	Inf	-Inf	3	Vertical	0	1.08	-
2457MHz	Pass	PK	2.484G	65.18	74.00	-8.82	3	Vertical	0	1.08	-
2457MHz	Pass	AV	2.4546G	98.27	Inf	-Inf	3	Horizontal	21	1.64	-
2457MHz	Pass	AV	2.4846G	49.44	54.00	-4.56	3	Horizontal	21	1.64	-
2457MHz	Pass	PK	2.4552G	109.03	Inf	-Inf	3	Horizontal	21	1.64	-
2457MHz	Pass	PK	2.4844G	60.55	74.00	-13.45	3	Horizontal	21	1.64	-
2462MHz	Pass	AV	2.4636G	100.56	Inf	-Inf	3	Vertical	0	1.04	-
2462MHz	Pass	AV	2.4835G	52.34	54.00	-1.66	3	Vertical	0	1.04	-
2462MHz	Pass	PK	2.4588G	112.17	Inf	-Inf	3	Vertical	0	1.04	-
2462MHz	Pass	PK	2.4838G	65.05	74.00	-8.95	3	Vertical	0	1.04	-
2462MHz	Pass	AV	2.4628G	97.00	Inf	-Inf	3	Horizontal	33	1.17	-
2462MHz	Pass	AV	2.4835G	49.99	54.00	-4.01	3	Horizontal	33	1.17	-
2462MHz	Pass	PK	2.4636G	107.60	Inf	-Inf	3	Horizontal	33	1.17	-
2462MHz	Pass	PK	2.4835G	62.91	74.00	-11.09	3	Horizontal	33	1.17	-
2462MHz	Pass	AV	4.9219G	33.04	54.00	-20.96	3	Vertical	254	1.07	-
2462MHz	Pass	PK	4.9174G	46.60	74.00	-27.40	3	Vertical	254	1.07	-
2462MHz	Pass	AV	4.92226G	32.40	54.00	-21.60	3	Horizontal	0	1.49	-



Mode	Result	Type	Freq (Hz)	Level (dBuV/m)	Limit (dBuV/m)	Margin (dB)	Dist (m)	Condition	Azimuth (°)	Height (m)	Comments
2462MHz	Pass	PK	4.9384G	45.77	74.00	-28.23	3	Horizontal	0	1.49	-
802.11n HT20_Nss1,(MCS0)_2TX	-	-	-	-	-	-	-	-	-	-	-
2412MHz	Pass	AV	2.3898G	52.40	54.00	-1.60	3	Vertical	14	1.00	-
2412MHz	Pass	AV	2.4108G	99.27	Inf	-Inf	3	Vertical	14	1.00	-
2412MHz	Pass	PK	2.3898G	64.78	74.00	-9.22	3	Vertical	14	1.00	-
2412MHz	Pass	PK	2.4106G	110.32	Inf	-Inf	3	Vertical	14	1.00	-
2412MHz	Pass	AV	2.39G	51.70	54.00	-2.30	3	Horizontal	344	1.17	-
2412MHz	Pass	AV	2.413G	97.47	Inf	-Inf	3	Horizontal	344	1.17	-
2412MHz	Pass	PK	2.3898G	64.34	74.00	-9.66	3	Horizontal	344	1.17	-
2412MHz	Pass	PK	2.4132G	108.50	Inf	-Inf	3	Horizontal	344	1.17	-
2412MHz	Pass	AV	4.818G	33.25	54.00	-20.75	3	Vertical	284	1.28	-
2412MHz	Pass	PK	4.81752G	46.72	74.00	-27.28	3	Vertical	284	1.28	-
2412MHz	Pass	AV	4.82388G	32.05	54.00	-21.95	3	Horizontal	358	1.15	-
2412MHz	Pass	PK	4.82568G	45.34	74.00	-28.66	3	Horizontal	358	1.15	-
2417MHz	Pass	AV	2.39G	51.42	54.00	-2.58	3	Vertical	129	1.01	-
2417MHz	Pass	AV	2.416G	102.05	Inf	-Inf	3	Vertical	129	1.01	-
2417MHz	Pass	PK	2.3884G	63.95	74.00	-10.05	3	Vertical	129	1.01	-
2417MHz	Pass	PK	2.416G	112.68	Inf	-Inf	3	Vertical	129	1.01	-
2417MHz	Pass	AV	2.39G	50.31	54.00	-3.69	3	Horizontal	16	1.48	-
2417MHz	Pass	AV	2.416G	99.28	Inf	-Inf	3	Horizontal	16	1.48	-
2417MHz	Pass	PK	2.3894G	63.75	74.00	-10.25	3	Horizontal	16	1.48	-
2417MHz	Pass	PK	2.4158G	109.84	Inf	-Inf	3	Horizontal	16	1.48	-
2437MHz	Pass	AV	2.3894G	47.87	54.00	-6.13	3	Vertical	8	0.99	-
2437MHz	Pass	AV	2.4358G	101.13	Inf	-Inf	3	Vertical	8	0.99	-
2437MHz	Pass	AV	2.4835G	48.58	54.00	-5.42	3	Vertical	8	0.99	-
2437MHz	Pass	PK	2.3578G	59.22	74.00	-14.78	3	Vertical	8	0.99	-
2437MHz	Pass	PK	2.4346G	111.72	Inf	-Inf	3	Vertical	8	0.99	-
2437MHz	Pass	PK	2.485G	59.89	74.00	-14.11	3	Vertical	8	0.99	-
2437MHz	Pass	AV	2.3898G	47.67	54.00	-6.33	3	Horizontal	352	1.31	-
2437MHz	Pass	AV	2.4398G	97.61	Inf	-Inf	3	Horizontal	352	1.31	-
2437MHz	Pass	AV	2.4862G	48.03	54.00	-5.97	3	Horizontal	352	1.31	-
2437MHz	Pass	PK	2.3878G	59.29	74.00	-14.71	3	Horizontal	352	1.31	-
2437MHz	Pass	PK	2.4414G	108.36	Inf	-Inf	3	Horizontal	352	1.31	-
2437MHz	Pass	PK	2.4998G	59.54	74.00	-14.46	3	Horizontal	352	1.31	-
2437MHz	Pass	AV	4.87526G	32.77	54.00	-21.23	3	Vertical	289	1.34	-
2437MHz	Pass	PK	4.8749G	46.17	74.00	-27.83	3	Vertical	289	1.34	-
2437MHz	Pass	AV	4.87376G	32.33	54.00	-21.67	3	Horizontal	133	1.36	-
2437MHz	Pass	PK	4.87436G	46.64	74.00	-27.36	3	Horizontal	133	1.36	-
2457MHz	Pass	AV	2.4556G	101.82	Inf	-Inf	3	Vertical	3	1.06	-
2457MHz	Pass	AV	2.4874G	50.05	54.00	-3.95	3	Vertical	3	1.06	-
2457MHz	Pass	PK	2.455G	112.76	Inf	-Inf	3	Vertical	3	1.06	-
2457MHz	Pass	PK	2.4862G	64.45	74.00	-9.55	3	Vertical	3	1.06	-
2457MHz	Pass	AV	2.4496G	97.67	Inf	-Inf	3	Horizontal	28	1.62	-
2457MHz	Pass	AV	2.4842G	50.26	54.00	-3.74	3	Horizontal	28	1.62	-
2457MHz	Pass	PK	2.4546G	109.23	Inf	-Inf	3	Horizontal	28	1.62	-
2457MHz	Pass	PK	2.4842G	62.70	74.00	-11.30	3	Horizontal	28	1.62	-
2462MHz	Pass	AV	2.461G	99.54	Inf	-Inf	3	Vertical	130	1.04	-
2462MHz	Pass	AV	2.4835G	52.06	54.00	-1.94	3	Vertical	130	1.04	-
2462MHz	Pass	PK	2.461G	110.60	Inf	-Inf	3	Vertical	130	1.04	-



Mode	Result	Type	Freq (Hz)	Level (dBuV/m)	Limit (dBuV/m)	Margin (dB)	Dist (m)	Condition	Azimuth (°)	Height (m)	Comments
2462MHz	Pass	PK	2.4835G	65.44	74.00	-8.56	3	Vertical	130	1.04	-
2462MHz	Pass	AV	2.4632G	96.64	Inf	-Inf	3	Horizontal	18	1.49	-
2462MHz	Pass	AV	2.4835G	50.78	54.00	-3.22	3	Horizontal	18	1.49	-
2462MHz	Pass	PK	2.4634G	107.70	Inf	-Inf	3	Horizontal	18	1.49	-
2462MHz	Pass	PK	2.4835G	64.79	74.00	-9.21	3	Horizontal	18	1.49	-
2462MHz	Pass	AV	4.91758G	32.57	54.00	-21.43	3	Vertical	249	1.00	-
2462MHz	Pass	PK	4.9192G	45.90	74.00	-28.10	3	Vertical	249	1.00	-
2462MHz	Pass	AV	4.9213G	32.22	54.00	-21.78	3	Horizontal	0	1.50	-
2462MHz	Pass	PK	4.93384G	46.50	74.00	-27.50	3	Horizontal	0	1.50	-
802.11n HT40_Nss1,(MCS0)_2TX	-	-	-	-	-	-	-	-	-	-	-
2422MHz	Pass	AV	2.39G	52.08	54.00	-1.92	3	Vertical	360	1.00	-
2422MHz	Pass	AV	2.4272G	94.07	Inf	-Inf	3	Vertical	360	1.00	-
2422MHz	Pass	AV	2.496G	48.96	54.00	-5.04	3	Vertical	360	1.00	-
2422MHz	Pass	PK	2.39G	63.19	74.00	-10.81	3	Vertical	360	1.00	-
2422MHz	Pass	PK	2.426G	103.27	Inf	-Inf	3	Vertical	360	1.00	-
2422MHz	Pass	PK	2.4896G	59.35	74.00	-14.65	3	Vertical	360	1.00	-
2422MHz	Pass	AV	2.3896G	49.21	54.00	-4.79	3	Horizontal	6	1.00	-
2422MHz	Pass	AV	2.4168G	91.88	Inf	-Inf	3	Horizontal	6	1.00	-
2422MHz	Pass	AV	2.4956G	48.85	54.00	-5.15	3	Horizontal	6	1.00	-
2422MHz	Pass	PK	2.3876G	60.10	74.00	-13.90	3	Horizontal	6	1.00	-
2422MHz	Pass	PK	2.4172G	101.14	Inf	-Inf	3	Horizontal	6	1.00	-
2422MHz	Pass	PK	2.4936G	58.99	74.00	-15.01	3	Horizontal	6	1.00	-
2422MHz	Pass	AV	4.85672G	33.29	54.00	-20.71	3	Vertical	304	1.12	-
2422MHz	Pass	PK	4.84892G	45.38	74.00	-28.62	3	Vertical	304	1.12	-
2422MHz	Pass	AV	4.84226G	33.51	54.00	-20.49	3	Horizontal	78	1.91	-
2422MHz	Pass	PK	4.84238G	45.87	74.00	-28.13	3	Horizontal	78	1.91	-
2427MHz	Pass	AV	2.3898G	52.34	54.00	-1.66	3	Vertical	8	1.00	-
2427MHz	Pass	AV	2.4338G	96.14	Inf	-Inf	3	Vertical	8	1.00	-
2427MHz	Pass	AV	2.4874G	49.04	54.00	-4.96	3	Vertical	8	1.00	-
2427MHz	Pass	PK	2.3894G	63.92	74.00	-10.08	3	Vertical	8	1.00	-
2427MHz	Pass	PK	2.4338G	105.50	Inf	-Inf	3	Vertical	8	1.00	-
2427MHz	Pass	PK	2.4886G	60.45	74.00	-13.55	3	Vertical	8	1.00	-
2427MHz	Pass	AV	2.3898G	51.51	54.00	-2.49	3	Horizontal	16	1.39	-
2427MHz	Pass	AV	2.4294G	94.70	Inf	-Inf	3	Horizontal	16	1.39	-
2427MHz	Pass	AV	2.485G	48.89	54.00	-5.11	3	Horizontal	16	1.39	-
2427MHz	Pass	PK	2.3862G	62.62	74.00	-11.38	3	Horizontal	16	1.39	-
2427MHz	Pass	PK	2.425G	104.16	Inf	-Inf	3	Horizontal	16	1.39	-
2427MHz	Pass	PK	2.4858G	59.45	74.00	-14.55	3	Horizontal	16	1.39	-
2437MHz	Pass	AV	2.3898G	51.89	54.00	-2.11	3	Vertical	1	1.00	-
2437MHz	Pass	AV	2.4346G	97.24	Inf	-Inf	3	Vertical	1	1.00	-
2437MHz	Pass	AV	2.4835G	52.38	54.00	-1.62	3	Vertical	1	1.00	-
2437MHz	Pass	PK	2.3886G	64.08	74.00	-9.92	3	Vertical	1	1.00	-
2437MHz	Pass	PK	2.4346G	106.54	Inf	-Inf	3	Vertical	1	1.00	-
2437MHz	Pass	PK	2.4835G	63.62	74.00	-10.38	3	Vertical	1	1.00	-
2437MHz	Pass	AV	2.3898G	50.31	54.00	-3.69	3	Horizontal	356	1.30	-
2437MHz	Pass	AV	2.4414G	94.54	Inf	-Inf	3	Horizontal	356	1.30	-
2437MHz	Pass	AV	2.4835G	49.11	54.00	-4.89	3	Horizontal	356	1.30	-
2437MHz	Pass	PK	2.3898G	61.58	74.00	-12.42	3	Horizontal	356	1.30	-
2437MHz	Pass	PK	2.4402G	104.26	Inf	-Inf	3	Horizontal	356	1.30	-

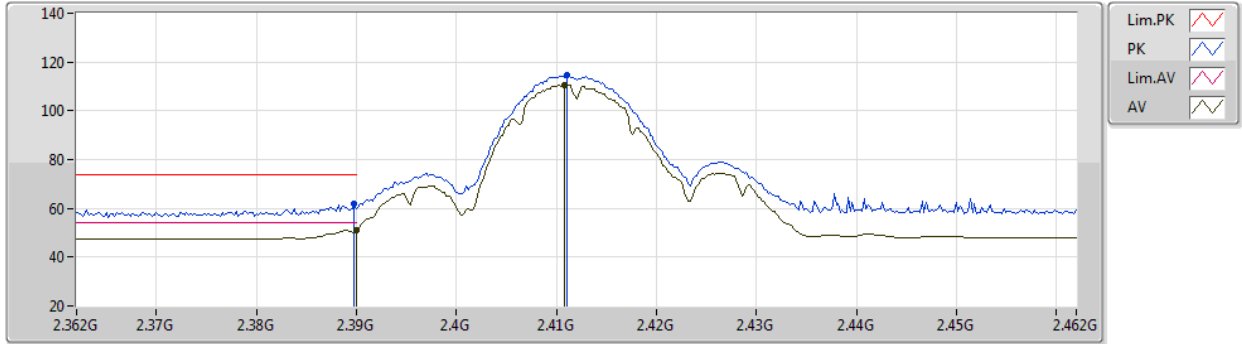


Mode	Result	Type	Freq (Hz)	Level (dBuV/m)	Limit (dBuV/m)	Margin (dB)	Dist (m)	Condition	Azimuth (°)	Height (m)	Comments
2437MHz	Pass	PK	2.4846G	59.64	74.00	-14.36	3	Horizontal	356	1.30	-
2437MHz	Pass	AV	4.8596G	33.94	54.00	-20.06	3	Vertical	299	2.22	-
2437MHz	Pass	PK	4.87532G	45.68	74.00	-28.32	3	Vertical	299	2.22	-
2437MHz	Pass	AV	4.88846G	33.50	54.00	-20.50	3	Horizontal	15	1.67	-
2437MHz	Pass	PK	4.87166G	46.04	74.00	-27.96	3	Horizontal	15	1.67	-
2447MHz	Pass	AV	2.361G	48.45	54.00	-5.55	3	Vertical	359	1.07	-
2447MHz	Pass	AV	2.4502G	97.52	Inf	-Inf	3	Vertical	359	1.07	-
2447MHz	Pass	AV	2.4878G	52.12	54.00	-1.88	3	Vertical	359	1.07	-
2447MHz	Pass	PK	2.3858G	58.91	74.00	-15.09	3	Vertical	359	1.07	-
2447MHz	Pass	PK	2.4514G	106.89	Inf	-Inf	3	Vertical	359	1.07	-
2447MHz	Pass	PK	2.4886G	63.70	74.00	-10.30	3	Vertical	359	1.07	-
2447MHz	Pass	AV	2.3878G	48.26	54.00	-5.74	3	Horizontal	30	1.73	-
2447MHz	Pass	AV	2.4486G	94.16	Inf	-Inf	3	Horizontal	30	1.73	-
2447MHz	Pass	AV	2.485G	51.46	54.00	-2.54	3	Horizontal	30	1.73	-
2447MHz	Pass	PK	2.363G	59.31	74.00	-14.69	3	Horizontal	30	1.73	-
2447MHz	Pass	PK	2.449G	103.45	Inf	-Inf	3	Horizontal	30	1.73	-
2447MHz	Pass	PK	2.4835G	62.83	74.00	-11.17	3	Horizontal	30	1.73	-
2452MHz	Pass	AV	2.39G	48.40	54.00	-5.60	3	Vertical	0	1.19	-
2452MHz	Pass	AV	2.4468G	96.40	Inf	-Inf	3	Vertical	0	1.19	-
2452MHz	Pass	AV	2.4852G	52.36	54.00	-1.64	3	Vertical	0	1.19	-
2452MHz	Pass	PK	2.3852G	59.27	74.00	-14.73	3	Vertical	0	1.19	-
2452MHz	Pass	PK	2.4484G	105.26	Inf	-Inf	3	Vertical	0	1.19	-
2452MHz	Pass	PK	2.4876G	63.39	74.00	-10.61	3	Vertical	0	1.19	-
2452MHz	Pass	AV	2.356G	48.22	54.00	-5.78	3	Horizontal	32	1.39	-
2452MHz	Pass	AV	2.446G	92.57	Inf	-Inf	3	Horizontal	32	1.39	-
2452MHz	Pass	AV	2.484G	51.30	54.00	-2.70	3	Horizontal	32	1.39	-
2452MHz	Pass	PK	2.3856G	58.90	74.00	-15.10	3	Horizontal	32	1.39	-
2452MHz	Pass	PK	2.4456G	101.37	Inf	-Inf	3	Horizontal	32	1.39	-
2452MHz	Pass	PK	2.4864G	62.32	74.00	-11.68	3	Horizontal	32	1.39	-
2452MHz	Pass	AV	4.89134G	33.57	54.00	-20.43	3	Vertical	14	1.11	-
2452MHz	Pass	PK	4.90934G	45.63	74.00	-28.37	3	Vertical	14	1.11	-
2452MHz	Pass	AV	4.89278G	33.88	54.00	-20.12	3	Horizontal	225	2.25	-
2452MHz	Pass	PK	4.9058G	46.58	74.00	-27.42	3	Horizontal	225	2.25	-

802.11b_Nss1,(1Mbps)_2TX

15/06/2020

2412MHz_TX

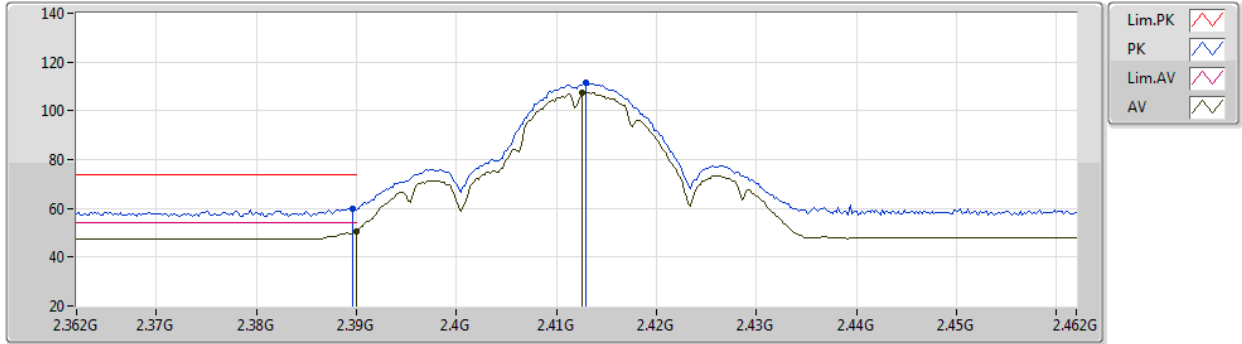


Type	Freq (Hz)	Level (dBuV/m)	Limit (dBuV/m)	Margin (dB)	Factor (dB)	Dist (m)	Condition	Azimuth (°)	Height (m)	Comment	Raw (dBuV)	AF (dB)	CL (dB)	PA (dB)
AV	2.39G	50.89	54.00	-3.11	35.63	3	Vertical	128	1.00	-	15.26	29.68	5.95	-
AV	2.4108G	110.63	Inf	-Inf	35.72	3	Vertical	128	1.00	-	74.91	29.75	5.97	-
PK	2.3898G	61.65	74.00	-12.35	35.63	3	Vertical	128	1.00	-	26.02	29.68	5.95	-
PK	2.411G	114.68	Inf	-Inf	35.72	3	Vertical	128	1.00	-	78.96	29.75	5.97	-

802.11b_Nss1,(1Mbps)_2TX

15/06/2020

2412MHz_TX



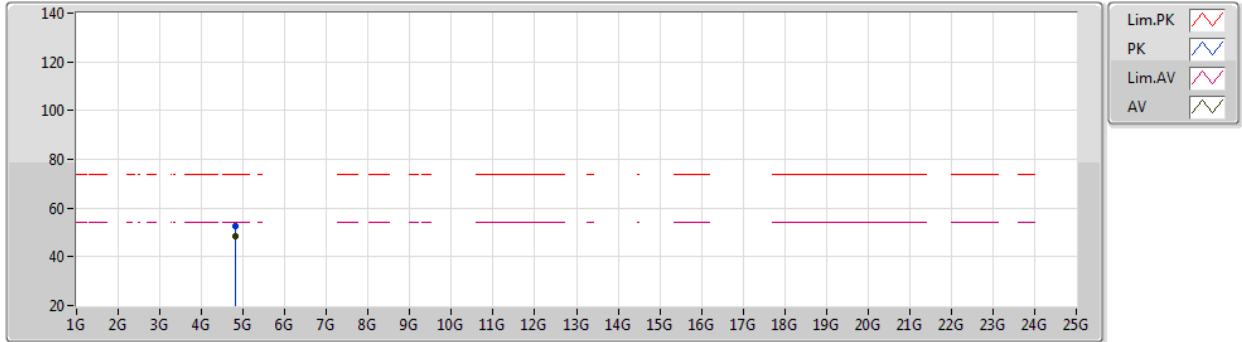
Type	Freq (Hz)	Level (dBuV/m)	Limit (dBuV/m)	Margin (dB)	Factor (dB)	Dist (m)	Condition	Azimuth (°)	Height (m)	Comment	Raw (dBuV)	AF (dB)	CL (dB)	PA (dB)
AV	2.39G	50.26	54.00	-3.74	35.63	3	Horizontal	31	1.52	-	14.63	29.68	5.95	-
AV	2.4126G	107.40	Inf	-Inf	35.74	3	Horizontal	31	1.52	-	71.66	29.76	5.98	-
PK	2.3896G	59.88	74.00	-14.12	35.63	3	Horizontal	31	1.52	-	24.25	29.68	5.95	-
PK	2.413G	111.52	Inf	-Inf	35.75	3	Horizontal	31	1.52	-	75.77	29.77	5.98	-



802.11b_Nss1,(1Mbps)_2TX

15/06/2020

2412MHz_TX



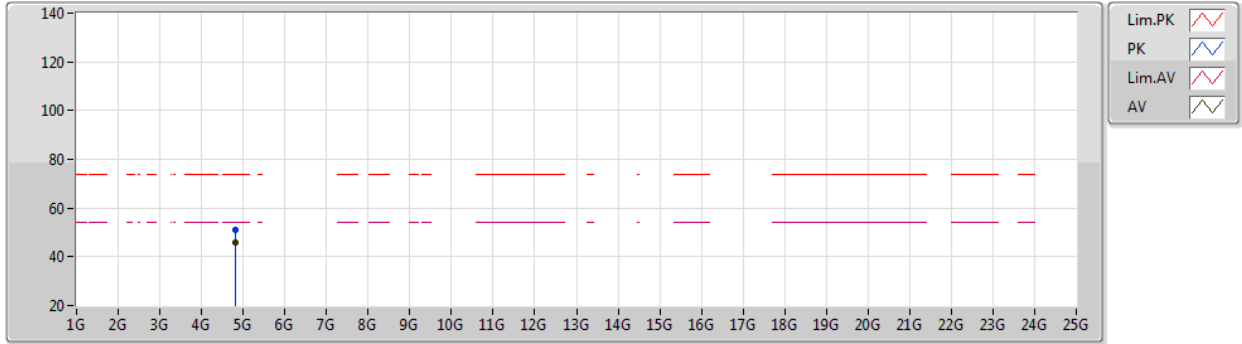
Type	Freq (Hz)	Level (dBuV/m)	Limit (dBuV/m)	Margin (dB)	Factor (dB)	Dist (m)	Condition	Azimuth (°)	Height (m)	Comment	Raw (dBuV)	AF (dB)	CL (dB)	PA (dB)
AV	4.82393G	48.32	54.00	-5.68	8.02	3	Vertical	267	2.74	-	40.30	33.65	8.27	33.90
PK	4.82405G	52.72	74.00	-21.28	8.02	3	Vertical	267	2.74	-	44.70	33.65	8.27	33.90



802.11b_Nss1,(1Mbps)_2TX

15/06/2020

2412MHz_TX

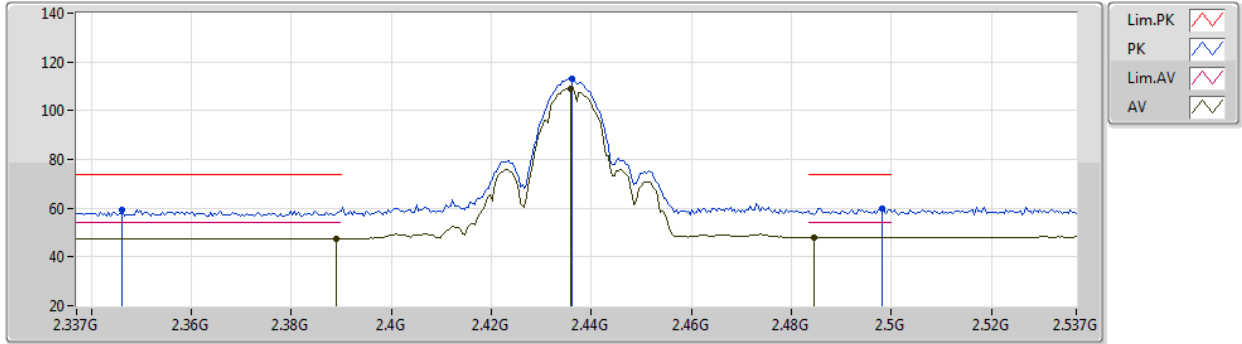


Type	Freq (Hz)	Level (dBuV/m)	Limit (dBuV/m)	Margin (dB)	Factor (dB)	Dist (m)	Condition	Azimuth (°)	Height (m)	Comment	Raw (dBuV)	AF (dB)	CL (dB)	PA (dB)
AV	4.82393G	45.93	54.00	-8.07	8.02	3	Horizontal	62	1.03	-	37.91	33.65	8.27	33.90
PK	4.82388G	51.07	74.00	-22.93	8.02	3	Horizontal	62	1.03	-	43.05	33.65	8.27	33.90

802.11b_Nss1,(1Mbps)_2TX

15/06/2020

2437MHz_TX

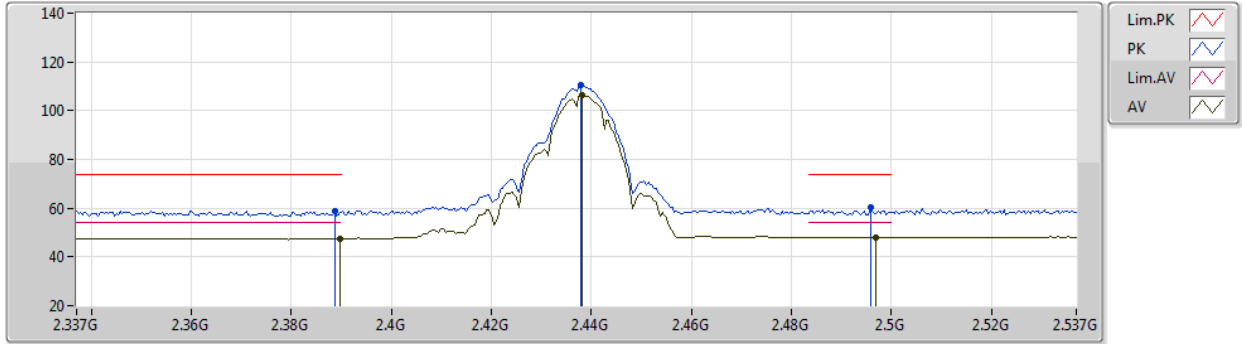


Type	Freq (Hz)	Level (dBuV/m)	Limit (dBuV/m)	Margin (dB)	Factor (dB)	Dist (m)	Condition	Azimuth (°)	Height (m)	Comment	Raw (dBuV)	AF (dB)	CL (dB)	PA (dB)
AV	2.389G	47.45	54.00	-6.55	35.63	3	Vertical	5	1.00	-	11.82	29.68	5.95	-
AV	2.4358G	109.12	Inf	-Inf	35.88	3	Vertical	5	1.00	-	73.24	29.88	6.00	-
AV	2.4846G	48.08	54.00	-5.92	36.18	3	Vertical	5	1.00	-	11.90	30.12	6.06	-
PK	2.3462G	59.17	74.00	-14.83	35.51	3	Vertical	5	1.00	-	23.66	29.59	5.92	-
PK	2.4362G	113.09	Inf	-Inf	35.88	3	Vertical	5	1.00	-	77.21	29.88	6.00	-
PK	2.4982G	60.07	74.00	-13.93	36.27	3	Vertical	5	1.00	-	23.80	30.19	6.08	-

802.11b_Nss1,(1Mbps)_2TX

15/06/2020

2437MHz_TX



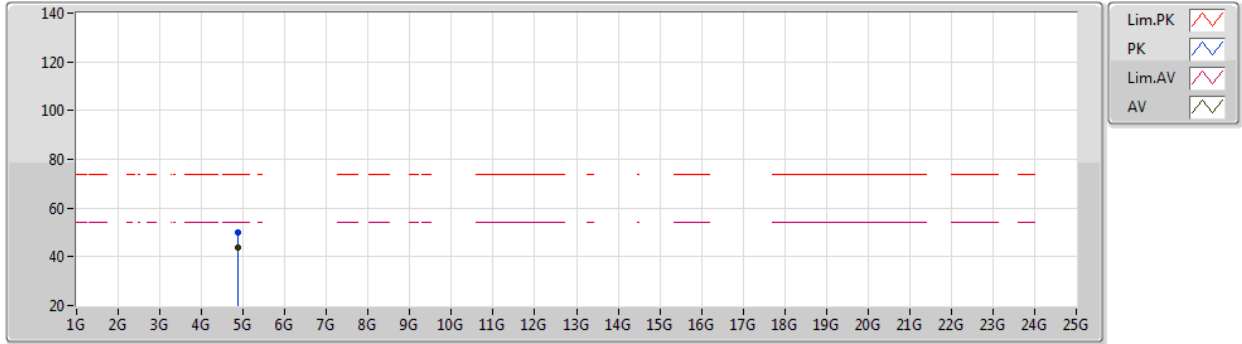
Type	Freq (Hz)	Level (dBuV/m)	Limit (dBuV/m)	Margin (dB)	Factor (dB)	Dist (m)	Condition	Azimuth (°)	Height (m)	Comment	Raw (dBuV)	AF (dB)	CL (dB)	PA (dB)
AV	2.3898G	47.40	54.00	-6.60	35.63	3	Horizontal	354	1.31	-	11.77	29.68	5.95	-
AV	2.4382G	106.21	Inf	-Inf	35.90	3	Horizontal	354	1.31	-	70.31	29.89	6.01	-
AV	2.497G	47.91	54.00	-6.09	36.26	3	Horizontal	354	1.31	-	11.65	30.18	6.08	-
PK	2.3886G	58.96	74.00	-15.04	35.63	3	Horizontal	354	1.31	-	23.33	29.68	5.95	-
PK	2.4378G	110.26	Inf	-Inf	35.90	3	Horizontal	354	1.31	-	74.36	29.89	6.01	-
PK	2.4958G	60.11	74.00	-13.89	36.25	3	Horizontal	354	1.31	-	23.86	30.18	6.07	-



802.11b_Nss1,(1Mbps)_2TX

15/06/2020

2437MHz_TX

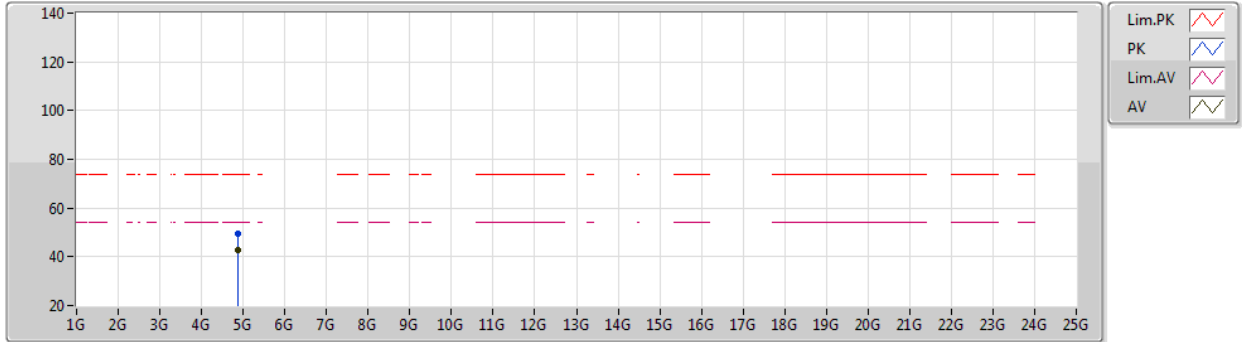


Type	Freq (Hz)	Level (dBuV/m)	Limit (dBuV/m)	Margin (dB)	Factor (dB)	Dist (m)	Condition	Azimuth (°)	Height (m)	Comment	Raw (dBuV)	AF (dB)	CL (dB)	PA (dB)
AV	4.87394G	43.94	54.00	-10.06	8.18	3	Vertical	360	1.96	-	35.76	33.75	8.30	33.87
PK	4.87381G	50.19	74.00	-23.81	8.18	3	Vertical	360	1.96	-	42.01	33.75	8.30	33.87

802.11b_Nss1,(1Mbps)_2TX

15/06/2020

2437MHz_TX

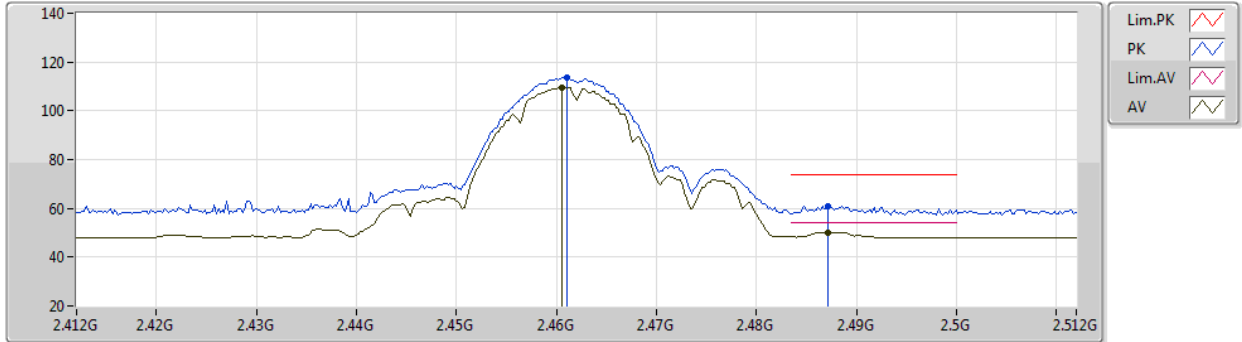


Type	Freq (Hz)	Level (dBuV/m)	Limit (dBuV/m)	Margin (dB)	Factor (dB)	Dist (m)	Condition	Azimuth (°)	Height (m)	Comment	Raw (dBuV)	AF (dB)	CL (dB)	PA (dB)
AV	4.87392G	42.70	54.00	-11.30	8.18	3	Horizontal	185	1.00	-	34.52	33.75	8.30	33.87
PK	4.87404G	49.48	74.00	-24.52	8.18	3	Horizontal	185	1.00	-	41.30	33.75	8.30	33.87

802.11b_Nss1,(1Mbps)_2TX

15/06/2020

2462MHz_TX

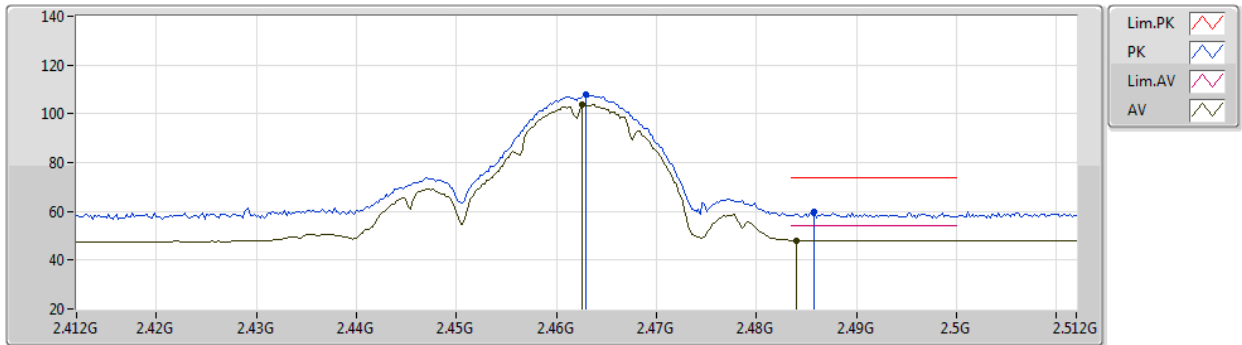


Type	Freq (Hz)	Level (dBuV/m)	Limit (dBuV/m)	Margin (dB)	Factor (dB)	Dist (m)	Condition	Azimuth (°)	Height (m)	Comment	Raw (dBuV)	AF (dB)	CL (dB)	PA (dB)
AV	2.4606G	109.62	Inf	-Inf	36.03	3	Vertical	8	1.04	-	73.59	30.00	6.03	-
AV	2.4872G	50.22	54.00	-3.78	36.20	3	Vertical	8	1.04	-	14.02	30.14	6.06	-
PK	2.461G	113.75	Inf	-Inf	36.03	3	Vertical	8	1.04	-	77.72	30.00	6.03	-
PK	2.4872G	60.96	74.00	-13.04	36.20	3	Vertical	8	1.04	-	24.76	30.14	6.06	-

802.11b_Nss1,(1Mbps)_2TX

15/06/2020

2462MHz_TX



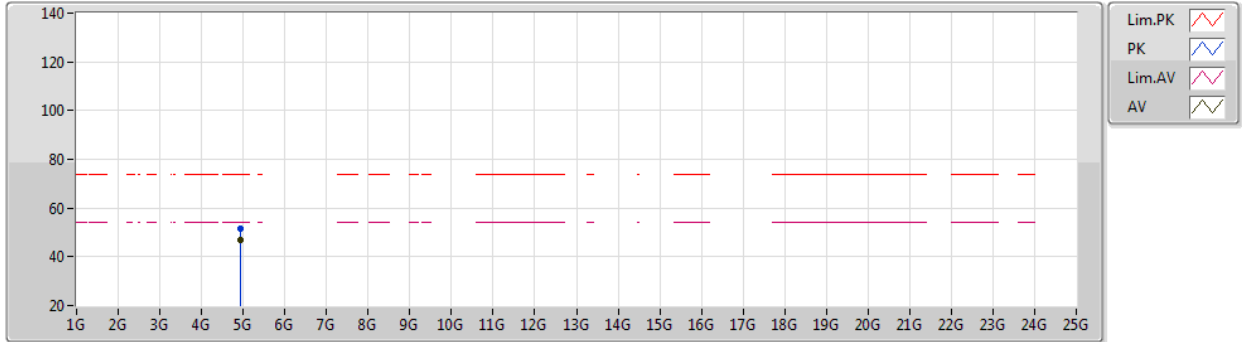
Type	Freq (Hz)	Level (dBuV/m)	Limit (dBuV/m)	Margin (dB)	Factor (dB)	Dist (m)	Condition	Azimuth (°)	Height (m)	Comment	Raw (dBuV)	AF (dB)	CL (dB)	PA (dB)
AV	2.4626G	103.74	Inf	-Inf	36.05	3	Horizontal	352	1.44	-	67.69	30.01	6.04	-
AV	2.484G	48.14	54.00	-5.86	36.18	3	Horizontal	352	1.44	-	11.96	30.12	6.06	-
PK	2.463G	107.84	Inf	-Inf	36.06	3	Horizontal	352	1.44	-	71.78	30.02	6.04	-
PK	2.4858G	59.94	74.00	-14.06	36.19	3	Horizontal	352	1.44	-	23.75	30.13	6.06	-



802.11b_Nss1,(1Mbps)_2TX

15/06/2020

2462MHz_TX



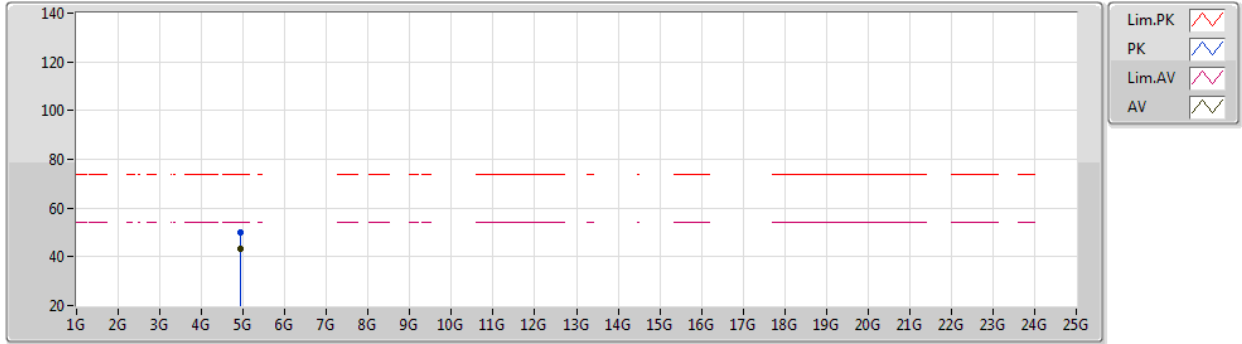
Type	Freq (Hz)	Level (dBuV/m)	Limit (dBuV/m)	Margin (dB)	Factor (dB)	Dist (m)	Condition	Azimuth (°)	Height (m)	Comment	Raw (dBuV)	AF (dB)	CL (dB)	PA (dB)
AV	4.92396G	46.78	54.00	-7.22	8.33	3	Vertical	62	1.14	-	38.45	33.85	8.33	33.85
PK	4.92399G	51.76	74.00	-22.24	8.33	3	Vertical	62	1.14	-	43.43	33.85	8.33	33.85



802.11b_Nss1,(1Mbps)_2TX

15/06/2020

2462MHz_TX

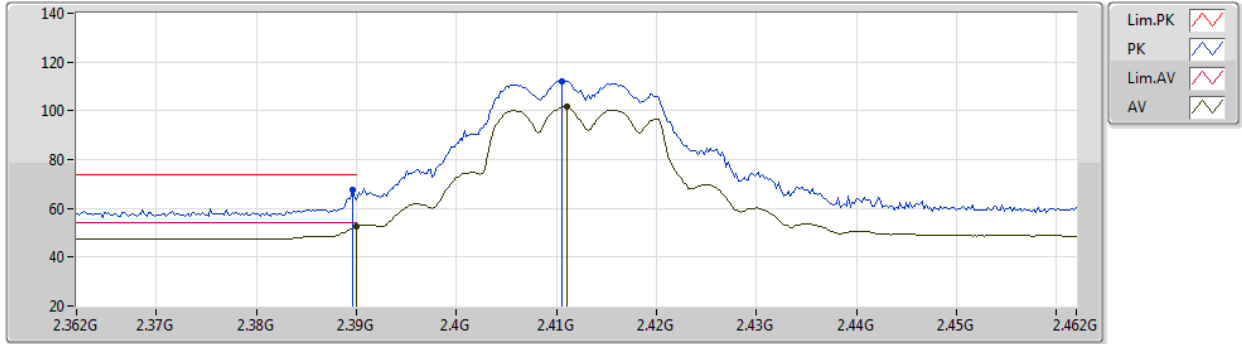


Type	Freq (Hz)	Level (dBuV/m)	Limit (dBuV/m)	Margin (dB)	Factor (dB)	Dist (m)	Condition	Azimuth (°)	Height (m)	Comment	Raw (dBuV)	AF (dB)	CL (dB)	PA (dB)
AV	4.92392G	43.28	54.00	-10.72	8.33	3	Horizontal	61	1.00	-	34.95	33.85	8.33	33.85
PK	4.92388G	49.97	74.00	-24.03	8.33	3	Horizontal	61	1.00	-	41.64	33.85	8.33	33.85

802.11g_Nss1,(6Mbps)_2TX

15/06/2020

2412MHz_TX

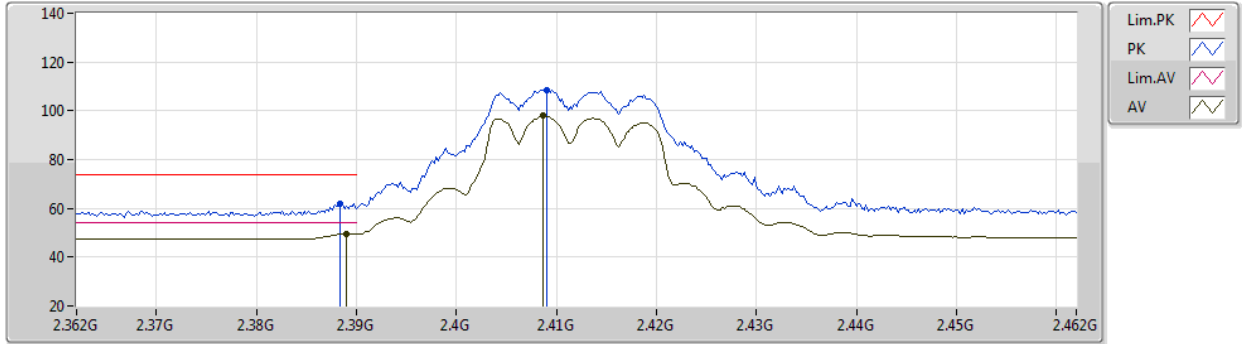


Type	Freq (Hz)	Level (dBuV/m)	Limit (dBuV/m)	Margin (dB)	Factor (dB)	Dist (m)	Condition	Azimuth (°)	Height (m)	Comment	Raw (dBuV)	AF (dB)	CL (dB)	PA (dB)
AV	2.39G	52.49	54.00	-1.51	35.63	3	Vertical	357	1.00	-	16.86	29.68	5.95	-
AV	2.411G	101.53	Inf	-Inf	35.72	3	Vertical	357	1.00	-	65.81	29.75	5.97	-
PK	2.3896G	67.41	74.00	-6.59	35.63	3	Vertical	357	1.00	-	31.78	29.68	5.95	-
PK	2.4106G	112.29	Inf	-Inf	35.72	3	Vertical	357	1.00	-	76.57	29.75	5.97	-

802.11g_Nss1,(6Mbps)_2TX

15/06/2020

2412MHz_TX



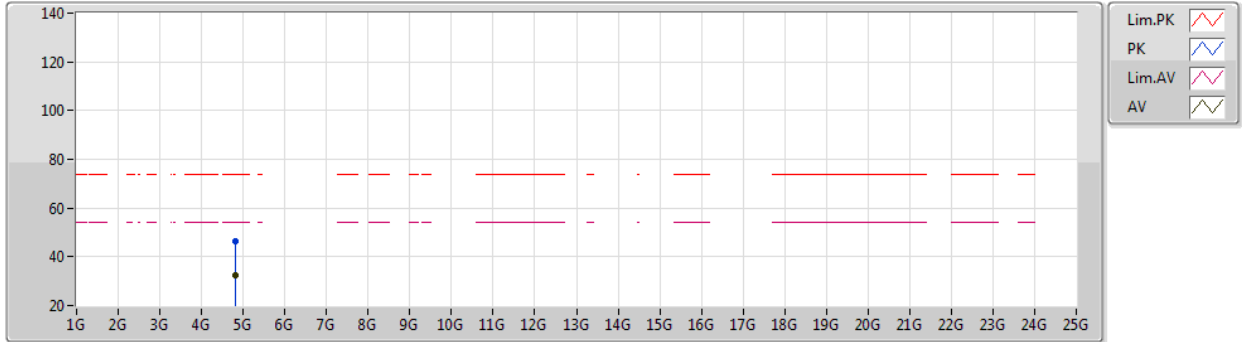
Type	Freq (Hz)	Level (dBuV/m)	Limit (dBuV/m)	Margin (dB)	Factor (dB)	Dist (m)	Condition	Azimuth (°)	Height (m)	Comment	Raw (dBuV)	AF (dB)	CL (dB)	PA (dB)
AV	2.389G	49.64	54.00	-4.36	35.63	3	Horizontal	9	1.28	-	14.01	29.68	5.95	-
AV	2.4086G	97.85	Inf	-Inf	35.71	3	Horizontal	9	1.28	-	62.14	29.74	5.97	-
PK	2.3884G	61.97	74.00	-12.03	35.63	3	Horizontal	9	1.28	-	26.34	29.68	5.95	-
PK	2.409G	108.39	Inf	-Inf	35.71	3	Horizontal	9	1.28	-	72.68	29.74	5.97	-



802.11g_Nss1,(6Mbps)_2TX

15/06/2020

2412MHz_TX



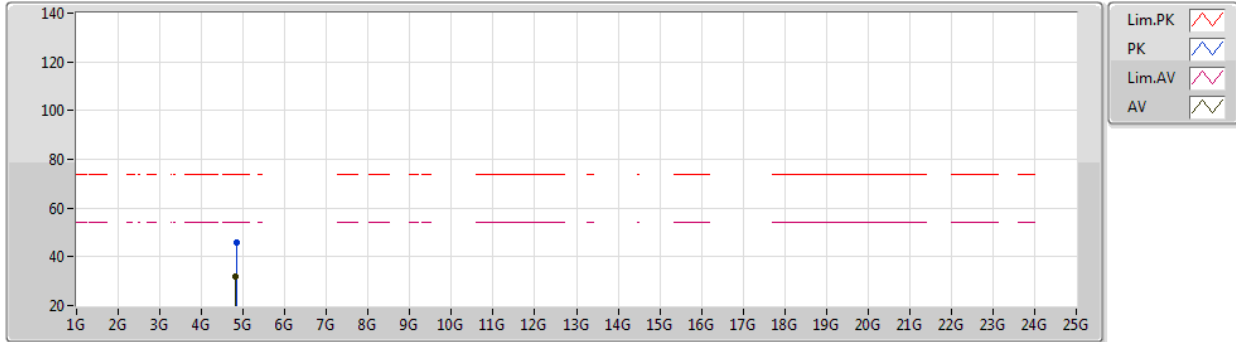
Type	Freq (Hz)	Level (dBuV/m)	Limit (dBuV/m)	Margin (dB)	Factor (dB)	Dist (m)	Condition	Azimuth (°)	Height (m)	Comment	Raw (dBuV)	AF (dB)	CL (dB)	PA (dB)
AV	4.82616G	32.67	54.00	-21.33	8.02	3	Vertical	261	1.49	-	24.65	33.65	8.27	33.90
PK	4.82648G	46.39	74.00	-27.61	8.02	3	Vertical	261	1.49	-	38.37	33.65	8.27	33.90



802.11g_Nss1,(6Mbps)_2TX

15/06/2020

2412MHz_TX

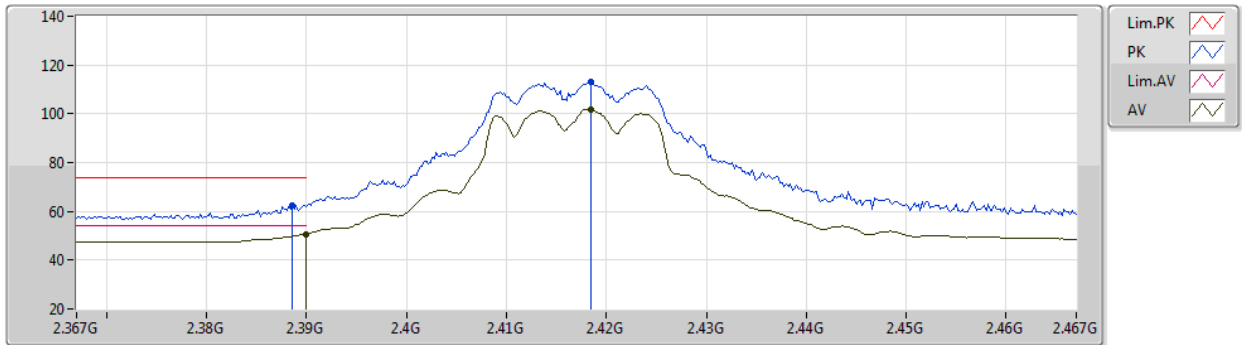


Type	Freq (Hz)	Level (dBuV/m)	Limit (dBuV/m)	Margin (dB)	Factor (dB)	Dist (m)	Condition	Azimuth (°)	Height (m)	Comment	Raw (dBuV)	AF (dB)	CL (dB)	PA (dB)
AV	4.82408G	32.13	54.00	-21.87	8.02	3	Horizontal	324	2.46	-	24.11	33.65	8.27	33.90
PK	4.83032G	45.68	74.00	-28.32	8.04	3	Horizontal	324	2.46	-	37.64	33.66	8.27	33.89

802.11g_Nss1,(6Mbps)_2TX

15/06/2020

2417MHz_TX

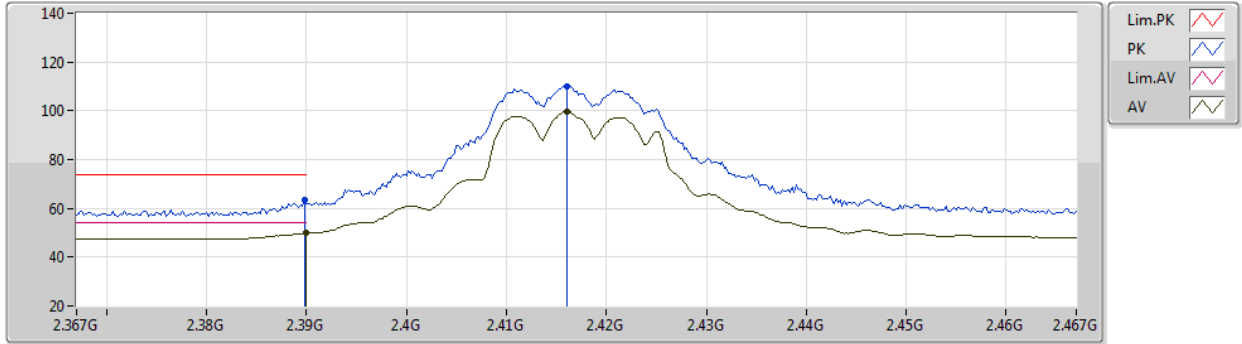


Type	Freq (Hz)	Level (dBuV/m)	Limit (dBuV/m)	Margin (dB)	Factor (dB)	Dist (m)	Condition	Azimuth (°)	Height (m)	Comment	Raw (dBuV)	AF (dB)	CL (dB)	PA (dB)
AV	2.39G	50.75	54.00	-3.25	35.63	3	Vertical	0	1.00	-	15.12	29.68	5.95	-
AV	2.4184G	101.78	Inf	-Inf	35.77	3	Vertical	0	1.00	-	66.01	29.79	5.98	-
PK	2.3886G	62.42	74.00	-11.58	35.63	3	Vertical	0	1.00	-	26.79	29.68	5.95	-
PK	2.4184G	113.34	Inf	-Inf	35.77	3	Vertical	0	1.00	-	77.57	29.79	5.98	-

802.11g_Nss1,(6Mbps)_2TX

15/06/2020

2417MHz_TX

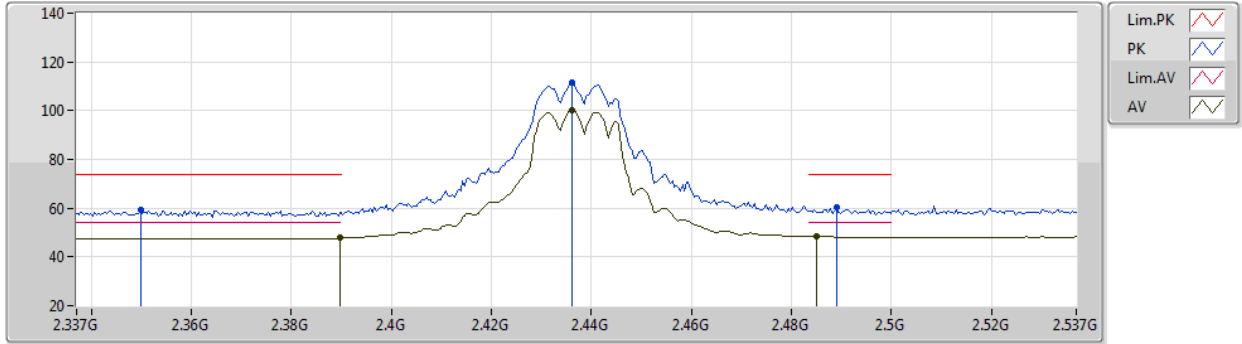


Type	Freq (Hz)	Level (dBuV/m)	Limit (dBuV/m)	Margin (dB)	Factor (dB)	Dist (m)	Condition	Azimuth (°)	Height (m)	Comment	Raw (dBuV)	AF (dB)	CL (dB)	PA (dB)
AV	2.39G	49.78	54.00	-4.22	35.63	3	Horizontal	8	1.51	-	14.15	29.68	5.95	-
AV	2.416G	99.68	Inf	-Inf	35.76	3	Horizontal	8	1.51	-	63.92	29.78	5.98	-
PK	2.3898G	63.61	74.00	-10.39	35.63	3	Horizontal	8	1.51	-	27.98	29.68	5.95	-
PK	2.416G	110.20	Inf	-Inf	35.76	3	Horizontal	8	1.51	-	74.44	29.78	5.98	-

802.11g_Nss1,(6Mbps)_2TX

15/06/2020

2437MHz_TX

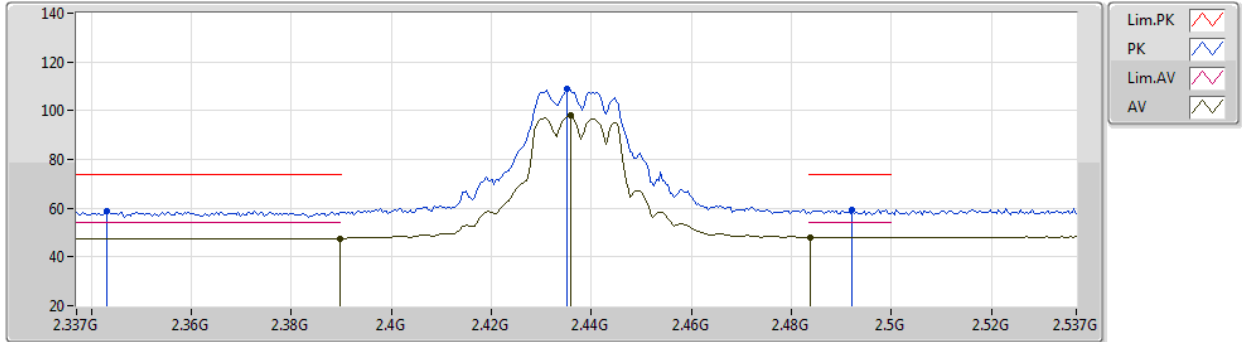


Type	Freq (Hz)	Level (dBuV/m)	Limit (dBuV/m)	Margin (dB)	Factor (dB)	Dist (m)	Condition	Azimuth (°)	Height (m)	Comment	Raw (dBuV)	AF (dB)	CL (dB)	PA (dB)
AV	2.3898G	47.73	54.00	-6.27	35.63	3	Vertical	0	1.00	-	12.10	29.68	5.95	-
AV	2.4362G	100.42	Inf	-Inf	35.88	3	Vertical	0	1.00	-	64.54	29.88	6.00	-
AV	2.485G	48.35	54.00	-5.65	36.18	3	Vertical	0	1.00	-	12.17	30.12	6.06	-
PK	2.3498G	59.20	74.00	-14.80	35.52	3	Vertical	0	1.00	-	23.68	29.60	5.92	-
PK	2.4362G	111.50	Inf	-Inf	35.88	3	Vertical	0	1.00	-	75.62	29.88	6.00	-
PK	2.489G	60.14	74.00	-13.86	36.21	3	Vertical	0	1.00	-	23.93	30.14	6.07	-

802.11g_Nss1,(6Mbps)_2TX

15/06/2020

2437MHz_TX



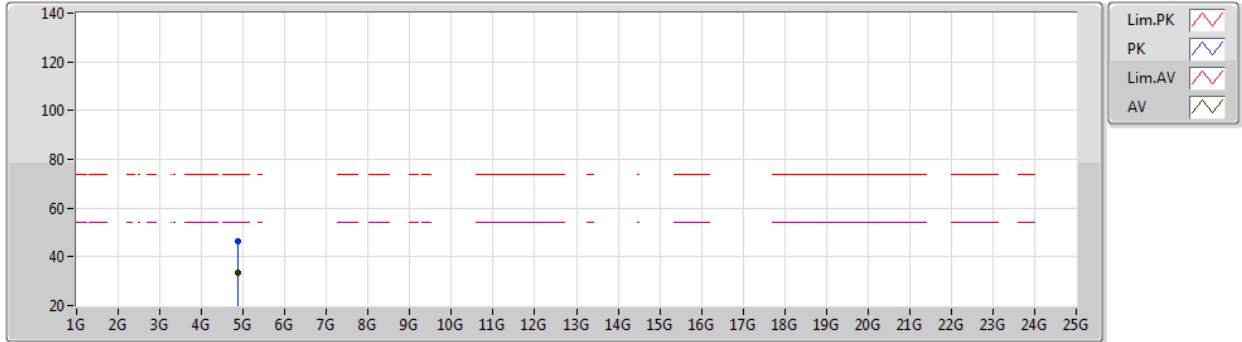
Type	Freq (Hz)	Level (dBuV/m)	Limit (dBuV/m)	Margin (dB)	Factor (dB)	Dist (m)	Condition	Azimuth (°)	Height (m)	Comment	Raw (dBuV)	AF (dB)	CL (dB)	PA (dB)
AV	2.3898G	47.54	54.00	-6.46	35.63	3	Horizontal	29	1.41	-	11.91	29.68	5.95	-
AV	2.4358G	97.97	Inf	-Inf	35.88	3	Horizontal	29	1.41	-	62.09	29.88	6.00	-
AV	2.4838G	48.11	54.00	-5.89	36.18	3	Horizontal	29	1.41	-	11.93	30.12	6.06	-
PK	2.343G	58.82	74.00	-15.18	35.51	3	Horizontal	29	1.41	-	23.31	29.59	5.92	-
PK	2.435G	109.08	Inf	-Inf	35.87	3	Horizontal	29	1.41	-	73.21	29.87	6.00	-
PK	2.4922G	59.24	74.00	-14.76	36.23	3	Horizontal	29	1.41	-	23.01	30.16	6.07	-



802.11g_Nss1,(6Mbps)_2TX

15/06/2020

2437MHz_TX



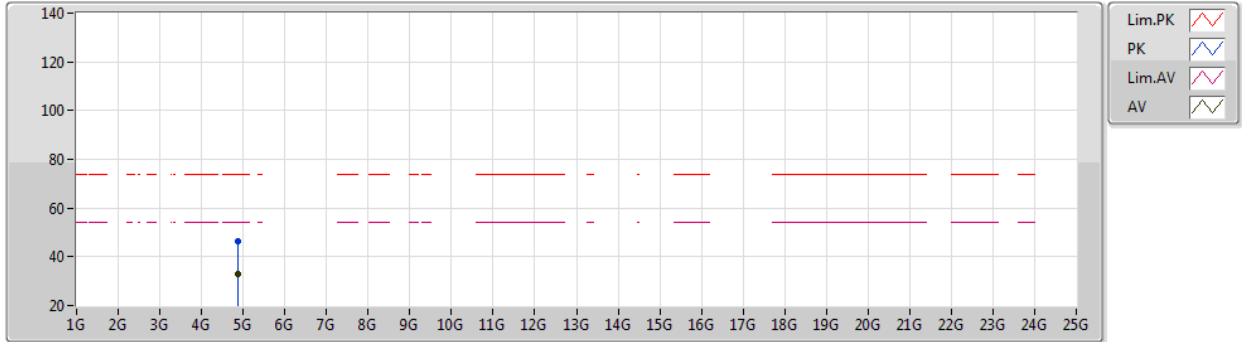
Type	Freq (Hz)	Level (dBuV/m)	Limit (dBuV/m)	Margin (dB)	Factor (dB)	Dist (m)	Condition	Azimuth (°)	Height (m)	Comment	Raw (dBuV)	AF (dB)	CL (dB)	PA (dB)
AV	4.87316G	33.30	54.00	-20.70	8.18	3	Vertical	64	1.00	-	25.12	33.75	8.30	33.87
PK	4.87382G	46.44	74.00	-27.56	8.18	3	Vertical	64	1.00	-	38.26	33.75	8.30	33.87



802.11g_Nss1,(6Mbps)_2TX

15/06/2020

2437MHz_TX

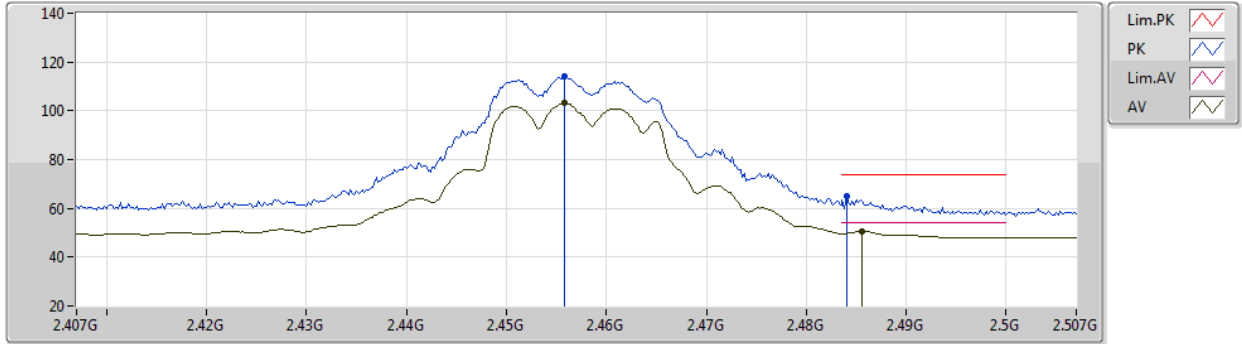


Type	Freq (Hz)	Level (dBuV/m)	Limit (dBuV/m)	Margin (dB)	Factor (dB)	Dist (m)	Condition	Azimuth (°)	Height (m)	Comment	Raw (dBuV)	AF (dB)	CL (dB)	PA (dB)
AV	4.87286G	33.08	54.00	-20.92	8.18	3	Horizontal	58	1.00	-	24.90	33.75	8.30	33.87
PK	4.8722G	46.27	74.00	-27.73	8.17	3	Horizontal	58	1.00	-	38.10	33.74	8.30	33.87

802.11g_Nss1,(6Mbps)_2TX

15/06/2020

2457MHz_TX

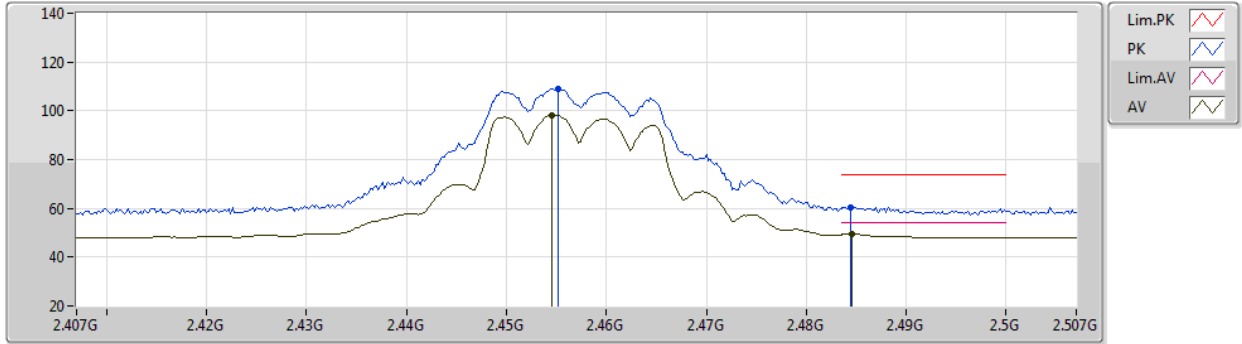


Type	Freq (Hz)	Level (dBuV/m)	Limit (dBuV/m)	Margin (dB)	Factor (dB)	Dist (m)	Condition	Azimuth (°)	Height (m)	Comment	Raw (dBuV)	AF (dB)	CL (dB)	PA (dB)
AV	2.4558G	103.16	Inf	-Inf	36.01	3	Vertical	0	1.08	-	67.15	29.98	6.03	-
AV	2.4856G	50.66	54.00	-3.34	36.19	3	Vertical	0	1.08	-	14.47	30.13	6.06	-
PK	2.4558G	114.05	Inf	-Inf	36.01	3	Vertical	0	1.08	-	78.04	29.98	6.03	-
PK	2.484G	65.18	74.00	-8.82	36.18	3	Vertical	0	1.08	-	29.00	30.12	6.06	-

802.11g_Nss1,(6Mbps)_2TX

15/06/2020

2457MHz_TX

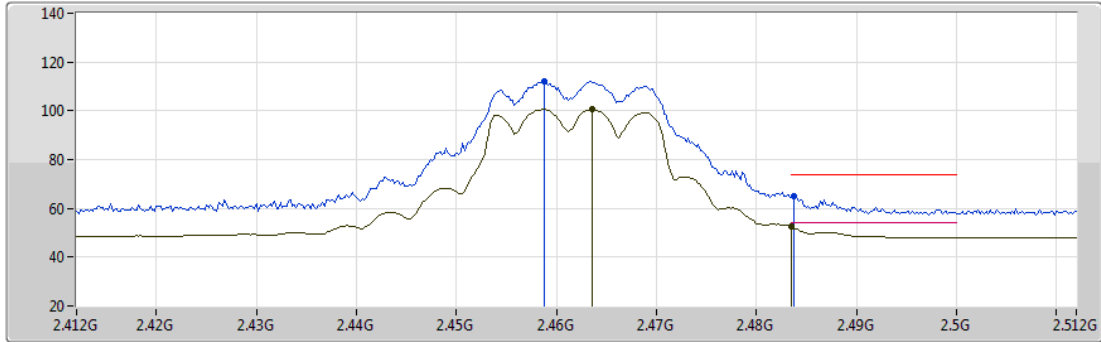


Type	Freq (Hz)	Level (dBuV/m)	Limit (dBuV/m)	Margin (dB)	Factor (dB)	Dist (m)	Condition	Azimuth (°)	Height (m)	Comment	Raw (dBuV)	AF (dB)	CL (dB)	PA (dB)
AV	2.4546G	98.27	Inf	-Inf	36.00	3	Horizontal	21	1.64	-	62.27	29.97	6.03	-
AV	2.4846G	49.44	54.00	-4.56	36.18	3	Horizontal	21	1.64	-	13.26	30.12	6.06	-
PK	2.4552G	109.03	Inf	-Inf	36.01	3	Horizontal	21	1.64	-	73.02	29.98	6.03	-
PK	2.4844G	60.55	74.00	-13.45	36.18	3	Horizontal	21	1.64	-	24.37	30.12	6.06	-

802.11g_Nss1,(6Mbps)_2TX

15/06/2020

2462MHz_TX

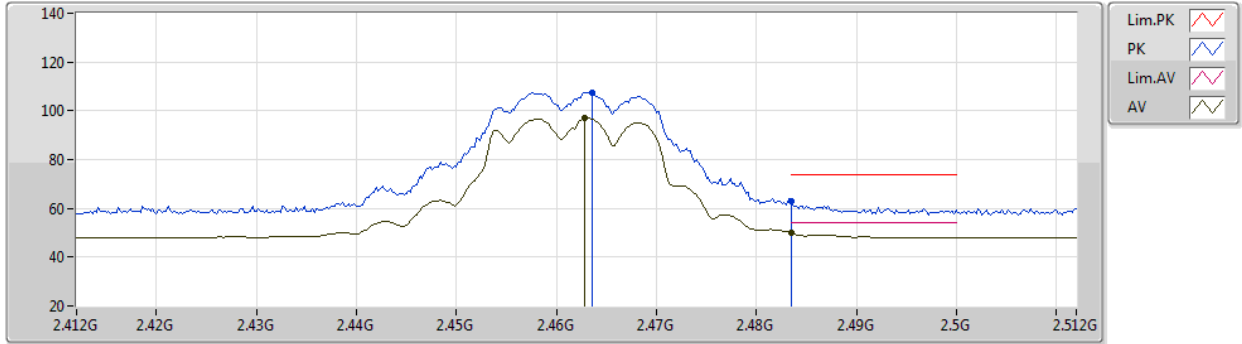


Type	Freq (Hz)	Level (dBuV/m)	Limit (dBuV/m)	Margin (dB)	Factor (dB)	Dist (m)	Condition	Azimuth (°)	Height (m)	Comment	Raw (dBuV)	AF (dB)	CL (dB)	PA (dB)
AV	2.4636G	100.56	Inf	-Inf	36.06	3	Vertical	0	1.04	-	64.50	30.02	6.04	-
AV	2.4835G	52.34	54.00	-1.66	36.18	3	Vertical	0	1.04	-	16.16	30.12	6.06	-
PK	2.4588G	112.17	Inf	-Inf	36.02	3	Vertical	0	1.04	-	76.15	29.99	6.03	-
PK	2.4838G	65.05	74.00	-8.95	36.18	3	Vertical	0	1.04	-	28.87	30.12	6.06	-

802.11g_Nss1,(6Mbps)_2TX

15/06/2020

2462MHz_TX



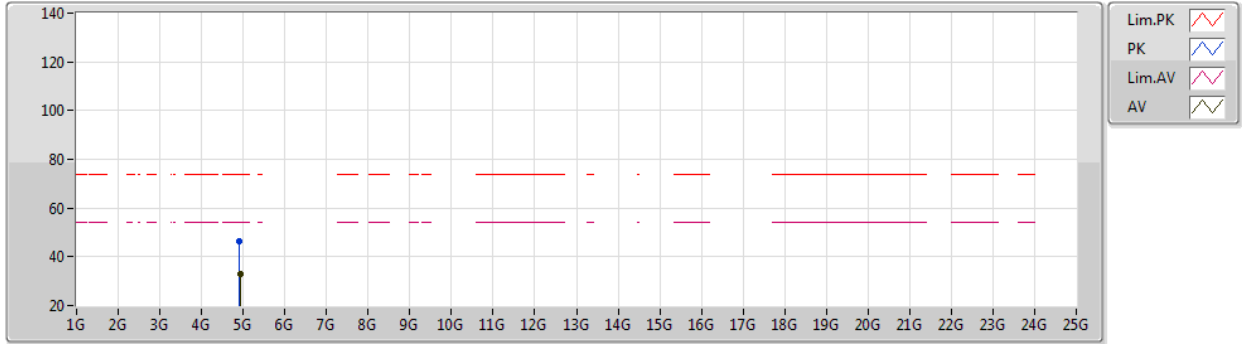
Type	Freq (Hz)	Level (dBuV/m)	Limit (dBuV/m)	Margin (dB)	Factor (dB)	Dist (m)	Condition	Azimuth (°)	Height (m)	Comment	Raw (dBuV)	AF (dB)	CL (dB)	PA (dB)
AV	2.4628G	97.00	Inf	-Inf	36.05	3	Horizontal	33	1.17	-	60.95	30.01	6.04	-
AV	2.4835G	49.99	54.00	-4.01	36.18	3	Horizontal	33	1.17	-	13.81	30.12	6.06	-
PK	2.4636G	107.60	Inf	-Inf	36.06	3	Horizontal	33	1.17	-	71.54	30.02	6.04	-
PK	2.4835G	62.91	74.00	-11.09	36.18	3	Horizontal	33	1.17	-	26.73	30.12	6.06	-



802.11g_Nss1,(6Mbps)_2TX

15/06/2020

2462MHz_TX



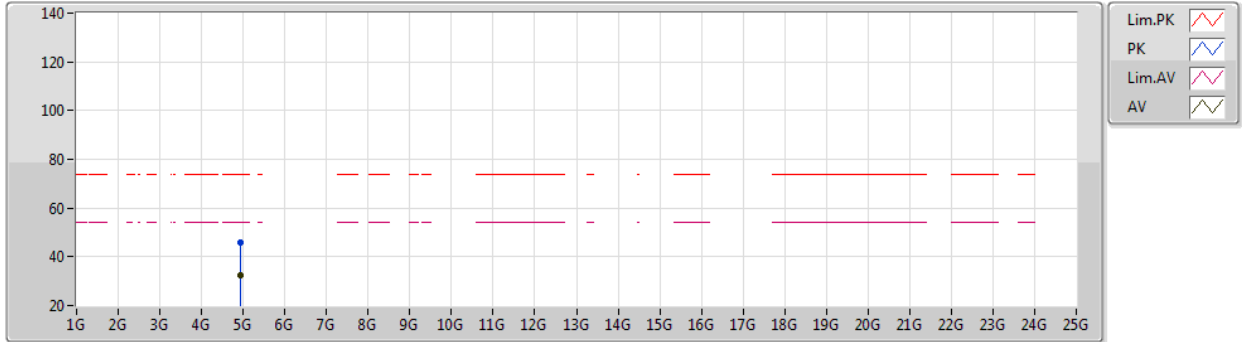
Type	Freq (Hz)	Level (dBuV/m)	Limit (dBuV/m)	Margin (dB)	Factor (dB)	Dist (m)	Condition	Azimuth (°)	Height (m)	Comment	Raw (dBuV)	AF (dB)	CL (dB)	PA (dB)
AV	4.9219G	33.04	54.00	-20.96	8.32	3	Vertical	254	1.07	-	24.72	33.84	8.33	33.85
PK	4.9174G	46.60	74.00	-27.40	8.31	3	Vertical	254	1.07	-	38.29	33.83	8.33	33.85



802.11g_Nss1,(6Mbps)_2TX

15/06/2020

2462MHz_TX

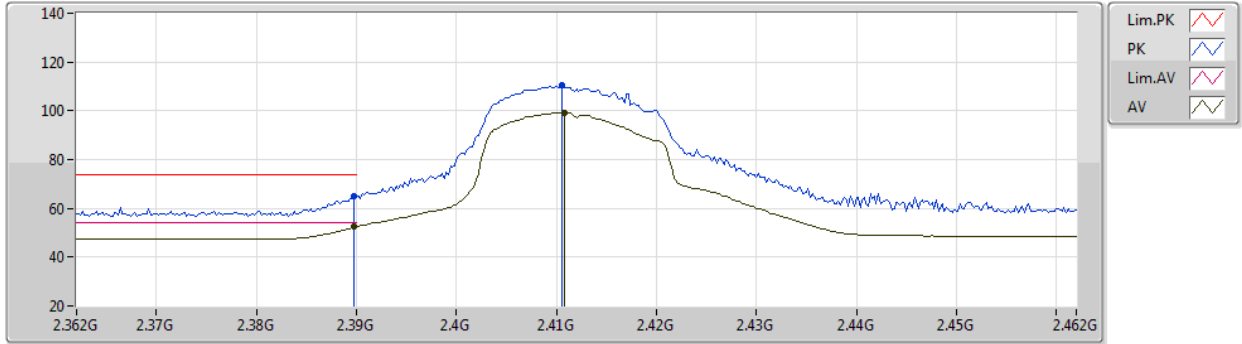


Type	Freq (Hz)	Level (dBuV/m)	Limit (dBuV/m)	Margin (dB)	Factor (dB)	Dist (m)	Condition	Azimuth (°)	Height (m)	Comment	Raw (dBuV)	AF (dB)	CL (dB)	PA (dB)
AV	4.92226G	32.40	54.00	-21.60	8.32	3	Horizontal	0	1.49	-	24.08	33.84	8.33	33.85
PK	4.9384G	45.77	74.00	-28.23	8.38	3	Horizontal	0	1.49	-	37.39	33.88	8.34	33.84

802.11n HT20_Nss1,(MCS0)_2TX

15/06/2020

2412MHz_TX

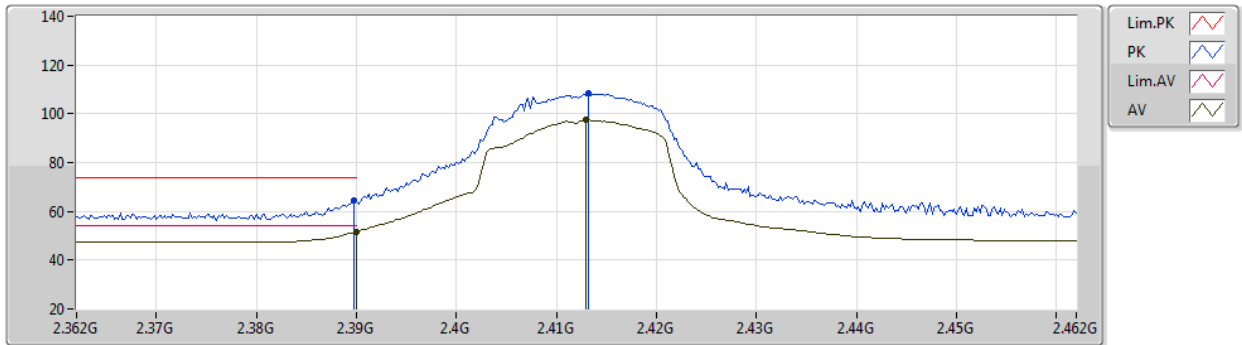


Type	Freq (Hz)	Level (dBuV/m)	Limit (dBuV/m)	Margin (dB)	Factor (dB)	Dist (m)	Condition	Azimuth (°)	Height (m)	Comment	Raw (dBuV)	AF (dB)	CL (dB)	PA (dB)
AV	2.3898G	52.40	54.00	-1.60	35.63	3	Vertical	14	1.00	-	16.77	29.68	5.95	-
AV	2.4108G	99.27	Inf	-Inf	35.72	3	Vertical	14	1.00	-	63.55	29.75	5.97	-
PK	2.3898G	64.78	74.00	-9.22	35.63	3	Vertical	14	1.00	-	29.15	29.68	5.95	-
PK	2.4106G	110.32	Inf	-Inf	35.72	3	Vertical	14	1.00	-	74.60	29.75	5.97	-

802.11n HT20_Nss1,(MCS0)_2TX

15/06/2020

2412MHz_TX



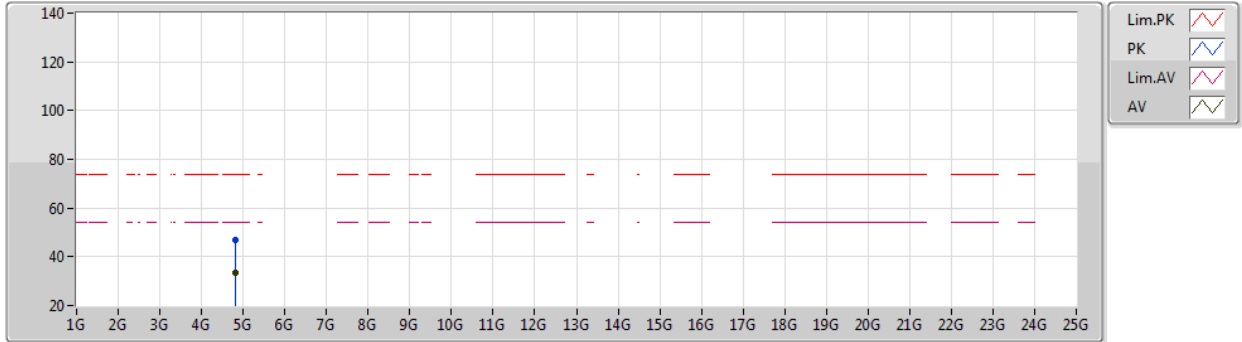
Type	Freq (Hz)	Level (dBuV/m)	Limit (dBuV/m)	Margin (dB)	Factor (dB)	Dist (m)	Condition	Azimuth (°)	Height (m)	Comment	Raw (dBuV)	AF (dB)	CL (dB)	PA (dB)
AV	2.39G	51.70	54.00	-2.30	35.63	3	Horizontal	344	1.17	-	16.07	29.68	5.95	-
AV	2.413G	97.47	Inf	-Inf	35.75	3	Horizontal	344	1.17	-	61.72	29.77	5.98	-
PK	2.3898G	64.34	74.00	-9.66	35.63	3	Horizontal	344	1.17	-	28.71	29.68	5.95	-
PK	2.4132G	108.50	Inf	-Inf	35.75	3	Horizontal	344	1.17	-	72.75	29.77	5.98	-



802.11n HT20_Nss1,(MCS0)_2TX

15/06/2020

2412MHz_TX

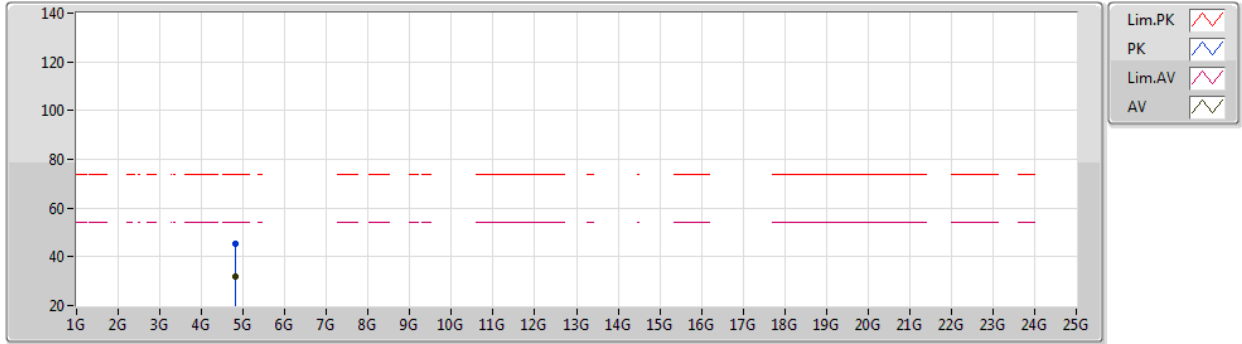


Type	Freq (Hz)	Level (dBuV/m)	Limit (dBuV/m)	Margin (dB)	Factor (dB)	Dist (m)	Condition	Azimuth (°)	Height (m)	Comment	Raw (dBuV)	AF (dB)	CL (dB)	PA (dB)
AV	4.818G	33.25	54.00	-20.75	8.00	3	Vertical	284	1.28	-	25.25	33.64	8.26	33.90
PK	4.81752G	46.72	74.00	-27.28	8.00	3	Vertical	284	1.28	-	38.72	33.64	8.26	33.90

802.11n HT20_Nss1,(MCS0)_2TX

15/06/2020

2412MHz_TX

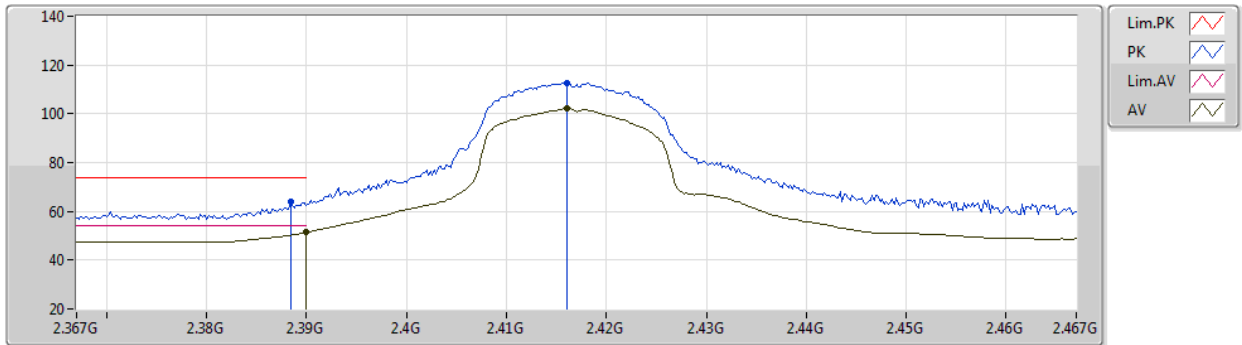


Type	Freq (Hz)	Level (dBuV/m)	Limit (dBuV/m)	Margin (dB)	Factor (dB)	Dist (m)	Condition	Azimuth (°)	Height (m)	Comment	Raw (dBuV)	AF (dB)	CL (dB)	PA (dB)
AV	4.82388G	32.05	54.00	-21.95	8.02	3	Horizontal	358	1.15	-	24.03	33.65	8.27	33.90
PK	4.82568G	45.34	74.00	-28.66	8.02	3	Horizontal	358	1.15	-	37.32	33.65	8.27	33.90

802.11n HT20_Nss1,(MCS0)_2TX

15/06/2020

2417MHz_TX

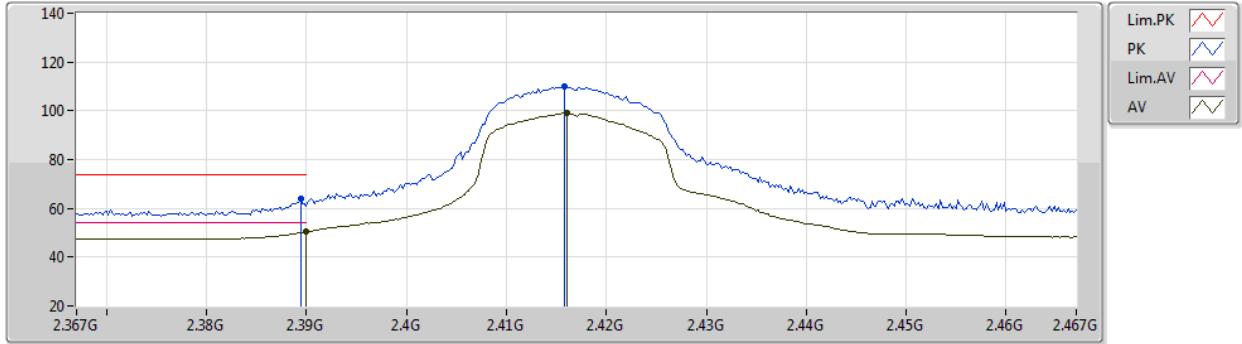


Type	Freq (Hz)	Level (dBuV/m)	Limit (dBuV/m)	Margin (dB)	Factor (dB)	Dist (m)	Condition	Azimuth (°)	Height (m)	Comment	Raw (dBuV)	AF (dB)	CL (dB)	PA (dB)
AV	2.39G	51.42	54.00	-2.58	35.63	3	Vertical	129	1.01	-	15.79	29.68	5.95	-
AV	2.416G	102.05	Inf	-Inf	35.76	3	Vertical	129	1.01	-	66.29	29.78	5.98	-
PK	2.3884G	63.95	74.00	-10.05	35.63	3	Vertical	129	1.01	-	28.32	29.68	5.95	-
PK	2.416G	112.68	Inf	-Inf	35.76	3	Vertical	129	1.01	-	76.92	29.78	5.98	-

802.11n HT20_Nss1,(MCS0)_2TX

15/06/2020

2417MHz_TX

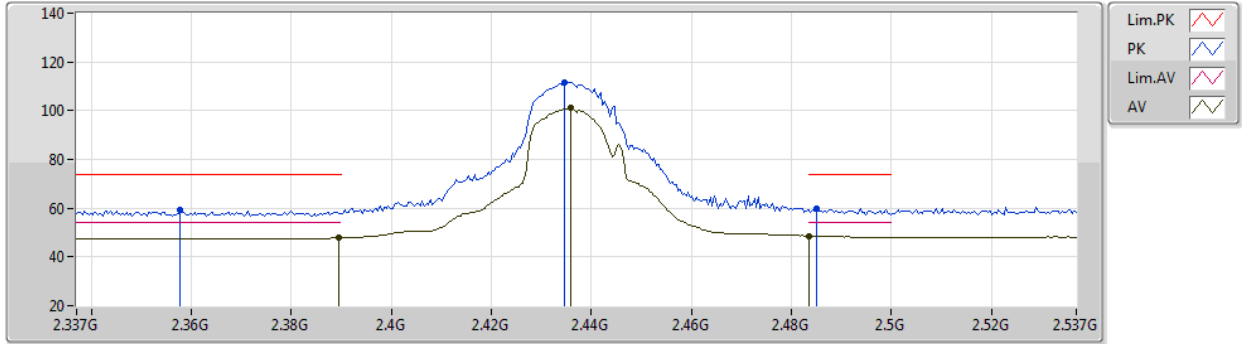


Type	Freq (Hz)	Level (dBuV/m)	Limit (dBuV/m)	Margin (dB)	Factor (dB)	Dist (m)	Condition	Azimuth (°)	Height (m)	Comment	Raw (dBuV)	AF (dB)	CL (dB)	PA (dB)
AV	2.39G	50.31	54.00	-3.69	35.63	3	Horizontal	16	1.48	-	14.68	29.68	5.95	-
AV	2.416G	99.28	Inf	-Inf	35.76	3	Horizontal	16	1.48	-	63.52	29.78	5.98	-
PK	2.3894G	63.75	74.00	-10.25	35.63	3	Horizontal	16	1.48	-	28.12	29.68	5.95	-
PK	2.4158G	109.84	Inf	-Inf	35.76	3	Horizontal	16	1.48	-	74.08	29.78	5.98	-

802.11n HT20_Nss1,(MCS0)_2TX

15/06/2020

2437MHz_TX

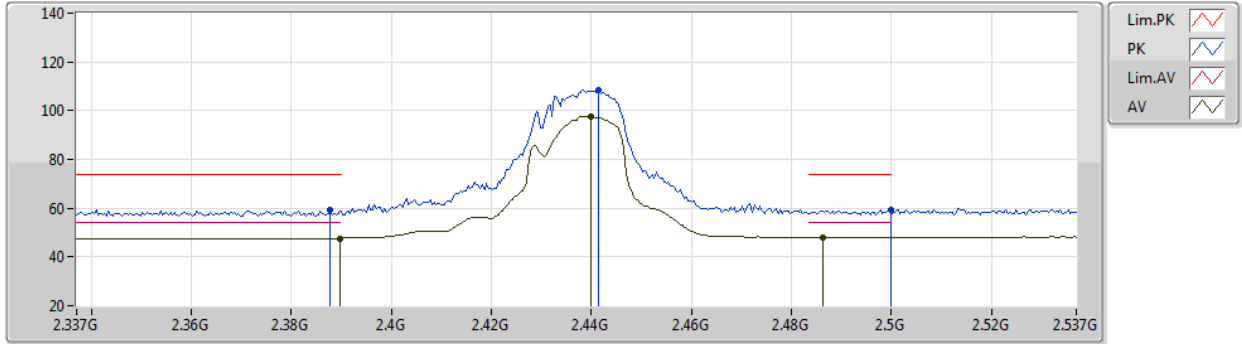


Type	Freq (Hz)	Level (dBuV/m)	Limit (dBuV/m)	Margin (dB)	Factor (dB)	Dist (m)	Condition	Azimuth (°)	Height (m)	Comment	Raw (dBuV)	AF (dB)	CL (dB)	PA (dB)
AV	2.3894G	47.87	54.00	-6.13	35.63	3	Vertical	8	0.99	-	12.24	29.68	5.95	-
AV	2.4358G	101.13	Inf	-Inf	35.88	3	Vertical	8	0.99	-	65.25	29.88	6.00	-
AV	2.4835G	48.58	54.00	-5.42	36.18	3	Vertical	8	0.99	-	12.40	30.12	6.06	-
PK	2.3578G	59.22	74.00	-14.78	35.55	3	Vertical	8	0.99	-	23.67	29.62	5.93	-
PK	2.4346G	111.72	Inf	-Inf	35.87	3	Vertical	8	0.99	-	75.85	29.87	6.00	-
PK	2.485G	59.89	74.00	-14.11	36.18	3	Vertical	8	0.99	-	23.71	30.12	6.06	-

802.11n HT20_Nss1,(MCS0)_2TX

15/06/2020

2437MHz_TX



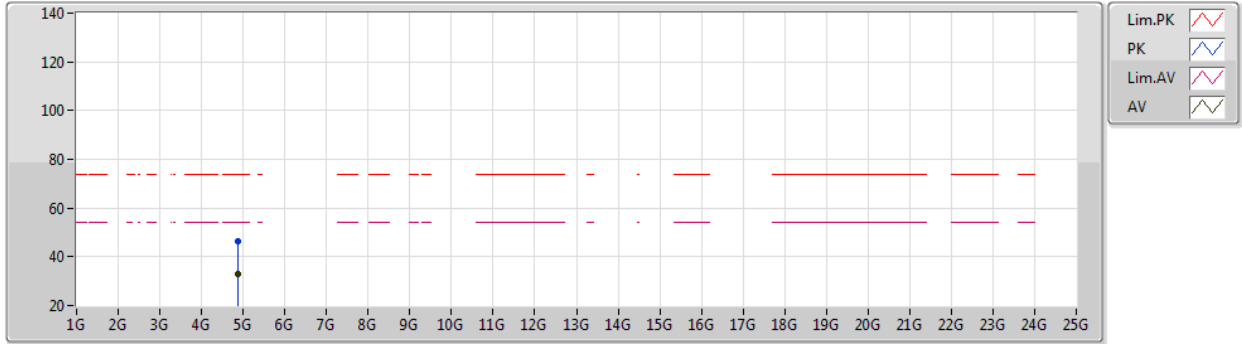
Type	Freq (Hz)	Level (dBuV/m)	Limit (dBuV/m)	Margin (dB)	Factor (dB)	Dist (m)	Condition	Azimuth (°)	Height (m)	Comment	Raw (dBuV)	AF (dB)	CL (dB)	PA (dB)
AV	2.3898G	47.67	54.00	-6.33	35.63	3	Horizontal	352	1.31	-	12.04	29.68	5.95	-
AV	2.4398G	97.61	Inf	-Inf	35.91	3	Horizontal	352	1.31	-	61.70	29.90	6.01	-
AV	2.4862G	48.03	54.00	-5.97	36.19	3	Horizontal	352	1.31	-	11.84	30.13	6.06	-
PK	2.3878G	59.29	74.00	-14.71	35.63	3	Horizontal	352	1.31	-	23.66	29.68	5.95	-
PK	2.4414G	108.36	Inf	-Inf	35.92	3	Horizontal	352	1.31	-	72.44	29.91	6.01	-
PK	2.4998G	59.54	74.00	-14.46	36.28	3	Horizontal	352	1.31	-	23.26	30.20	6.08	-



802.11n HT20_Nss1,(MCS0)_2TX

15/06/2020

2437MHz_TX



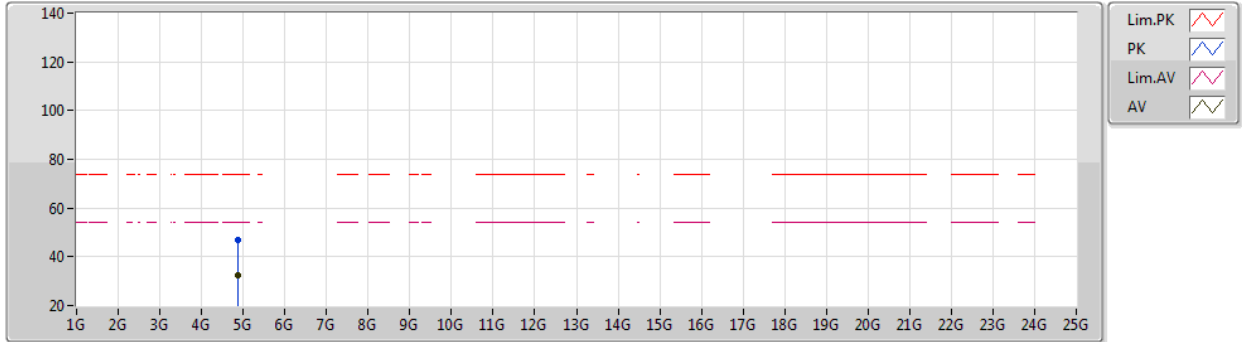
Type	Freq (Hz)	Level (dBuV/m)	Limit (dBuV/m)	Margin (dB)	Factor (dB)	Dist (m)	Condition	Azimuth (°)	Height (m)	Comment	Raw (dBuV)	AF (dB)	CL (dB)	PA (dB)
AV	4.87526G	32.77	54.00	-21.23	8.18	3	Vertical	289	1.34	-	24.59	33.75	8.30	33.87
PK	4.8749G	46.17	74.00	-27.83	8.18	3	Vertical	289	1.34	-	37.99	33.75	8.30	33.87



802.11n HT20_Nss1,(MCS0)_2TX

15/06/2020

2437MHz_TX

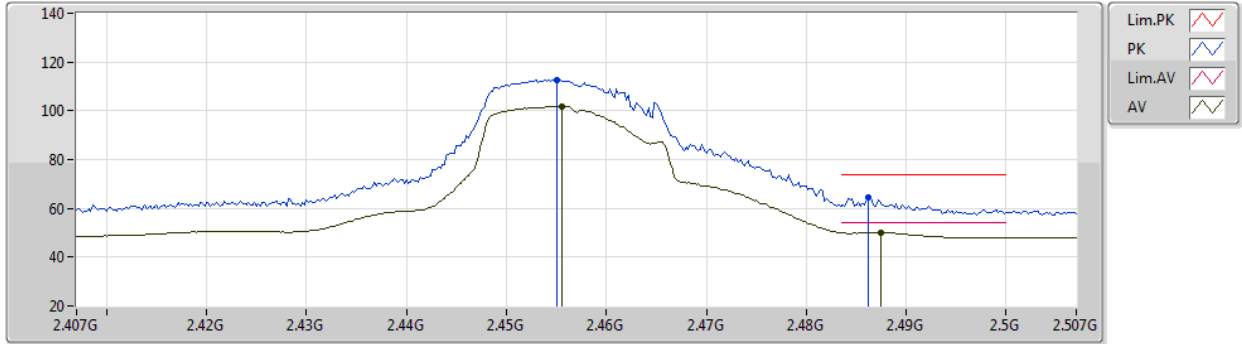


Type	Freq (Hz)	Level (dBuV/m)	Limit (dBuV/m)	Margin (dB)	Factor (dB)	Dist (m)	Condition	Azimuth (°)	Height (m)	Comment	Raw (dBuV)	AF (dB)	CL (dB)	PA (dB)
AV	4.87376G	32.33	54.00	-21.67	8.18	3	Horizontal	133	1.36	-	24.15	33.75	8.30	33.87
PK	4.87436G	46.64	74.00	-27.36	8.18	3	Horizontal	133	1.36	-	38.46	33.75	8.30	33.87

802.11n HT20_Nss1,(MCS0)_2TX

15/06/2020

2457MHz_TX

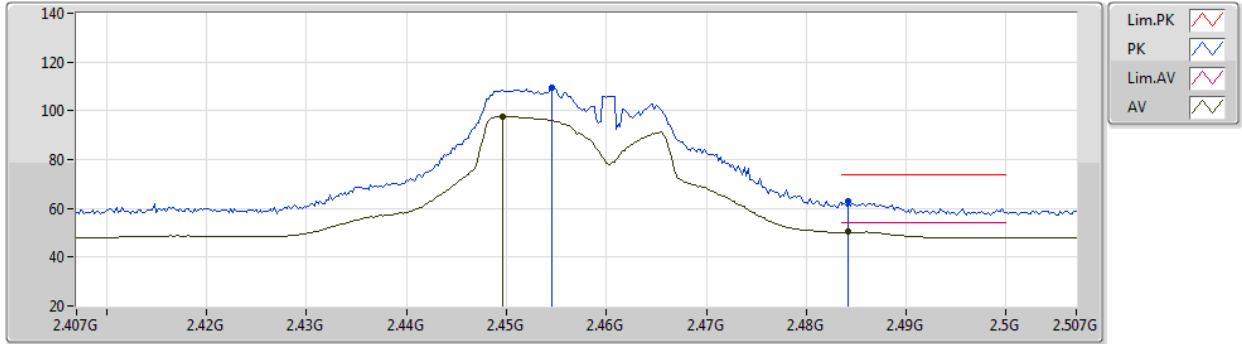


Type	Freq (Hz)	Level (dBuV/m)	Limit (dBuV/m)	Margin (dB)	Factor (dB)	Dist (m)	Condition	Azimuth (°)	Height (m)	Comment	Raw (dBuV)	AF (dB)	CL (dB)	PA (dB)
AV	2.4556G	101.82	Inf	-Inf	36.01	3	Vertical	3	1.06	-	65.81	29.98	6.03	-
AV	2.4874G	50.05	54.00	-3.95	36.20	3	Vertical	3	1.06	-	13.85	30.14	6.06	-
PK	2.455G	112.76	Inf	-Inf	36.01	3	Vertical	3	1.06	-	76.75	29.98	6.03	-
PK	2.4862G	64.45	74.00	-9.55	36.19	3	Vertical	3	1.06	-	28.26	30.13	6.06	-

802.11n HT20_Nss1,(MCS0)_2TX

15/06/2020

2457MHz_TX

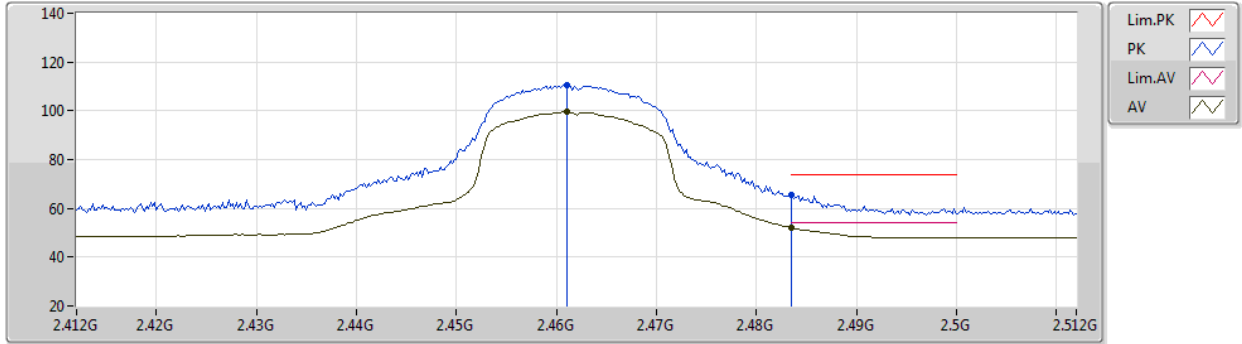


Type	Freq (Hz)	Level (dBuV/m)	Limit (dBuV/m)	Margin (dB)	Factor (dB)	Dist (m)	Condition	Azimuth (°)	Height (m)	Comment	Raw (dBuV)	AF (dB)	CL (dB)	PA (dB)
AV	2.4496G	97.67	Inf	-Inf	35.97	3	Horizontal	28	1.62	-	61.70	29.95	6.02	-
AV	2.4842G	50.26	54.00	-3.74	36.18	3	Horizontal	28	1.62	-	14.08	30.12	6.06	-
PK	2.4546G	109.23	Inf	-Inf	36.00	3	Horizontal	28	1.62	-	73.23	29.97	6.03	-
PK	2.4842G	62.70	74.00	-11.30	36.18	3	Horizontal	28	1.62	-	26.52	30.12	6.06	-

802.11n HT20_Nss1,(MCS0)_2TX

15/06/2020

2462MHz_TX

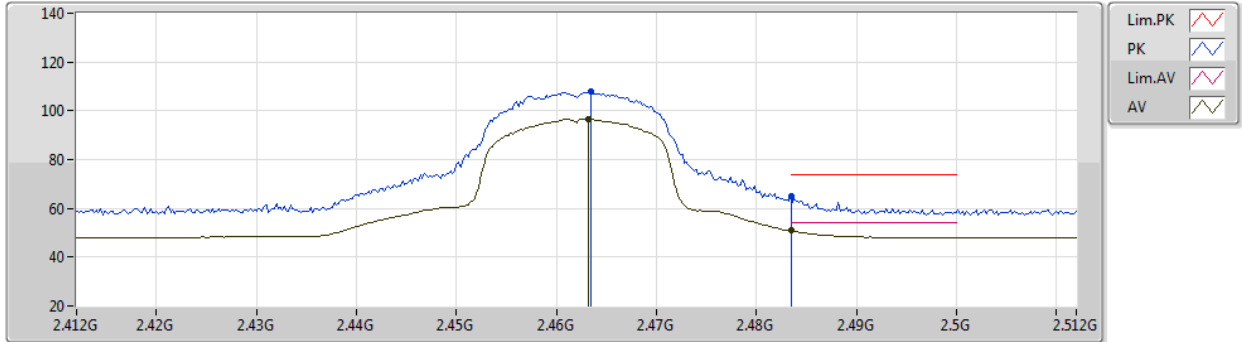


Type	Freq (Hz)	Level (dBuV/m)	Limit (dBuV/m)	Margin (dB)	Factor (dB)	Dist (m)	Condition	Azimuth (°)	Height (m)	Comment	Raw (dBuV)	AF (dB)	CL (dB)	PA (dB)
AV	2.461G	99.54	Inf	-Inf	36.03	3	Vertical	130	1.04	-	63.51	30.00	6.03	-
AV	2.4835G	52.06	54.00	-1.94	36.18	3	Vertical	130	1.04	-	15.88	30.12	6.06	-
PK	2.461G	110.60	Inf	-Inf	36.03	3	Vertical	130	1.04	-	74.57	30.00	6.03	-
PK	2.4835G	65.44	74.00	-8.56	36.18	3	Vertical	130	1.04	-	29.26	30.12	6.06	-

802.11n HT20_Nss1,(MCS0)_2TX

15/06/2020

2462MHz_TX

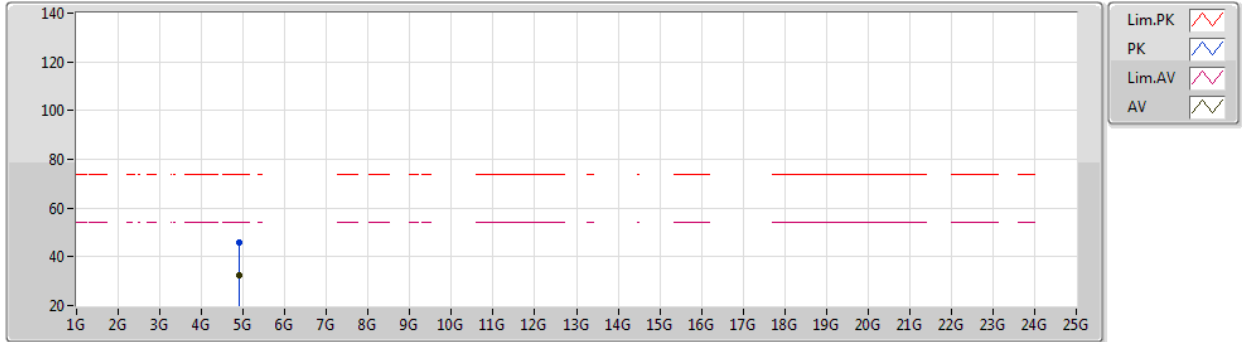


Type	Freq (Hz)	Level (dBuV/m)	Limit (dBuV/m)	Margin (dB)	Factor (dB)	Dist (m)	Condition	Azimuth (°)	Height (m)	Comment	Raw (dBuV)	AF (dB)	CL (dB)	PA (dB)
AV	2.4632G	96.64	Inf	-Inf	36.06	3	Horizontal	18	1.49	-	60.58	30.02	6.04	-
AV	2.4835G	50.78	54.00	-3.22	36.18	3	Horizontal	18	1.49	-	14.60	30.12	6.06	-
PK	2.4634G	107.70	Inf	-Inf	36.06	3	Horizontal	18	1.49	-	71.64	30.02	6.04	-
PK	2.4835G	64.79	74.00	-9.21	36.18	3	Horizontal	18	1.49	-	28.61	30.12	6.06	-

802.11n HT20_Nss1,(MCS0)_2TX

15/06/2020

2462MHz_TX



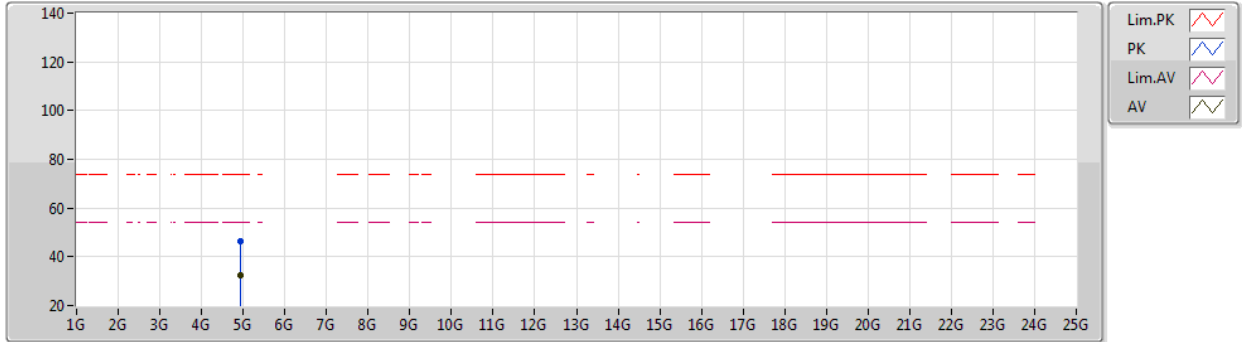
Type	Freq (Hz)	Level (dBuV/m)	Limit (dBuV/m)	Margin (dB)	Factor (dB)	Dist (m)	Condition	Azimuth (°)	Height (m)	Comment	Raw (dBuV)	AF (dB)	CL (dB)	PA (dB)
AV	4.91758G	32.57	54.00	-21.43	8.32	3	Vertical	249	1.00	-	24.25	33.84	8.33	33.85
PK	4.9192G	45.90	74.00	-28.10	8.32	3	Vertical	249	1.00	-	37.58	33.84	8.33	33.85



802.11n HT20_Nss1,(MCS0)_2TX

15/06/2020

2462MHz_TX

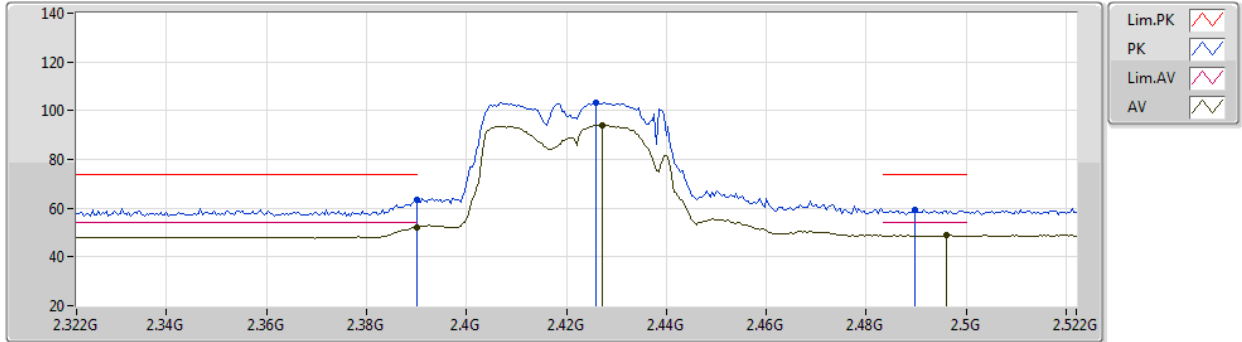


Type	Freq (Hz)	Level (dBuV/m)	Limit (dBuV/m)	Margin (dB)	Factor (dB)	Dist (m)	Condition	Azimuth (°)	Height (m)	Comment	Raw (dBuV)	AF (dB)	CL (dB)	PA (dB)
AV	4.9213G	32.22	54.00	-21.78	8.32	3	Horizontal	0	1.50	-	23.90	33.84	8.33	33.85
PK	4.93384G	46.50	74.00	-27.50	8.37	3	Horizontal	0	1.50	-	38.13	33.87	8.34	33.84

802.11n HT40_Nss1,(MCS0)_2TX

15/06/2020

2422MHz_TX

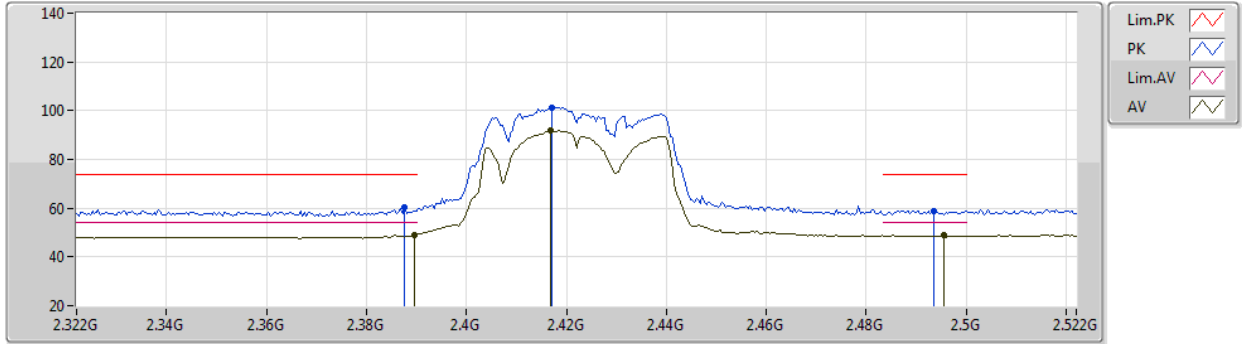


Type	Freq (Hz)	Level (dBuV/m)	Limit (dBuV/m)	Margin (dB)	Factor (dB)	Dist (m)	Condition	Azimuth (°)	Height (m)	Comment	Raw (dBuV)	AF (dB)	CL (dB)	PA (dB)
AV	2.39G	52.08	54.00	-1.92	35.63	3	Vertical	360	1.00	-	16.45	29.68	5.95	-
AV	2.4272G	94.07	Inf	-Inf	35.83	3	Vertical	360	1.00	-	58.24	29.84	5.99	-
AV	2.496G	48.96	54.00	-5.04	36.26	3	Vertical	360	1.00	-	12.70	30.18	6.08	-
PK	2.39G	63.19	74.00	-10.81	35.63	3	Vertical	360	1.00	-	27.56	29.68	5.95	-
PK	2.426G	103.27	Inf	-Inf	35.82	3	Vertical	360	1.00	-	67.45	29.83	5.99	-
PK	2.4896G	59.35	74.00	-14.65	36.22	3	Vertical	360	1.00	-	23.13	30.15	6.07	-

802.11n HT40_Nss1,(MCS0)_2TX

15/06/2020

2422MHz_TX



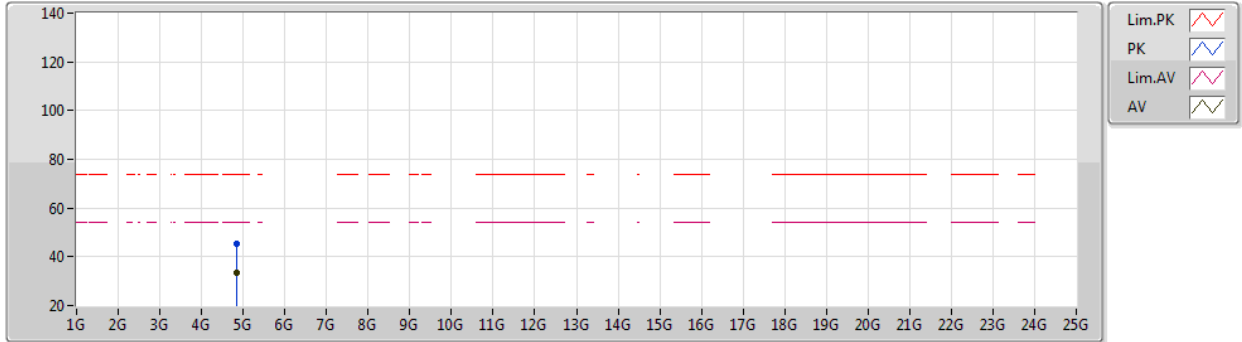
Type	Freq (Hz)	Level (dBuV/m)	Limit (dBuV/m)	Margin (dB)	Factor (dB)	Dist (m)	Condition	Azimuth (°)	Height (m)	Comment	Raw (dBuV)	AF (dB)	CL (dB)	PA (dB)
AV	2.3896G	49.21	54.00	-4.79	35.63	3	Horizontal	6	1.00	-	13.58	29.68	5.95	-
AV	2.4168G	91.88	Inf	-Inf	35.76	3	Horizontal	6	1.00	-	56.12	29.78	5.98	-
AV	2.4956G	48.85	54.00	-5.15	36.25	3	Horizontal	6	1.00	-	12.60	30.18	6.07	-
PK	2.3876G	60.10	74.00	-13.90	35.63	3	Horizontal	6	1.00	-	24.47	29.68	5.95	-
PK	2.4172G	101.14	Inf	-Inf	35.77	3	Horizontal	6	1.00	-	65.37	29.79	5.98	-
PK	2.4936G	58.99	74.00	-15.01	36.24	3	Horizontal	6	1.00	-	22.75	30.17	6.07	-



802.11n HT40_Nss1,(MCS0)_2TX

16/06/2020

2422MHz_TX



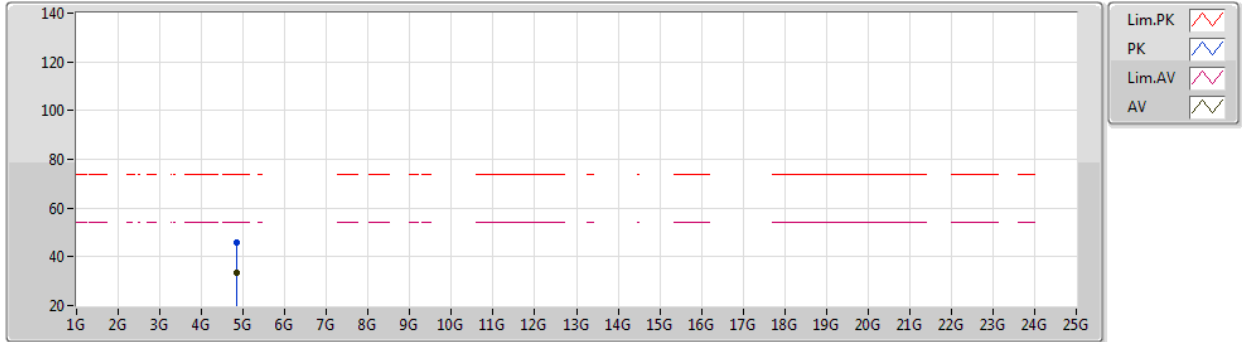
Type	Freq (Hz)	Level (dBuV/m)	Limit (dBuV/m)	Margin (dB)	Factor (dB)	Dist (m)	Condition	Azimuth (°)	Height (m)	Comment	Raw (dBuV)	AF (dB)	CL (dB)	PA (dB)
AV	4.85672G	33.29	54.00	-20.71	8.12	3	Vertical	304	1.12	-	25.17	33.71	8.29	33.88
PK	4.84892G	45.38	74.00	-28.62	8.09	3	Vertical	304	1.12	-	37.29	33.70	8.28	33.89



802.11n HT40_Nss1,(MCS0)_2TX

16/06/2020

2422MHz_TX

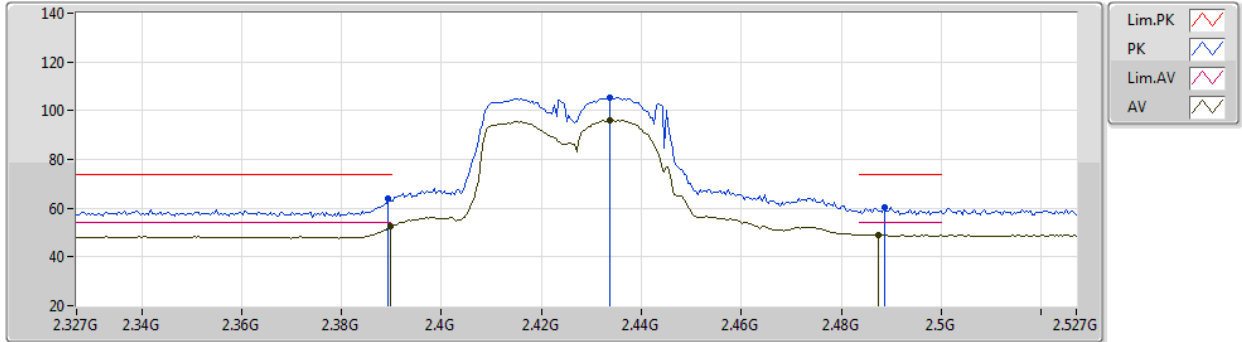


Type	Freq (Hz)	Level (dBuV/m)	Limit (dBuV/m)	Margin (dB)	Factor (dB)	Dist (m)	Condition	Azimuth (°)	Height (m)	Comment	Raw (dBuV)	AF (dB)	CL (dB)	PA (dB)
AV	4.84226G	33.51	54.00	-20.49	8.07	3	Horizontal	78	1.91	-	25.44	33.68	8.28	33.89
PK	4.84238G	45.87	74.00	-28.13	8.07	3	Horizontal	78	1.91	-	37.80	33.68	8.28	33.89

802.11n HT40_Nss1,(MCS0)_2TX

15/06/2020

2427MHz_TX

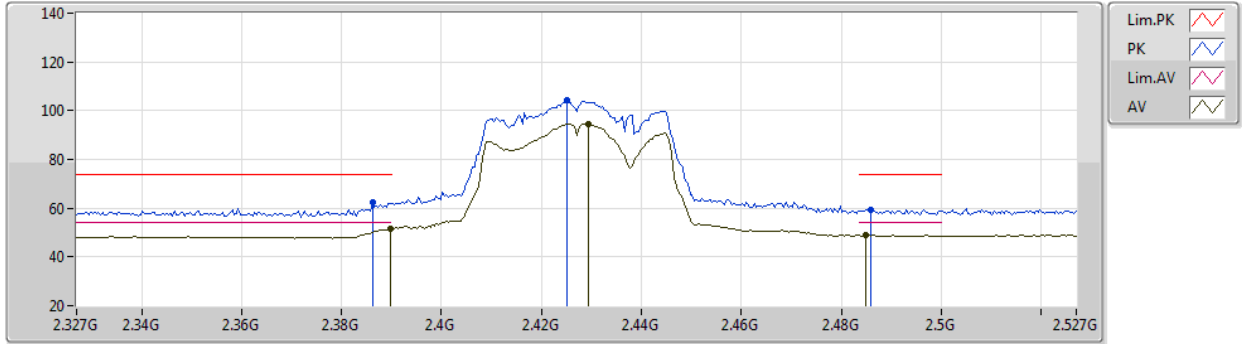


Type	Freq (Hz)	Level (dBuV/m)	Limit (dBuV/m)	Margin (dB)	Factor (dB)	Dist (m)	Condition	Azimuth (°)	Height (m)	Comment	Raw (dBuV)	AF (dB)	CL (dB)	PA (dB)
AV	2.3898G	52.34	54.00	-1.66	35.63	3	Vertical	8	1.00	-	16.71	29.68	5.95	-
AV	2.4338G	96.14	Inf	-Inf	35.87	3	Vertical	8	1.00	-	60.27	29.87	6.00	-
AV	2.4874G	49.04	54.00	-4.96	36.20	3	Vertical	8	1.00	-	12.84	30.14	6.06	-
PK	2.3894G	63.92	74.00	-10.08	35.63	3	Vertical	8	1.00	-	28.29	29.68	5.95	-
PK	2.4338G	105.50	Inf	-Inf	35.87	3	Vertical	8	1.00	-	69.63	29.87	6.00	-
PK	2.4886G	60.45	74.00	-13.55	36.21	3	Vertical	8	1.00	-	24.24	30.14	6.07	-

802.11n HT40_Nss1,(MCS0)_2TX

16/06/2020

2427MHz_TX

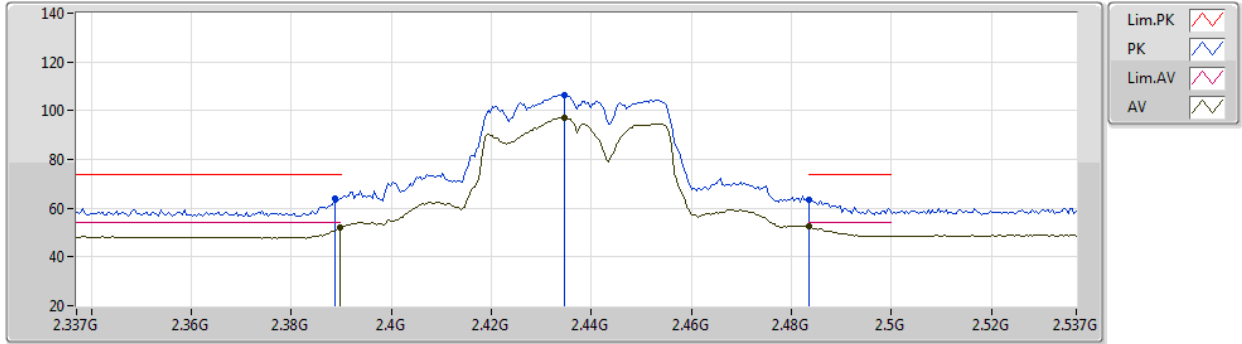


Type	Freq (Hz)	Level (dBuV/m)	Limit (dBuV/m)	Margin (dB)	Factor (dB)	Dist (m)	Condition	Azimuth (°)	Height (m)	Comment	Raw (dBuV)	AF (dB)	CL (dB)	PA (dB)
AV	2.3898G	51.51	54.00	-2.49	35.63	3	Horizontal	16	1.39	-	15.88	29.68	5.95	-
AV	2.4294G	94.70	Inf	-Inf	35.85	3	Horizontal	16	1.39	-	58.85	29.85	6.00	-
AV	2.485G	48.89	54.00	-5.11	36.18	3	Horizontal	16	1.39	-	12.71	30.12	6.06	-
PK	2.3862G	62.62	74.00	-11.38	35.62	3	Horizontal	16	1.39	-	27.00	29.67	5.95	-
PK	2.425G	104.16	Inf	-Inf	35.81	3	Horizontal	16	1.39	-	68.35	29.82	5.99	-
PK	2.4858G	59.45	74.00	-14.55	36.19	3	Horizontal	16	1.39	-	23.26	30.13	6.06	-

802.11n HT40_Nss1,(MCS0)_2TX

15/06/2020

2437MHz_TX

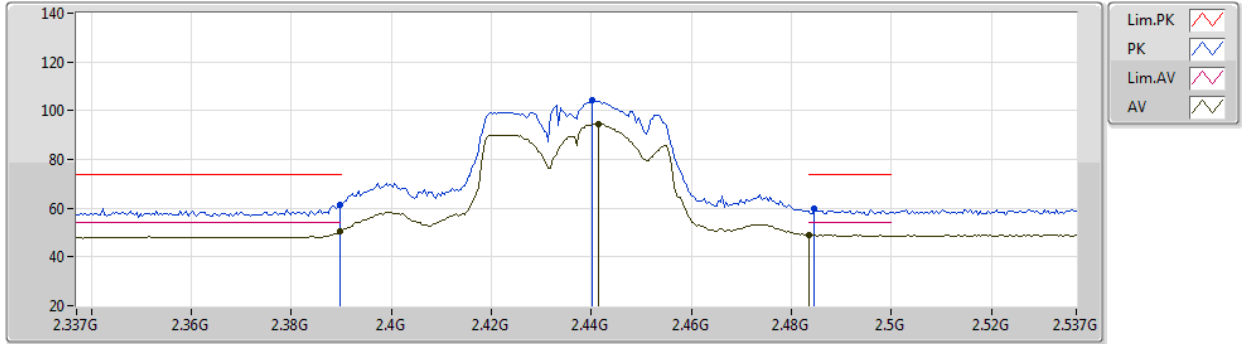


Type	Freq (Hz)	Level (dBuV/m)	Limit (dBuV/m)	Margin (dB)	Factor (dB)	Dist (m)	Condition	Azimuth (°)	Height (m)	Comment	Raw (dBuV)	AF (dB)	CL (dB)	PA (dB)
AV	2.3898G	51.89	54.00	-2.11	35.63	3	Vertical	1	1.00	-	16.26	29.68	5.95	-
AV	2.4346G	97.24	Inf	-Inf	35.87	3	Vertical	1	1.00	-	61.37	29.87	6.00	-
AV	2.4835G	52.38	54.00	-1.62	36.18	3	Vertical	1	1.00	-	16.20	30.12	6.06	-
PK	2.3886G	64.08	74.00	-9.92	35.63	3	Vertical	1	1.00	-	28.45	29.68	5.95	-
PK	2.4346G	106.54	Inf	-Inf	35.87	3	Vertical	1	1.00	-	70.67	29.87	6.00	-
PK	2.4835G	63.62	74.00	-10.38	36.18	3	Vertical	1	1.00	-	27.44	30.12	6.06	-

802.11n HT40_Nss1,(MCS0)_2TX

15/06/2020

2437MHz_TX



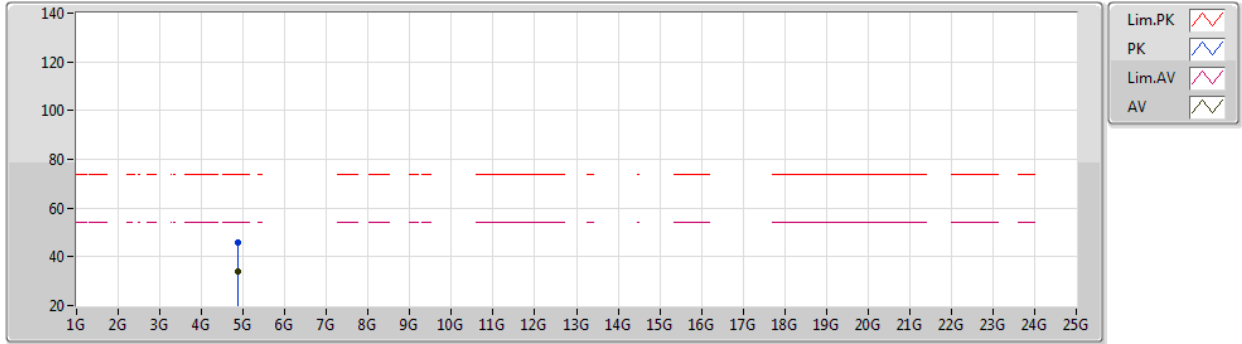
Type	Freq (Hz)	Level (dBuV/m)	Limit (dBuV/m)	Margin (dB)	Factor (dB)	Dist (m)	Condition	Azimuth (°)	Height (m)	Comment	Raw (dBuV)	AF (dB)	CL (dB)	PA (dB)
AV	2.3898G	50.31	54.00	-3.69	35.63	3	Horizontal	356	1.30	-	14.68	29.68	5.95	-
AV	2.4414G	94.54	Inf	-Inf	35.92	3	Horizontal	356	1.30	-	58.62	29.91	6.01	-
AV	2.4835G	49.11	54.00	-4.89	36.18	3	Horizontal	356	1.30	-	12.93	30.12	6.06	-
PK	2.3898G	61.58	74.00	-12.42	35.63	3	Horizontal	356	1.30	-	25.95	29.68	5.95	-
PK	2.4402G	104.26	Inf	-Inf	35.91	3	Horizontal	356	1.30	-	68.35	29.90	6.01	-
PK	2.4846G	59.64	74.00	-14.36	36.18	3	Horizontal	356	1.30	-	23.46	30.12	6.06	-



802.11n HT40_Nss1,(MCS0)_2TX

16/06/2020

2437MHz_TX



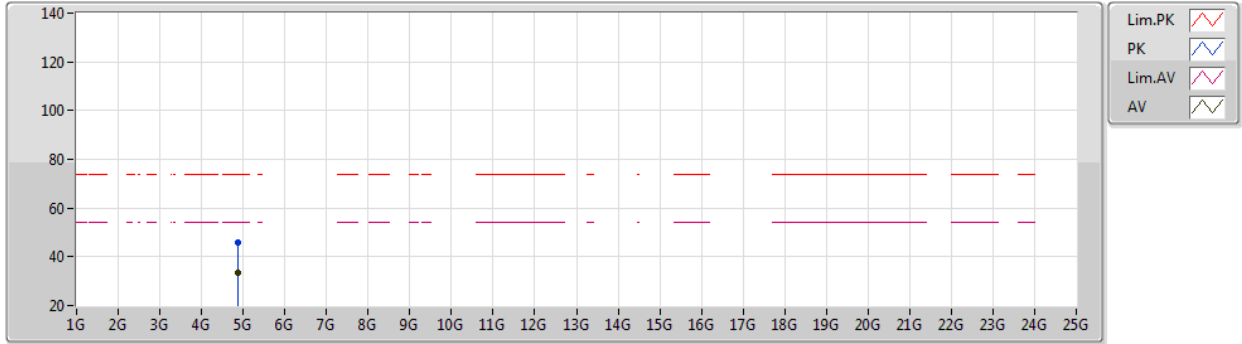
Type	Freq (Hz)	Level (dBuV/m)	Limit (dBuV/m)	Margin (dB)	Factor (dB)	Dist (m)	Condition	Azimuth (°)	Height (m)	Comment	Raw (dBuV)	AF (dB)	CL (dB)	PA (dB)
AV	4.8596G	33.94	54.00	-20.06	8.13	3	Vertical	299	2.22	-	25.81	33.72	8.29	33.88
PK	4.87532G	45.68	74.00	-28.32	8.18	3	Vertical	299	2.22	-	37.50	33.75	8.30	33.87



802.11n HT40_Nss1,(MCS0)_2TX

16/06/2020

2437MHz_TX

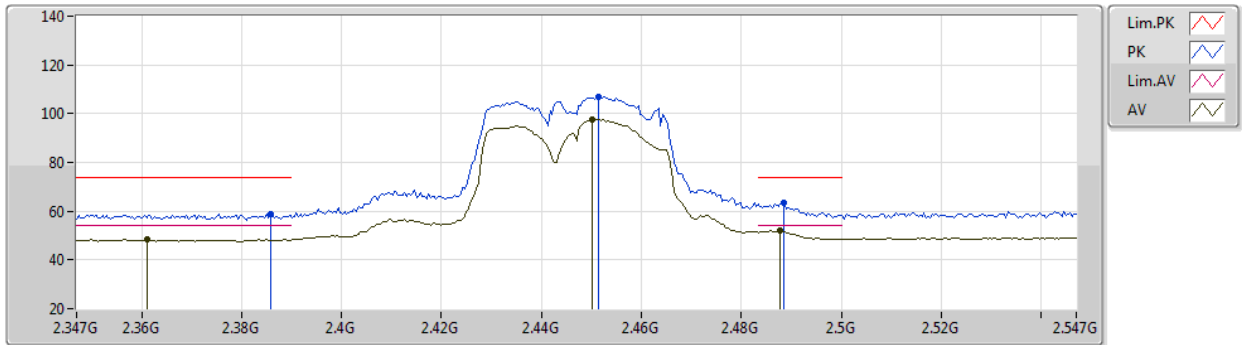


Type	Freq (Hz)	Level (dBuV/m)	Limit (dBuV/m)	Margin (dB)	Factor (dB)	Dist (m)	Condition	Azimuth (°)	Height (m)	Comment	Raw (dBuV)	AF (dB)	CL (dB)	PA (dB)
AV	4.88846G	33.50	54.00	-20.50	8.22	3	Horizontal	15	1.67	-	25.28	33.78	8.31	33.87
PK	4.87166G	46.04	74.00	-27.96	8.17	3	Horizontal	15	1.67	-	37.87	33.74	8.30	33.87

802.11n HT40_Nss1,(MCS0)_2TX

16/06/2020

2447MHz_TX

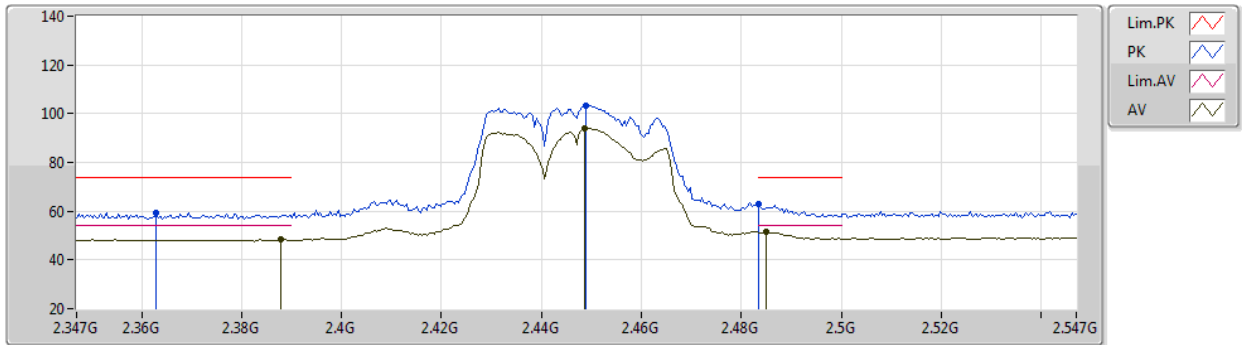


Type	Freq (Hz)	Level (dBuV/m)	Limit (dBuV/m)	Margin (dB)	Factor (dB)	Dist (m)	Condition	Azimuth (°)	Height (m)	Comment	Raw (dBuV)	AF (dB)	CL (dB)	PA (dB)
AV	2.361G	48.45	54.00	-5.55	35.55	3	Vertical	359	1.07	-	12.90	29.62	5.93	-
AV	2.4502G	97.52	Inf	-Inf	35.97	3	Vertical	359	1.07	-	61.55	29.95	6.02	-
AV	2.4878G	52.12	54.00	-1.88	36.21	3	Vertical	359	1.07	-	15.91	30.14	6.07	-
PK	2.3858G	58.91	74.00	-15.09	35.62	3	Vertical	359	1.07	-	23.29	29.67	5.95	-
PK	2.4514G	106.89	Inf	-Inf	35.98	3	Vertical	359	1.07	-	70.91	29.96	6.02	-
PK	2.4886G	63.70	74.00	-10.30	36.21	3	Vertical	359	1.07	-	27.49	30.14	6.07	-

802.11n HT40_Nss1,(MCS0)_2TX

16/06/2020

2447MHz_TX

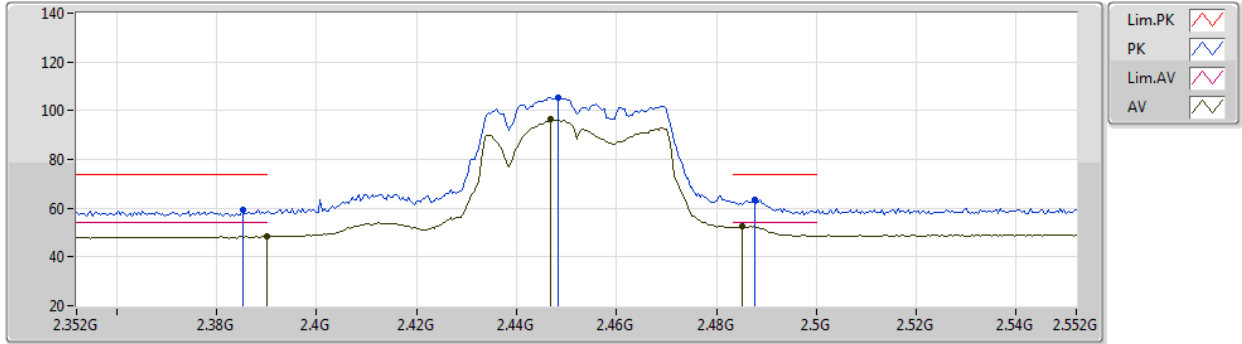


Type	Freq (Hz)	Level (dBuV/m)	Limit (dBuV/m)	Margin (dB)	Factor (dB)	Dist (m)	Condition	Azimuth (°)	Height (m)	Comment	Raw (dBuV)	AF (dB)	CL (dB)	PA (dB)
AV	2.3878G	48.26	54.00	-5.74	35.63	3	Horizontal	30	1.73	-	12.63	29.68	5.95	-
AV	2.4486G	94.16	Inf	-Inf	35.96	3	Horizontal	30	1.73	-	58.20	29.94	6.02	-
AV	2.485G	51.46	54.00	-2.54	36.18	3	Horizontal	30	1.73	-	15.28	30.12	6.06	-
PK	2.363G	59.31	74.00	-14.69	35.56	3	Horizontal	30	1.73	-	23.75	29.63	5.93	-
PK	2.449G	103.45	Inf	-Inf	35.97	3	Horizontal	30	1.73	-	67.48	29.95	6.02	-
PK	2.4835G	62.83	74.00	-11.17	36.18	3	Horizontal	30	1.73	-	26.65	30.12	6.06	-

802.11n HT40_Nss1,(MCS0)_2TX

15/06/2020

2452MHz_TX

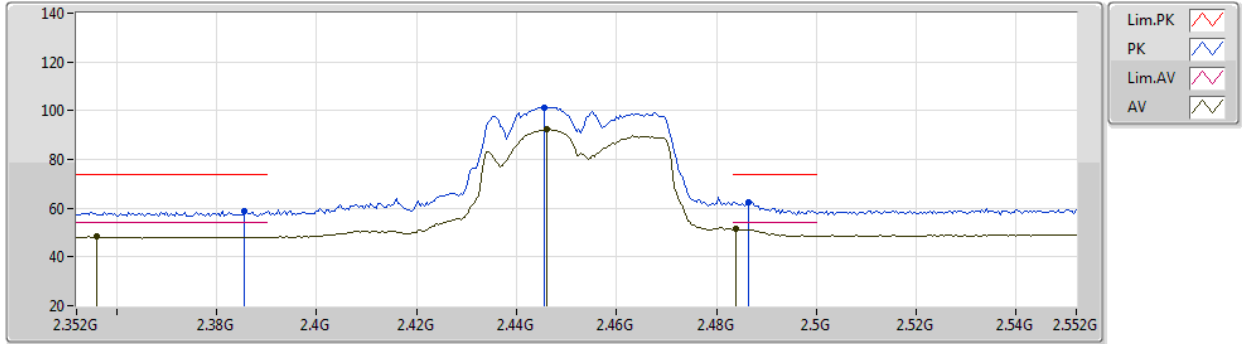


Type	Freq (Hz)	Level (dBuV/m)	Limit (dBuV/m)	Margin (dB)	Factor (dB)	Dist (m)	Condition	Azimuth (°)	Height (m)	Comment	Raw (dBuV)	AF (dB)	CL (dB)	PA (dB)
AV	2.39G	48.40	54.00	-5.60	35.63	3	Vertical	0	1.19	-	12.77	29.68	5.95	-
AV	2.4468G	96.40	Inf	-Inf	35.95	3	Vertical	0	1.19	-	60.45	29.93	6.02	-
AV	2.4852G	52.36	54.00	-1.64	36.19	3	Vertical	0	1.19	-	16.17	30.13	6.06	-
PK	2.3852G	59.27	74.00	-14.73	35.62	3	Vertical	0	1.19	-	23.65	29.67	5.95	-
PK	2.4484G	105.26	Inf	-Inf	35.96	3	Vertical	0	1.19	-	69.30	29.94	6.02	-
PK	2.4876G	63.39	74.00	-10.61	36.21	3	Vertical	0	1.19	-	27.18	30.14	6.07	-

802.11n HT40_Nss1,(MCS0)_2TX

15/06/2020

2452MHz_TX



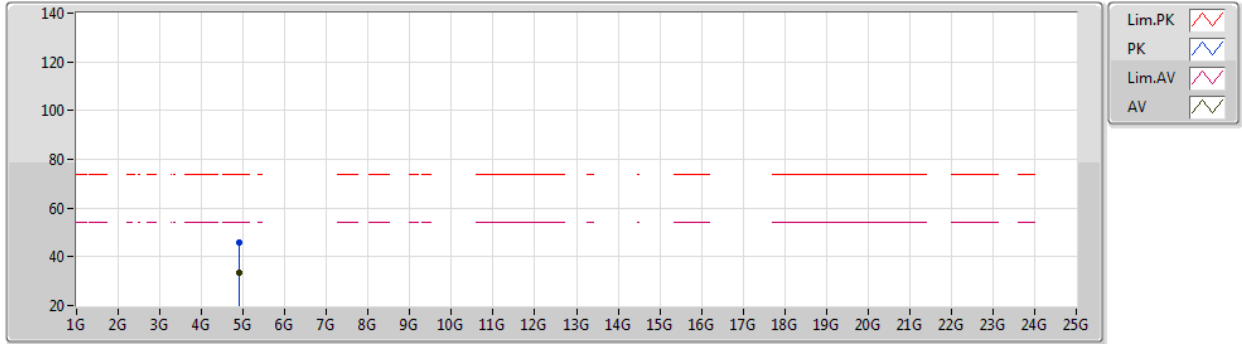
Type	Freq (Hz)	Level (dBuV/m)	Limit (dBuV/m)	Margin (dB)	Factor (dB)	Dist (m)	Condition	Azimuth (°)	Height (m)	Comment	Raw (dBuV)	AF (dB)	CL (dB)	PA (dB)
AV	2.356G	48.22	54.00	-5.78	35.54	3	Horizontal	32	1.39	-	12.68	29.61	5.93	-
AV	2.446G	92.57	Inf	-Inf	35.95	3	Horizontal	32	1.39	-	56.62	29.93	6.02	-
AV	2.484G	51.30	54.00	-2.70	36.18	3	Horizontal	32	1.39	-	15.12	30.12	6.06	-
PK	2.3856G	58.90	74.00	-15.10	35.62	3	Horizontal	32	1.39	-	23.28	29.67	5.95	-
PK	2.4456G	101.37	Inf	-Inf	35.94	3	Horizontal	32	1.39	-	65.43	29.93	6.01	-
PK	2.4864G	62.32	74.00	-11.68	36.19	3	Horizontal	32	1.39	-	26.13	30.13	6.06	-



802.11n HT40_Nss1,(MCS0)_2TX

16/06/2020

2452MHz_TX

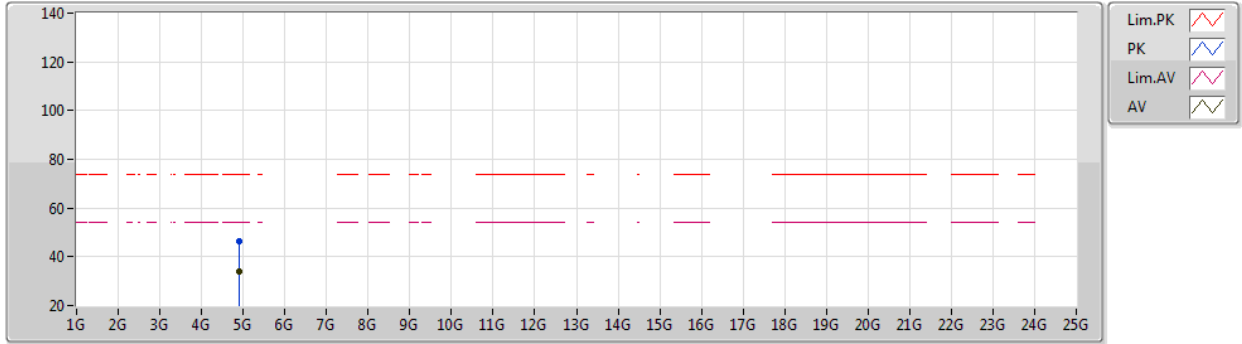


Type	Freq (Hz)	Level (dBuV/m)	Limit (dBuV/m)	Margin (dB)	Factor (dB)	Dist (m)	Condition	Azimuth (°)	Height (m)	Comment	Raw (dBuV)	AF (dB)	CL (dB)	PA (dB)
AV	4.89134G	33.57	54.00	-20.43	8.23	3	Vertical	14	1.11	-	25.34	33.78	8.31	33.86
PK	4.90934G	45.63	74.00	-28.37	8.29	3	Vertical	14	1.11	-	37.34	33.82	8.32	33.85

802.11n HT40_Nss1,(MCS0)_2TX

16/06/2020

2452MHz_TX



Type	Freq (Hz)	Level (dBuV/m)	Limit (dBuV/m)	Margin (dB)	Factor (dB)	Dist (m)	Condition	Azimuth (°)	Height (m)	Comment	Raw (dBuV)	AF (dB)	CL (dB)	PA (dB)
AV	4.89278G	33.88	54.00	-20.12	8.24	3	Horizontal	225	2.25	-	25.64	33.79	8.31	33.86
PK	4.9058G	46.58	74.00	-27.42	8.27	3	Horizontal	225	2.25	-	38.31	33.81	8.32	33.86



Summary

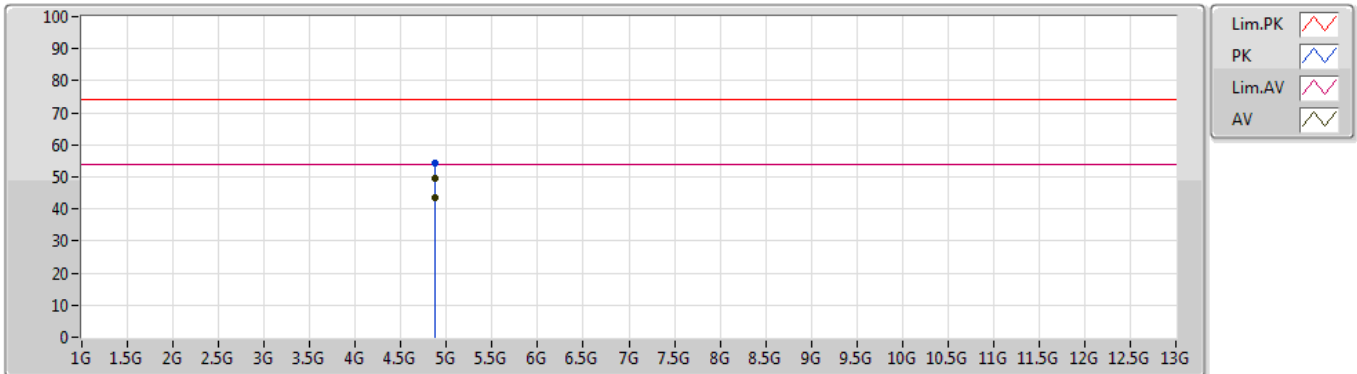
Mode	Result	Type	Freq (Hz)	Level (dBuV/m)	Limit (dBuV/m)	Margin (dB)	Condition
Mode 1	Pass	AV	4.87996G	51.48	54.00	-2.52	Horizontal
Mode 2	Pass	AV	4.88G	51.90	54.00	-2.10	Vertical

Mode Configure

Mode	Result	Type	Freq (Hz)	Level (dBuV/m)	Limit (dBuV/m)	Margin (dB)	Dist (m)	Condition	Azimuth (°)	Height (m)	Comments
Mode 1	Pass	AV	4.87394G	43.57	54.00	-10.43	3	Vertical	169	1.05	-
Mode 1	Pass	AV	4.87996G	49.51	54.00	-4.49	3	Vertical	140	1.01	"Worst"
Mode 1	Pass	PK	4.87399G	49.54	74.00	-24.46	3	Vertical	169	1.05	-
Mode 1	Pass	PK	4.87968G	54.42	74.00	-19.58	3	Vertical	140	1.01	-
Mode 1	Pass	AV	4.87394G	38.55	54.00	-15.45	3	Horizontal	275	1.01	-
Mode 1	Pass	AV	4.87996G	51.48	54.00	-2.52	3	Horizontal	1	1.01	"Worst"
Mode 1	Pass	PK	4.87399G	47.50	74.00	-26.50	3	Horizontal	275	1.01	-
Mode 1	Pass	PK	4.8798G	51.54	74.00	-22.46	3	Horizontal	1	1.01	-
Mode 2	Pass	AV	4.88G	51.90	54.00	-2.10	3	Vertical	129	1.10	"Worst"
Mode 2	Pass	AV	11.15484G	42.56	54.00	-11.44	3	Vertical	300	2.41	-
Mode 2	Pass	PK	4.88024G	55.45	74.00	-18.55	3	Vertical	129	1.10	-
Mode 2	Pass	PK	11.16868G	55.24	74.00	-18.76	3	Vertical	300	2.41	-
Mode 2	Pass	AV	4.87996G	50.62	54.00	-3.38	3	Horizontal	67	1.08	"Worst"
Mode 2	Pass	AV	11.16164G	42.55	54.00	-11.45	3	Horizontal	199	2.81	-
Mode 2	Pass	PK	4.87964G	54.59	74.00	-19.41	3	Horizontal	67	1.08	-
Mode 2	Pass	PK	11.15088G	55.34	74.00	-18.66	3	Horizontal	199	2.81	-

Radiated Emissions above 1GHz_Mode 1

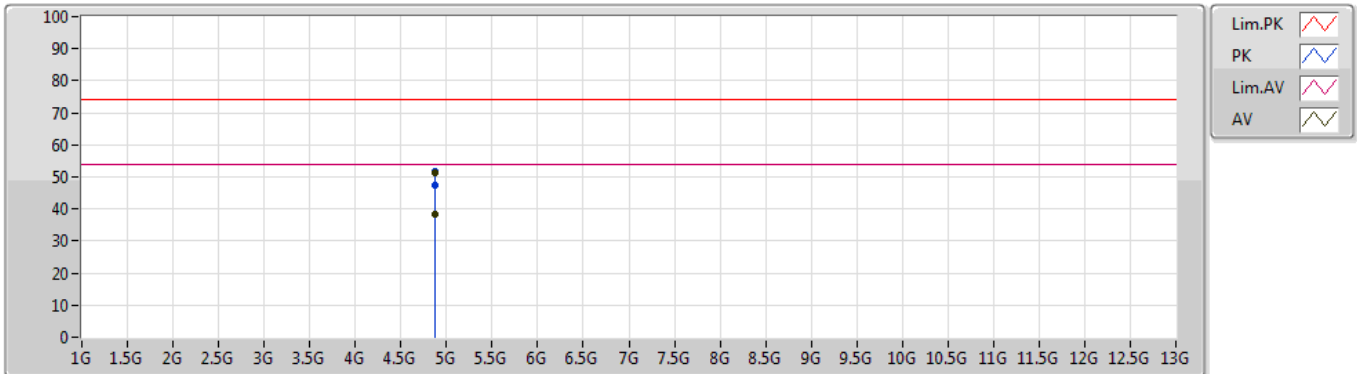
26/08/2020



Type	Freq (Hz)	Level (dBuV/m)	Limit (dBuV/m)	Margin (dB)	Factor (dB)	Dist (m)	Condition	Azimuth (°)	Height (m)	Comment	Raw (dBuV)	AF (dB)	CL (dB)	PA (dB)
AV	4.87394G	43.57	54.00	-10.43	8.29	3	Vertical	169	1.05	-	35.28	31.10	6.57	29.38
AV	4.87996G	49.51	54.00	-4.49	8.30	3	Vertical	140	1.01	"Worst"	41.21	31.10	6.58	29.38
PK	4.87399G	49.54	74.00	-24.46	8.29	3	Vertical	169	1.05	-	41.25	31.10	6.57	29.38
PK	4.87968G	54.42	74.00	-19.58	8.30	3	Vertical	140	1.01	-	46.12	31.10	6.58	29.38

Radiated Emissions above 1GHz_Mode 1

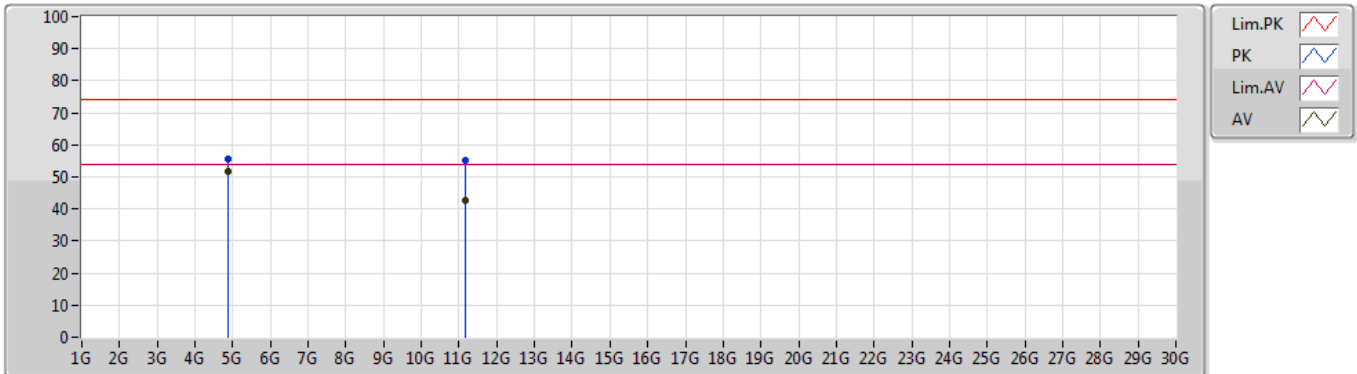
26/08/2020



Type	Freq (Hz)	Level (dBuV/m)	Limit (dBuV/m)	Margin (dB)	Factor (dB)	Dist (m)	Condition	Azimuth (°)	Height (m)	Comment	Raw (dBuV)	AF (dB)	CL (dB)	PA (dB)
AV	4.87394G	38.55	54.00	-15.45	8.29	3	Horizontal	275	1.01	-	30.26	31.10	6.57	29.38
AV	4.87996G	51.48	54.00	-2.52	8.30	3	Horizontal	1	1.01	"Worst"	43.18	31.10	6.58	29.38
PK	4.87399G	47.50	74.00	-26.50	8.29	3	Horizontal	275	1.01	-	39.21	31.10	6.57	29.38
PK	4.8798G	51.54	74.00	-22.46	8.30	3	Horizontal	1	1.01	-	43.24	31.10	6.58	29.38

Radiated Emissions above 1GHz_Mode 2

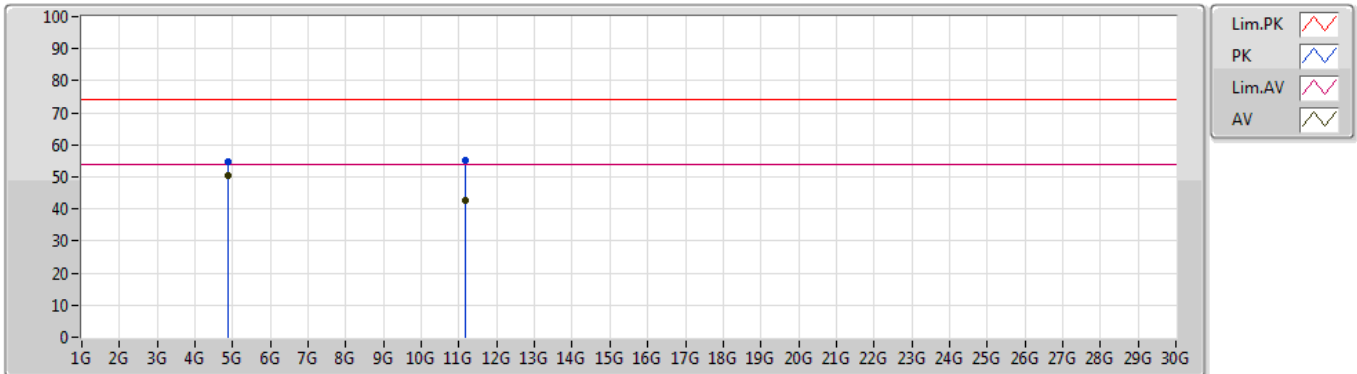
26/08/2020



Type	Freq (Hz)	Level (dBuV/m)	Limit (dBuV/m)	Margin (dB)	Factor (dB)	Dist (m)	Condition	Azimuth (°)	Height (m)	Comment	Raw (dBuV)	AF (dB)	CL (dB)	PA (dB)
AV	4.88G	51.90	54.00	-2.10	8.30	3	Vertical	129	1.10	"Worst"	43.60	31.10	6.58	29.38
AV	11.15484G	42.56	54.00	-11.44	18.30	3	Vertical	300	2.41	-	24.26	39.85	9.32	30.87
PK	4.88024G	55.45	74.00	-18.55	8.30	3	Vertical	129	1.10	-	47.15	31.10	6.58	29.38
PK	11.16868G	55.24	74.00	-18.76	18.29	3	Vertical	300	2.41	-	36.95	39.83	9.33	30.87

Radiated Emissions above 1GHz_Mode 2

26/08/2020



Type	Freq (Hz)	Level (dBuV/m)	Limit (dBuV/m)	Margin (dB)	Factor (dB)	Dist (m)	Condition	Azimuth (°)	Height (m)	Comment	Raw (dBuV)	AF (dB)	CL (dB)	PA (dB)
AV	4.87996G	50.62	54.00	-3.38	8.30	3	Horizontal	67	1.08	"Worst"	42.32	31.10	6.58	29.38
AV	11.16164G	42.55	54.00	-11.45	18.29	3	Horizontal	199	2.81	-	24.26	39.84	9.32	30.87
PK	4.87964G	54.59	74.00	-19.41	8.30	3	Horizontal	67	1.08	-	46.29	31.10	6.58	29.38
PK	11.15088G	55.34	74.00	-18.66	18.30	3	Horizontal	199	2.81	-	37.04	39.85	9.32	30.87