

1. Photographs of Conducted Emissions Test Configuration

Adapter mode
(Wired)

Front view



Side view



Under table view



Adapter mode
(WLC)


Front view



Side view



Under table view



Adapter mode
(Gun)


Front view



Side view




Under table view



USB mode




Front view



Side view

Under table view




2. Photographs of Radiated Emissions Test Configuration


For radiated emissions 30MHz~1GHz

Adapter mode
(Wired)


Front view



Rear view




Adapter mode
(WLC)




Front view

Rear view




Adapter mode
(Gun)




Front view

Rear view




USB mode




Front view

Rear view



For radiated emissions above 1GHz

Front view



Rear view



————THE END————