

Datalogic S.r.l.

Via San Vitalino 13
40012 Calderara di Reno (BO)
Italy
Tel. +39 051 3147011
Fax +39 051 3147205

©2020 Datalogic S.p.A. and/or its affiliates

All rights reserved. Without limiting the rights under copyright, no part of this documentation may be reproduced, stored in or introduced into a retrieval system, or transmitted in any form or by any means, or for any purpose, without the express written permission of Datalogic S.p.A. and/or its affiliates.

Owners of Datalogic products are hereby granted a non-exclusive, revocable license to reproduce and transmit this documentation for the purchaser's own internal business purposes. Purchaser shall not remove or alter any proprietary notices, including copyright notices, contained in this documentation and shall ensure that all notices appear on any reproductions of the documentation.

Electronic versions of this document may be downloaded from the Datalogic website (www.datalogic.com). If you visit our website and would like to make comments or suggestions about this or other Datalogic publications, please let us know via the "Contact" page.

Disclaimer

Datalogic has taken reasonable measures to provide information in this manual that is complete and accurate, however, Datalogic shall not be liable for technical or editorial errors or omissions contained herein, nor for incidental or consequential damages resulting from the use of this material. Datalogic reserves the right to change any specification at any time without prior notice.

Trademarks


Datalogic and the Datalogic logo are registered trademarks of Datalogic S.p.A. in many countries, including the U.S.A. and the E.U.

Skorpio is a trademark of Datalogic S.p.A. and/or its affiliates. All other brand and product names may be trademarks of their respective owners.

SUPPORT THROUGH THE WEBSITE

Datalogic provides several services as well as technical support through its website.

Log on to www.datalogic.com.

For quick access, from the home page click on the search icon , and type in the name of the product you're looking for. This allows you access to download Data Sheets, Manuals, Software & Utilities, and Drawings.

Hover over the Support & Service menu for access to Services and Technical Support.

SKORPIO™ X5

QUICK START GUIDE



SKORPIO X5 3 SLOT DOCK WITH CONTACTS
SKORPIO X5 3 SLOT DOCK WIRELESS CHARGING
SKORPIO X5 3 SLOT DOCK WLC LOCKING

©2020 Datalogic S.p.A. and/or its affiliates

• All rights reserved • Without limiting the rights under copyright, no part of this documentation may be reproduced, stored in or introduced into a retrieval system, or transmitted in any form or by any means, or for any purpose, without the express written permission of Datalogic S.p.A. and/or its affiliates • Datalogic and the Datalogic logo are registered trademarks of Datalogic S.p.A. in many countries, including the U.S. and the E.U.

See the Safety & Regulatory Addendum included with your product for additional regulatory, safety and legal information.

www.datalogic.com



822004090 (Rev. A) Nov. 2020

OUT OF THE BOX

The Skorpio X5 3 Slot Dock package contains:

- 3 Slot Dock
- Rubber feet (x4)
- Velcro Dual Lock Feet (x4)
- Velcro Dual Lock Adhesive Pads (x4)
- Unlocking Keys (x3) - 3 Slot Dock WLC Locking only
- Quick Start Guide
- Safety & Regulatory Addendum
- Warranty Addendum.

Remove all the components from their packaging; check their integrity and compare them with all the packing documents.

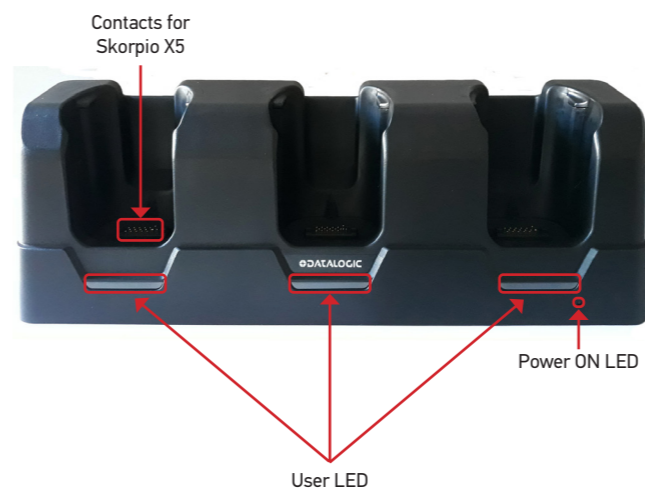


CAUTION: Keep the original packaging for use when sending products to the technical assistance center. Damage caused by improper packaging is not covered under the warranty.


GENERAL VIEW

3 Slot Dock With Contacts

Front View




Back View



3 Slot Dock Wireless Charging

Front View



Back View




MOUNT THE RUBBER FEET

Attach the self-adhesive rubber feet to the bottom of the dock as shown below:



FAST THE DOCK TO A SURFACE

To securely fasten the 3 Slot Dock to tables, desks and other surfaces, and to prevent the dock from moving when you remove the device, use the four velcro dual lock feet provided with the matching dual-lock adhesive pads. Eventually remove the protective feet from the dock before attaching the velcro dual lock feet.




POWER THE DOCK



CAUTION: Use only the Datalogic power supply 91ACC0048 to power the 3 Slot Dock.

Press the locking clip and pull the plug to remove the power supply cable:




DAISY CHAIN CONNECTION

The daisy chain connection allows to power two docks with one power supply.

To connect a second cradle use the Power Jumper (available as optional accessory, p/n 91ACC0049).

1. Connect the first dock to the second dock using the power jumper.
2. Connect the power supply to the first dock.
3. Plug the power supply into the AC/DC plug.



CHARGE THE SKORPIO X5

Insert the device into the dock with the screen facing front and the head facing up.



CAUTION: Make sure there is nothing between the 3 Slot Dock Wireless Charging and the device. Do not put any foreign object such as, but not limited to, coins, paper clips, stickers inside the slot of the 3 Slot Dock Wireless Charging.



CAUTION: Keep the wireless logo area of the 3 Slot Dock Wireless Charging free. Do not stick or write on the logo surface area.




REMOVE THE SKORPIO X5 FROM THE 3 SLOT DOCK

To remove the device from the dock, pull it strongly upwards while holding the dock firmly down.

Remove the Skorpio X5 from the 3 Slot Dock WLC Locking

The 3 Slot Dock WLC Locking can be unlocked by software sending an unlock command from the inserted device (see the Skorpio X5 User Manual or the SDK documentation).

To manually unlock the dock and remove the Skorpio X5, you can use the unlocking key provided with the dock. Insert the unlocking key into the opening on the bottom of the dock and gently press it all the way down:



You can now remove the Skorpio X5.



NOTE: Leave the unlocking key inserted to disable the locking functionality.


LED INDICATORS

LED Behavior	Operation Status
Power ON	
Solid blue	Dock is powered
User LED	
Blinks blue once (all slots in sequence)	Dock application starts
Blinks green, 3 quick pulses (single slot)	Device properly inserted Unlocked (WLC Locking models)
Blink orange, 3 quick pulse	Device properly inserted Locked (WLC Locking models)
Blink red, 3 quick pulses (single slot)	Failure - FOD (Foreign Object Detection). It's a WLC error related to metallic parts between transmitter and receiver coils. The power transfer is suspended. Solution: remove the device from the cradle, then remove the metallic part causing the problem.



ETHERNET CONNECTION

1. Connect the 3 Slot Dock to the power supply (available as optional accessory, p/n 91ACC0048).
2. Plug a CAT-5 ethernet cable into the ethernet port on the back of the dock.
3. Plug the ethernet cable into the ethernet hub or a port on the host device.
4. Turn on the Skorpio X5.
5. Insert the Skorpio X5 into the dock.



TECHNICAL SPECIFICATIONS

Mechanical Features

Dimensions	330 x 129.6 x 104.1 mm / 13 x 5.1 x 4.1 in	
Weight	3 Slot Dock with Contacts	860 g / 30.3 oz
	3 Slot Dock Wireless Charging	855 g / 30.2 oz
	3 Slot Dock WLC Locking	1200 g / 42.3 oz

Electrical Features

Power supply ¹	12VDC +/-5% @ 6A
Consumption	Max 3.5 A with device inserted
	3 Slot Dock With Contacts: max 5.5 A
	3 Slot Dock Wireless Charging: max 6 A
Indicators	Power on LED (blue) User LED for each slot (green/blue/red)

Communication Features

Interface	Ethernet (3 Slot Dock With Contacts only)
-----------	---

Environmental Features

Operating Temperature	-20° to 50°C
Storage Temperature ²	-30°C to 70°C
Humidity	95% non condensing
Electrostatic discharge EN 61000-4-2	4 KV contact / 8 KV air

¹ Use only DL approved power adapters.

² The Skorpio X5 and the spare batteries should be charged at an ambient temperature between 0 - 40° C to achieve the maximum charging rate. Never charge the main device or spare battery in a closed space where excessive heat can build up. Close to the limits of the working temperature, some display and/or battery performance degradation may occur.

Datalogic S.r.l.

Via San Vitalino 13
40012 Calderara di Reno (BO)
Italy
Tel. +39 051 3147011
Fax +39 051 3147205

©2020 Datalogic S.p.A. and/or its affiliates

All rights reserved. Without limiting the rights under copyright, no part of this documentation may be reproduced, stored in or introduced into a retrieval system, or transmitted in any form or by any means, or for any purpose, without the express written permission of Datalogic S.p.A. and/or its affiliates. Owners of Datalogic products are hereby granted a non-exclusive, revocable license to reproduce and transmit this documentation for the purchaser's own internal business purposes. Purchaser shall not remove or alter any proprietary notices, including copyright notices, contained in this documentation and shall ensure that all notices appear on any reproductions of the documentation. Electronic versions of this document may be downloaded from the Datalogic website (www.datalogic.com). If you visit our website and would like to make comments or suggestions about this or other Datalogic publications, please let us know via the "Contact" page.

Disclaimer

Datalogic has taken reasonable measures to provide information in this manual that is complete and accurate, however, Datalogic shall not be liable for technical or editorial errors or omissions contained herein, nor for incidental or consequential damages resulting from the use of this material. Datalogic reserves the right to change any specification at any time without prior notice.

Trademarks

Datalogic and the Datalogic logo are registered trademarks of Datalogic S.p.A. in many countries, including the U.S.A. and the E.U. Skorpion is a trademark of Datalogic S.p.A. and/or its affiliates. All other brand and product names may be trademarks of their respective owners.

WASTE ELECTRICAL AND ELECTRONIC EQUIPMENT (WEEE)



Information for the User

At the end of its useful life, the product marked with the crossed out wheeled wastebin must be disposed of separately from urban waste. For more detailed information about disposal, contact the supplier that provided you with the product in question or consult the dedicated section at the website <http://www.datalogic.com>.

Informazione per gli utenti

L'apparecchiatura che riporta il simbolo del bidone barrato deve essere smaltita, alla fine della sua vita utile, separatamente dai rifiuti urbani. Per maggiori dettagli sulle modalità di smaltimento, contattare il Fornitore dal quale è stata acquistata l'apparecchiatura o consultare la sezione dedicata sul sito <http://www.datalogic.com>.

Information aux utilisateurs

Au terme de sa vie utile, le produit qui porte le symbole d'un caisson à ordures barré ne doit pas être éliminé avec les déchets urbains. Pour obtenir des informations complémentaires concernant l'élimination, veuillez contacter le fournisseur auprès duquel vous avez acheté le produit ou consulter la section consacrée au site web <http://www.datalogic.com>.

Benutzerinformation bezüglich

Am Ende des Gerätelebenszyklus darf das Produkt nicht über den städtischen Hausmüll entsorgt werden. Eine entsprechende Mülltrennung ist erforderlich. Weitere Informationen zu dieser Richtlinie erhalten sie von ihrem Lieferanten über den sie das Produkt erworben haben, oder besuchen sie unsere Homepage unter <http://www.datalogic.com>.

Información para el usuario

Al final de su vida útil, el producto marcado con un símbolo de contenedor de basura móvil tachado no debe eliminarse junto a los desechos urbanos. Para obtener una información más detallada sobre la eliminación, por favor, póngase en contacto con el proveedor donde lo compró o consultar la sección dedicada en el Web site <http://www.datalogic.com>.

SKORPIO™ X5 SAFETY & REGULATORY ADDENDUM



SKORPIO X5 3 SLOT DOCK WIRELESS CHARGING SKORPIO X5 3 SLOT DOCK WLC LOCKING

©2020 Datalogic S.p.A. and/or its affiliates

• All rights reserved • Without limiting the rights under copyright, no part of this documentation may be reproduced, stored in or introduced into a retrieval system, or transmitted in any form or by any means, or for any purpose, without the express written permission of Datalogic S.p.A. and/or its affiliates • Datalogic and the Datalogic logo are registered trademarks of Datalogic S.p.A. in many countries, including the U.S. and the E.U.

This document is an addendum to the Quick Start Guide (QSG) for this product. See the QSG for additional product information.

www.datalogic.com



852001880 (Rev. A) Dec. 2020



NOTE: Read carefully the SKORPIO X5 3 SLOT DOCK Quick Start Guide before performing any type of connection to the WIRELESS CHARGING and the SKORPIO X5 3 SLOT DOCK WLC LOCKING.

The user is responsible for any damage caused by incorrect use of the equipment or by inobservance of the indication supplied in the user manual.

GENERAL SAFETY RULES



CAUTION:

- Before using the SKORPIO X5 3 SLOT DOCK WIRELESS CHARGING and the SKORPIO X5 3 SLOT DOCK WLC LOCKING, read this Addendum carefully.
- Before using the Skorpio X5 devices and the battery packs, read also the Skorpio X5 Safety & Regulatory Addendum.
- Use only the components and accessories supplied by the manufacturer for the specific Skorpio X5 being used.
- Do not attempt to disassemble the SKORPIO X5 3 SLOT DOCK WIRELESS CHARGING and the SKORPIO X5 3 SLOT DOCK WLC LOCKING, as it does not contain parts that can be repaired by the user. Any tampering will invalidate the warranty.
- Do not submerge the SKORPIO X5 3 SLOT DOCK WIRELESS CHARGING and the SKORPIO X5 3 SLOT DOCK WLC LOCKING in liquid products.
- For further information or support, refer to the Datalogic web site: www.datalogic.com.



CAUTION: Do not put any foreign object such as, but not limited to, coins, paper clips, stickers inside the slot of the dock (see the examples below).



No Clip

No Coin

No Sticker



NOTE: The Skorpio X5 gets warm during charging; this is normal and does not mean a malfunction.

POWER SUPPLY

The device is intended to be supplied by a UL Listed/CSA Certified Power Unit LPS/SELV rating 12V, min 6A power source which supplies power via the power connector of the cable.

Any changes or modifications to equipment, not expressly approved by Datalogic could void the user's authority to operate the equipment.

Este equipamento não tem direito à proteção contra interferência prejudicial e não pode causar interferência em sistemas devidamente autorizados.

La operación de este equipo está sujeta a las siguientes dos condiciones:

1. Es posible que este equipo o dispositivo no cause interferencia perjudicial.
2. Este equipo o dispositivo debe aceptar cualquier interferencia. Incluyendo la que pueda causar su operación no deseada.

WIRELESS AND RADIO FREQUENCIES WARNINGS



WARNING: Do not attempt to charge any other device different from Skorpio X5 devices.

Make sure there's nothing between charger and the device.

Do not insert nor attach anything, such as stickers, inside the dock slots.

Use only the supplied or an approved replacement antenna. Unauthorized antennas, modifications or attachments could damage the product and may violate laws and regulations.

Most modern electronic equipment is shielded from RF signals. However, certain electronic equipment may not be shielded against the RF signals generated by Skorpio X5.

Datalogic recommends persons with pacemakers or other medical devices to follow the same recommendations provided by Health Industry Manufacturers Associations for mobile phones.

Persons with pacemakers should ALWAYS keep this device more than twenty five (25) cm from their pacemaker and/or any other medical device.

Do not install the dock in any area with a potentially explosive atmosphere. Observe restrictions and follow closely any laws, regulations, warnings and best practices on the use of radio equipment near fuel storage areas or fuel distribution areas, chemical plants or where any operation involves use of explosive materials.

Do not store or carry flammable liquids, explosive gases or materials with the device or its parts or accessories.

Areas with a potentially explosive atmosphere are often, but not always, clearly marked or shown.

Sparks in such areas could cause an explosion or fire, resulting in injury or even death.

This device must be installed and operated with minimum distance of 10 cm between the radiator and user's body.

CE MARKING AND EUROPEAN ECONOMIC AREA (EEA)

In radio systems configured with mobile computers and access points, the frequencies to be used must be allowed by the spectrum authorities of the specific country in which the installation takes place. Be absolutely sure that the system frequencies are correctly set to be compliant with the spectrum requirements of the country.

The Radio modules used in this product automatically adapt to the frequencies set by the system and do not require any parameter settings.

Statement of Compliance

Hereby, Datalogic S.r.l. declares that the radio equipment type SKORPIO X5 3 SLOT DOCK WIRELESS CHARGING, SKORPIO X5 3 SLOT DOCK WLC LOCKING is in compliance with Directive 2014/53/EU. The full text of the EU declaration of conformity is available at the following internet address: www.datalogic.com.

Česky [Czech]

Datalogic S.r.l. tímto prohlašuje, že tento SKORPIO X5 3 SLOT DOCK WIRELESS CHARGING, SKORPIO X5 3 SLOT DOCK WLC LOCKING je ve shodě se základními požadavky a dalšími příslušnými ustanoveními směrnice 2014/53/EU - 2011/65/EU.

Dansk [Danish]

Undertegnede Datalogic S.r.l. erklærer herved, at følgende udstyr SKORPIO X5 3 SLOT DOCK WIRELESS CHARGING, SKORPIO X5 3 SLOT DOCK WLC LOCKING overholder de væsentlige krav og øvrige relevante krav i direktiv 2014/53/EU - 2011/65/EU.

Deutsch [German]

Hiermit erklärt Datalogic S.r.l., dass sich das Gerät SKORPIO X5 3 SLOT DOCK WIRELESS CHARGING, SKORPIO X5 3 SLOT DOCK WLC LOCKING in Übereinstimmung mit den grundlegenden Anforderungen und den übrigen einschlägigen Bestimmungen der Richtlinie 2014/53/EU - 2011/65/EU befindet.

Eesti [Estonian]

Käesolevaga kinnitab Datalogic S.r.l. seadme SKORPIO X5 3 SLOT DOCK WIRELESS CHARGING, SKORPIO X5 3 SLOT DOCK WLC LOCKING vastavust direktiivi 2014/53/EU - 2011/65/EU põhinõuetele ja nimetatud direktiivist tulenevatele teistele asjakohastele sätetele.

Español [Spanish]

Por medio de la presente Datalogic S.r.l. declara que el SKORPIO X5 3 SLOT DOCK WIRELESS CHARGING, SKORPIO X5 3 SLOT DOCK WLC LOCKING cumple con los requisitos esenciales y cualesquiera otras disposiciones aplicables o exigibles de la Directiva 2014/53/EU - 2011/65/EU.

Ελληνική [Greek]

ΜΕ ΤΗΝ ΠΑΡΟΥΣΑ Datalogic S.r.l. ΔΗΛΩΝΕΙ ΟΤΙ SKORPIO X5 3 SLOT DOCK WIRELESS CHARGING, SKORPIO X5 3 SLOT DOCK WLC LOCKING ΣΥΜΜΟΡΦΩΝΕΤΑΙ ΠΡΟΣ ΤΙΣ ΟΥΣΙΩΔΕΙΣ ΑΠΑΙΤΗΣΕΙΣ ΚΑΙ ΤΙΣ ΛΟΙΠΕΣ ΣΧΕΤΙΚΕΣ ΔΙΑΤΑΞΕΙΣ ΤΗΣ ΟΔΗΓΙΑΣ 2014/53/EU - 2011/65/EU.

Français [French]

Par la présente Datalogic S.r.l. déclare que l'appareil SKORPIO X5 3 SLOT DOCK WIRELESS CHARGING, SKORPIO X5 3 SLOT DOCK WLC LOCKING est conforme aux exigences essentielles et aux autres dispositions pertinentes de la directive 2014/53/EU - 2011/65/EU.

Italiano [Italian]

Con la presente Datalogic S.r.l. dichiara che questo SKORPIO X5 3 SLOT DOCK WIRELESS CHARGING, SKORPIO X5 3 SLOT DOCK WLC LOCKING è conforme ai requisiti essenziali ed alle altre disposizioni pertinenti stabilite dalla direttiva 2014/53/EU - 2011/65/EU.

Latviski [Latvian]

Ar šo Datalogic S.r.l. deklarē, ka SKORPIO X5 3 SLOT DOCK WIRELESS CHARGING, SKORPIO X5 3 SLOT DOCK WLC LOCKING atbilst Direktīvas 2014/53/EU - 2011/65/EU būtiskajām prasībām un citiem ar to saistītajiem noteikumiem.

Lietuvių [Lithuanian]

Šiuo Datalogic S.r.l. deklaruoja, kad šis SKORPIO X5 3 SLOT DOCK WIRELESS CHARGING, SKORPIO X5 3 SLOT DOCK WLC LOCKING atitinka esminius reikalavimus ir kitas 2014/53/EU - 2011/65/EU Direktyvos nuostatas.

Nederlands [Dutch]

Hierbij verklaart Datalogic S.r.l. dat het toestel SKORPIO X5 3 SLOT DOCK WIRELESS CHARGING, SKORPIO X5 3 SLOT DOCK WLC LOCKING in overeenstemming is met de essentiële eisen en de andere relevante bepalingen van richtlijn 2014/53/EU - 2011/65/EU.

Malti [Maltese]

Hawnhekk, Datalogic S.r.l., jiddikjara li dan SKORPIO X5 3 SLOT DOCK WIRELESS CHARGING, SKORPIO X5 3 SLOT DOCK WLC LOCKING jikkonforma mal-ftiġġijiet essenzjali u ma provvedimenti oħrajn relevanti li hemm fid-Dirrettiva 2014/53/EU - 2011/65/EU.

Magyar [Hungarian]

Alulírott, Datalogic S.r.l. nyilatkozom, hogy a SKORPIO X5 3 SLOT DOCK WIRELESS CHARGING, SKORPIO X5 3 SLOT DOCK WLC LOCKING megfelel a vonatkozó alapvető követelményeknek és az 2014/53/EU - 2011/65/EU irányelv egyéb előírásainak.

Polski [Polish]

Niniejszym Datalogic S.r.l. oświadcza, że SKORPIO X5 3 SLOT DOCK WIRELESS CHARGING, SKORPIO X5 3 SLOT DOCK WLC LOCKING jest zgodny z zasadniczymi wymogami oraz pozostałymi stosownymi postanowieniami Dyrektywy 2014/53/EU - 2011/65/EU.

Português [Portuguese]

Datalogic S.r.l. declara que este SKORPIO X5 3 SLOT DOCK WIRELESS CHARGING, SKORPIO X5 3 SLOT DOCK WLC LOCKING está conforme com os requisitos essenciais e outras disposições da Directiva 2014/53/EU - 2011/65/EU.

Slovensko [Slovenian]

Datalogic S.r.l. izjavlja, da je ta SKORPIO X5 3 SLOT DOCK WIRELESS CHARGING, SKORPIO X5 3 SLOT DOCK WLC LOCKING v skladu z bistvenimi zahtevami in ostalimi relevantnimi določili direktive 2014/53/EU - 2011/65/EU.

Slovensky [Slovak]

Datalogic S.r.l. týmto vyhlasuje, že SKORPIO X5 3 SLOT DOCK WIRELESS CHARGING, SKORPIO X5 3 SLOT DOCK WLC LOCKING spĺňa základné požiadavky a všetky príslušné ustanovenia Smernice 2014/53/EU - 2011/65/EU.

Suomi [Finnish]

Datalogic S.r.l. vakuuttaa täten että SKORPIO X5 3 SLOT DOCK WIRELESS CHARGING, SKORPIO X5 3 SLOT DOCK WLC LOCKING tyyppinen laite on direktiivin 2014/53/EU - 2011/65/EU oleellisten vaatimusten ja sitä koskevien direktiivin muiden ehtojen mukainen.

Svenska [Swedish]

Härmed intygar Datalogic S.r.l. att denna SKORPIO X5 3 SLOT DOCK WIRELESS CHARGING, SKORPIO X5 3 SLOT DOCK WLC LOCKING står i överensstämmelse med de väsentliga egenskapskrav och övriga relevanta bestämmelser som framgår av direktiv 2014/53/EU - 2011/65/EU.

INFORMATION FOR THE USER

ENGLISH

Contact the competent authority responsible for the management of radio frequency devices of your country to verify any possible restrictions or licenses required.

ITALIANO

Prendi contatto con l'autorità competente per la gestione degli apparati a radio frequenza del tuo paese, per verificare eventuali restrizioni o licenze.

DEUTSCH

Wenden Sie sich an die für Radiofrequenzgeräte zuständige Behörde Ihres Landes, um zu prüfen ob es Einschränkungen gibt, oder eine Lizenz erforderlich ist.









FRANÇAIS

Contactez l'autorité compétente en la gestion des appareils à radio fréquence de votre pays pour vérifier d'éventuelles restrictions ou licences.

ESPAÑOL

Contacta la autoridad competente para la gestión de los dispositivos de radio frecuencia de tu país, para verificar cualesquiera restricciones o licencias posibles requerida.

MARKING LABEL

<p>Patent. See www.patents.datalogic.com for patent list.</p> <p>   </p> <p>FCC ID: U4GSX53SD IC: 3862E-SX53SD HVIN: 3SD WLC</p> <p>Datalogic S.r.l. Lippo di Calderara - Bologna - Italy</p>	<p>Patent. See www.patents.datalogic.com for patent list.</p> <p>   </p> <p>FCC ID: U4GSX53SD IC: 3862E-SX53SD HVIN: 3SD WLC LCK</p> <p>Datalogic S.r.l. Lippo di Calderara - Bologna - Italy</p>
SKORPIO X5 3 SLOT DOCK WIRELESS CHARGING	SKORPIO X5 3 SLOT DOCK WLC LOCKING

FCC COMPLIANCE

This device complies with Part 15 of the FCC Rules.

Operation is subject to the following two conditions:

(1)this device may not cause harmful interference, and

(2)this device must accept any interference received, including interference that may cause undesired operation.



CAUTION: Exposure to Radio Frequency Radiation

This equipment complies with FCC radiation exposure limits set forth for an uncontrolled environment and meets the FCC radio frequency (RF) Exposure Guidelines. This equipment should be installed and operated keeping the radiator at least 10cm or more away from person's body.

NOTICE:

Changes or modifications made to this equipment not expressly approved by Datalogic S.r.l. may void the FCC authorization to operate this equipment.

NOTE:

This equipment has been tested and found to comply with the limits for a Class B digital device, pursuant to Part 15 of the FCC Rules. These limits are designed to provide reasonable protection against harmful interference in a residential installation. This equipment generates, uses and can radiate radio frequency energy and, if not installed and used in accordance with the instructions, may cause harmful interference to radio communications. However, there is no guarantee that interference will not occur in a particular installation. If this equipment does cause harmful interference to radio or television reception, which can be determined by turning the equipment off and on, the user is encouraged to try to correct the interference by one or more of the following measures:

- Reorient or relocate the receiving antenna.
- Increase the separation between the equipment and receiver.
- Connect the equipment into an outlet on a circuit different from that to which the receiver is connected.
- Consult the dealer or an experienced radio/TV technician for help.

This device complies with Part 18 of the FCC Rules. This equipment generates uses and can radiate radio frequency energy and, if not installed and used in accordance with the instructions, may cause harmful interference to radio communications.

If this equipment does cause harmful interference to radio or television reception, which can be determined by turning the equipment off and on, the user is encouraged to try to correct the interference by one or more of the following measures:

- Increase the separation between the equipment and any other radio device.
- Connect the equipment into an outlet on a circuit different from that to which the receiver is connected.

ISED COMPLIANCE

NOTICE:

This device complies with Industry Canada licence-exempt RSS standard(s).

Operation is subject to the following two conditions:

(1)this device may not cause harmful interference, and

(2)this device must accept any interference received, including interference that may cause undesired operation.



CAUTION: Exposure to Radio Frequency Radiation

- **To comply with the Canadian RF exposure compliance requirements, this device and its antenna must not be co-located or operating in conjunction with any other antenna or transmitter.**
- **To comply with RSS 102 RF exposure compliance requirements, a separation distance of at least 10 cm must be maintained between the antenna of this device and all persons.**

Le présent appareil est conforme aux CNR d'Industrie Canada applicables aux appareils radio exempts de licence. L'exploitation est autorisée aux deux conditions suivantes:

(1) l'appareil ne doit pas produire de brouillage, et

(2) l'utilisateur de l'appareil doit accepter tout brouillage radioélectrique subi, même si le brouillage est susceptible d'en compromettre le fonctionnement.



ATTENTION: Exposition au rayonnement radiofréquence

- **Pour se conformer aux exigences de conformité RF canadienne l'exposition, cet appareil et son antenne ne doivent pas être colocalisés ou fonctionnant en conjonction avec une autre antenne ou transmetteur.**
- **Pour se conformer aux exigences de conformité CNR 102 RF exposition, une distance de séparation d'au moins 10 cm doit être maintenue entre l'antenne de cet appareil et toutes les personnes.**

RADIO TECHNOLOGIES AND FREQUENCY BANDS

The SKORPIO X5 3 SLOT DOCK WIRELESS CHARGING and the SKORPIO X5 3 SLOT DOCK WLC LOCKING incorporate the following radio technologies and supports the corresponding frequencies, as specified below:

Radio Technology	Frequency Band
Wireless Charging (Transmitter)	[110 - 145] KHz

CLEANING THE DOCK

Periodically clean the The SKORPIO X5 3 SLOT DOCK WIRELESS CHARGING and the SKORPIO X5 3 SLOT DOCK WLC LOCKING With Contacts using a soft cloth slightly dampened with only water or Isopropyl Alcohol (70%).

Do not use any other cleaning agents (e.g. different alcohol, abrasive or corrosive products, solvents) or abrasive pads to clean the dock.

Do not spray or pour liquids directly onto the dock.

The dock is not water resistant. Keep it dry.