

Annex 4: Set-up photographs to  
to TEST REPORT  
No.: 16-1-0181301T13a

According to:

**FCC Regulations**







Part 15.207  
Part 15.247  
Part 15.407

for

Datalogic S.r.l.

**SKORPIO X4**  
Type:00ANM4HS0GF0A4

FCC ID: U4GSX4WB

Laboratory Accreditation and Listings			
 <p><b>DAkKS</b> Deutsche Akkreditierungsstelle D-PL-12047-01-01</p>	 <p>FEDERAL COMMUNICATIONS COMMISSION <b>FCC</b> USA MRA US-EU 0003</p>	 <p>Industry Canada Reg. No.: 3462D-2 Reg. No.: 3462D-3</p>	 <p>Voluntary Controls for Electromagnetic Emissions Reg. No.: R-2666 C-2914, T-1967, G-301</p>
 <p><b>WiFi</b> ALLIANCE AUTHORIZED RF LABORATORY</p>	 <p><b>ctia</b> Authorized<sup>TM</sup> Test Lab Lab Code: 20011130-00</p>		
accredited according to DIN EN ISO/IEC 17025			
<p><b>CETECOM GmbH</b> Laboratory Radio Communications &amp; Electromagnetic Compatibility Im Teelbruch 116 • 45219 Essen • Germany Registered in Essen, Germany, Reg. No.: HRB Essen 8984 Tel.: + 49 (0) 20 54 / 95 19-954 • Fax: + 49 (0) 20 54 / 95 19-964 E-mail: info@cetecom.com • Internet: www.cetecom.com</p>			

**TABLE OF CONTENTS:**


**1. AC POWER LINES CONDUCTED EMISSIONS ..... 3**

    1.1. Battery Charging AC/DC Adapter..... 3

    1.2. Battery Charging Docking Station + Data Transfer..... 3


## 1. AC Power Lines Conducted Emissions

### 1.1. Battery Charging AC/DC Adapter



Photograph 1: Set Up 1-Overall View

### 1.2. Battery Charging Docking Station + Data Transfer



Photograph 2: Set Up 2-Overall View