

Annex 4: Set-up photographs to  
to TEST REPORT  
No.: TR18-1-0100501T01a

According to:

**FCC Regulations**







Part 15.205  
Part 15.209  
Part 15.247

for

Datalogic S.r.l.

Joya Touch A6  
Type: E00AN04HLOGT0AN-GBB

**FCC ID:** U4GJTAWB  
**ISED:** 3862E-JTAWB  
**PMN:** Joya Touch A6  
**FVIN:** 20.12

Laboratory Accreditation and Listings			
 <b>DAkKS</b> Deutsche Akkreditierungsstelle D-PL-12047-01-01	 FEDERAL COMMUNICATIONS COMMISSION USA MRA US-EU 0003	 Industry Canada Reg. No.: 3462D-1 Reg. No.: 3462D-2 Reg. No.: 3462D-3	 Voluntary Controls for Electromagnetic Emissions Reg. No.: R-2666 C-2914, T-1967, G-301
 <b>WiFi</b> ALLIANCE AUTHORIZED RF LABORATORY	 <b>ctia</b> Authorized Test Lab Lab Code: 20011130-00		
accredited according to DIN EN ISO/IEC 17025			
<p align="center"><b>CETECOM GmbH</b>                      Laboratory Radio Communications &amp; Electromagnetic Compatibility                      Im Teelbruch 116 • 45219 Essen • Germany                      Registered in Essen, Germany, Reg. No.: HRB Essen 8984                      Tel.: + 49 (0) 20 54 / 95 19-954 • Fax: + 49 (0) 20 54 / 95 19-964                      E-mail: info@cetecom.com • Internet: www.cetecom.com</p>			

**TABLE OF CONTENTS:**


**1. RADIATED RF-MEASUREMENTS SET-UP..... 3**

1.1. Radiated Field Strength Emissions – below 1 GHz ..... 3

1.2. Radiated Field Strength Emissions – above 1 GHz ..... 4


## **1. Radiated RF-Measurements Set-up**

### **1.1. Radiated Field Strength Emissions – below 1 GHz**




**Photograph 1: Set Up 1-Close View-below 1 GHz - EUT standing 0°- Front Side**

## 1.2. Radiated Field Strength Emissions – above 1 GHz



**Photograph 2: Set Up 1-CloseView - above 1 GHz- EUT Standing 0°- Front Side**



**Photograph 3: Set Up 1-Overall View - above 1 GHz - EUT Standing 0°- Front Side**