

Annex 4: Set-up photographs to
TEST REPORT
No.: 16-1-0181301T08

According to:

FCC Regulations

Part 15.107

Part 15.109

ISED Regulations

ICES-003, Issue 6

RSS-Gen, Issue 4

for

Datalogic S.r.l.

JOYA TOUCH A6
Type: E00AN04HL0HT0AN-GB0

FCC ID: U4GJTAWB

IC: 3862E-JTAWB

PMN: JOYA TOUCH A6 | HVIN: JTAWB GUN, JTAWB HH

| FVIN: Not Applicable







Laboratory Accreditation and Listings			
 Deutsche Akkreditierungsstelle D-PL-12047-01-01	 MRA US-EU 0003	 Industry Canada Reg. No.: 3462D-2 Reg. No.: 3462D-3	 Voluntary Controls for Electromagnetic Emissions Reg. No.: R-2666 C-2914, T-1967, G-301
 WiFi ALLIANCE	 ctia Authorized TM Test Lab Lab Code: 20011130-00		
accredited according to DIN EN ISO/IEC 17025			
CETECOM GmbH Laboratory Radio Communications & Electromagnetic Compatibility Im Teelbruch 116 • 45219 Essen • Germany Registered in Essen, Germany, Reg. No.: HRB Essen 8984 Tel.: + 49 (0) 20 54 / 95 19-954 • Fax: + 49 (0) 20 54 / 95 19-964 E-mail: info@cetecom.com • Internet: www.cetecom.com			

TABLE OF CONTENTS:

1. AC POWER LINES CONDUCTED EMISSIONS	3
1.1. Battery Charging AC/DC Adapter.....	3
1.2. Battery Charging Docking Station + Data Transfer.....	Fehler! Textmarke nicht definiert.
2. RADIATED RF-MEASUREMENTS SET-UP.....	4
2.1. Radiated Field Strength Emissions - 30 MHz to 1 GHz	4
2.2. Radiated Field Strength Emissions – above 1 GHz	6

1. AC Power Lines Conducted Emissions

1.1. Battery Charging AC/DC Adapter



Photograph 1: Set Up 1-Overall View

2. Radiated RF-Measurements Set-up

2.1. Radiated Field Strength Emissions - 30 MHz to 1 GHz



Photograph 2: Set Up 1-Overall View




Photograph 3: Set Up 2-Close View




Photograph 4: Set Up 3-Overall View


2.2. Radiated Field Strength Emissions – above 1 GHz



Photograph 5: Set Up 1- Close View EUT 90°



Photograph 6: Set Up 2-Close View EUT 90°



Photograph 7: Set Up 3-Close View EUT 90°