

Annex 4: Set-up photographs to  
to TEST REPORT  
No.: 18-1-0050701T05a

According to:

**FCC Regulations**  
Part 15.107  
Part 15.109







**ISED-Regulations**  
ICES-003, Issue 6  
RSS-Gen, Issue 4

for

Datalogic S.r.l.

**JOYA TOUCH A6**  
Type: A00AN04HLXGT0AN

**FCC ID: U4GJTADG**  
**ISED ID: 3862E-JTADG**  
**HVIN: JTADG GUN**

| Laboratory Accreditation and Listings   |   |   |  |
|---|---|---|--|
| <br><b>Deutsche Akkreditierungsstelle</b><br>D-PL-12047-01-01  | <br><b>FEDERAL COMMUNICATIONS COMMISSION</b><br>USA • MRA US-EU 0003 | <br><b>Industry Canada</b><br>Reg. No.: 3462D-1<br>Reg. No.: 3462D-2<br>Reg. No.: 3462D-3 | <br><b>Voluntary Controls for Electromagnetic Emissions</b><br>Reg. No.: R-2666 C-2914, T-1967, G-301 |
| <br><b>AUTHORIZED RF LABORATORY</b>  | <br><b>ctia Authorized Test Lab</b><br>Lab Code: 20011130-00        |   |  |
| accredited according to DIN EN ISO/IEC 17025  |   |   |  |
| <p align="center"><b>CETECOM GmbH</b></p> <p align="center">Laboratory Radio Communications &amp; Electromagnetic Compatibility<br/>           Im Teelbruch 116 • 45219 Essen • Germany<br/>           Registered in Essen, Germany, Reg. No.: HRB Essen 8984<br/>           Tel.: + 49 (0) 20 54 / 95 19-954 • Fax: + 49 (0) 20 54 / 95 19-964<br/>           E-mail: info@cetecom.com • Internet: www.cetecom.com</p> |   |   |  |

**TABLE OF CONTENTS:**

**1. RADIATED RF-MEASUREMENTS SET-UP..... 3**

1.1. Radiated Field Strength Emissions - 30 MHz to 1 GHz ..... 3


1.2. Radiated Field Strength Emissions – above 1 GHz ..... 5

## 1. Radiated RF-Measurements Set-up

### 1.1. Radiated Field Strength Emissions - 30 MHz to 1 GHz



**Photograph 1: Set Up 1-Close View-30 MHz-1 GHz – mode 1- Front Side**




**Photograph 2: Set Up 1-Close View-30 MHz-1 GHz – mode 2- Front Side**




**Photograph 3: Set Up 1-Close View-30 MHz-1 GHz – mode 3- Front Side**




**1.2. Radiated Field Strength Emissions – above 1 GHz**



**Photograph 4: Set Up 1-CloseView - above 1 GHz- EUT mode 1- Front Side**



**Photograph 5: Set Up 1-CloseView - above 1 GHz- EUT mode 2- Front Side**



**Photograph 6: Set Up 1-CloseView - above 1 GHz-mode 3- Front Side**